




**NEW RESIDENTIAL**  
INVESTMENT CORP.

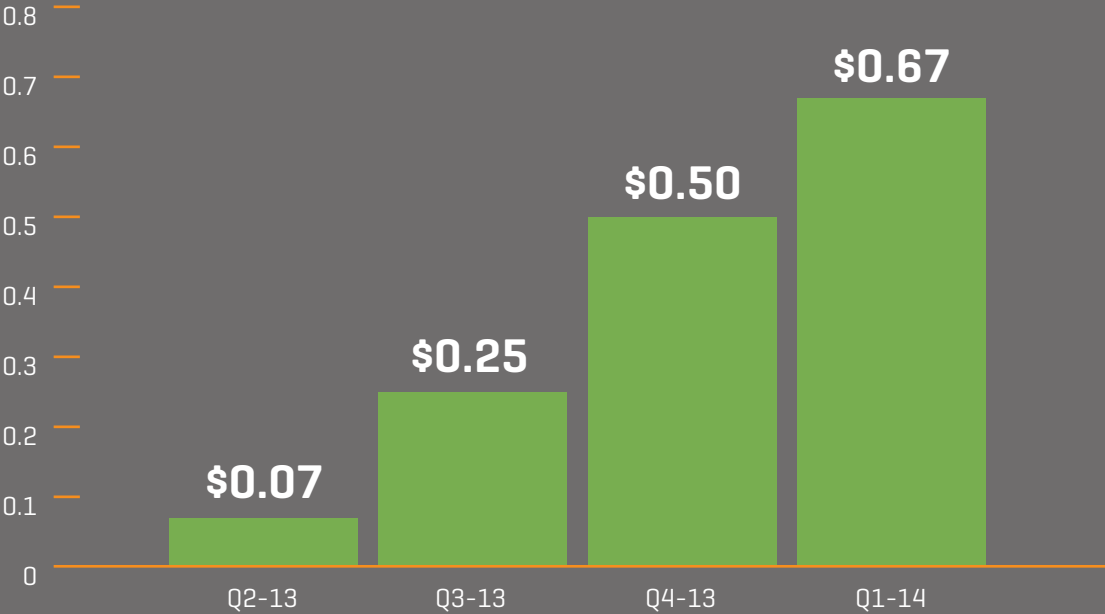
**2013 ANNUAL REPORT**

RESIDENTIAL IN FOCUS,  
OPPORTUNISTIC IN NATURE

CARRYING VALUE BY SEGMENT



CUMULATIVE COMMON DIVIDENDS SINCE SPIN-OFF



# FELLOW SHAREHOLDERS:



We have had an exceptional first seven-and-a-half months since our spin-off from Newcastle Investment Corp. on May 15, 2013. We have generated strong investment performance, achieving an annualized return on equity of 29%, which enabled us to distribute \$0.495 of dividends per share to shareholders from May through December.

## **New Residential—Not Your “Traditional” Mortgage REIT**

New Residential has a broad investment mandate to source opportunities across the vast \$20 trillion housing market. Since our inception, we have developed an investment program focused on: 1) assets that we believe will generate strong risk-adjusted returns throughout various interest rate environments, and 2) opportunities where we believe we have a unique competitive advantage due to the expertise and relationships of our manager, an affiliate of Fortress Investment Group. For example, we believe that our investments in excess mortgage servicing rights [Excess MSR], which represent approximately half of our portfolio, should increase in value as interest rates rise, but are relatively shielded if rates fall.

## **Financial & Investment Highlights:**

For the seven-and-a-half months following our spin off from Newcastle, we earned \$228 million of GAAP income, or \$0.89 per diluted share, and \$95 million of core earnings, or \$0.37 per diluted share.

We have made investments across three primary categories: 1) Servicing Related Assets, 2) Residential Securities & Loans and 3) Other Investments.

## **Servicing Related Assets:**

In the aftermath of the U.S. financial crisis, the residential mortgage industry has been undergoing major structural changes that are transforming the way mortgages are originated, owned and serviced. We believe these changes create a compelling set of investment opportunities. We have capitalized on these market dynamics by making investments in: 1) Excess MSR and 2) Servicing Advances.

- **Excess MSR:** Since 2011, we have invested a total of \$683 million in 13 loan pools with approximately \$300 billion of initial UPB. Of that \$683 million, nearly \$400 million was invested in 2013.

Through the end of December, our portfolio generated \$187 million of total life to date cash flows, which represented 27% of our initial investment returned over an average of 10 months, and the current carrying value of our portfolio was \$677 million.

We remain confident that 2014 will be a favorable year for MSR transactions. Large banks will likely continue to sell high-touch servicing, while higher interest rates and a better economic backdrop could further improve MSR values. In addition, we believe prepayment speeds of the underlying loans will likely continue to trend down as interest rates rise.

- **Servicer Advances:** In December, New Residential and other third-party co-investors entered into an agreement to acquire approximately \$3.2 billion of Non-Agency servicer advances from Nationstar Mortgage LLC related to \$54 billion of initial UPB. New Residential's portion of the investment amount, net of financing, was approximately \$215 million.

Servicer advances are a customary feature of residential mortgage securitizations. An advance typically is made on behalf of a securitization trust by a servicer when the borrower fails to pay: a) scheduled payments due on a mortgage loan or b) real estate taxes and insurance premiums. Servicers also typically advance expenses incurred in connection with the foreclosure process. Servicers have a high priority claim against securitization trusts for reimbursement of these advances, and so the return on this investment is largely dependent on the timing of the recovery as well as the amount and cost of financing.

We intend to enter into similar transactions in the future, and we believe these assets will provide a longer-duration stream of earnings to our portfolio.



## Residential Securities & Loans:

*Non-Agency RMBS:* As of year-end, our portfolio consisted of \$873 million face amount of Non-Agency RMBS. During the year, we actively monitored the market to pinpoint when we wanted to put risk on and take risk off the table with regards to our Non-Agency portfolio. For example, in the fourth quarter, with news that the Dutch Government was going to liquidate a large portfolio of Non-Agency RMBS from a bank portfolio, we decided to sell some of our holdings in the event that spreads widened. In anticipation of this event, we sold \$577 million face amount for \$399 million, or 69% of par, which resulted in a gain of \$41 million. Subsequently, we were able to purchase \$626 million face amount of similar credit quality bonds at wider spreads as the market recovered.

While Non-Agency RMBS prices have started to recover from financial crisis lows, we believe a gap still exists between current prices and the recovery value of many Non-Agency RMBS. We believe there are opportunities to acquire this asset class at attractive risk-adjusted yields, with the potential for meaningful upside if the U.S. economy and housing market continue to strengthen.

▪ *Non-Performing Loans:* In the fourth quarter of 2013, we broadened our investment portfolio by investing in a non-performing loan pool for \$93 million. Although we had only one month of results in 2013, our actual performance was better than our initial underwritten targets. In December, our portfolio had 30 liquidations, which generated \$2.9 million of cash flows and resulted in an implied 21% cash-on-cash yield.

We believe this asset class allows us the opportunity to purchase loans at a deep discount to their face amount, and to resolve the loans at a substantially higher valuation. Furthermore, we believe the supply of non-performing residential loans will continue to be robust in the coming years. With improved balance sheets, many large banks have more financial flexibility to sell non-performing assets. In addition, the U.S. Department of Housing and Urban Development, which acquires the non-performing loans from Ginnie Mae securitizations, has been increasing its portfolio sales. We believe these dynamics will result in a meaningful volume of non-performing loan sales, which will translate into attractive investment opportunities.

▪ *Consumer Loans:* In April 2013, New Residential invested \$241 million to purchase an interest in a \$3.9 billion UPB consumer loan portfolio. We partnered with a Fortress affiliate, Springleaf Financial, a premier personal lender, and another co-investor to acquire this portfolio. As of year-end, we had received approximately \$109 million in LTD cash flows, and the current investment basis was \$132 million. The portfolio continues to perform very well, with a charge-off rate of 9.8% versus 12.1% at acquisition. We remain optimistic about the prospects for this investment as the economy further improves.

The consumer loan portfolio acquisition is likely the most salient example to date of how New Residential is able to leverage the expertise and relationships of its manager, an affiliate of Fortress Investment Group, to source unique and rewarding investment opportunities. We plan to continue to source similar opportunities in the future.

## Business Outlook:

Overall, 2013 was a landmark year for New Residential. Looking ahead, the potential areas for investment continue to be robust as the U.S. residential market is still in an unprecedented state of flux. We remain confident in our ability to maintain the momentum and success we experienced in 2013. We believe New Residential is well-positioned to capitalize on the opportunities in the mortgage market. As the GSEs continue to redefine their role in the market, and as banks continue to sell off assets in response to regulatory constraints and headline risks, we believe there will continue to be interesting investment opportunities.

We will continue to evaluate the best investment opportunities we think will drive growth and maximize returns for our shareholders. We look forward to updating you on our progress throughout the year.

Sincerely,

Michael Nierenberg  
Chief Executive Officer & President



**NEW RESIDENTIAL**  
INVESTMENT CORP.

FORM 10-K

---

---

**UNITED STATES  
SECURITIES AND EXCHANGE COMMISSION**  
Washington, D.C. 20549

---

**FORM 10-K**

---

**ANNUAL REPORT PURSUANT TO SECTION 13 OR 15(d) OF THE SECURITIES EXCHANGE ACT OF 1934**

For the fiscal year ended December 31, 2013

or

**TRANSITION REPORT PURSUANT TO SECTION 13 OR 15(d) OF THE SECURITIES EXCHANGE ACT OF 1934**

For the transition period from \_\_\_\_\_ to \_\_\_\_\_

Commission File Number: 001-35777

---

**New Residential Investment Corp.**

(Exact name of registrant as specified in its charter)

---

**Delaware**  
(State or other jurisdiction of  
incorporation or organization)

**45-3449660**  
(I.R.S. Employer  
Identification No.)

**1345 Avenue of the Americas, New York, NY**  
(Address of principal executive offices)

**10105**  
(Zip Code)

**(212) 798-3150**  
(Registrant's telephone number, including area code)

N/A  
(Former name, former address and former fiscal year, if changed since last report)

Securities registered pursuant to Section 12 (b) of the Act:

Title of each class:  
Common Stock, \$0.01 par value per share

Name of each exchange on which registered:  
New York Stock Exchange (NYSE)

Securities registered pursuant to Section 12(g) of the Act: None

---

Indicate by check mark if the registrant is a well-known seasoned issuer, as defined in Rule 405 of the Securities Act. Yes  No

Indicate by check mark if the registrant is not required to file reports pursuant to Section 13 or Section 15(d) of the Act. Yes  No

Indicate by check mark whether the registrant (1) has filed all reports required to be filed by Section 13 or 15(d) of the Securities Exchange Act of 1934 during the preceding 12 months (or for such shorter period that the registrant was required to file such reports), and (2) has been subject to such filing requirements for the past 90 days. Yes  No

Indicate by check mark whether the registrant has submitted electronically and posted on its corporate Web site, if any, every Interactive Data File required to be submitted and posted pursuant to Rule 405 of Regulation S-T (§232.405 of this chapter) during the preceding 12 months (or for such shorter period that the registrant was required to submit and post such files). Yes  No

Indicate by check mark if disclosure of delinquent filers pursuant to Item 405 of Regulation S-K is not contained herein, and will not be contained, to the best of registrant's knowledge, in definitive proxy or information statements incorporated by reference in Part III of this Form 10-K or any amendment to this form 10-K

Indicate by check mark whether the registrant is a large accelerated filer, an accelerated filer, a non-accelerated filer, or a smaller reporting company. See the definitions of "large accelerated filer," "accelerated filer" and "smaller reporting company" in Rule 12b-2 of the Exchange Act. (Check one):

Large accelerated filer

Accelerated filer

Non-accelerated filer  (Do not check if a smaller reporting company)

Smaller reporting company

Indicate by check mark whether the registrant is a shell company (as defined in Rule 12b-2 of the Exchange Act). Yes  No

The aggregate market value of the common stock held by non-affiliates as of June 30, 2013 (computed based on the closing price on such date as reported on the NYSE) was: \$1.7 billion.

**Common stock, \$0.01 par value per share: 253,209,669 shares outstanding as of March 17, 2014.**

#### **DOCUMENTS INCORPORATED BY REFERENCE**

The information required by Part III (Items 10, 11, 12, 13 and 14) will be incorporated by reference from the registrant's Definitive Proxy Statement for its 2014 Annual Meeting of Stockholders to be filed with the Securities and Exchange Commission pursuant to Regulation 14A.

---

---

## CAUTIONARY STATEMENT REGARDING FORWARD-LOOKING STATEMENTS

This report contains certain “forward-looking statements” within the meaning of the Private Securities Litigation Reform Act of 1995, which statements involve substantial risks and uncertainties. Such forward-looking statements relate to, among other things, the operating performance of our investments, the stability of our earnings, our financing needs and the size and attractiveness of market opportunities. Forward-looking statements are generally identifiable by use of forward-looking terminology such as “may,” “will,” “should,” “potential,” “intend,” “expect,” “endeavor,” “seek,” “anticipate,” “estimate,” “overestimate,” “underestimate,” “believe,” “could,” “project,” “predict,” “continue” or other similar words or expressions. Forward-looking statements are based on certain assumptions, discuss future expectations, describe future plans and strategies, contain projections of results of operations, cash flows or financial condition or state other forward-looking information. Our ability to predict results or the actual outcome of future plans or strategies is inherently uncertain. Although we believe that the expectations reflected in such forward-looking statements are based on reasonable assumptions, our actual results and performance could differ materially from those set forth in the forward-looking statements. These forward-looking statements involve risks, uncertainties and other factors that may cause our actual results in future periods to differ materially from forecasted results. Factors which could have a material adverse effect on our operations and future prospects include, but are not limited to:

- reductions in cash flows received from our investments;
- our ability to take advantage of investment opportunities at attractive risk-adjusted prices;
- our ability to take advantage of investment opportunities in Excess MSR, servicer advances, real estate securities and real estate related loans;
- servicer advances may not be recoverable or may take longer to recover than we expect, which could cause us to fail to achieve our targeted return on our investment in servicer advances;
- our ability to deploy capital accretively;
- our counterparty concentration and default risks in Nationstar, Springleaf and other third-parties;
- a lack of liquidity surrounding our investments which could impede our ability to vary our portfolio in an appropriate manner;
- the impact that risks associated with subprime mortgage loans and consumer loans, as well as deficiencies in servicing and foreclosure practices, may have on the value of our Excess MSR, servicer advances, RMBS and consumer loan portfolios;
- the risks that default and recovery rates on our Excess MSR, servicer advances, real estate securities, residential mortgage loans and consumer loans deteriorate compared to our underwriting estimates;
- changes in prepayment rates on the loans underlying certain of our assets, including, but not limited to, our Excess MSR;
- the risk that projected recapture rates on the portfolios underlying our Excess MSR are not achieved;
- the relationship between yields on assets which are paid off and yields on assets in which such monies can be reinvested;
- the relative spreads between the yield on the assets we invest in and the cost of financing;
- changes in economic conditions generally and the real estate and bond markets specifically;
- adverse changes in the financing markets we access affecting our ability to finance our investments on attractive terms, or at all;



- the quality and size of the investment pipeline and the rate at which we can invest our cash;
- changing risk assessments by lenders that potentially lead to increased margin calls, not extending our repurchase agreements or other financings in accordance with their current terms or not entering into new financings with us;
- changes in interest rates and/or credit spreads, as well as the success of any hedging strategy we may undertake in relation to such changes;
- impairments in the value of the collateral underlying our investments and the relation of any such impairments to our judgments as to whether changes in the market value of our securities or loans are temporary or not and whether circumstances bearing on the value of such assets warrant changes in carrying values;
- the availability and terms of capital for future investments;
- competition within the finance and real estate industries;
- the legislative/regulatory environment, including, but not limited to, the impact of the Dodd-Frank Act, U.S. government programs intended to stabilize the economy, the federal conservatorship of Fannie Mae and Freddie Mac and legislation that permits modification of the terms of loans;
- our ability to maintain our qualification as a real estate investment trust (“REIT”) for U.S. federal income tax purposes and the potentially onerous consequences that any failure to maintain such qualification would have on our business; and
- our ability to maintain our exclusion from registration under the 1940 Act and the fact that maintaining such exclusion imposes limits on our operations.

We also direct readers to other risks and uncertainties referenced in this report, including those set forth under “Risk Factors.” We caution that you should not place undue reliance on any of our forward-looking statements. Further, any forward-looking statement speaks only as of the date on which it is made. New risks and uncertainties arise from time to time, and it is impossible for us to predict those events or how they may affect us. Except as required by law, we are under no obligation (and expressly disclaim any obligation) to update or alter any forward-looking statement, whether written or oral, that we may make from time to time, whether as a result of new information, future events or otherwise.

### **SPECIAL NOTE REGARDING EXHIBITS**

In reviewing the agreements included as exhibits to this Annual Report on Form 10-K, please remember they are included to provide you with information regarding their terms and are not intended to provide any other factual or disclosure information about New Residential Investment Corp. (the “Company,” “New Residential” or “we,” “our” and “us”) or the other parties to the agreements. The agreements contain representations and warranties by each of the parties to the applicable agreement. These representations and warranties have been made solely for the benefit of the other parties to the applicable agreement and:

- should not in all instances be treated as categorical statements of fact, but rather as a way of allocating the risk to one of the parties if those statements provide to be inaccurate;
- have been qualified by disclosures that were made to the other party in connection with the negotiation of the applicable agreement, which disclosures are not necessarily reflected in the agreement;
- may apply standards of materiality in a way that is different from what may be viewed as material to you or other investors; and
- were made only as of the date of the applicable agreement or such other date or dates as may be specified in the agreement and are subject to more recent developments.

Accordingly, these representations and warranties may not describe the actual state of affairs as of the date they were made or at any other time. Additional information about the Company may be found elsewhere in this Annual Report on Form 10-K and the Company’s other public filings, which are available without charge through the SEC’s website at <http://www.sec.gov>. See “Business – Corporate Governance and Internet Address; Where Readers Can Find Additional Information.”

The Company acknowledges that, notwithstanding the inclusion of the foregoing cautionary statements, it is responsible for considering whether additional specific disclosures of material information regarding material contractual provisions are required to make the statements in this report not misleading.

**NEW RESIDENTIAL INVESTMENT CORP.  
FORM 10-K**

**INDEX**

---

	<b>Page</b>
<b><u>PART I</u></b>	
Item 1. <u>Business</u>	1
Item 1A. <u>Risk Factors</u>	19
Item 1B. <u>Unresolved Staff Comments</u>	56
Item 2. <u>Properties</u>	56
Item 3. <u>Legal Proceedings</u>	56
Item 4. <u>Mine Safety Disclosures</u>	56
<b><u>PART II</u></b>	
Item 5. <u>Market for Registrant’s Common Equity, Related Stockholder Matters and Issuer Purchases of Equity Securities</u>	57
Item 6. <u>Selected Financial Data</u>	59
Item 7. <u>Management’s Discussion and Analysis of Financial Condition and Results of Operations</u>	62
Item 7A. <u>Quantitative and Qualitative Disclosures About Market Risk</u>	100
Item 8. <u>Financial Statements and Supplementary Data</u>	103
<u>Report of Independent Registered Public Accounting Firm</u>	104
<u>Report of Independent Registered Public Accounting Firm on Internal Control over Financial Reporting</u>	105
<u>Consolidated Balance Sheets as of December 31, 2013 and 2012</u>	106
<u>Consolidated Statements of Income for the years ended December 31, 2013 and 2012 and the period from December 8, 2011 (commencement of operations) through December 31, 2011</u>	107
<u>Consolidated Statements of Comprehensive Income for the years ended December 31, 2013 and 2012 and the period from December 8, 2011 (commencement of operations) through December 31, 2011</u>	108
<u>Consolidated Statements of Changes in Stockholders’ Equity for the years ended December 31, 2013 and 2012 and the period from December 8, 2011 (commencement of operations) through December 31, 2011</u>	109
<u>Consolidated Statements of Cash Flows for the years ended December 31, 2013 and 2012 and the period from December 8, 2011 (commencement of operations) through December 31, 2011</u>	110
<u>Notes to Consolidated Financial Statements</u>	112
Item 9. <u>Changes in and Disagreements with Accountants on Accounting and Financial Disclosure</u>	161
Item 9A. <u>Controls and Procedures</u>	161
<u>Management’s Report on Internal Control over Financial Reporting</u>	161
Item 9B. <u>Other Information</u>	162
<b><u>PART III</u></b>	
Item 10. <u>Directors, Executive Officers and Corporate Governance</u>	162
Item 11. <u>Executive Compensation</u>	162
Item 12. <u>Security Ownership of Certain Beneficial Owners and Management and Related Stockholder Matters</u>	162
Item 13. <u>Certain Relationships and Related Transactions, and Director Independence</u>	162
Item 14. <u>Principal Accounting Fees and Services</u>	162
<b><u>PART IV</u></b>	
Item 15. <u>Exhibits; Financial Statement Schedules</u>	162
<u>Signatures</u>	168

## PART I

### Item 1. Business.

#### General

New Residential is a publicly traded real estate investment trust (“REIT”) primarily focused on investing in residential mortgage related assets. We were formed as a wholly owned subsidiary of Newcastle Investment Corp. (“Newcastle”) in September 2011 and were spun-off from Newcastle on May 15, 2013, which we refer to as the “distribution date.” Our stock is traded on the New York Stock Exchange under the symbol “NRZ.” We are externally managed and advised by an affiliate (our “Manager”) of Fortress Investment Group LLC (“Fortress”) pursuant to a management agreement (the “Management Agreement”).

Our goal is to drive strong risk-adjusted returns primarily through investments in servicing related assets, residential securities and loans and other investments. We generally target assets that generate significant current cash flows and/or have the potential for meaningful capital appreciation. We aim to generate attractive returns for our stockholders without the excessive use of financial leverage.

We intend to continue to invest opportunistically across the residential real estate market. Our investment guidelines are purposefully broad to enable us to make investments in a wide array of assets in diverse markets. In the past, we have taken advantage of this flexibility to invest in assets that are not strictly real estate related (e.g., consumer loans), and we may do so again in the future. We expect our asset allocation and target assets to change over time depending on the types of investments our Manager identifies and the investment decisions our Manager makes in light of prevailing market conditions. For more information about our investment guidelines, see “—Investment Guidelines.”

We currently conduct our business through the following segments:

#### *Servicing Related Assets*

- *Excess Mortgage Servicing Rights:* Since December 2011, we have made investments in excess mortgage servicing rights (“Excess MSR”) on 13 pools of residential mortgage loans with an aggregate unpaid principal balance (“UPB”) as of December 31, 2013 of \$252.6 billion. As of December 31, 2013, the carrying value of our Excess MSR was approximately \$676.9 million, representing 11.4% of our total assets.
- *Servicer Advances:* In December 2013, we made our first investment in servicer advances, including the basic fee component of the related MSR, through a joint venture entity of which we are the managing member (the “Buyer”). As of December 31, 2013, the carrying value of the servicer advances, including the basic fee component of the related MSR, purchased by the Buyer (which we consolidate) was approximately \$2.7 billion, representing 44.7% of our total assets. As of December 31, 2013, our equity investment in the Buyer was \$115.7 million.

#### *Residential Securities and Loans*

- *Real Estate Securities:* We acquire and manage a diversified portfolio of credit sensitive real estate securities, including private label (“Non-Agency”) and FNMA/FHLMC/GNMA (“Agency”) residential mortgage backed securities (“RMBS”). As of December 31, 2013, the carrying value of our real estate securities was approximately \$2.0 billion (\$1.4 billion for Agency RMBS and \$570.4 million for Non-Agency RMBS, respectively), representing 33.1% of our total assets.
- *Real Estate Loans:* We acquire residential mortgage loans, including reverse and non-performing mortgage loans. As of December 31, 2013, the carrying value of our residential mortgage loans was \$33.5 million, representing 0.6% of our total assets.

#### *Other Investments*

- *Consumer Loans:* In April 2013, we acquired an interest in a portfolio of consumer loans, including unsecured and homeowner loans. As of December 31, 2013, the carrying value of our investment in consumer loans was \$215.1 million, representing 3.6% of our total assets.

In addition, as of December 31, 2013, we had cash and cash equivalents, restricted cash, derivative assets, and other assets of \$394.4 million, representing 6.6% of our total assets.

The following table summarizes our segments as of December 31, 2013 (in thousands):

	<u>Servicing Related Assets</u>		<u>Residential Securities and Loans</u>		<u>Consumer Loans</u>	<u>Corporate</u>	<u>Total</u>
	<u>Excess MSR</u> s	<u>Servicer Advances</u>	<u>Real Estate Securities</u>	<u>Real Estate Loans</u>			
<b>December 31, 2013</b>							
Investments	\$ 676,917	\$2,665,551	\$ 1,973,189	\$ 33,539	\$215,062	\$ —	\$5,564,258
Cash and restricted cash	—	85,243	51,627	22,840	—	145,622	305,332
Derivative assets	—	—	1,452	34,474	—	—	35,926
Other assets	2	7,062	44,848	—	—	1,230	53,142
Total assets	<u>\$ 676,919</u>	<u>\$2,757,856</u>	<u>\$ 2,071,116</u>	<u>\$ 90,853</u>	<u>\$215,062</u>	<u>\$146,852</u>	<u>\$5,958,658</u>
Debt	\$ —	\$2,390,778	\$ 1,620,711	\$ 22,840	\$ —	\$ 75,000	\$4,109,329
Other liabilities	80	4,271	215,159	32,553	33	84,158	336,254
Total liabilities	<u>80</u>	<u>2,395,049</u>	<u>1,835,870</u>	<u>55,393</u>	<u>33</u>	<u>159,158</u>	<u>4,445,583</u>
Total Equity	676,839	362,807	235,246	35,460	215,029	(12,306)	1,513,075
Noncontrolling interests in equity of consolidated subsidiaries	—	247,225	—	—	—	—	247,225
Total New Residential Stockholders' Equity	<u>\$ 676,839</u>	<u>\$ 115,582</u>	<u>\$ 235,246</u>	<u>\$ 35,460</u>	<u>\$215,029</u>	<u>\$ (12,306)</u>	<u>\$1,265,850</u>

## Recent Developments

### Servicing Related Assets

#### *Excess MSR*s

In the fourth quarter of 2013, we invested or committed to invest an additional \$76.9 million in Excess MSR on loans with an aggregate outstanding UPB of approximately \$27.2 billion. In the first quarter of 2014, we have closed on \$19.1 million that we had previously committed to invest in Excess MSR on loans with an aggregate outstanding UPB of approximately \$8.1 billion.

See “Management’s Discussion and Analysis of Financial Condition and Results of Operations—Our Portfolio—Servicing Related Assets—Excess MSR” for additional information about our investments in Excess MSR.

#### *Servicer Advances*

In December 2013, we made our first investment in servicer advances, including the basic fee component of the related MSR (“Transaction 1”). We made the investment through the Buyer, a joint venture entity capitalized by us and certain third-party co-investors.

In Transaction 1, the Buyer acquired from Nationstar Mortgage LLC (“Nationstar”) approximately \$3.2 billion of outstanding servicer advances (including deferred servicing fees) and the basic fee component of the related MSR on Non-Agency mortgage loans with an aggregate UPB of approximately \$54.6 billion. In exchange, the Buyer (i) paid approximately \$3.2 billion (the “Initial Purchase Price”), and (ii) agreed to purchase future servicer advances related to the loans. The Initial Purchase Price is equal to the value of the discounted cash flows from the outstanding and future advances and from the basic fee. The Buyer funded the Initial Purchase Price with approximately \$2.8 billion of debt and \$0.4 billion of equity, excluding working capital. As of December 31, 2013, the Buyer had settled approximately \$2.7 billion of servicer advances related to Transaction 1. Subsequent to December 31, 2013, the Buyer settled an additional \$509.4 million of advances related to Transaction 1, which represents substantially all of the remaining balance of Transaction 1.

Nationstar remains the named servicer under the related servicing agreements and continues to perform all servicing duties for the underlying loans. The Buyer has the right, but not the obligation, to become the named servicer, subject to obtaining consents and ratings agency letters required for a formal change of the named servicer. In exchange for Nationstar’s performance of servicing duties, the Buyer pays Nationstar a servicing fee (the “Servicing Fee”) and, in the event that the aggregate cash flows from the advances and the basic fee generate a 14% return (the “Targeted Return”) on the Buyer’s invested equity, a performance fee (the “Performance Fee”). Nationstar is majority owned by private equity funds managed by an affiliate of our Manager.

In Transaction 1, the Buyer also acquired the right, but not the obligation (the “Call Right”), to purchase additional servicer advances, including the basic fee component of the related MSRs, on terms substantially similar to the terms of Transaction 1. As in Transaction 1, (i) the purchase price for the servicer advances, including the basic fee, will be the outstanding balance of the advances at the time of purchase and (ii) the Buyer will be obligated to purchase future servicer advances related to the loans. As of December 31, 2013, the outstanding balance of the advances subject to the Call Right was approximately \$3.1 billion and the UPB of the related loans was approximately \$71.5 billion. The Call Right expires on June 30, 2014.

The Buyer exercised the Call Right, in part, in February 2014 and March 2014 (collectively, “Transaction 2”). The outstanding balance of the servicer advances subject to the portion of the Call Right that was exercised was approximately \$1.1 billion as of the exercise dates, February 28, 2014 and March 5, 2014. If the Buyer exercises the Call Right in full, it expects to fund the total purchase price with approximately \$2.5 billion of debt and \$0.3 billion of equity, excluding working capital. As of the date hereof, the Buyer has settled \$1.1 billion of advances related to Transaction 2, which was financed with approximately \$0.9 billion of debt.

The remaining balance of the Call Right, if exercised, is expected to be settled in April through June 2014. There can be no assurance that the remainder of the Call Right will be settled. The servicer advances subject to the Call Right cannot be purchased unless and until the related financings are repaid or renegotiated or until the related collateral is released in accordance with the terms of such financings (which would require the consent of various third parties).

As of December 31, 2013, we owned approximately 32% of the Buyer, which corresponds to a \$115.7 million equity investment. As of the date hereof, we own approximately 34% of the Buyer, which corresponds to a \$197.9 million equity investment. We expect to own approximately 45% – 50% of the Buyer after the expiry of the Call Right and the settlement of all related advances. As noted above, there can be no assurance that the Call Right will be settled in full.

For more information about these transactions, see “Management’s Discussion and Analysis of Financial Condition and Results of Operations—Our Portfolio—Servicing Related Assets—Servicer Advances.”

## **Residential Securities and Loans**

### *Real Estate Securities*

Our recent investment activity in real estate securities is summarized in the table below, through the date of this report.

	Fourth Quarter 2013				First Quarter 2014			
	Acquired		Sold		Acquired		Sold	
	Face	Cost	Proceeds	Gain (Loss)	Face	Cost	Proceeds	Gain (Loss)
Agency RMBS	\$195,703	\$208,172	\$ —	\$ —	\$ —	\$ —	\$162,897	\$ 682
Non-Agency RMBS	626,460	385,597	398,735	41,385	740,577	308,949	248,454	3,810
	<u>\$822,163</u>	<u>\$593,769</u>	<u>\$398,735</u>	<u>\$ 41,385</u>	<u>\$740,577</u>	<u>\$308,949</u>	<u>\$411,351</u>	<u>\$ 4,492</u>

Additionally, on March 6, 2014, we entered into an agreement with Merrill Lynch, Pierce, Fenner & Smith Incorporated (the “Co-Investor”) pursuant to which we collectively agreed to purchase approximately \$625 million current face amount of Non-Agency residential mortgage securities (the “NRZ Purchased Securities”) for approximately \$553 million, which represents 75% of the mezzanine and subordinate tranches (collectively, the “Subordinate Tranches”) of a securitization previously sponsored by an affiliate of Springleaf Holdings, Inc. (“Springleaf”) which is majority owned by a private equity fund managed by an affiliate of our Manager. The securitization, including the NRZ Purchased Securities, is collateralized by residential mortgage loans with a current face amount of approximately \$0.9 billion.

The Subordinate Tranches were offered for sale in a competitive auction held by Third Street Funding LLC (“Third Street”), an affiliate of Springleaf. Prior to entering into the agreement, the Co-Investor submitted a bid for 100% of the Subordinate Tranches. On March 6, 2014, the Co-Investor was declared the winning bidder, and it will purchase 25% of the Subordinate Tranches on the same terms as our purchase.

Our obligation to purchase the NRZ Purchased Securities is subject to obtaining financing, and the Co-Investor agreed to provide such financing to us on the terms set forth in the agreement. The agreement also sets forth the relative voting and other rights between us and the Co-Investor in respect of the securities. We expect to settle the purchase by the end of the first quarter of 2014, although there can be no assurance as to the actual timing of settlement. The NRZ Purchased Securities are not included in the table above.

See “Our Portfolio” and “Management’s Discussion and Analysis of Financial Condition and Results of Operations—Our Portfolio—Residential Securities and Loans—Real Estate Securities” for additional information about and our investments in real estate securities.

From time to time, we purchase and sell Agency RMBS through “to-be-announced” forward contracts (“TBAs”). As of March 25, 2014, we held TBA positions with \$625.0 million in a long notional amount of Agency RMBS and \$750.0 million in a short notional amount of Agency RMBS, and any amounts or obligations owed by or to us are subject to the right of set-off with a TBA counterparty. Based on the 6 month historical price volatility of these TBA positions, such positions could result in net a gain or loss to us of approximately \$2.6 million for a 3 standard deviation movement. We do not intend to take delivery of any mortgage pools relating to our TBA positions, and we intend to either enter into offsetting positions prior to settlement or roll them to the next settlement date.

#### *Real Estate Loans*

In the fourth quarter of 2013, we invested approximately \$92.7 million in a pool of residential mortgage loans with a UPB of approximately \$170.1 million. The investment was financed with \$60.1 million under a \$300.0 million master repurchase agreement with RBS. This acquisition is accounted for as a “linked transaction” (a derivative), as described in Note 10 to our consolidated financial statements included in this report. In the first quarter of 2014, we invested \$33.7 million in a pool of residential mortgage loans with a UPB of approximately \$65.6 million.

See “Our Portfolio” and “Management’s Discussion and Analysis of Financial Condition and Results of Operations—Our Portfolio—Residential Securities and Loans—Real Estate Loans” for a further description of residential mortgage loans and our investments to date.

#### **Financing and Dividends**

During the fourth quarter of 2013, we issued an aggregate of \$2.9 billion of debt obligations to finance new investments and to refinance existing investments, with a weighted average funding cost of approximately 2.7% as of December 31, 2013. Repayments of \$385.0 million were made on existing financing during the fourth quarter of 2013.

See “—Financing Strategy” below and “Management’s Discussion and Analysis of Financial Condition and Results of Operations—Liquidity and Capital Resources—Debt Obligations” for additional information about our financing.

On December 17, 2013, our board of directors declared a fourth quarter 2013 dividend of \$0.175 per share of common stock and a special cash dividend of \$0.075 per share of common stock. The combined dividend of \$0.25 per share of common stock was paid on January 31, 2014 to stockholders of record as of December 30, 2013. The special dividend was made in connection with REIT distribution requirements.

On March 19, 2014, our board of directors declared a first quarter 2014 dividend of \$0.175 per share of common stock, which is payable on April 30, 2014 to stockholders of record as of March 31, 2014.

#### **The Market Opportunity**

We believe that unfolding developments in the U.S. residential housing market are generating significant investment opportunities. The U.S. residential real estate market is vast: the value of the housing market totaled approximately \$20 trillion as of September 2013, including about \$10 trillion of outstanding mortgages, according to Inside Mortgage Finance. In the aftermath of the U.S. financial crisis, the residential mortgage industry is undergoing major structural changes that are transforming the way mortgages are originated, owned and serviced. We believe these changes are creating a compelling set of investment opportunities.

We also believe that we are one of only a select number of market participants that have the combination of capital, industry expertise and key business relationships we think are necessary to take advantage of this opportunity.

## Mortgage Industry Overview

Over the last few decades the complexity of the market for residential mortgage loans in the U.S. has dramatically increased. A borrower seeking credit for a home purchase will typically obtain financing from a financial institution, such as a bank, savings association or credit union. In the past, these institutions would generally have held a majority of their originated mortgage loans as interest-earning assets on their balance sheets and would have performed all activities associated with servicing the loans, including accepting principal and interest payments, making advances for real estate taxes and property and casualty insurance premiums, initiating collection actions for delinquent payments and conducting foreclosures.

Now, institutions that originate mortgage loans generally hold a smaller portion of such loans as assets on their balance sheets and instead sell a significant portion of the loans they originate to third parties. Fannie Mae and Freddie Mac (collectively, the “GSEs”) are currently the largest purchasers of home mortgage loans. Under a process known as securitization, the GSEs and financial institutions typically package residential mortgage loans into pools that are sold to securitization trusts. These securitization trusts fund the acquisition of mortgage loans by issuing securities, known as MBS, that entitle the owner of such securities to receive a portion of the interest and principal collected on the mortgage loans in the pool. The purchasers of the MBS are typically large institutions, such as pension funds, mutual funds, insurance companies and REITs. The agreement that governs the packaging of mortgage loans into a pool, the servicing of such mortgage loans and the terms of the MBS issued by the securitization trust is often referred to as a pooling and servicing agreement.

In the ten years prior to the credit dislocation in 2007, the securitization market drove an increase in the number of residential mortgage loans outstanding. Since 2007, the mortgage industry has been characterized by reduced origination and securitization activities, particularly for subprime and Alt-A mortgage loans.

In connection with a securitization, a number of entities perform specific roles with respect to the mortgage loans in a pool, including the trustee and the mortgage servicer. The trustee holds legal title to the mortgage loans on behalf of the owner of the MBS and either maintains the mortgage note and related documents itself or with a custodian. The trustee or a separate securities administrator for the trust receives the payments collected by the servicer on the mortgage loans and distributes them to the investors in the MBS pursuant to the terms of the pooling and servicing agreement. One or more other entities are appointed pursuant to the pooling and servicing agreement to service the mortgage loans. In some cases, the servicer is the same institution that originated the loan, and, in other cases, it may be a different institution. The duties of servicers for mortgage loans that have been securitized are generally discussed below, and are generally required to be performed in accordance with industry-accepted servicing practices and the terms of the mortgage note and applicable law. A servicer generally takes actions, such as foreclosure, in the name and on behalf of the trustee.

### *Segments of the Residential Mortgage Loan Market*

The residential mortgage market is commonly divided into a number of categories based on certain mortgage loan characteristics, including the credit quality of borrowers and the types of institutions that originate or finance such loans. While there are no universally accepted definitions, the residential mortgage loan market is commonly divided by market participants into the following categories.

- *GSE and Government Guaranteed Loans.* This category of mortgage loans includes “conforming loans,” which are first lien mortgage loans that are secured by single-family residences that meet or “conform” to the underwriting standards established by Fannie Mae or Freddie Mac. The conforming loan limit is established by statute and currently is \$417,000 with certain exceptions for high-priced real estate markets. This category also includes mortgage loans issued to borrowers that do not meet conforming loan standards, but who qualify for a loan that is insured or guaranteed by the government through Ginnie Mae, primarily through federal programs operated by the Federal Housing Administration and the Department of Veterans Affairs.
- *Non-GSE or Government Guaranteed Loans.* Residential mortgage loans that are not guaranteed by the GSEs or the government are generally referred to as “non-conforming loans” and fall into one of the following categories: jumbo, subprime, Alt-A or second lien loans. The loans may be non-conforming due to various factors, including mortgage balances in excess of Agency underwriting guidelines, borrower characteristics, loan characteristics and level of documentation.
  - *Jumbo.* Jumbo mortgage loans have original principal amounts that exceed the statutory conforming limit for GSE loans. Jumbo borrowers generally have strong credit histories and provide full loan documentation, including verification of income and assets.



- *Subprime.* Subprime mortgage loans are generally issued to borrowers with blemished credit histories, who make low or no down payments on the properties they purchase or have limited documentation of their income or assets. Subprime borrowers generally pay higher interest rates and fees than prime borrowers.
- *Alt-A.* Alt-A mortgage loans are generally issued to borrowers with risk profiles that fall between prime and subprime. These loans have one or more high-risk features, such as the borrower having a high debt-to-income ratio, limited documentation verifying the borrower's income or assets, or the option of making monthly payments that are lower than required for a fully amortizing loan. Alt-A mortgage loans generally have interest rates that fall between the interest rates on conforming loans and subprime loans.
- *Second Lien.* Second mortgages and home equity lines are often referred to as second liens and fall into a separate category of the residential mortgage market. These loans typically have higher interest rates than loans secured by first liens because the lender generally will only receive proceeds from a foreclosure of a property after the first lien holder is paid in full. In addition, these loans often feature higher loan-to-value ratios and are less secure than first lien mortgages.

## **Servicing Related Assets**

### *Excess MSR*s

In our view, the mortgage servicing sector presents a number of compelling investment opportunities. An MSR provides a mortgage servicer with the right to service a pool of mortgages in exchange for a portion of the interest payments made on the underlying mortgages. This amount typically ranges from 25 to 50 bps times the UPB of the mortgages. An MSR is made up of two components: a basic fee and an Excess MSR. The basic fee is the amount of compensation for the performance of servicing duties, and the Excess MSR is the amount that exceeds the basic fee. For example, if an MSR is 30 bps and the basic fee is 5 bps, then the Excess MSR is 25 bps. In our capacity as the owner of an Excess MSR, we are not required to assume any servicing duties, advance obligations or liabilities associated with the portfolios underlying our investment. However, we have purchased servicer advances, including the basic fee component of the related MSR, on certain portfolios underlying our Excess MSR.

Approximately 77% of MSR were owned by banks as of the fourth quarter of 2013, according to Inside Mortgage Finance. We expect this number to decline as banks face pressure to reduce their MSR exposure as a result of heightened capital reserve requirements under Basel III, regulatory scrutiny and a more challenging servicing environment. As banks sell MSR, there may be an opportunity for us to invest in the corresponding Excess MSR.

There are a number of reasons why we believe Excess MSR are a compelling investment opportunity:

- *Supply-Demand Imbalance.* Since 2010, banks have sold or committed to sell MSR totaling more than \$1 trillion of the approximately \$10 trillion mortgage market. As a result of the regulatory and other pressures facing bank servicers, we believe the volume of MSR sales is likely to be substantial for some period of time. We estimate that MSR on approximately \$200–300 billion of mortgages are currently for sale, which would require a capital investment of approximately \$2–3 billion based on current pricing dynamics. We believe many nonbank servicers, who acquire MSR and are constrained by capital limitations, will continue to sell a portion of the Excess MSR. We also estimate that approximately \$1–2 trillion of MSR could be sold over the next several years. In addition, approximately \$1.2 trillion of new loans are expected to be created annually according to the Mortgage Bankers Association. We believe this creates an opportunity to enter into “flow arrangements,” whereby loan originators agree to sell Excess MSR on newly originated loans on a recurring basis (often monthly or quarterly). We believe that MSR are being sold at a discount to historical pricing levels, although increased competition for these assets has driven prices higher recently.
- *Attractive Pricing.* We believe MSR are currently being sold at a discount to historical pricing levels. While prices have rebounded from the lows, we believe that prices remain lower than their peak. At current prices, we believe investments in Excess MSR can generate attractive returns without leverage.
- *Significant Barrier to Entry.* Non-servicers, like us, cannot directly own an MSR as a named servicer and would therefore need to partner with a servicer in order to invest in MSR. The number of strong, scalable non-bank servicers is limited. Moreover, in the case of Excess MSR on Agency pools, the servicer must be Agency-approved. As a result, non-servicers seeking to invest in Excess MSR generally face a significant barrier to entering the market, particularly if they do not have a relationship with a quality servicer. We believe our track record of investing in Excess MSR and our established relationship with Nationstar give us a competitive advantage over other potential investors.

We pioneered investments in Excess MSR (while we were a wholly owned subsidiary of Newcastle). We believe we remain the most active REIT in the sector.

### *Servicer Advances*

We believe there are attractive opportunities to invest in residential mortgage servicer advances. Servicer advances are a customary feature of residential mortgage securitization transactions and represent one of the duties for which a servicer is compensated through the basic fee component of the related MSR, since the advances are non-interest bearing. Our investments in servicer advances include the rights to the basic fee component of the related MSR.

Servicer advances are generally reimbursable cash payments made by a servicer when the borrower fails to make scheduled payments due on a mortgage loan or when the servicer makes cash payments (i) on behalf of a borrower for real estate taxes and insurance premiums on the property that have not been paid on a timely basis by the borrower and (ii) to third parties for the costs and expenses incurred in connection with the foreclosure, preservation and sale of the mortgaged property, including attorneys' and other professional fees. The purpose of the advances is to provide liquidity, rather than credit enhancement, to the underlying residential mortgage securitization transaction. Servicer advances are usually repaid from amounts received with respect to the related mortgage loan, including payments from the borrower or amounts received from the liquidation of the property securing the loan, which is referred to as "loan-level recovery."

Servicer advances typically fall into one of three categories:

- *Principal and Interest Advances*: Cash payments made by the servicer to cover scheduled payments of principal of, and interest on, a mortgage loan that have not been paid on a timely basis by the borrower.
- *Escrow Advances (Taxes and Insurance Advances)*: Cash payments made by the servicer to third parties on behalf of the borrower for real estate taxes and insurance premiums on the property that have not been paid on a timely basis by the borrower.
- *Foreclosure Advances*: Cash payments made by the servicer to third parties for the costs and expenses incurred in connection with the foreclosure, preservation and sale of the mortgaged property, including attorneys' and other professional fees.

Residential mortgage servicing agreements generally require a servicer to make advances in respect of serviced mortgage loans unless the servicer determines in good faith that the advance would not be ultimately recoverable from the proceeds of the related mortgage loan or the mortgaged property. In many cases, if the servicer determines that an advance previously made would not be recoverable from these sources, or if such advance is not recovered when the loan is repaid or related property is liquidated, then, the servicer is entitled to withdraw funds from the custodial account for payments on the serviced mortgages to reimburse the applicable advance. This is what is often referred to as a “general collections backstop.” See “Risk Factors—Risks Related to Our Business—Servicer advances may not be recoverable or may take longer to recover than we expect, which could cause us to fail to achieve our targeted return on our investment in servicer advances.”

We believe that the market in servicer advances could present us with additional investment opportunities. The status of investments in servicer advances for purposes of the REIT requirements is uncertain, and therefore our ability to make these kinds of investments may be limited. We currently hold our investment in servicer advances in a taxable REIT subsidiary.

## **Residential Securities and Loans**

### *RMBS*

We invest in both Agency ARM RMBS and Non-Agency RMBS, which we believe complement our Excess MSR investments. RMBS are securities created through the securitization of a pool of residential mortgage loans. As of the fourth quarter of 2013, approximately \$7 trillion of the \$10 trillion of residential mortgages outstanding was securitized, according to Inside Mortgage Finance. Of the securitized mortgages, approximately \$6 trillion were Agency RMBS, according to Inside Mortgage Finance, which are RMBS issued or guaranteed by a U.S. Government agency, such as Ginnie Mae, or by a GSE, such as Fannie Mae or Freddie Mac. The balance was securitized by either public trusts or PLS, and these securities are referred to as Non-Agency RMBS.

Agency RMBS generally offer more stable cash flows and historically have been subject to lower credit risk and greater price stability than the other types of residential mortgage investments we intend to target. The Agency RMBS that we may acquire could be secured by fixed-rate mortgages, adjustable-rate mortgages or hybrid adjustable-rate mortgages. More information about certain types of Agency RMBS in which we have invested or may invest is set forth below.

*Mortgage pass-through certificates.* Mortgage pass-through certificates are securities representing interests in “pools” of mortgage loans secured by residential real property where payments of both interest and principal, plus pre-paid principal, on the securities are made monthly to holders of the securities, in effect “passing through” monthly payments made by the individual borrowers on the mortgage loans that underlie the securities, net of fees paid in connection with the issuance of the securities and the servicing of the underlying mortgage loans.

*Interest Only Agency RMBS.* This type of stripped security only entitles the holder to interest payments. The yield to maturity of interest only Agency RMBS is extremely sensitive to the rate of principal payments (particularly prepayments) on the underlying pool of mortgages. If we decide to invest in these types of securities, we anticipate doing so primarily to take advantage of particularly attractive prepayment-related or structural opportunities in the Agency RMBS markets.

TBAs. We utilize TBAs in order to invest in Agency RMBS. Pursuant to these TBAs, we agree to purchase, for future delivery, Agency RMBS with certain principal and interest terms and certain types of underlying collateral, but the particular Agency RMBS to be delivered would not be identified until shortly before the TBA settlement date. Our ability to purchase Agency RMBS through TBAs may be limited by the 75% income and asset tests applicable to REITs.

Since the onset of the financial crisis in 2007, there has been significant volatility in the prices for Non-Agency RMBS. This has resulted from a widespread contraction in capital available for this asset class, deteriorating housing fundamentals, and an increase in forced selling by institutional investors (often in response to rating agency downgrades). While the prices of these assets have started to recover from their lows, we believe a meaningful gap still exists between current prices and the recovery value of many Non-Agency RMBS. Accordingly, we believe there are opportunities to acquire Non-Agency RMBS at attractive risk-adjusted yields, with the potential for meaningful upside if the U.S. economy and housing market continue to strengthen. We believe the value of existing Non-Agency RMBS may also rise if the number of buyers returns to pre-2007 levels. Furthermore, we believe that in many Non-Agency RMBS vehicles there is a meaningful discrepancy between the value of the Non-Agency RMBS and the recovery value of the underlying collateral. We intend to pursue opportunities to structure transactions that would enable us to realize this difference.

The Non-Agency RMBS we may acquire could be secured by fixed-rate mortgages, adjustable-rate mortgages or hybrid adjustable-rate mortgages. The mortgage loan collateral may be classified as “conforming” or “non-conforming,” depending on a variety of factors.

#### *Real Estate Loans*

We believe there may be attractive opportunities to invest in portfolios of non-performing and other residential mortgage loans. In these investments, we would expect to acquire the loans at a deep discount to their face amount, and we (either independently or with a servicing co-investor) would seek to resolve the loans at a substantially higher valuation. We would seek to improve performance by transferring the servicing to Nationstar or another reputable servicer, which we believe could increase unlevered yields. In addition, we may seek to employ leverage to increase returns, either through traditional financing lines or, if available, securitization options.

While a number of portfolios of non-performing residential loans have been sold since the financial crisis, we believe the volume of such sales may increase for a number of reasons. For example, with improved balance sheets, many large banks have more financial flexibility to recognize losses on non-performing assets. HUD, which acquires the non-performing loans from Ginnie Mae securitizations, has been increasing the number of portfolio sales. In addition, we believe that residential loan servicers—which have traditionally resorted to loan foreclosure procedures and subsequent property sales to maximize recoveries on non-performing loans—may increase sales of defaulted loans. To the extent any of these dynamics results in a meaningful volume of non-performing loan sales, we believe they may pose attractive investment opportunities for us.

#### **Other Investments**

We may pursue other types of investments as the market evolves, such as our opportunistic investment in consumer loans in April 2013. Our Manager makes decisions about our investments in accordance with broad investment guidelines adopted by our board of directors. Accordingly, we may, without a stockholder vote, change our target asset classes and acquire a variety of assets that may differ from, and are possibly riskier than, our current portfolio of target assets. For more information about our investment guidelines, see “—Investment Guidelines.”

#### **Our Strengths**

##### **Focused Strategy**

We pursue an investment strategy focused primarily on attractive opportunities across the residential spectrum. With an approximately \$20 trillion housing market undergoing major structural changes, we believe a dedicated strategy presents investors with an opportunity to participate in that restructuring.

##### **Experienced Management Team**

Our Manager is an affiliate of Fortress, a leading alternative asset manager with \$61.8 billion of assets under management as of December 31, 2013. Residential and other real estate related assets, including those in our portfolio, have been a significant component of the investment strategies of both Fortress and Newcastle.

Through our Manager, we have access to Fortress’s extensive and long-standing relationships with major issuers of real estate related securities and the broker-dealers that trade these securities, as well as their banking relationships in the mortgage servicing industry. We believe these relationships, together with Fortress’s infrastructure, provide us access to a pipeline of attractive investment opportunities, many of which may not be available to our competitors.

We also believe that the breadth of Fortress's experience enables us to react nimbly to the changing residential landscape in order to execute on emerging investment opportunities. For instance, in 2012, we obtained a private letter ruling from the Internal Revenue Service that permits us to treat Excess MSR as qualifying assets that generate qualifying income for purposes of the REIT asset and income tests, which gave us an early advantage for investing in Excess MSRs.

### **Existing Portfolio**

Our portfolio is currently composed of servicing related assets, residential securities and loans, and other investments. Under current market conditions, we target returns on invested equity that average in the mid-teens. We believe these returns are attainable given the performance of our existing investments to date and based on market dynamics that we believe will foster significant opportunities to invest in additional residential real estate assets at similar returns. For example, our underwriting assumptions projected a weighted average internal rate of return ("IRR") of 16.0% for the Excess MSRs we owned as of December 31, 2013, based on their original purchase price, and this portfolio has performed better than our underwriting assumptions. We believe that various market dynamics, including the current low-interest rate environment, a supply-demand imbalance for investments in residential mortgage servicing assets, and barriers to entry with respect to this asset class, support our target returns. However, the returns of individual assets, as well as different asset classes, will vary, and there can be no assurance that any of our assets, or our portfolio as a whole, will generate target returns. In addition, our ability to achieve target returns on certain of our assets, depends in part on the use of leverage and our ability to quickly deploy the proceeds of any financing at attractive returns. There can be no assurance that we will be able to secure financing on favorable terms, or at all. In addition, there can be no assurance that we will be able to source, or quickly complete, attractive investments for which the proceeds of any such financing could be used.

### **Relationship with Nationstar**

As a result of our Manager's relationship with Nationstar, which is majority-owned by Fortress funds managed by our Manager, we believe we are uniquely positioned to source opportunities to acquire residential mortgage servicing assets. Nationstar (NYSE: NSM) is one of the largest residential loan servicers, according to Inside Mortgage Finance, and it was ranked among the highest quality servicers by Fannie Mae in August 2013. We have developed an innovative strategy for co-investing in Excess MSRs with Nationstar. Given that non-servicers, like us, cannot acquire an MSR directly, this strategy creates the opportunity for us to co-invest in Excess MSRs and affords Nationstar the opportunity to invest in MSRs on a "capital light" basis. To date, we have completed several co-investments with Nationstar, as described under "—Our Portfolio—Servicing Related Assets" below. In addition, we have capitalized on Nationstar's origination capabilities by entering into a "recapture agreement" in each of our Excess MSR investments to date. Under the recapture agreements, we are generally entitled to a pro rata interest in the Excess MSRs on any initial or subsequent refinancing by Nationstar of a loan in the original portfolio. In other words, we are generally entitled to a pro rata interest in the Excess MSRs on both (i) a loan resulting from a refinancing by Nationstar of a loan in the original portfolio, and (ii) a loan resulting from a refinancing by Nationstar of a previously recaptured loan. We believe this arrangement mitigates our exposure to the prepayment risk associated with Excess MSRs. Furthermore, we have purchased servicer advances from Nationstar through a co-investment with certain third parties. See "Management's Discussion and Analysis of Financial Condition and Results of Operations—Our Portfolio—Servicer Advances." Nationstar is also the master servicer and/or servicer of the vast majority of the loans underlying the Non-Agency RMBS in our portfolio.

### **Tax Efficient REIT Status**

We will elect to be treated as, and expect to operate in conformity with the requirements for qualification and taxation as, a REIT. REIT status will provide us with certain tax advantages compared to some of our competitors. Those advantages include an ability to reduce our corporate-level income taxes by making dividend distributions to our stockholders, and an ability to pass our capital gains through to our stockholders in the form of capital gains dividends. We believe our REIT status will provide us with a significant advantage as compared to other companies or industry participants who do not have a similar tax efficient structure. From time to time, we may make investments through taxable REIT subsidiaries, which is currently the case with our investment in servicer advances, which will impact the returns on such investments and reduce cash available for distribution to our stockholders.

## Our Portfolio

Our portfolio is currently composed of servicing related assets, residential securities and loans and other investments, as described in more detail below and in “Management’s Discussion and Analysis of Financial Condition and Results of Operations—Our Portfolio.” The following table summarizes our consolidated investment portfolio as of December 31, 2013 (dollars in thousands):

	<u>Outstanding Face Amount</u>	<u>Amortized Cost Basis (A)</u>	<u>Percentage of Total Amortized Cost Basis</u>	<u>Carrying Value</u>	<u>Weighted Average Life (years) (B)</u>
<b>Investments in:</b>					
Excess MSR (C)	\$252,573,092	\$ 586,288	10.7%	\$ 676,917	6.0
Servicer Advances (C)	2,661,130	2,665,551	48.7%	2,665,551	2.7
Agency RMBS	1,314,130	1,403,215	25.7%	1,402,764	4.1
Non-Agency RMBS	872,866	566,760	10.4%	570,425	8.0
Residential Mortgage Loans	57,552	33,539	0.6%	33,539	3.7
Consumer Loans (C)	3,298,769	215,062	3.9%	215,062	3.2
<b>Total / Weighted Average</b>	<u>\$260,777,539</u>	<u>\$ 5,470,415</u>	<u>100.0%</u>	<u>\$ 5,564,258</u>	<u>5.9</u>
<b>Reconciliation to GAAP total assets:</b>					
Cash and restricted cash				305,332	
Derivative assets				35,926	
Other assets				53,142	
<b>GAAP total assets</b>				<u>\$ 5,958,658</u>	

(A) Net of impairment.

(B) Weighted average life is based on the timing of our expected principal reduction on the asset.

(C) The outstanding face amount of Excess MSR, servicer advances, and consumer loans is based on 100% of the face amount of the underlying residential mortgage loans, currently outstanding advances, and consumer loans respectively.

Over time, we expect to opportunistically adjust our portfolio composition in response to market conditions. Our Manager will make decisions about our investments in accordance with broad investment guidelines adopted by our board of directors. Accordingly, we may, without a stockholder vote, change our target asset classes and acquire a variety of assets that differ from, and are possibly riskier than, our current portfolio of target assets. For more information about our investment guidelines, see “—Investment Guidelines” below.

## Servicing Related Assets

### *Excess MSR*

Through December 31, 2013, we had invested \$683.4 million of equity in Excess MSR on loans with an initial UPB of approximately \$299.4 billion (of which we have received an aggregate \$154.5 million return of capital on an inception-to-date basis). The carrying value of our Excess MSR was approximately \$676.9 million as of December 31, 2013. The weighted average collateral statistics of these loans were: coupon of 4.8%, percentage of loans delinquent by more than thirty days of 27%, FICO score of 665 and loan age of 6.8 years.

### *Servicer Advances*

As of December 31, 2013, we had invested \$115.7 million of equity to acquire, through a joint venture with third-party co-investors, \$2.7 billion of Non-Agency servicer advances, and the basic fee component of the related MSR, on loans with a UPB of approximately \$43.4 billion related to Transaction 1.

## Residential Securities and Loans

### *RMBS*

As of December 31, 2013, we owned \$872.9 million face amount of Non-Agency RMBS with an amortized cost basis of \$566.8 million and a carrying value of \$570.4 million. We also own the call rights to 96% of the related securitizations. The collateral consists primarily of subprime and Alt-A loans.

As of December 31, 2013, we had invested \$59.2 million of equity to acquire \$1.3 billion face amount of Agency hybrid (fixed to floating) and other adjustable rate mortgage securities (“ARMs”) with a carrying value of \$1.4 billion.

#### *Real Estate Loans*

As of December 31, 2013, we had approximately \$57.6 million outstanding face amount of residential mortgage loans. In February 2013, we invested approximately \$35.1 million to acquire a 70% interest in the mortgage loans. Nationstar co-invested pari passu with us in 30% of the mortgage loans and is the servicer of the loans, performing all servicing and advancing functions, and retaining the ancillary income, servicing obligations and liabilities as the servicer.

#### **Other Investments**

In April 2013, we invested approximately \$250 million of equity to purchase an interest in consumer loans with an aggregate UPB of approximately \$4.2 billion. The carrying value of the consumer loans was approximately \$215.1 million as of December 31, 2013. The weighted average collateral characteristics of these loans were: coupon of 18.3%, 344,046 loans outstanding, an average loan balance of \$9,588, and a 9.8% charge-off rate.

#### **Financing Strategy**

Our objective is to generate attractive risk-adjusted returns for our stockholders without excessive use of leverage. We do not have a predetermined target leverage level. The amount of leverage we deploy for a particular investment depends upon an assessment of a variety of factors, which may include the anticipated liquidity and price volatility of our assets; the gap between the duration of assets and liabilities, including hedges; the availability and cost of financing the assets; our opinion of the creditworthiness of financing counterparties; the health of the U.S. economy and the residential mortgage and housing markets; our outlook for the level, slope and volatility of interest rates; the credit quality of the loans underlying our investments; and our outlook for asset spreads relative to financing costs. See “Management’s Discussion and Analysis of Financial Condition and Results of Operations—Liquidity and Capital Resources—Debt Obligations” for further details about our debt obligations.

#### **Servicing Related Assets**

##### *Excess MSRs*

We have funded the acquisition of Excess MSRs primarily on an unlevered basis. On December 13, 2013, we entered into a \$75.0 million secured corporate loan. The loan bears interest equal to the sum of (i) a floating rate index rate equal to one-month LIBOR and (ii) a margin of 4.0%. The loan contains customary covenants and event of default provisions. As of December 31, 2013, the loan was fully drawn. Subsequent to December 31, 2013, the loan was paid down by approximately \$5.9 million and the maturity was extended to May 31, 2014.

##### *Servicer Advances*

As of December 31, 2013, we had approximately \$2.4 billion of drawn principal under variable funding notes issued by special purpose subsidiaries of the Buyer pursuant to two facilities secured by the servicer advances, with an interest rate equal to the sum of a floating rate index rate and a margin ranging from 2.0% to 2.6%, borrowing capacity of up to \$3.9 billion, with maturity dates in September 2014. A portion of the outstanding notes issued under such facilities were repaid with the proceeds of new notes issued in March 2014. After giving effect to such repayments, one of the two facilities was terminated and the borrowing capacity under the other facility was reduced to \$1.5 billion. For more information about the new notes, which were issued by the NRART Master Trust, see “Management’s Discussion and Analysis of Financial Condition and Results of Operations—Liquidity and Capital Resources—Debt Obligations”

In connection with the settled portion of Transaction 2, the Buyer and special purpose subsidiaries established directly or indirectly by Buyer entered into an additional facility secured by advances, with an interest rate generally equal to the sum of one-month LIBOR plus a margin of 2.5%, borrowing capacity of up to \$1.0 billion, and a maturity date in September 2014.

## **Residential Securities and Loans**

As of December 31, 2013, we had outstanding repurchase agreements with an aggregate face amount of approximately \$287.8 million to finance Non-Agency RMBS and approximately \$1.3 billion to finance Agency ARM RMBS, all of which were subject to customary margin calls. Of our Non-Agency RMBS, \$104.0 face amount is financed pursuant to a \$414.2 million master repurchase agreement that matures in October 2014.

Under repurchase agreements, we sell a security to a counterparty and concurrently agree to repurchase the same security at a later date for a higher specified price. The sale price represents financing proceeds, and the difference between the sale and repurchase prices represents interest on the financing. The price at which the security is sold generally represents the market value of the security less a discount or “haircut,” which can range broadly, for example from 4% to 5% for Agency ARM RMBS to between 15% and 40% for Non-Agency RMBS. During the term of the repurchase agreement, the counterparty holds the security as collateral. If the agreement is subject to margin calls, the counterparty monitors and calculates what it estimates to be the value of the collateral during the term of the agreement. If this value declines by more than a de minimis threshold, the counterparty could require us to post margin in order to maintain the initial haircut on the collateral. This margin is typically required to be posted in the form of cash and cash equivalents.

These repurchase agreements have terms that generally conform to the terms of the standard master repurchase agreement published by SIFMA as to repayment, margin requirements and segregation of all securities sold under any repurchase transactions. In addition, each counterparty typically requires that we include supplemental terms and conditions to the standard master repurchase agreement. Typical supplemental terms and conditions include changes to the margin maintenance requirements, required haircuts, purchase price maintenance requirements, requirements that all controversies related to the repurchase agreement be litigated in a particular jurisdiction and cross default provisions. These provisions may differ for each of our counterparties and are not determined until we engage in a specific repurchase transaction.

On November 25, 2013, we entered into a \$300.0 million master repurchase agreement with The Royal Bank of Scotland plc (“RBS”) with advance rates ranging from 65% to 85% and an interest cost of one-month LIBOR plus 2.5% to 2.75%. The repurchase agreement, which contains customary covenants and event of default provisions and is subject to margin calls, will be used to finance the purchase of residential mortgage loans and matures on November 24, 2014. We are also required to pay certain administrative costs and expenses in connection with the structuring, management and ongoing administration of the master repurchase agreement. As of December 31, 2013, we had purchased \$92.7 million of loans financed with \$60.1 million under this facility. This financing was treated as a “linked transaction” (a derivative) for accounting purposes, as described in Note 10 to our consolidated financial statements included herein.

On January 15, 2014, we entered into a \$25.3 million repurchase agreement with Credit Suisse Securities (USA) LLC to finance a portfolio of non-performing residential mortgage loans, which matures on January 14, 2015. Borrowings under the agreement bear interest equal to the sum of (i) a floating rate index rate equal to one-month LIBOR and (ii) a margin of 3.00%. The agreement contains customary covenants and event of default provisions.

## **Other Investments**

On January 8, 2014, we financed all of our ownership interest in each of the Consumer Loan Companies under a \$150.0 million master repurchase agreement with Credit Suisse Securities (USA) LLC, which matures on June 30, 2014. Borrowings under the facility bear interest equal to the sum of (i) a floating rate index rate equal to one-month LIBOR and (ii) a margin of 4.00%. The facility contains customary covenants and event of default provisions.

## **Hedging Strategy**

Subject to maintaining our qualification as a REIT and exclusion from registration under the Investment Company Act of 1940 (the “1940 Act”), we may, from time to time, utilize derivative financial instruments to hedge the interest rate risk associated with our borrowings. Under the U.S. federal income tax laws applicable to REITs, we generally will be able to enter into certain transactions to hedge indebtedness that we may incur, or plan to incur, to acquire or carry real estate assets, although our total gross income from interest rate hedges that do not meet this requirement and other non-qualifying sources generally must not exceed 5% of our gross income.

Subject to maintaining our qualification as a REIT and exclusion from registration under the 1940 Act, we may also engage in a variety of interest rate management techniques that seek on the one hand to mitigate the influence of interest rate changes on the values of some of our assets and on the other hand help us achieve our risk management objectives. The U.S. federal income tax rules applicable to REITs may require us to implement certain of these techniques through a domestic TRS that is fully subject to U.S. federal corporate income taxation. Our interest rate management techniques may include:

- interest rate swap agreements, interest rate cap agreements, exchange-traded derivatives and swaptions;



- puts and calls on securities or indices of securities;
- U.S. Treasury securities and options on U.S. Treasury securities;
- TBAs; and
- other similar transactions.

Subject to maintaining our REIT qualification, we may utilize hedging instruments, including interest rate swap agreements, interest rate cap agreements, interest rate floor or collar agreements or other financial instruments that we deem appropriate. Specifically, we may attempt to reduce interest rate risks and to minimize exposure to interest rate fluctuations through the use of match funded financing structures, when appropriate, whereby we may seek (1) to match the maturities of our debt obligations with the maturities of our assets and (2) to match the interest rates on our assets with like-kind debt (i.e., we may finance floating rate assets with floating rate debt and fixed-rate assets with fixed-rate debt), directly or through the use of interest rate swap agreements, interest rate cap agreements, or other financial instruments, or through a combination of these strategies. We expect these instruments will allow us to minimize, but not eliminate, the risk that we have to refinance our liabilities before the maturities of our assets and to reduce the impact of changing interest rates on our earnings and liquidity.

### **Investment Guidelines**

Our board of directors has adopted a broad set of investment guidelines to be used by our Manager to evaluate specific investments. Our general investment guidelines prohibit any investment that would cause us to fail to qualify as a REIT, and any investment that would cause us to be regulated as an investment company. These investment guidelines may be changed by our board of directors without the approval of our stockholders. If our board changes any of our investment guidelines, we will disclose such changes in our next required periodic report.

### **The Management Agreement**

In connection with our spin-off from Newcastle, we entered into a Management Agreement with our Manager, an affiliate of Fortress, which was subsequently amended and restated on August 1, 2013, pursuant to which our Manager provides for the day-to-day management of our operations. The Management Agreement requires our Manager to manage our business affairs in conformity with the policies and the investment guidelines that are approved and monitored by our board of directors. There is no limit on the amount our Manager may invest on our behalf without seeking the approval of our board of directors.

Our Manager is responsible for, among other things, (i) the purchase and sale of our investments, (ii) the financing of our investments, and (iii) investment advisory services. Our Manager is responsible for our day-to-day operations and performs (or causes to be performed) such services and activities relating to our assets and operations as may be appropriate.

We pay our Manager an annual management fee equal to 1.5% of our gross equity. Gross equity is generally the equity that was transferred to us by Newcastle on the distribution date, plus total net proceeds from stock offerings, plus certain capital contributions to subsidiaries, less capital distributions and repurchases of common stock.

Our Manager is entitled to receive annual incentive compensation in an amount equal to the product of (A) 25% of the dollar amount by which (1)(a) the funds from operations before the incentive compensation, excluding funds from operations from investments in the Consumer Loan Companies and any unrealized gains or losses from mark-to-market valuation changes on Excess MSR's and on equity method investees invested in Excess MSR's, per share of common stock, plus (b) earnings (or losses) from the Consumer Loan Companies computed on a level-yield basis (such that the loans are treated as if they qualified as loans acquired with a discount for credit quality as set forth in ASC 310-30, as such codification was in effect on June 30, 2013) as if the Consumer Loan Companies had been acquired at their GAAP basis on the distribution date, earnings (or losses) from equity method investees invested in Excess MSR's as if such equity method investees had not made a fair value election, and gains (or losses) from debt restructuring and gains (or losses) from sales of property, in each case per share of common stock, exceed (2) an amount equal to (a) the weighted average of the book value per share of the equity that was transferred to us by Newcastle on the distribution date and the prices per share of our common stock in any offerings by us (adjusted for prior capital dividends or capital distributions) multiplied by (b) a simple interest rate of 10% per annum, multiplied by (B) the weighted average number of shares of common stock outstanding.

"Funds from operations" means net income (computed in accordance with U.S. Generally Accepted Accounting Principles ("GAAP")), excluding gains (losses) from debt restructuring and gains (or losses) from sales of property, plus depreciation on real estate assets, and after adjustments for unconsolidated partnerships and joint ventures. Funds from operations will be computed on an unconsolidated basis. The computation of funds from operations may be adjusted at the direction of our independent directors based on changes in, or certain applications of, GAAP. Funds from operations are determined from the date of our separation from Newcastle and without regard to Newcastle's prior performance. Funds from operations does not represent cash generated from operating activities in accordance with GAAP and should not be considered as an alternative to net income as an indication of our performance or to cash flows as a measure of liquidity or ability to make distributions.

The initial term of our Management Agreement expires on May 15, 2014, and the Management Agreement will be renewed automatically each year for an additional one-year period unless (i) a majority consisting of at least two-thirds of our independent directors or a simple majority of the holders of outstanding shares of our common stock, agree that there has been unsatisfactory performance that is materially detrimental to us or (ii) a simple majority of our independent directors agree that the management fee payable to our Manager is unfair; provided, that we shall not have the right to terminate our Management Agreement under clause (ii) foregoing if the Manager agrees to continue to provide the services under the Management Agreement at a fee that our independent directors have determined to be fair.

If we elect not to renew our Management Agreement at the expiration of the original term or any such one-year extension term as set forth above, our Manager will be provided with 60 days' prior notice of any such termination. In the event of such termination, we would be required to pay the termination fee. The termination fee is a fee equal to the sum of (1) the amount of the management fee during the 12 months immediately preceding the date of termination, and (2) the "Incentive Compensation Fair Value Amount." The Incentive Compensation Fair Value Amount is an amount equal to the Incentive Compensation that would be paid to the Manager if our assets were sold for cash at their then current fair market value (as determined by an appraisal, taking into account, among other things, the expected future value of the underlying investments).

Fortress, through its affiliates, and principals of Fortress held 5.3 million shares of our common stock, and Fortress, through its affiliates, held options to purchase an additional 17.7 million shares of our common stock, representing approximately 8.4% of our common stock on a fully diluted basis, as of December 31, 2013.

### **Policies with Respect to Certain Other Activities**

Subject to the approval of our board of directors, we have the authority to offer our common stock or other equity or debt securities in exchange for property and to repurchase or otherwise reacquire our shares or any other securities and may engage in such activities in the future.

We also may make loans to, or provide guarantees of certain obligations of, our subsidiaries.

Subject to the percentage ownership and gross income and asset tests necessary for REIT qualification, we may invest in securities of other REITs, other entities engaged in real estate activities or securities of other issuers, including for the purpose of exercising control over such entities.

We may engage in the purchase and sale of investments.

Our officers and directors may change any of these policies and our investment guidelines without a vote of our stockholders.

In the event that we determine to raise additional equity capital, our board of directors has the authority, without stockholder approval (subject to certain NYSE requirements), to issue additional common stock or preferred stock in any manner and on such terms and for such consideration it deems appropriate, including in exchange for property.

Decisions regarding the form and other characteristics of the financing for our investments are made by our manager subject to the general investment guidelines adopted by our board of directors.

### **Conflicts of Interest**

Although we have established certain policies and procedures designed to mitigate conflicts of interest, there can be no assurance that these policies and procedures will be effective in doing so. It is possible that actual, potential or perceived conflicts of interest could give rise to investor dissatisfaction, litigation or regulatory enforcement actions.

One or more of our officers and directors have responsibilities and commitments to entities other than us, including, but not limited to, Newcastle, Nationstar (the servicer for the loans underlying our Excess MSR, servicer advances, and Non-Agency RMBS), and Springleaf (the servicer for the consumer loans in which we have invested). For example, we have some of the same directors and officers as Newcastle, Nationstar and Springleaf. In addition, we do not have a policy that expressly prohibits our directors, officers, securityholders or affiliates from engaging for their own account in business activities of the types conducted by us. Moreover, our certificate of incorporation provides that if Newcastle or Fortress or any of their officers, directors or employees acquire knowledge of a potential transaction that could be a corporate opportunity, they have no duty, to the fullest extent permitted by law, to offer such corporate opportunity to us, our stockholders or our affiliates. In the event that any of our directors and officers who is also a director, officer or employee of Newcastle or Fortress acquires knowledge of a corporate opportunity or is offered a corporate opportunity, provided that this knowledge was not acquired solely in such person's capacity as a director or officer of New Residential and such person acts in good faith, then to the fullest extent permitted by law such person is deemed to have fully satisfied such person's fiduciary duties owed to us and is not liable to us if Newcastle or Fortress, or their affiliates, pursues or acquires the corporate opportunity or if such person did not present the corporate opportunity to us. However, subject to the terms of our certificate of incorporation, our code of business conduct and ethics prohibits the directors, officers and employees of our Manager from engaging in any transaction that involves an actual conflict of interest with us. See "Risk Factors—Risks Related to Our Manager—There are conflicts of interest in our relationship with our Manager."

Our key agreements, including our Management Agreement, were negotiated among related parties, and their respective terms, including fees and other amounts payable, may not be as favorable to us as terms negotiated on an arm's-length basis with unaffiliated parties. Our independent directors may not vigorously enforce the provisions of our Management Agreement against our Manager. For example, our independent directors may refrain from terminating our Manager because doing so could result in the loss of key personnel. The structure of the Manager's compensation arrangement may have unintended consequences for us. We have agreed to pay our Manager a management fee that is not tied to our performance and incentive compensation that is based entirely on our performance. The management fee may not sufficiently incentivize our Manager to generate attractive risk-adjusted returns for us, while the performance-based incentive compensation component may cause our Manager to place undue emphasis on the maximization of earnings, including through the use of leverage, at the expense of other objectives, such as preservation of capital, to achieve higher incentive distributions. Investments with higher yield potential are generally riskier or more speculative than investments with lower yield potential. This could result in increased risk to the value of our portfolio of assets and your investment in us.

We may compete with entities affiliated with our Manager or Fortress, including Newcastle, for certain target assets. From time to time, affiliates of Fortress may focus on investments in assets with a similar profile as our target assets that we may seek to acquire. These affiliates may have meaningful purchasing capacity, which may change over time depending upon a variety of factors, including, but not limited to, available equity capital and debt financing, market conditions and cash on hand. Currently, Fortress has two funds primarily focused on investing in Excess MSR with approximately \$1.7 billion in capital commitments in aggregate. We intend to co-invest with these funds in Excess MSR. Fortress funds generally have a fee structure similar to ours, but the fees actually paid will vary depending on the size, terms and performance of each fund.

Our Manager may determine, in its discretion, to make a particular investment through an investment vehicle other than us. Investment allocation decisions will reflect a variety of factors, such as a particular vehicle's availability of capital (including financing), investment objectives and concentration limits, legal, regulatory, tax and other similar considerations, the source of the investment opportunity and other factors that the Manager, in its discretion, deems appropriate. Our Manager does not have an obligation to offer us the opportunity to participate in any particular investment, even if it meets our investment objectives.

## **Operational and Regulatory Structure**

### **REIT Qualification**

We will elect to be taxed and intend to qualify as a REIT for U.S. federal income tax purposes commencing with our initial taxable year ended December 31, 2013. Our qualification as a REIT will depend upon our ability to meet, on a continuing basis, various complex requirements under the Internal Revenue Code of 1986, as amended, (the "Internal Revenue Code"), relating to, among other things, the sources of our gross income, the composition and values of our assets, our distribution levels to our stockholders and the concentration of ownership of our capital stock. We believe that, commencing with our initial taxable year ended December 31, 2013, we will be organized in conformity with the requirements for qualification and taxation as a REIT under the Internal Revenue Code, and that our intended manner of operation will enable us to meet the requirements for qualification and taxation as a REIT.

## 1940 Act Exclusion

We intend to continue to conduct our operations so that neither we nor any of our subsidiaries are required to register as an investment company under the 1940 Act. Section 3(a)(1)(A) of the 1940 Act defines an investment company as any issuer that is or holds itself out as being engaged primarily in the business of investing, reinvesting or trading in securities. Section 3(a)(1)(C) of the 1940 Act defines an investment company as any issuer that is engaged or proposes to engage in the business of investing, reinvesting, owning, holding or trading in securities and owns or proposes to acquire investment securities having a value exceeding 40% of the value of the issuer's total assets (exclusive of U.S. Government securities and cash items) on an unconsolidated basis (the "40% test"). Excluded from the term "investment securities," among other things, are U.S. Government securities and securities issued by majority owned subsidiaries that are not themselves investment companies and are not relying on the exclusion from the definition of investment company for private funds set forth in Section 3(c)(1) or Section 3(c)(7) of the 1940 Act.

We are organized as a holding company that conducts its businesses primarily through wholly owned and majority owned subsidiaries. We intend to continue to conduct our operations so that we do not come within the definition of an investment company because less than 40% of the value of our adjusted total assets on an unconsolidated basis will consist of "investment securities" in compliance with the 40% test under Section 3(a)(1)(C) of the 1940 Act. The value of securities issued by any wholly owned or majority owned subsidiaries that we may form in the future that are excluded from the definition of "investment company" based on Section 3(c)(1) or 3(c)(7) of the 1940 Act, together with any other investment securities we may own, may not exceed the 40% test under Section 3(a)(1)(C) of the 1940 Act. For purposes of the foregoing, we currently treat our interests in our taxable REIT subsidiaries ("TRSs") that hold our servicer advances and our subsidiaries that hold consumer loans as investment securities because these subsidiaries presently rely on the exclusion provided by Section 3(c)(7) of the 1940 Act. We will monitor our holdings to ensure continuing and ongoing compliance with the 40% test under Section 3(a)(1)(C) of the 1940 Act. In addition, we believe we will not be considered an investment company under Section 3(a)(1)(A) of the 1940 Act because we will not engage primarily or hold ourselves out as being engaged primarily in the business of investing, reinvesting or trading in securities. Rather, through our wholly owned subsidiaries, we will be primarily engaged in the non-investment company businesses of these subsidiaries.

If the value of securities issued by our subsidiaries that are excluded from the definition of "investment company" by Section 3(c)(1) or 3(c)(7) of the 1940 Act, together with any other investment securities we own, exceeds the 40% test under Section 3(a)(1)(C) of the 1940 Act (e.g., the value of our interests in the taxable REIT subsidiaries that hold servicer advances increases significantly in proportion to the value of our other assets), or if one or more of such subsidiaries fail to maintain an exclusion or exception from the 1940 Act, we could, among other things, be required either (a) to substantially change the manner in which we conduct our operations to avoid being required to register as an investment company or (b) to register as an investment company under the 1940 Act, either of which could have an adverse effect on us and the market price of our securities. As discussed above, for purposes of the foregoing, we currently treat our interests in our TRSs that hold our servicer advances and our subsidiaries that hold consumer loans as investment securities because these subsidiaries presently rely on the exclusion provided by Section 3(c)(7) of the 1940 Act. If we were required to register as an investment company under the 1940 Act, we could, among other things, be required either to (a) change the manner in which we conduct our operations to avoid being required to register as an investment company, (b) effect sales of our assets in a manner that, or at a time when, we would not otherwise choose to do so, or (c) register as an investment company, any of which could negatively affect the value of our common stock, the sustainability of our business model, and our ability to make distributions.

For purposes of the foregoing, we treat our interests in certain of our wholly owned and majority owned subsidiaries, which constitutes more than 60% of the value of our adjusted total assets on an unconsolidated basis, as non-investment securities because such subsidiaries qualify for exclusion from the definition of an investment company under the 1940 Act pursuant to Section 3(c)(5)(C) of the 1940 Act (the "Section 3(c)(5)(C) exclusion"). The Section 3(c)(5)(C) exclusion is available for entities "primarily engaged" in the business of "purchasing or otherwise acquiring mortgages and other liens on and interests in real estate." The Section 3(c)(5)(C) exclusion generally requires that at least 55% of these subsidiaries' assets comprise qualifying real estate assets and at least 80% of each of their portfolios must comprise qualifying real estate assets and real estate-related assets under the 1940 Act. Maintenance of our exclusion under the 1940 Act generally limits the amount of our Section 3(c)(5)(C) subsidiaries' investments in non-real estate assets to no more than 20% of our total assets.

In satisfying the 55% requirement under the Section 3(c)(5)(C) exclusion, based on guidance from the SEC and its staff, we treat Agency ARM RMBS issued with respect to an underlying pool of mortgage loans in which we hold all of the certificates issued by the pool as qualifying real estate assets. The SEC and its staff have not published guidance with respect to the treatment of whole pool Non-Agency RMBS for purposes of the Section 3(c)(5)(C) exclusion. Accordingly, based on our own judgment and analysis of the guidance from the SEC and its staff identifying Agency whole pool certificates as qualifying real estate assets under Section 3(c)(5)(C), we treat whole pool Non-Agency RMBS issued with respect to an underlying pool of mortgage loans in which our subsidiary relying on Section 3(c)(5)(C) holds all of the certificates issued by the pool as qualifying real estate assets. We also treat whole mortgage loans that each of our subsidiaries relying on Section 3(c)(5)(C) may acquire directly as qualifying real estate assets provided that 100% of the loan is secured by real estate when such subsidiary acquires the loan and the subsidiary has the unilateral right to foreclose on the mortgage.

Based on our own judgment and analysis of the guidance from the SEC and its staff with respect to analogous assets, we treat Excess MSRs as real estate-related assets for purposes of satisfying the 80% test under the Section 3(c)(5)(C) exclusion. We treat investments in Agency partial pool RMBS and Non-Agency partial pool RMBS as real estate-related assets for purposes of satisfying the 80% test under the Section 3(c)(5)(C) exclusion.

We expect each of our subsidiaries relying on Section 3(c)(5)(C) to rely on guidance published by the SEC staff or on our analyses of guidance published with respect to other types of assets to determine which assets are qualifying real estate assets and real estate-related assets. The SEC may in the future take a view different than or contrary to our analysis with respect to the types of assets we have determined to be qualifying real estate assets or real estate-related assets. To the extent that the SEC staff publishes new or different guidance with respect to these matters, or disagrees with our analysis, we may be required to adjust our strategy accordingly. In addition, we may be limited in our ability to make certain investments and these limitations could result in the subsidiary holding assets we might wish to sell or selling assets we might wish to hold.

In August 2011, the SEC issued a concept release soliciting public comments on a wide range of issues relating to companies, which are typically REITs, engaged in the business of acquiring mortgages and mortgage-related instruments and that rely on Section 3(c)(5)(C) of the 1940 Act, including the nature of the assets that qualify for purposes of the Section 3(c)(5)(C) exclusion and whether such REITs should be regulated in a manner similar to investment companies. Therefore, there can be no assurance that the laws and regulations governing the 1940 Act status of REITs, or guidance from the SEC or its staff regarding the Section 3(c)(5)(C) exclusion, will not change in a manner that adversely affects our operations. If we or our subsidiaries fail to maintain an exclusion or exception from the 1940 Act, we could, among other things, be required either to (a) change the manner in which we conduct our operations to avoid being required to register as an investment company, (b) effect sales of our assets in a manner that, or at a time when, we would not otherwise choose to do so, or (c) register as an investment company, any of which could negatively affect the value of our common stock, the sustainability of our business model, and our ability to make distributions.

Although we monitor our portfolio periodically and prior to each investment origination or acquisition, there can be no assurance that we will be able to maintain the Section 3(c)(5)(C) exclusion from the definition of an investment company under the 1940 Act for these subsidiaries.

To the extent that the SEC staff provides more specific guidance regarding any of the matters bearing upon the exclusions or exceptions we and our subsidiaries rely on from the 1940 Act, we may be required to adjust our strategy accordingly. Any additional guidance from the SEC staff could provide additional flexibility to us, or it could further inhibit our ability to pursue the strategies we have chosen.

Qualification for an exclusion from registration under the 1940 Act will limit our ability to make certain investments. See “Risk Factors — Risks Related to Our Business — Maintenance of our 1940 Act exclusion imposes limits on our operations.”

## **Competition**

Our success depends, in large part, on our ability to acquire target assets on terms consistent with our business and economic model. In acquiring these assets, we expect to compete with banks, independent mortgage loan servicers, private equity firms, hedge funds and other large financial services companies. Many of our anticipated competitors are significantly larger than we are, have access to greater capital and other resources and may have other advantages over us. In addition, some of our competitors may have higher risk tolerances or different risk assessments, which could lead them to offer higher prices for assets that we might be interested in acquiring and cause us to lose bids for those assets. In addition, other potential purchasers of our target assets may be more attractive to sellers of such assets if the sellers believe that these potential purchasers could obtain any necessary third party approvals and consents more easily than us.

In the face of this competition, we expect to take advantage of the experience of members of our management team and their industry expertise which may provide us with a competitive advantage and help us assess potential risks and determine appropriate pricing for certain potential acquisitions of our target assets. In addition, we expect that these relationships will enable us to compete more effectively for attractive acquisition opportunities. However, we may not be able to achieve our business goals or expectations due to the competitive risks that we face.

### **Employees**

We are managed by our Manager pursuant to the Management Agreement between our Manager and us. All of our officers are employees of our Manager or an affiliate of our Manager. We do not have any employees.

### **Legal Proceedings**

From time to time, we are or may be involved in various disputes and litigation matters that arise in the ordinary course of business. We are not party to any material legal proceedings as of the date on which this report is filed.

### **Corporate Governance and Internet Address; Where Readers Can Find Additional Information**

We emphasize the importance of professional business conduct and ethics through our corporate governance initiatives. Our board of directors consists of a majority of independent directors; the Audit, Nominating and Corporate Governance, and Compensation committees of our board of directors are composed exclusively of independent directors. We have adopted corporate governance guidelines, and our Manager has adopted a code of business conduct and ethics, which delineate our standards for our officers and directors, and employees of our Manager.

New Residential files annual, quarterly and current reports, proxy statements and other information required by the Securities Exchange Act of 1934, as amended (the "Exchange Act"), with the Securities and Exchange Commission ("SEC"). Readers may read and copy any document that New Residential files at the SEC's Public Reference Room located at 100 F Street, N.E., Washington, D.C. 20549, U.S.A. Please call the SEC at 1-800-SEC-0330 for further information on the Public Reference Room. Our SEC filings are also available to the public from the SEC's internet site at <http://www.sec.gov>. Copies of these reports, proxy statements and other information can also be inspected at the offices of the New York Stock Exchange, Inc., 20 Broad Street, New York, New York 10005, U.S.A.

Our internet site is <http://www.newresi.com>. We make available free of charge through our internet site our annual reports on Form 10-K, quarterly reports on Form 10-Q, current reports on Form 8-K, proxy statements and Forms 3, 4 and 5 filed on behalf of directors and executive officers and any amendments to those reports filed or furnished pursuant to the Exchange Act as soon as reasonably practicable after we electronically file such material with, or furnish it to, the SEC. Also posted on our website in the "Investor Relations—Corporate Governance" section are charters for the company's Audit Committee, Compensation Committee and Nominating and Corporate Governance Committee as well as our Corporate Governance Guidelines and our Code of Business Conduct and Ethics governing our directors, officers and employees. Information on, or accessible through, our website is not a part of, and is not incorporated into, this report.

### **Item 1A. Risk Factors**

Investing in our common stock involves a high degree of risk. You should carefully read and consider the following risk factors and all other information contained in this report. If any of the following risks occur, our business, financial condition, liquidity or results of operations, as well as our ability to pay distributions to our stockholders and service our indebtedness could be materially and adversely affected. In that case, the trading price of our common stock could decline, which could result in a partial or complete loss of your investment. The risk factors summarized below are categorized as follows: (i) Risks Related to Our Business, (ii) Risks Related to Our Manager, (iii) Risks Related to the Financial Markets, (iv) Risks Related to Our Taxation as a REIT, and (v) Risks Related to Our Common Stock. However, these categories do overlap and should not be considered exclusive.

### *Risks Related to Our Business*

**We have a very limited operating history as an independent company and may not be able to successfully operate our business strategy or generate sufficient revenue to make or sustain distributions to our stockholders. The financial information included in this report may not be indicative of the results we would have achieved as a separate stand-alone company and are not a reliable indicator of our future performance or results.**

We have very limited experience operating as an independent company and cannot assure you that we will be able to successfully operate our business or implement our operating policies and strategies. We were formed in September 2011 as a subsidiary of Newcastle and spun-off from Newcastle on May 15, 2013. We completed our first investment in Excess MSR in December 2011, and our Manager has limited experience with transactions involving GSEs. The timing, terms, price and form of consideration that we and servicers pay in future transactions may vary meaningfully from prior transactions.

There can be no assurance that we will be able to generate sufficient returns to pay our operating expenses and make satisfactory distributions to our stockholders, or any distributions at all. Our results of operations and our ability to make or sustain distributions to our stockholders depend on several factors, including the availability of opportunities to acquire attractive assets, the level and volatility of interest rates, the availability of adequate short- and long-term financing, conditions in the real estate market, the financial markets and economic conditions.

We did not operate as a separate, stand-alone company for the entirety of the historical periods presented in the financial information included in this report, which has been derived from Newcastle's historical financial statements. Therefore, the financial information in this report for the periods prior to the spin-off does not necessarily reflect what our financial condition, results of operations or cash flows would have been had we been a separate, stand-alone public company prior to our separation from Newcastle. This is primarily a result of the following factors:

- The financial information in this report for the periods prior to the spin-off does not reflect all of the expenses we incur as a public company;
- The working capital requirements and capital for general corporate purposes for our assets were satisfied prior to the spin-off as part of Newcastle's corporate-wide cash management policies. Following the spin-off, Newcastle does not provide us with funds to finance our working capital or other cash requirements, so we are required to satisfy our liquidity needs by obtaining financing from banks, through public offerings or private placements of debt or equity securities, strategic relationships or other arrangements; and
- Our cost structure, management, financing and business operations following the spin-off are significantly different as a result of operating as an independent public company. These changes result in increased costs, including, but not limited to, fees paid to our Manager, legal, accounting, compliance and other costs associated with being a public company with equity securities traded on the NYSE.

**The value of our investments in Excess MSR and servicer advances is based on various assumptions that could prove to be incorrect and could have a negative impact on our financial results.**

When we invest in Excess MSR and servicer advances, we base the price we pay and the rate of amortization of those assets on, among other things, our projection of the cash flows from the related pool of mortgage loans. We record Excess MSR and servicer advances on our balance sheet at fair value, and we measure their fair value on a recurring basis. Our projections of the cash flow from Excess MSR and servicer advances, and the determination of the fair value of Excess MSR and servicer advances, are based on assumptions about various factors, including, but not limited to:

- rates of prepayment and repayment of the underlying mortgage loans;

- interest rates;
- rates of delinquencies and defaults; and
- recapture rates (in the case of Excess MSR only) and the amount and timing of servicer advances (in the case of servicer advances only).

Our assumptions could differ materially from actual results. The use of different estimates or assumptions in connection with the valuation of these assets could produce materially different fair values for such assets, which could have a material adverse effect on our consolidated financial position, results of operations and cash flows. The ultimate realization of the value of our Excess MSR and servicer advances may be materially different than the fair values of such assets as reflected in our consolidated statement of financial position as of any particular date.

When mortgage loans underlying our Excess MSR are prepaid as a result of a refinancing or otherwise, the related cash flows payable to us cease (unless the loans are recaptured upon a refinancing). Borrowers under residential mortgage loans are generally permitted to prepay their loans at any time without penalty. Our expectation of prepayment speeds is a significant assumption underlying our cash flow projections. Prepayment speed is the measurement of how quickly borrowers pay down the UPB of their loans or how quickly loans are otherwise brought current, modified, liquidated or charged off. If the fair value of our Excess MSR decreases, we would be required to record a non-cash charge, which would have a negative impact on our financial results. Furthermore, a significant increase in prepayment speeds could materially reduce the ultimate cash flows we receive from Excess MSR, and we could ultimately receive substantially less than what we paid for such assets. Consequently, the price we pay to acquire Excess MSR may prove to be too high.

The values of Excess MSR and our servicer advances are highly sensitive to changes in interest rates. Historically, the value of MSR, which underpin the value of our Excess MSR and servicer advances, has increased when interest rates rise and decreased when interest rates decline due to the effect of changes in interest rates on prepayment speeds. However, prepayment speeds could increase in spite of the current interest rate environment, as a result of a general economic recovery or other factors, which would reduce the value of our interests in MSR.

Moreover, delinquency rates have a significant impact on the value of Excess MSR. When delinquent loans are resolved through foreclosure (or repurchased by the GSEs), the UPB of such loans cease to be a part of the aggregate UPB of the serviced loan pool when the related properties are foreclosed on and liquidated and the related cash flows payable to us, as the holder of the Excess MSR or basic fee, cease. An increase in delinquencies will generally result in lower revenue because typically we will only collect on our Excess MSR from GSEs or mortgage owners for performing loans. An increase in delinquencies with respect to the loans underlying our servicer advances could also result in a higher advance balance and the need to obtain additional financing, which we may not be able to do on favorable terms or at all. In addition, delinquencies on the loans underlying our servicer advances give rise to accrued but unpaid servicing fees, or “deferred servicing fees,” which we have agreed to purchase in connection with our purchase of servicer advances, and deferred servicing fees generally cannot be financed on terms as favorable as the terms available to other types of servicer advances. If delinquencies are significantly greater than expected, the estimated fair value of the Excess MSR and servicer advances could be diminished. As a result, we could suffer a loss, which would have a negative impact on our financial results.

We are party to “recapture agreements” whereby we receive a new Excess MSR with respect to a loan that was originated by the servicer and used to repay a loan underlying an Excess MSR that we previously acquired from that same servicer. In lieu of receiving an Excess MSR with respect to the loan used to repay a prior loan, the servicer may supply a similar Excess MSR. We believe that recapture agreements will mitigate the impact on our returns in the event of a rise in voluntary prepayment rates. There are no assurances, however, that servicers will enter into recapture agreements with us in connection with any future investment in Excess MSR.



If the servicer does not meet anticipated recapture targets, the servicing cash flow on a given pool could be significantly lower than projected, which could have a material adverse effect on the value of our Excess MSR and consequently on our business, financial condition, results of operations and cash flows. Our recapture target for each of our current recapture agreements is stated in the table in Note 12 to our consolidated financial statements included herein. In our investment in servicer advances, we are not entitled to the cash flows from recaptured loans.

**Servicer advances may not be recoverable or may take longer to recover than we expect, which could cause us to fail to achieve our targeted return on our investment in servicer advances.**

We have agreed, together with certain third-party investors, to purchase from Nationstar all servicer advances related to certain loan pools, as a result of which we are entitled to amounts representing repayment for such advances. During any period in which a borrower is not making payments, a servicer (including Nationstar) is generally required under the applicable servicing agreement to advance its own funds to cover the principal and interest remittances due to investors in the loans, pay property taxes and insurance premiums to third parties, and to make payments for legal expenses and other protective advances. The servicer also advances funds to maintain, repair and market real estate properties on behalf of investors in the loans.

Repayment for servicer advances and payment of deferred servicing fees are generally made from late payments and other collections and recoveries on the related mortgage loan (including liquidation, insurance and condemnation proceeds) or, if a “general collections backstop” is available, from collections on other mortgage loans to which the applicable servicing agreement relates. The rate and timing of payments on the servicer advances and the deferred servicing fees, are unpredictable for several reasons, including the following:

- payments on the servicer advances and the deferred servicing fees depend on the source of repayment, and whether and when the related servicer receives such payment (certain servicer advances are reimbursable only out of late payments and other collections and recoveries on the related mortgage loan, while others are also reimbursable out of principal and interest collections with respect to all mortgage loans serviced under the related servicing agreement, and as a consequence, the timing of such reimbursement is highly uncertain);
- the length of time necessary to obtain liquidation proceeds may be affected by conditions in the real estate market or the financial markets generally, the availability of financing for the acquisition of the real estate and other factors, including, but not limited to, government intervention;
- the length of time necessary to effect a foreclosure may be affected by variations in the laws of the particular jurisdiction in which the related mortgaged property is located, including whether or not foreclosure requires judicial action;
- the requirements for judicial actions for foreclosure (which can result in substantial delays in reimbursement of servicer advances and payment of deferred servicing fees), which vary from time to time as a result of changes in applicable state law; and
- the ability of the related servicer to sell delinquent mortgage loans to third parties prior to liquidation, resulting in the early reimbursement of outstanding unreimbursed servicer advances in respect of such mortgage loans.

As home values change, the servicer may have to reconsider certain of the assumptions underlying its decisions to make advances. In certain situations, its contractual obligations may require the servicer to make certain advances for which it may not be reimbursed. In addition, when a mortgage loan defaults or becomes delinquent, the repayment of the advance may be delayed until the mortgage loan is repaid or refinanced, or a liquidation occurs. To the extent that Nationstar fails to recover the servicer advances in which we have invested, or takes longer than we expect to recover such advances, the value of our investment could be adversely affected and we could fail to achieve our expected return and suffer losses.

Servicing agreements related to residential mortgage securitization transactions generally require a residential mortgage servicer to make servicer advances in respect of serviced mortgage loans unless the servicer determines in good faith that the servicer advance would not be ultimately recoverable from the proceeds of the related mortgage loan, the mortgaged property or the related mortgagor. In many cases, if the servicer determines that a servicer advance previously made would not be recoverable from these sources, the servicer is entitled to withdraw funds from the related custodial account in respect of payments on the related pool of serviced mortgages to reimburse the related servicer advance. This is what is often referred to as a “general collections backstop.” The timing of when a servicer may utilize a general collections backstop can vary (some contracts require actual liquidation of the related loan first, while others do not), and contracts vary in terms of the types of servicer advances for which reimbursement from a general collections backstop is available. Accordingly, a servicer may not ultimately be reimbursed if both (i) the payments from related loan, property or mortgagor payments are insufficient for reimbursement, and (ii) a general collections backstop is not available or is insufficient. Also, if a servicer improperly makes a servicer advance, it would not be entitled to reimbursement. Historically, Nationstar has recovered more than 99% of the advances that it has made. While we do not expect this recovery rate to vary materially during the term of our investment, there can be no assurance regarding future recovery rates related to our portfolio.

**We rely heavily on mortgage servicers to achieve our investment objective and have no direct ability to influence their performance.**

The value of our investments in Excess MSR, servicer advances and Non-Agency RMBS is dependent on the satisfactory performance of servicing obligations by the mortgage servicer. The duties and obligations of mortgage servicers are defined through contractual agreements, generally referred to as Servicing Guides in the case of GSEs, or Pooling and Servicing Agreements in the case of private-label securities (collectively, the “Servicing Guidelines”). Our investment in the Excess MSR is subject to all of the terms and conditions of the applicable Servicing Guidelines. Servicing Guidelines generally provide for the possibility for termination of the contractual rights of the servicer in the absolute discretion of the owner of the mortgages being serviced. Under the GSE Servicing Guidelines, the servicer may be terminated by the applicable GSE for any reason, “with” or “without” cause, for all or any portion of the loans being serviced for such GSE. In the event a mortgage owner terminates the servicer, the related Excess MSR and basic fees would under most circumstances lose all value on a going forward basis. If the servicer is terminated as servicer for any Agency Pools, the related Excess MSR will be extinguished and our investment in such Excess MSR will likely lose all of its value. Any recovery in such circumstances will be highly conditioned and will require, among other things, a new servicer willing to pay for the right to service the applicable mortgage loans while assuming responsibility for the origination and prior servicing of the mortgage loans. In addition, any payment received from a successor servicer will be applied first to pay the GSE for all of its claims and costs, including claims and costs against the Servicer that do not relate to the mortgage loans for which we own the Excess MSR. A termination could also result in an event of default under our financings for servicer advances. It is expected that any termination by a mortgage owner of a servicer would take effect across all mortgages of such mortgage owner and would not be limited to a particular vintage or other subset of mortgages. Therefore, it is expected that all investments with a given servicer would lose all their value in the event a mortgage owner terminates such servicer. Nationstar is the servicer of all of the loans underlying all of our investments in Excess MSR and servicer advances, and it is the servicer or master servicer of the vast majority of the loans underlying our Non-Agency RMBS to date. See “—We have significant counterparty concentration risk in Nationstar and Springleaf and are subject to other counterparty concentration and default risks.” As a result, we could be materially and adversely affected if the servicer is unable to adequately service the underlying mortgage loans due to:

- its failure to comply with applicable laws and regulation;
- a downgrade in its servicer rating;
- its failure to maintain sufficient liquidity or access to sources of liquidity;
- its failure to perform its loss mitigation obligations;
- its failure to perform adequately in its external audits;
- a failure in or poor performance of its operational systems or infrastructure;
- regulatory or legal scrutiny regarding any aspect of a servicer’s operations, including, but not limited to, servicing practices and foreclosure processes lengthening foreclosure timelines;
- a GSE’s or a whole-loan owner’s transfer of servicing to another party; or
- any other reason.

Nationstar is subject to numerous legal proceedings, federal, state or local governmental examinations, investigations or enforcement actions, which could adversely affect its reputation and its liquidity, financial position and results of operations. For example, on March 5, 2014, Nationstar received a letter from Benjamin Lawsky, Superintendent of the New York Department of Financial Services, in connection with Nationstar's recent growth, certain operational issues, and certain alleged recent complaints from certain New York consumers.

Loss mitigation techniques are intended to reduce the probability that borrowers will default on their loans and to minimize losses when defaults occur, and they may include the modification of mortgage loan rates, principal balances and maturities. If Nationstar (or any other applicable servicer or subservicer) fail to adequately perform their loss mitigation obligations, we could be required to purchase servicer advances in excess of those that we might otherwise have had to purchase, and the time period for collecting servicer advances may extend. Any increase in servicer advances or material increase in the time to resolution of a defaulted loan could result in increased capital requirements and financing costs for us and our co-investors and could adversely affect our liquidity and net income. In the event that Nationstar receives requests for advances in excess of amounts that we or the co-investors is willing or able to fund, Nationstar may not be able to fund these advance requests, which could result in a termination event under the applicable Servicing Guidelines, an event of default under our advance facilities and a breach of our purchase agreement with Nationstar. As a result, we could experience a partial or total loss of the value of our investment in servicer advances.

MSRs and servicer advances are subject to numerous federal, state and local laws and regulations and may be subject to various judicial and administrative decisions. If the servicer actually or allegedly failed to comply with applicable laws, rules or regulations, it could be terminated as the servicer, which could have a material adverse effect on our business, financial condition, results of operations or cash flows. In addition, servicer advances that are improperly made may not be eligible for financing under our facilities and may not be reimbursable by the related securitization trust or other owner of the mortgage loan, which could cause us to suffer losses.

Favorable ratings from third-party rating agencies such as Standard & Poor's, Moody's and Fitch are important to the conduct of a mortgage servicer's loan servicing business, and a downgrade in a mortgage servicer's ratings could have an adverse effect on the value of our Excess MSRs and servicer advances, and result in an event of default under our financing for advances. Downgrades in a mortgage servicer's servicer ratings could adversely affect their and our ability to finance servicer advances and maintain their status as an approved servicer by Fannie Mae and Freddie Mac. Downgrades in servicer ratings could also lead to the early termination of existing advance facilities and affect the terms and availability of match funded advance facilities that a mortgage servicer or we may seek in the future. A mortgage servicer's failure to maintain favorable or specified ratings may cause their termination as a servicer and may impair their ability to consummate future servicing transactions, which could result in an event of default under our financing for servicer advances and have an adverse effect on the value of our investments since we will rely heavily on mortgage servicers to achieve our investment objective and have no direct ability to influence their performance.

In addition, a bankruptcy by any mortgage servicer that services the mortgage loans underlying our Excess MSRs and servicer advances could result in:

- the validity and priority of our ownership in the Excess MSRs or servicer advances being challenged in a bankruptcy proceeding;
- payments made by such servicer to us, or obligations incurred by it, being voided by a court under federal or state preference laws or federal or state fraudulent conveyance laws;
- a re-characterization of any sale of Excess MSRs, servicer advances or other assets to us as a pledge of such assets in a bankruptcy proceeding;
- any agreement pursuant to which we acquired the Excess MSRs or servicer advances being rejected in a bankruptcy proceeding; or
- a default under our financing for servicer advances and a partial or total loss of the value of our investment in servicer advances.

For additional information about the ways in which we may be affected by mortgage servicers, see “—The value of our Excess MSRs, servicer advances and RMBS may be adversely affected by deficiencies in servicing and foreclosure practices, as well as related delays in the foreclosure process.”

**We have significant counterparty concentration risk in Nationstar and Springleaf and are subject to other counterparty concentration and default risks.**

We are not restricted from dealing with any particular counterparty or from concentrating any or all of our transactions with a few counterparties. Any loss suffered by us as a result of a counterparty defaulting, refusing to conduct business with us or imposing more onerous terms on us would also negatively affect our business, results of operations, cash flows and financial condition.

To date, all of our co-investments in Excess MSR and servicer advances relate to loans serviced by Nationstar. If Nationstar is terminated as the servicer of some or all of these portfolios, or in the event that it files for bankruptcy, our expected returns on these investments would be severely impacted. In addition, the vast majority of the loans underlying our Non-Agency RMBS are serviced by Nationstar. We closely monitor Nationstar's mortgage servicing performance and overall operating performance, financial condition and liquidity, as well as its compliance with regulations and Servicing Guidelines. We have various information, access and inspection rights in our agreements with Nationstar that enable us to monitor Nationstar's financial and operating performance and credit quality, which we periodically evaluate and discuss with Nationstar's management. However, we have no direct ability to influence Nationstar's performance, and our diligence cannot prevent, and may not even help us anticipate, the termination of a Nationstar servicing agreement.

Furthermore, Nationstar is subject to numerous legal proceedings, federal, state or local governmental examinations, investigations or enforcement actions, which could adversely affect its reputation and its liquidity, financial position and results of operations. For example, on March 5, 2014, Nationstar received a letter from Benjamin Lawsky, Superintendent of the New York Department of Financial Services, in connection with Nationstar's recent growth, certain operational issues, and certain alleged recent complaints from certain New York consumers.

Nationstar has no obligation to offer us any future co-investment opportunity on the same terms as prior transactions, or at all, and we may not be able to find suitable counterparties other than Nationstar from which to acquire Excess MSR and servicer advances, which could impact our business strategy. See "—We will rely heavily on mortgage servicers to achieve our investment objective and have no direct ability to influence their performance."

Repayment of the outstanding amount of servicer advances (including payment with respect to deferred servicing fees) may be subject to delay, reduction or set-off in the event that Nationstar (or any other applicable servicer or subservicer) breaches any of its obligations under the related servicing agreements, including, without limitation, any failure of Nationstar (or any other applicable servicer or subservicer) to perform its servicing and advancing functions in accordance with the terms of such servicing agreements. If Nationstar (or any other applicable servicer) is terminated or resigns as servicer and the applicable successor servicer does not purchase all outstanding servicer advances at the time of transfer, collection of the servicer advances will be dependent on the performance of such successor servicer and, if applicable, reliance on such successor servicer's compliance with the "first-in, first-out" or "FIFO" provisions of the Servicing Guidelines. In addition, such successor servicers may not agree to purchase the outstanding advances on the same terms as our current purchase arrangements and may require, as a condition of their purchase, modification to such FIFO provisions, which could further delay our repayment and have adversely affect the returns from our investment.

We are subject to substantial other operational risks associated to Nationstar or any other applicable servicer or subservicer in connection with the financing of servicer advances. In our current financing facilities for servicer advances, the failure of Nationstar to satisfy various covenants and tests can result in a target amortization event, a facility early amortization event and/or an event of default. We have no direct ability to control Nationstar's compliance with those covenants and tests. Failure of Nationstar to satisfy any such covenants or tests could result in a partial or total loss on our investment.

In addition, the consumer loans in which we have invested are serviced by Springleaf. If Springleaf is terminated as the servicer of some or all of these portfolios, or in the event that it files for bankruptcy, our expected returns on these investments could be severely impacted.

Moreover, we are party to repurchase agreements with a limited number of counterparties. If any of our counterparties elected not to roll our repurchase agreements, we may not be able to find a replacement counterparty, which would have a material adverse effect on our financial condition.

Our risk-management processes may not accurately anticipate the impact of market stress or counterparty financial condition, and as a result, we may not take sufficient action to reduce our risks effectively. Although we will monitor our credit exposures, default risk may arise from events or circumstances that are difficult to detect, foresee or evaluate. In addition, concerns about, or a default by, one large participant could lead to significant liquidity problems for other participants, which may in turn expose us to significant losses.

In the event of a counterparty default, particularly a default by a major investment bank, we could incur material losses rapidly, and the resulting market impact of a major counterparty default could seriously harm our business, results of operations, cash flows and financial condition. In the event that one of our counterparties becomes insolvent or files for bankruptcy, our ability to eventually recover any losses suffered as a result of that counterparty's default may be limited by the liquidity of the counterparty or the applicable legal regime governing the bankruptcy proceeding.

Counterparty risks have increased in complexity and magnitude as a result of the insolvency of a number of major financial institutions (such as Lehman Brothers) in recent years and the consequent decrease in the number of potential counterparties. In addition, counterparties have generally tightened their underwriting standards and increased their margin requirements for financing, which could negatively impact us in several ways, including by decreasing the number of counterparties willing to provide financing to us, decreasing the overall amount of leverage available to us, and increasing the costs of borrowing.

**GSE initiatives and other actions may adversely affect returns from investments in Excess MSR.**

On January 17, 2011, the Federal Housing Finance Agency ("FHFA") announced that it had instructed Fannie Mae and Freddie Mac to study possible alternatives to the current residential mortgage servicing and compensation system used for single-family mortgage loans. It is unclear what the GSEs, including Fannie Mae or Freddie Mac, may propose as alternatives to current servicing compensation practices, or when any such alternatives may become effective. Although we do not expect MSR that have already been created to be subject to any changes implemented by Fannie Mae or Freddie Mac, it is possible that, because of the significant role of Fannie Mae or Freddie Mac in the secondary mortgage market, any changes they implement could become prevalent in the mortgage servicing industry generally. Other industry stakeholders or regulators may also implement or require changes in response to the perception that the current mortgage servicing practices and compensation do not appropriately serve broader housing policy objectives. These proposals are still evolving. To the extent the GSEs implement reforms that materially affect the market for conforming loans, there may be secondary effects on the subprime and Alt-A markets. These reforms may have a material adverse effect on the economics or performance of any Excess MSR that we may acquire in the future.

**Changes to the minimum servicing amount for GSE loans could occur at any time and could impact us in significantly negative ways that we are unable to predict or protect against.**

Currently, when a loan is sold into the secondary market for Fannie Mae or Freddie Mac loans, the servicer is generally required to retain a minimum servicing amount ("MSA") of 25 bps of the UPB for fixed rate mortgages. As has been widely publicized, in September 2011, the FHFA announced that a Joint Initiative on Mortgage Servicing Compensation was seeking public comment on two alternative mortgage servicing compensation structures detailed in a discussion paper. Changes to the MSA structure could significantly impact our business in negative ways that we cannot predict or protect against. For example, the elimination of a MSA could radically change the mortgage servicing industry and could severely limit the supply of Excess MSR available for sale. In addition, a removal of, or reduction in, the MSA could significantly reduce the recapture rate on the affected loan portfolio, which would negatively affect the investment return on our Excess MSR. We cannot predict whether any changes to current MSA rules will occur or what impact any changes will have on our business, results of operations, liquidity or financial condition.

**Our investments in Excess MSR and servicer advances may involve complex or novel structures.**

Investments in Excess MSR and servicer advances are new types of transactions and may involve complex or novel structures. Accordingly, the risks associated with the transactions and structures are not fully known to buyers and sellers. In the case of Excess MSR on Agency pools, GSEs may require that we submit to costly or burdensome conditions as a prerequisite to their consent to an investment in Excess MSR on Agency pools. GSE conditions may diminish or eliminate the investment potential of Excess MSR on Agency pools by making such investments too expensive for us or by severely limiting the potential returns available from Excess MSR on Agency pools.

It is possible that a GSE's views on whether any such acquisition structure is appropriate or acceptable may not be known to us when we make an investment and may change from time to time for any reason or for no reason, even with respect to a completed investment. A GSE's evolving posture toward an acquisition or disposition structure through which we invest in or dispose of Excess MSR on Agency pools may cause such GSE to impose new conditions on our existing investments in Excess MSR on Agency pools, including the owner's ability to hold such Excess MSR on Agency pools directly or indirectly through a grantor trust or other means. Such new conditions may be costly or burdensome and may diminish or eliminate the investment potential of the Excess MSR on Agency pools that are already owned by us. Moreover, obtaining such consent may require us or our co-investment counterparties to agree to material structural or economic changes, as well as agree to indemnification or other terms that expose us to risks to which we have not previously been exposed and that could negatively affect our returns from our investments.

**Many of our investments may be illiquid, and this lack of liquidity could significantly impede our ability to vary our portfolio in response to changes in economic and other conditions or to realize the value at which such investments are carried if we are required to dispose of them.**

Many of our investments are illiquid. Illiquidity may result from the absence of an established market for the investments, as well as legal or contractual restrictions on their resale, refinancing or other disposition. Dispositions of investments may be subject to contractual and other limitations on transfer or other restrictions that would interfere with subsequent sales of such investments or adversely affect the terms that could be obtained upon any disposition thereof.

Excess MSR and servicer advances are highly illiquid and may be subject to numerous restrictions on transfers, including without limitation the receipt of third-party consents. For example, the Servicing Guidelines of a mortgage owner generally require that holders of Excess MSR obtain the mortgage owner's prior approval of any change of direct ownership of such Excess MSR. Such approval may be withheld for any reason or no reason in the discretion of the mortgage owner. Moreover, we have not received and do not expect to receive any assurances from any GSEs that their conditions for the sale by us of any Excess MSR will not change. Therefore, the potential costs, issues or restrictions associated with receiving such GSEs' consent for any such dispositions by us cannot be determined with any certainty. Additionally, investments in Excess MSR and servicer advances are new types of transaction, and the risks associated with the transactions and structures are not fully known to buyers or sellers. As a result of the foregoing, we may be unable to locate a buyer at the time we wish to sell Excess MSR or servicer advances. There is some risk that we will be required to dispose of Excess MSR or servicer advances either through an in-kind distribution or other liquidation vehicle, which will, in either case, provide little or no economic benefit to us, or a sale to a co-investor in the Excess MSR or servicer advances, which may be an affiliate. Accordingly, we cannot provide any assurance that we will obtain any return or any benefit of any kind from any disposition of Excess MSR or servicer advances. We may not benefit from the full term of the assets and for the aforementioned reasons may not receive any benefits from the disposition, if any, of such assets.

In addition, some of our real estate related securities may not be registered under the relevant securities laws, resulting in a prohibition against their transfer, sale, pledge or other disposition except in a transaction that is exempt from the registration requirements of, or is otherwise in accordance with, those laws. There are also no established trading markets for a majority of our intended investments. Moreover, certain of our investments, including our investments in consumer loans, servicer advances and certain investments in Excess MSR, are made indirectly through a vehicle that owns the underlying assets. Our ability to sell our interest may be contractually limited or prohibited. As a result, our ability to vary our portfolio in response to changes in economic and other conditions may be limited.

Our real estate related securities have historically been valued based primarily on third-party quotations, which are subject to significant variability based on the liquidity and price transparency created by market trading activity. A disruption in these trading markets could reduce the trading for many real estate related securities, resulting in less transparent prices for those securities, which would make selling such assets more difficult. Moreover, a decline in market demand for the types of assets that we hold would make it more difficult to sell our assets. If we are required to liquidate all or a portion of our illiquid investments quickly, we may realize significantly less than the amount at which we have previously valued these investments.

**Market conditions could negatively impact our business, results of operations, cash flows and financial condition.**

The market in which we operate is affected by a number of factors that are largely beyond our control but can nonetheless have a potentially significant, negative impact on us. These factors include, among other things:

- interest rates and credit spreads;
- the availability of credit, including the price, terms and conditions under which it can be obtained;
- the quality, pricing and availability of suitable investments and credit losses with respect to our investments;
- the ability to obtain accurate market-based valuations;
- loan values relative to the value of the underlying real estate assets;
- default rates on the loans underlying our investments and the amount of the related losses;
- prepayment speeds, delinquency rates and legislative/regulatory changes with respect to our investments in Excess MSR, servicer advances, RMBS, and loans, and the timing and amount of servicer advances;
- the actual and perceived state of the real estate markets, market for dividend-paying stocks and public capital markets generally;
- unemployment rates; and
- the attractiveness of other types of investments relative to investments in real estate or REITs generally.

Changes in these factors are difficult to predict, and a change in one factor can affect other factors. For example, during 2007, increased default rates in the subprime mortgage market played a role in causing credit spreads to widen, reducing availability of credit on favorable terms, reducing liquidity and price transparency of real estate related assets, resulting in difficulty in obtaining accurate mark-to-market valuations, and causing a negative perception of the state of the real estate markets and of REITs generally. These conditions worsened during 2008, and intensified meaningfully during the fourth quarter of 2008 as a result of the global credit and liquidity crisis, resulting in extraordinarily challenging market conditions. Since then, market conditions have generally improved, but they could deteriorate in the future as a result of a variety of factors beyond our control.

**The geographic distribution of the loans underlying, and collateral securing, certain of our investments subjects us to geographic real estate market risks, which could adversely affect the performance of our investments, our results of operations and financial condition.**

The geographic distribution of the loans underlying, and collateral securing, our investments, including our Excess MSR, servicer advances, Non-Agency RMBS and consumer loans, exposes us to risks associated with the real estate and commercial lending industry in general within the states and regions in which we hold significant investments. These risks include, without limitation: possible declines in the value of real estate; risks related to general and local economic conditions; possible lack of availability of mortgage funds; overbuilding; extended vacancies of properties; increases in competition, property taxes and operating expenses; changes in zoning laws; increased energy costs; unemployment; costs resulting from the clean-up of, and liability to third parties for damages resulting from, environmental problems; casualty or condemnation losses; uninsured damages from floods, earthquakes or other natural disasters; and changes in interest rates.

As of December 31, 2013, 26.0% of the total UPB of the residential mortgage loans underlying our Excess MSR was secured by properties located in California and 9.4% was secured by properties located in Florida. As of December 31, 2013, 36.3% of the collateral securing our Non-Agency RMBS was located in the Western U.S., 22.7% was located in the Southeastern U.S., 18.9% was located in the Northeastern U.S., 11.3% was located in the Midwestern U.S. and 5.9% was located in the Southwestern U.S. New Residential was unable to obtain geographical information for 4.9% of the collateral. To the extent any of the foregoing risks arise in states and regions where we hold significant investments, the performance of our investments, our results of operations, cash flows and financial condition could suffer a material adverse effect.

**Many of the RMBS in which we invest are collateralized by subprime mortgage loans, which are subject to increased risks.**

Many of the RMBS in which we invest are backed by collateral pools of subprime residential mortgage loans. "Subprime" mortgage loans refer to mortgage loans that have been originated using underwriting standards that are less restrictive than the underwriting requirements used as standards for other first and junior lien mortgage loan purchase programs, such as the programs of Fannie Mae and Freddie Mac. These lower standards include mortgage loans made to borrowers having imperfect or impaired credit histories (including outstanding judgments or prior bankruptcies), mortgage loans where the amount of the loan at origination is 80% or more of the value of the mortgage property, mortgage loans made to borrowers with low credit scores, mortgage loans made to borrowers who have other debt that represents a large portion of their income and mortgage loans made to borrowers whose income is not required to be disclosed or verified. Due to economic conditions, including increased interest rates and lower home prices, as well as aggressive lending practices, subprime mortgage loans have in recent periods experienced increased rates of delinquency, foreclosure, bankruptcy and loss, and they are likely to continue to experience delinquency, foreclosure, bankruptcy and loss rates that are higher, and that may be substantially higher, than those experienced by mortgage loans underwritten in a more traditional manner. Thus, because of the higher delinquency rates and losses associated with subprime mortgage loans, the performance of RMBS backed by subprime mortgage loans could be correspondingly adversely affected, which could adversely impact our results of operations, liquidity, financial condition and business.

**The value of our Excess MSRs, servicer advances and RMBS may be adversely affected by deficiencies in servicing and foreclosure practices, as well as related delays in the foreclosure process.**

Allegations of deficiencies in servicing and foreclosure practices among several large sellers and servicers of residential mortgage loans that surfaced in 2010 raised various concerns relating to such practices, including the improper execution of the documents used in foreclosure proceedings (so-called "robo signing"), inadequate documentation of transfers and registrations of mortgages and assignments of loans, improper modifications of loans, violations of representations and warranties at the date of securitization and failure to enforce put-backs.

As a result of alleged deficiencies in foreclosure practices, a number of servicers temporarily suspended foreclosure proceedings beginning in the second half of 2010 while they evaluated their foreclosure practices. In late 2010, a group of state attorneys general and state bank and mortgage regulators representing nearly all 50 states and the District of Columbia, along with the U.S. Justice Department and the Department of Housing and Urban Development, began an investigation into foreclosure practices of banks and servicers. The investigations and lawsuits by several state attorneys general led to a settlement agreement in early February 2012 with five of the nation's largest banks, pursuant to which the banks agreed to pay more than \$25 billion to settle claims relating to improper foreclosure practices. The settlement does not prohibit the states, the federal government, individuals or investors from pursuing additional actions against the banks and servicers in the future.

Under the terms of the agreement governing our investment in servicer advances, we (together with third-party co-investors) are required to purchase from Nationstar advances on certain pools. While a mortgage loan is in foreclosure, servicers, including Nationstar, are generally required to continue to advance delinquent principal and interest and to also make advances for delinquent taxes and insurance and foreclosure costs and the upkeep of vacant property in foreclosure to the extent it determines that such amounts are recoverable. Servicer advances are generally recovered when the delinquency is resolved.



Foreclosure moratoria or other actions that lengthen the foreclosure process increase the amount of servicer advances Nationstar is required to make and we are required to purchase, lengthen the time it takes for us to be repaid for such advances and increase the costs incurred during the foreclosure process. In addition, our advance financing facilities contain provisions that modify the advance rates for, and limit the eligibility of, servicer advances to be financed based on the length of time that servicer advances are outstanding, and, as a result, an increase in foreclosure timelines could further increase the amount of servicer advances that we need to fund with our own capital. Such increases in foreclosure timelines could increase our need for capital to fund servicer advances (which do not bear interest), which would increase our interest expense, reduce the value of our investment and potentially reduce the cash that we have available to pay our operating expenses or to pay dividends.

Even in states where servicers have not suspended foreclosure proceedings or have lifted (or will soon lift) any such delayed foreclosures, servicers, including Nationstar, have faced, and may continue to face, increased delays and costs in the foreclosure process. For example, the current legislative and regulatory climate could lead borrowers to contest foreclosures that they would not otherwise have contested under ordinary circumstances, and servicers may incur increased litigation costs if the validity of a foreclosure action is challenged by a borrower. In general, regulatory developments with respect to foreclosure practices could result in increases in the amount of servicer advances and the length of time to recover servicer advances, fines or increases in operating expenses, and decreases in the advance rate and availability of financing for servicer advances. This would lead to increased borrowings, reduced cash and higher interest expense which could negatively impact our liquidity and profitability. Although the terms of our investment in servicer advances contain adjustment mechanisms that would reduce the amount of performance fees payable to Nationstar if servicer advances exceed pre-determined amounts, those fee reductions may not be sufficient to cover the expenses resulting from longer foreclosure timelines.

**A failure by any or all of the members to make capital contributions for amounts required to fund servicer advances could result in an event of default under our advance facilities and a complete loss of our investment.**

The integrity of the servicing and foreclosure processes are critical to the value of the mortgage loan portfolios underlying our Excess MSR, servicer advances and RMBS, and our financial results could be adversely affected by deficiencies in the conduct of those processes. For example, delays in the foreclosure process that have resulted from investigations into improper servicing practices may adversely affect the values of, and result in losses on, these investments. Foreclosure delays may also increase the administrative expenses of the securitization trusts for the RMBS, thereby reducing the amount of funds available for distribution to investors.

In addition, the subordinate classes of securities issued by the securitization trusts may continue to receive interest payments while the defaulted loans remain in the trusts, rather than absorbing the default losses. This may reduce the amount of credit support available for the senior classes of RMBS that we own, thus possibly adversely affecting these securities. Additionally, a substantial portion of the \$25 billion settlement is a “credit” to the banks and servicers for principal write-downs or reductions they may make to certain mortgages underlying RMBS. There remains uncertainty as to how these principal reductions will work and what effect they will have on the value of related RMBS. As a result, there can be no assurance that any such principal reductions will not adversely affect the value of our Excess MSR, servicer advances and RMBS.

While we believe that the sellers and servicers would be in violation of their servicing contracts to the extent that they have improperly serviced mortgage loans or improperly executed documents in foreclosure or bankruptcy proceedings, or do not comply with the terms of servicing contracts when deciding whether to apply principal reductions, it may be difficult, expensive, time consuming and, ultimately, uneconomic for us to enforce our contractual rights. While we cannot predict exactly how the servicing and foreclosure matters or the resulting litigation or settlement agreements will affect our business, there can be no assurance that these matters will not have an adverse impact on our results of operations, cash flows and financial condition.

**The loans underlying the securities we invest in and the loans we directly invest in are subject to delinquency, foreclosure and loss, which could result in losses to us.**

Mortgage backed securities are securities backed by mortgage loans. The ability of borrowers to repay these mortgage loans is dependent upon the income or assets of these borrowers. If a borrower has insufficient income or assets to repay these loans, it will default on its loan. Our investments in RMBS will be adversely affected by defaults under the loans underlying such securities. To the extent losses are realized on the loans underlying the securities in which we invest, we may not recover the amount invested in, or, in extreme cases, any of our investment in such securities.

Residential mortgage loans, manufactured housing loans and subprime mortgage loans are secured by single-family residential property and are also subject to risks of delinquency and foreclosure, and risks of loss. The ability of a borrower to repay a loan secured by a residential property is dependent upon the income or assets of the borrower. A number of factors may impair borrowers' abilities to repay their loans, including, among other things, changes in the borrower's employment status, changes in national, regional or local economic conditions, changes in interest rates or the availability of credit on favorable terms, changes in regional or local real estate values, changes in regional or local rental rates and changes in real estate taxes.

In the event of default under a loan held directly by us, we will bear a risk of loss of principal to the extent of any deficiency between the value of the collateral and the outstanding principal and accrued but unpaid interest of the loan, which could adversely affect our results of operations, cash flows and financial condition.

**Our investments in real estate related securities are subject to changes in credit spreads, which could adversely affect our ability to realize gains on the sale of such investments.**

Real estate related securities are subject to changes in credit spreads. Credit spreads measure the yield demanded on securities by the market based on their credit relative to a specific benchmark.

Fixed rate securities are valued based on a market credit spread over the rate payable on fixed rate U.S. Treasuries of like maturity. Floating rate securities are valued based on a market credit spread over LIBOR and are affected similarly by changes in LIBOR spreads. As of December 31, 2013, 99.2% of our Non-Agency RMBS Portfolio consisted of floating rate securities and 0.8% consisted of fixed rate securities, and our entire Agency ARM RMBS portfolio consisted of floating rate securities. Excessive supply of these securities combined with reduced demand will generally cause the market to require a higher yield on these securities, resulting in the use of a higher, or "wider," spread over the benchmark rate to value such securities. Under such conditions, the value of our real estate related securities portfolios would tend to decline. Conversely, if the spread used to value such securities were to decrease, or "tighten," the value of our real estate related securities portfolio would tend to increase. Such changes in the market value of our real estate securities portfolios may affect our net equity, net income or cash flow directly through their impact on unrealized gains or losses on available-for-sale securities, and therefore our ability to realize gains on such securities, or indirectly through their impact on our ability to borrow and access capital. During 2008 through the first quarter of 2009, credit spreads widened substantially. Widening credit spreads could cause the net unrealized gains on our securities and derivatives, recorded in accumulated other comprehensive income or retained earnings, and therefore our book value per share, to decrease and result in net losses.

**Prepayment rates on the mortgage loans underlying our real estate related securities may adversely affect our profitability.**

In general, the mortgage loans backing our real estate related securities may be prepaid at any time without penalty. Prepayments on our real estate related securities result when homeowners/mortgagees satisfy (i.e., pay off) the mortgage upon selling or refinancing their mortgaged property. When we acquire a particular security, we anticipate that the underlying mortgage loans will prepay at a projected rate which, together with expected coupon income, provides us with an expected yield on such securities. If we purchase assets at a premium to par value, and borrowers prepay their mortgage loans faster than expected, the corresponding prepayments on the real estate related security may reduce the expected yield on such securities because we will have to amortize the related premium on an accelerated basis. Conversely, if we purchase assets at a discount to par value, when borrowers prepay their mortgage loans slower than expected, the decrease in corresponding prepayments on the real estate related security may reduce the expected yield on such securities because we will not be able to accrete the related discount as quickly as originally anticipated.

Prepayment rates on loans are influenced by changes in mortgage and market interest rates and a variety of economic, geographic and other factors, all of which are beyond our control. Consequently, such prepayment rates cannot be predicted with certainty and no strategy can completely insulate us from prepayment or other such risks. In periods of declining interest rates, prepayment rates on mortgage loans generally increase. If general interest rates decline at the same time, the proceeds of such prepayments received during such periods are likely to be reinvested by us in assets yielding less than the yields on the assets that were prepaid. In addition, the market value of our real estate related securities may, because of the risk of prepayment, benefit less than other fixed-income securities from declining interest rates.

With respect to Agency ARM RMBS, we intend to purchase securities that have a higher coupon rate than the prevailing market interest rates. In exchange for a higher coupon rate, we would then pay a premium over par value to acquire these securities. In accordance with GAAP, we will amortize the premiums on our Agency ARM RMBS over the life of the related securities. If the mortgage loans securing these securities prepay at a more rapid rate than anticipated, we will have to amortize our premiums on an accelerated basis which may adversely affect our profitability. Defaults on the mortgage loans underlying Agency ARM RMBS typically have the same effect as prepayments because of the underlying Agency guarantee.

Prepayments, which are the primary feature of mortgage backed securities that distinguish them from other types of bonds, are difficult to predict and can vary significantly over time. As the holder of the security, on a monthly basis, we receive a payment equal to a portion of our investment principal in a particular security as the underlying mortgages are prepaid. In general, on the date each month that principal prepayments are announced (i.e., factor day), the value of our real estate related security pledged as collateral under our repurchase agreements is reduced by the amount of the prepaid principal and, as a result, our lenders will typically initiate a margin call requiring the pledge of additional collateral or cash, in an amount equal to such prepaid principal, in order to re-establish the required ratio of borrowing to collateral value under such repurchase agreements. Accordingly, with respect to our Agency ARM RMBS, the announcement on factor day of principal prepayments is in advance of our receipt of the related scheduled payment, thereby creating a short-term receivable for us in the amount of any such principal prepayments. However, under our repurchase agreements, we may receive a margin call relating to the related reduction in value of our Agency ARM RMBS and, prior to receipt of this short-term receivable, be required to post additional collateral or cash in the amount of the principal prepayment on or about factor day, which would reduce our liquidity during the period in which the short-term receivable is outstanding. As a result, in order to meet any such margin calls, we could be forced to sell assets in order to maintain liquidity. Forced sales under adverse market conditions may result in lower sales prices than ordinary market sales made in the normal course of business. If our real estate related securities were liquidated at prices below our amortized cost (i.e., the cost basis) of such assets, we would incur losses, which could adversely affect our earnings. In addition, in order to continue to earn a return on this prepaid principal, we must reinvest it in additional real estate related securities or other assets; however, if interest rates decline, we may earn a lower return on our new investments as compared to the real estate related securities that prepay.

Prepayments may have a negative impact on our financial results, the effects of which depend on, among other things, the timing and amount of the prepayment delay on our Agency ARM RMBS, the amount of unamortized premium on our real estate related securities, the rate at which prepayments are made on our Non-Agency RMBS, the reinvestment lag and the availability of suitable reinvestment opportunities.

**Our investments in RMBS may be subject to significant impairment charges, which would adversely affect our results of operations.**

We will be required to periodically evaluate our investments for impairment indicators. The value of an investment is impaired when our analysis indicates that, with respect to a security, it is probable that the value of the security is other than temporarily impaired. The judgment regarding the existence of impairment indicators is based on a variety of factors depending upon the nature of the investment and the manner in which the income related to such investment was calculated for purposes of our financial statements. If we determine that an impairment has occurred, we are required to make an adjustment to the net carrying value of the investment, which would adversely affect our results of operations in the applicable period and thereby adversely affect our ability to pay dividends to our stockholders.

**The lenders under our repurchase agreements may elect not to extend financing to us, which could quickly and seriously impair our liquidity.**

We finance a meaningful portion of our investments in RMBS with repurchase agreements, which are short-term financing arrangements. Under the terms of these agreements, we will sell a security to a counterparty for a specified price and concurrently agree to repurchase the same security from our counterparty at a later date for a higher specified price. During the term of the repurchase agreement—which can be as short as 30 days—the counterparty will make funds available to us and hold the security as collateral. Our counterparties can also require us to post additional margin as collateral at any time during the term of the agreement. When the term of a repurchase agreement ends, we will be required to repurchase the security for the specified repurchase price, with the difference between the sale and repurchase prices serving as the equivalent of paying interest to the counterparty in return for extending financing to us. If we want to continue to finance the security with a repurchase agreement, we ask the counterparty to extend-or “roll”-the repurchase agreement for another term.

Our counterparties are not required to roll our repurchase agreements upon the expiration of their stated terms, which subjects us to a number of risks. Counterparties electing to roll our repurchase agreements may charge higher spread and impose more onerous terms upon us, including the requirement that we post additional margin as collateral. More significantly, if a repurchase agreement counterparty elects not to extend our financing, we would be required to pay the counterparty the full repurchase price on the maturity date and find an alternate source of financing. Alternate sources of financing may be more expensive, contain more onerous terms or simply may not be available. If we were unable to pay the repurchase price for any security financed with a repurchase agreement, the counterparty has the right to sell the underlying security being held as collateral and require us to compensate it for any shortfall between the value of our obligation to the counterparty and the amount for which the collateral was sold (which may be a significantly discounted price). As of December 31, 2013, we had outstanding repurchase agreements with an aggregate face amount of approximately \$287.8 million to finance Non-Agency RMBS and approximately \$1.3 billion to finance Agency ARM RMBS. Moreover, our repurchase agreement obligations are currently with a limited number of counterparties. If any of our counterparties elected not to roll our repurchase agreements, we may not be able to find a replacement counterparty in a timely manner. Finally, some of our repurchase agreements contain covenants and our failure to comply with such covenants could result in a loss of our investment.

**The financing sources under our servicer advance financing facilities may elect not to extend financing to us, which could quickly and seriously impair our liquidity.**

We finance a meaningful portion of our investments in servicer advances with structured financing arrangements. These arrangements are commonly of a short-term nature. These arrangements are generally accomplished by having the Buyer transfer its right to repayment for certain servicer advances it has acquired from Nationstar to a wholly owned bankruptcy remote subsidiary of the Buyer (a “Depositor”). The Buyer is generally required to continue to transfer to the related Depositor all of its rights to repayment for any particular pool of servicer advances as they arise (and are transferred from Nationstar) until the related financing arrangement is paid in full and is terminated. The related Depositor then transfers such rights to an Issuer. The Issuer then issues limited recourse notes to the financing sources backed by such rights to repayment.

The outstanding balance of servicer advances securing these arrangements is not likely to be repaid on or before the maturity date of such financing arrangements. Accordingly, we rely heavily on our financing sources to extend or refinance the terms of such financing arrangements. Our financing sources are not required to extend the arrangements upon the expiration of their stated terms, which subjects us to a number of risks. Financing sources electing to extend may charge higher interest rates and impose more onerous terms upon us, including without limitation, lowering the amount of financing that can be extended against any particular pool of servicer advances.

If a financing source is unable or unwilling to extend financing, the related Issuer be required to repay the outstanding balance of the financing on the related maturity date. Additionally, there may be substantial increases in the interest rates under a financing arrangement if the related notes are not repaid, extended or refinanced prior to the expected repayment dated, which may be before the related maturity date. If an Issuer is unable to pay the outstanding balance of the notes, the financing sources generally have the right to foreclose on the servicer advances pledged as collateral.

As of December 31, 2013, all of the notes issued under our structured servicer advance financing arrangements accrued interest at a floating rate of interest. Servicer advances are non-interest bearing assets. Accordingly, if there is an increase in prevailing interest rates and/or our financing sources increase the interest rate “margins” or “spreads,” the amount of financing that we could obtain against any particular pool of servicer advances may decrease substantially and/or we may be required to obtain interest rate hedging arrangements. There is no assurance that we will be able to obtain any such interest rate hedging arrangements.

Alternate sources of financing may be more expensive, contain more onerous terms or simply may not be available. Moreover, our structured servicer advance financing arrangements are currently with a limited number of sources. If any of our sources are unable to or elected not to extend or refinance such arrangements, we may not be able to find a replacement counterparty in a timely manner.

**We may not be able to finance our investments on attractive terms or at all, and financing for Excess MSRs may be particularly difficult to obtain.**

The ability to finance investments with securitizations or other long-term non-recourse financing not subject to margin requirements has been more challenging since 2007 as a result of market conditions. In addition, it may be particularly challenging to securitize our investments in consumer loans, given that consumer loans are generally riskier than mortgage financing. These conditions may result in having to use less efficient forms of financing for any new investments, which will likely require a larger portion of our cash flows to be put toward making the initial investment and thereby reduce the amount of cash available for distribution to our stockholders and funds available for operations and investments, and which will also likely require us to assume higher levels of risk when financing our investments. In addition, there is no established market for financing of investments in Excess MSRs, and it is possible that one will not develop for a variety of reasons, such as the challenges with perfecting security interests in the underlying collateral.

Our advance facilities mature in September 2014, and there can be no assurance that we will be able to renew these facilities on favorable terms or at all. Moreover, an increase in delinquencies with respect to the loans underlying our servicer advances could result in the need for additional financing, which may not be available to us on favorable terms or at all. If we are not able to obtain adequate financing to purchase servicer advances from Nationstar in accordance with our agreement, Nationstar could default on its obligation to fund such advances, which could result in their termination as servicer under the applicable pooling and servicing agreements and a partial or total loss of our investment in servicer advances and Excess MSRs.

**The non-recourse long-term financing structures we use expose us to risks, which could result in losses to us.**

We use securitization and other non-recourse long-term financing for our investments to the extent available and appropriate. In such structures, our lenders typically would have only a claim against the assets included in the securitizations rather than a general claim against us as an entity. Prior to any such financing, we would seek to finance our investments with relatively short-term facilities until a sufficient portfolio is accumulated. As a result, we would be subject to the risk that we would not be able to acquire, during the period that any short-term facilities are available, sufficient eligible assets or securities to maximize the efficiency of a securitization. We also bear the risk that we would not be able to obtain new short-term facilities or would not be able to renew any short-term facilities after they expire should we need more time to seek and acquire sufficient eligible assets or securities for a securitization. In addition, conditions in the capital markets may make the issuance of any such securitization less attractive to us even when we do have sufficient eligible assets or securities. While we would intend to retain the unrated equity component of securitizations and, therefore, still have exposure to any investments included in such securitizations, our inability to enter into such securitizations may increase our overall exposure to risks associated with direct ownership of such investments, including the risk of default. Our inability to refinance any short-term facilities would also increase our risk because borrowings thereunder would likely be recourse to us as an entity. If we are unable to obtain and renew short-term facilities or to consummate securitizations to finance our investments on a long-term basis, we may be required to seek other forms of potentially less attractive financing or to liquidate assets at an inopportune time or price.

**Risks associated with our investment in the consumer loan sector could have a material adverse effect on our business and financial results.**

Our portfolio includes an investment in the consumer loan sector. Although many of the risks applicable to consumer loans are also applicable to residential real estate loans, and thus the type of risks that we have experience managing, there are nevertheless substantial risks and uncertainties associated with engaging in a new category of investment. There may be factors that affect the consumer loan sector with which we are not as familiar compared to the residential mortgage loan sector. Moreover, our underwriting assumptions for these investments may prove to be materially incorrect. It is also possible that the addition of consumer loans to our investment portfolio could divert our Manager's time away from our other investments. Furthermore, external factors, such as compliance with regulations, may also impact our ability to succeed in the consumer loan investment sector. Failure to successfully manage these risks could have a material adverse effect on our business and financial results.

**The consumer loans underlying our investments are subject to delinquency and loss, which could have a negative impact on our financial results.**

The ability of borrowers to repay the consumer loans underlying our investments may be adversely affected by numerous personal factors, including unemployment, divorce, major medical expenses or personal bankruptcy. General factors, including an economic downturn, high energy costs or acts of God or terrorism, may also affect the financial stability of borrowers and impair their ability or willingness to repay the consumer loans in our investment portfolio. In the event of any default under a loan in the consumer loan portfolio in which we have invested, we will bear a risk of loss of principal to the extent of any deficiency between the value of the collateral securing the loan, if any, and the principal and accrued interest of the loan. In addition, our investments in consumer loans may entail greater risk than our investments in residential real estate loans, particularly in the case of consumer loans that are unsecured or secured by assets that depreciate rapidly. In such cases, repossessed collateral for a defaulted consumer loan may not provide an adequate source of repayment for the outstanding loan and the remaining deficiency often does not warrant further substantial collection efforts against the borrower. Further, repossessing personal property securing a consumer loan can present additional challenges, including locating the collateral and taking possession of it. In addition, borrowers under consumer loans may have lower credit scores. There can be no guarantee that we will not suffer unexpected losses on our investments as a result of the factors set out above, which could have a negative impact on our financial results.

**The servicer of the loans underlying our consumer loan investment may not be able to accurately track the default status of senior lien loans in instances where our consumer loan investments are secured by second or third liens on real estate.**

A portion of our investment in consumer loans is secured by second and third liens on real estate. When we hold the second or third lien another creditor or creditors, as applicable, holds the first and/or second, as applicable, lien on the real estate that is the subject of the security. In these situations our second or third lien is subordinate in right of payment to the first and/or second, as applicable, holder's right to receive payment. Moreover, as the servicer of the loans underlying our consumer loan portfolio is not able to track the default status of a senior lien loan in instances where we do not hold the related first mortgage, the value of the second or third lien loans in our portfolio may be lower than our estimates indicate.

**The consumer loan investment sector is subject to various initiatives on the part of advocacy groups and extensive regulation and supervision under federal, state and local laws, ordinances and regulations, which could have a negative impact on our financial results.**

In recent years consumer advocacy groups and some media reports have advocated governmental action to prohibit or place severe restrictions on the types of short-term consumer loans in which we have invested. Such consumer advocacy groups and media reports generally focus on the Annual Percentage Rate to a consumer for this type of loan, which is compared unfavorably to the interest typically charged by banks to consumers with top-tier credit histories.

The fees charged on the consumer loans in the portfolio in which we have invested may be perceived as controversial by those who do not focus on the credit risk and high transaction costs typically associated with this type of investment. If the negative characterization of these types of loans becomes increasingly accepted by consumers, demand for the consumer loan products in which we have invested could significantly decrease. Additionally, if the negative characterization of these types of loans is accepted by legislators and regulators, we could become subject to more restrictive laws and regulations in the area.

In addition, we are, or may become, subject to federal, state and local laws, regulations, or regulatory policies and practices, including the Dodd-Frank Act (which, among other things, established the Consumer Financial Protection Bureau with broad authority to regulate and examine financial institutions), which may, amongst other things, limit the amount of interest or fees allowed to be charged on the consumer loans underlying our investments, or the number of consumer loans that customers may receive or have outstanding. The operation of existing or future laws, ordinances and regulations could interfere with the focus of our investments which could have a negative impact on our financial results.

**Certain jurisdictions require licenses to purchase, hold, enforce or sell residential mortgage loans, and we may not be able to obtain and/or maintain such licenses.**

Certain jurisdictions require a license to purchase, hold, enforce or sell residential mortgage loans. We currently do not hold any such licenses. In the event that any licensing requirement is applicable to us, there can be no assurance that we will obtain such licenses or, if obtained, that we will be able to maintain them. Our failure to obtain or maintain such licenses could restrict our ability to invest in loans in these jurisdictions if such licensing requirements are applicable. In lieu of obtaining such licenses, we may contribute our acquired residential mortgage loans to one or more wholly owned trusts whose trustee is a national bank, which may be exempt from state licensing requirements. We may form one or more subsidiaries to apply for certain state licenses. If these subsidiaries obtain the required licenses, any trust holding loans in the applicable jurisdictions may transfer such loans to such subsidiaries, resulting in these loans being held by a state-licensed entity. There can be no assurance that we will be able to obtain the requisite licenses in a timely manner or at all or in all necessary jurisdictions, or that the use of the trusts will reduce the requirement for licensing. In addition, even if we obtain necessary licenses, we may not be able to maintain them. Any of these circumstances could limit our ability to invest in residential mortgage loans in the future and have a material adverse effect on us.

**Our determination of how much leverage to apply to our investments may adversely affect our return on our investments and may reduce cash available for distribution.**

We leverage certain of our assets through a variety of borrowings. Our investment guidelines do not limit the amount of leverage we may incur with respect to any specific asset or pool of assets. The return we are able to earn on our investments and cash available for distribution to our stockholders may be significantly reduced due to changes in market conditions, which may cause the cost of our financing to increase relative to the income that can be derived from our assets.

**Certain of our investments are not match funded, which may increase the risks associated with these investments.**

When available, a match funding strategy mitigates the risk of not being able to refinance an investment on favorable terms or at all. However, our Manager may elect for us to bear a level of refinancing risk on a short-term or longer-term basis, as in the case of investments financed with repurchase agreements, when, based on its analysis, our Manager determines that bearing such risk is advisable or unavoidable (as is the case with our investments in servicer advances and our Agency ARM and Non-Agency RMBS portfolios). In addition, we may be unable, as a result of conditions in the credit markets, to match fund our investments. For example since the 2008 recession, non-recourse term financing not subject to margin requirements has been more difficult to obtain, which impairs our ability to match fund our investments. Moreover, we may not be able to enter into interest rate swaps. A decision not to, or the inability to, match fund certain investments exposes us to additional risks.

Furthermore, we anticipate that, in most cases, for any period during which our floating rate assets are not match funded with respect to maturity (as is the case with most of our RMBS portfolios), the income from such assets may respond more slowly to interest rate fluctuations than the cost of our borrowings. Because of this dynamic, interest income from such investments may rise more slowly than the related interest expense, with a consequent decrease in our net income. Interest rate fluctuations resulting in our interest expense exceeding interest income would result in operating losses for us from these investments.

Accordingly, to the extent our investments are not match funded with respect to maturities and interest rates, we are exposed to the risk that we may not be able to finance or refinance our investments on economically favorable terms, or at all, or may have to liquidate assets at a loss.

**Interest rate fluctuations and shifts in the yield curve may cause losses.**

Interest rates are highly sensitive to many factors, including governmental monetary and tax policies, domestic and international economic and political considerations and other factors beyond our control. Our primary interest rate exposures relate to our investments in Excess MSRs, servicer advances, RMBS, consumer loans and any floating rate debt obligations that we may incur. Changes in interest rates, including changes in expected interest rates or “yield curves,” affect our business in a number of ways. Changes in the general level of interest rates can affect our net interest income, which is the difference between the interest income earned on our interest-earning assets and the interest expense incurred in connection with our interest-bearing liabilities and hedges. Changes in the level of interest rates also can affect, among other things, our ability to acquire real estate related securities at attractive prices, the value of our real estate related securities and derivatives and our ability to realize gains from the sale of such assets. We may wish to use hedging transactions to protect certain positions from interest rate fluctuations, but we may not be able to do so as a result of market conditions, REIT rules or other reasons. In such event, interest rate fluctuations could adversely affect our financial condition, cash flows and results of operations.

In the event of a significant rising interest rate environment and/or economic downturn, loan and collateral defaults may increase and result in credit losses that would adversely affect our liquidity and operating results.

Our ability to execute our business strategy, particularly the growth of our investment portfolio, depends to a significant degree on our ability to obtain additional capital. Our financing strategy for our real estate related securities is dependent on our ability to place the debt we use to finance our investments at rates that provide a positive net spread. If spreads for such liabilities widen or if demand for such liabilities ceases to exist, then our ability to execute future financings will be severely restricted.

Interest rate changes may also impact our net book value as our real estate related securities are marked to market each quarter. Debt obligations are not marked to market. Generally, as interest rates increase, the value of our fixed rate securities decreases, which will decrease the book value of our equity.

Furthermore, shifts in the U.S. Treasury yield curve reflecting an increase in interest rates would also affect the yield required on our real estate related securities and therefore their value. For example, increasing interest rates would reduce the value of the fixed rate assets we hold at the time because the higher yields required by increased interest rates result in lower market prices on existing fixed rate assets in order to adjust the yield upward to meet the market, and vice versa. This would have similar effects on our real estate related securities portfolio and our financial position and operations to a change in interest rates generally.

**Any hedging transactions that we enter into may limit our gains or result in losses.**

We may use, when feasible and appropriate, derivatives to hedge a portion of our interest rate exposure, and this approach has certain risks, including the risk that losses on a hedge position will reduce the cash available for distribution to stockholders and that such losses may exceed the amount invested in such instruments. We have adopted a general policy with respect to the use of derivatives, which generally allows us to use derivatives where appropriate, but does not set forth specific policies and procedures or require that we hedge any specific amount of risk. From time to time, we may use derivative instruments, including forwards, futures, swaps and options, in our risk management strategy to limit the effects of changes in interest rates on our operations. A hedge may not be effective in eliminating all of the risks inherent in any particular position. Our profitability may be adversely affected during any period as a result of the use of derivatives.



There are limits to the ability of any hedging strategy to protect us completely against interest rate risks. When rates change, we expect the gain or loss on derivatives to be offset by a related but inverse change in the value of any items that we hedge. We cannot assure you, however, that our use of derivatives will offset the risks related to changes in interest rates. We cannot assure you that our hedging strategy and the derivatives that we use will adequately offset the risk of interest rate volatility or that our hedging transactions will not result in losses. In addition, our hedging strategy may limit our flexibility by causing us to refrain from taking certain actions that would be potentially profitable but would cause adverse consequences under the terms of our hedging arrangements. The REIT provisions of the Internal Revenue Code limit our ability to hedge. In managing our hedge instruments, we consider the effect of the expected hedging income on the REIT qualification tests that limit the amount of gross income that a REIT may receive from hedging. We need to carefully monitor, and may have to limit, our hedging strategy to assure that we do not realize hedging income, or hold hedges having a value, in excess of the amounts that would cause us to fail the REIT gross income and asset tests.

Accounting for derivatives under GAAP is extremely complicated. Any failure by us to account for our derivatives properly in accordance with GAAP in our financial statements could adversely affect our earnings. In addition, under applicable accounting standards, we may be required to treat some of our investments as derivatives, which could adversely affect our results of operations.

#### **Maintenance of our 1940 Act exclusion imposes limits on our operations.**

We intend to continue to conduct our operations so that neither we nor any of our subsidiaries are required to register as an investment company under the 1940 Act. We believe we will not be considered an investment company under Section 3(a)(1)(A) of the 1940 Act because we will not engage primarily, or hold ourselves out as being engaged primarily, in the business of investing, reinvesting or trading in securities. However, under Section 3(a)(1)(C) of the 1940 Act, because we are a holding company that will conduct its businesses primarily through wholly owned and majority owned subsidiaries, the securities issued by our subsidiaries that are excluded from the definition of “investment company” under Section 3(c)(1) or Section 3(c)(7) of the 1940 Act, together with any other investment securities we may own, may not have a combined value in excess of 40% of the value of our total assets (exclusive of U.S. Government securities and cash items) on an unconsolidated basis (the “40% test”). For purposes of the foregoing, we currently treat our interests in our TRSs that hold our servicer advances and our subsidiaries that hold consumer loans as investment securities because these subsidiaries presently rely on the exclusion provided by Section 3(c)(7) of the 1940 Act. The 40% test under Section 3(a)(1)(C) of the 1940 Act limits the types of businesses in which we may engage through our subsidiaries. In addition, the assets we and our subsidiaries may originate or acquire are limited by the provisions of the 1940 Act and the rules and regulations promulgated under the 1940 Act, which may adversely affect our business.

If the value of securities issued by our subsidiaries that are excluded from the definition of “investment company” by Section 3(c)(1) or 3(c)(7) of the 1940 Act, together with any other investment securities we own, exceeds the 40% test under Section 3(a)(1)(C) of the 1940 Act (e.g., the value of our interests in the taxable REIT subsidiaries that hold servicer advances increases significantly in proportion to the value of our other assets), or if one or more of such subsidiaries fail to maintain an exclusion or exception from the 1940 Act, we could, among other things, be required either (a) to substantially change the manner in which we conduct our operations to avoid being required to register as an investment company or (b) to register as an investment company under the 1940 Act, either of which could have an adverse effect on us and the market price of our securities. As discussed above, for purposes of the foregoing, we currently treat our interests in our TRSs that hold our servicer advances and our subsidiaries that hold consumer loans as investment securities because these subsidiaries presently rely on the exclusion provided by Section 3(c)(7) of the 1940 Act. If we or any of our subsidiaries were required to register as an investment company under the 1940 Act, the registered entity would become subject to substantial regulation with respect to capital structure (including the ability to use leverage), management, operations, transactions with affiliated persons (as defined in the 1940 Act), portfolio composition, including restrictions with respect to diversification and industry concentration, compliance with reporting, record keeping, voting, proxy disclosure and other rules and regulations that would significantly change our operations.

Failure to maintain an exclusion would require us to significantly restructure our investment strategy. For example, because affiliate transactions are generally prohibited under the 1940 Act, we would not be able to enter into transactions with any of our affiliates if we are required to register as an investment company, and we might be required to terminate our management agreement and any other agreements with affiliates, which could have a material adverse effect on our ability to operate our business and pay distributions. If we were required to register us as an investment company but failed to do so, we would be prohibited from engaging in our business, and criminal and civil actions could be brought against us. In addition, our contracts would be unenforceable unless a court required enforcement, and a court could appoint a receiver to take control of us and liquidate our business.

For purposes of the foregoing, we treat our interests in certain of our wholly owned and majority owned subsidiaries, which constitutes more than 60% of the value of our adjusted total assets on an unconsolidated basis, as non-investment securities because such subsidiaries qualify for exclusion from the definition of an investment company under the 1940 Act pursuant to Section 3(c)(5)(C) of the 1940 Act (the “Section 3(c)(5)(C) exclusion”). The Section 3(c)(5)(C) exclusion is available for entities “primarily engaged” in the business of “purchasing or otherwise acquiring mortgages and other liens on and interests in real estate.” The Section 3(c)(5)(C) exclusion generally requires that at least 55% of these subsidiaries’ assets must comprise qualifying real estate assets and at least 80% of each of their portfolios must comprise qualifying real estate assets and real estate-related assets under the 1940 Act. We expect each of our subsidiaries relying on Section 3(c)(5)(C) to rely on guidance published by the SEC staff or on our analyses of such guidance to determine which assets are qualifying real estate assets and real estate-related assets. However, the SEC’s guidance was issued in accordance with factual situations that may be substantially different from the factual situations each of our subsidiaries may face, and much of the guidance was issued more than 20 years ago. No assurance can be given that the SEC staff will concur with the classification of each of our subsidiaries’ assets. In addition, the SEC staff may, in the future, issue further guidance that may require us to re-classify some of our subsidiaries’ assets for purposes of qualifying for an exclusion from regulation under the 1940 Act. For example, the SEC and its staff have not published guidance with respect to the treatment of whole pool Non-Agency RMBS for purposes of the Section 3(c)(5)(C) exclusion. Accordingly, based on our own judgment and analysis of the guidance from the SEC and its staff identifying Agency whole pool certificates as qualifying real estate assets under Section 3(c)(5)(C), we treat whole pool Non-Agency RMBS issued with respect to an underlying pool of mortgage loans in which our subsidiary relying on Section 3(c)(5)(C) holds all of the certificates issued by the pool as qualifying real estate assets. Based on our own judgment and analysis of the guidance from the SEC and its staff with respect to analogous assets, we treat Excess MSRs as real estate-related assets for purposes of satisfying the 80% test under the Section 3(c)(5)(C) exclusion. If we are required to re-classify any of our subsidiaries’ assets, including those subsidiaries holding whole pool Non-Agency RMBS and/or Excess MSRs, such subsidiaries may no longer be in compliance with the exclusion from the definition of an “investment company” provided by Section 3(c)(5)(C) of the 1940 Act, and in turn, we may not satisfy the requirements to avoid falling within the definition of an “investment company” provided by Section 3(a)(1)(C). To the extent that the SEC staff publishes new or different guidance or disagrees with our analysis with respect to any assets of our subsidiaries we have determined to be qualifying real estate assets or real estate-related assets, we may be required to adjust our strategy accordingly. In addition, we may be limited in our ability to make certain investments and these limitations could result in a subsidiary holding assets we might wish to sell or selling assets we might wish to hold.

In August 2011, the SEC issued a concept release soliciting public comments on a wide range of issues relating to companies engaged in the business of acquiring mortgages and mortgage-related instruments and that rely on Section 3(c)(5)(C) of the 1940 Act. Therefore, there can be no assurance that the laws and regulations governing the 1940 Act status of REITs, or guidance from the SEC or its staff regarding the Section 3(c)(5)(C) exclusion, will not change in a manner that adversely affects our operations. If we or our subsidiaries fail to maintain an exclusion or exception from the 1940 Act, we could, among other things, be required either to (a) change the manner in which we conduct our operations to avoid being required to register as an investment company, (b) effect sales of our assets in a manner that, or at a time when, we would not otherwise choose to do so, or (c) register as an investment company, any of which could negatively affect the value of our common stock, the sustainability of our business model, and our ability to make distributions. In addition, if we or any of our subsidiaries were required to register as an investment company under the 1940 Act, the registered entity would become subject to substantial regulation with respect to capital structure (including the ability to use leverage), management, operations, transactions with affiliated persons (as defined in the 1940 Act), portfolio composition, including restrictions with respect to diversification and industry concentration, compliance with reporting, record keeping, voting, proxy disclosure and other rules and regulations that would significantly change our operations.

**Rapid changes in the values of assets that we hold may make it more difficult for us to maintain our qualification as a REIT or our exclusion from the 1940 Act.**

If the market value or income potential of qualifying assets for purposes of our qualification as a REIT or our exclusion from registration as an investment company under the 1940 Act declines as a result of increased interest rates, changes in prepayment rates or other factors, or the market value or income from non-qualifying assets increases, we may need to increase our investments in qualifying assets and/or liquidate our non-qualifying assets to maintain our REIT qualification or our exclusion from registration under the 1940 Act. If the change in market values or income occurs quickly, this may be especially difficult to accomplish. This difficulty may be exacerbated by the illiquid nature of any non-qualifying assets we may own. We may have to make investment decisions that we otherwise would not make absent the intent to maintain our qualification as a REIT and exclusion from registration under the 1940 Act.

**We are subject to significant competition, and we may not compete successfully.**

We are subject to significant competition in seeking investments. We compete with other companies, including other REITs, insurance companies and other investors, including funds and companies affiliated with our Manager. Some of our competitors have greater resources than we possess or have greater access to capital or various types of financing structures than are available to us, and we may not be able to compete successfully for investments or provide attractive investment returns relative to our competitors. These competitors may be willing to accept lower returns on their investments and, as a result, our profit margins could be adversely affected. Furthermore, competition for investments that are suitable for us may lead to the returns available from such investments decreasing, which may further limit our ability to generate our desired returns. We cannot assure you that other companies will not be formed that compete with us for investments or otherwise pursue investment strategies similar to ours or that we will be able to complete successfully against any such companies.

Furthermore, we currently do not have a mortgage servicing platform. Therefore, we may not be an attractive buyer for those sellers of MSRMs that prefer to sell MSRMs and their mortgage servicing platform in a single transaction. Since our business model does not currently include acquiring and running servicing platforms, to engage in a bid for such a business we would need to find a servicer to acquire and run the platform or we would need to incur additional costs to shut down the acquired servicing platform. The need to work with a servicer in these situations increases the complexity of such potential acquisitions, and Nationstar may be unwilling or unable to act as servicer or subservicer on any acquisitions of Excess MSRMs or servicer advances we want to execute. The complexity of these transactions and the additional costs incurred by us if we were to execute future acquisitions of this type could adversely affect our future operating results.

**The valuations of our assets are subject to uncertainty since most of our assets are not traded in an active market.**

There is not anticipated to be an active market for most of the assets in which we will invest. In the absence of market comparisons, we will use other pricing methodologies, including, for example, models based on assumptions regarding expected trends, historical trends following market conditions believed to be comparable to the then current market conditions and other factors believed at the time to be likely to influence the potential resale price of, or the potential cash flows derived from, an investment. Such methodologies may not prove to be accurate and any inability to accurately price assets may result in adverse consequences for us. A valuation is only an estimate of value and is not a precise measure of realizable value. Ultimate realization of the market value of a private asset depends to a great extent on economic and other conditions beyond our control. Further, valuations do not necessarily represent the price at which a private investment would sell since market prices of private investments can only be determined by negotiation between a willing buyer and seller. If we were to liquidate a particular private investment, the realized value may be more than or less than the valuation of such asset as carried on our books.

**Changes in accounting rules could occur at any time and could impact us in significantly negative ways that we are unable to predict or protect against.**

As has been widely publicized, the SEC, the Financial Accounting Standards Board (the "FASB") and other regulatory bodies that establish the accounting rules applicable to us have recently proposed or enacted a wide array of changes to accounting rules. Moreover, in the future these regulators may propose additional changes that we do not currently anticipate. Changes to accounting rules that apply to us could significantly impact our business or our reported financial performance in negative ways that we cannot predict or protect against. We cannot predict whether any changes to current accounting rules will occur or what impact any codified changes will have on our business, results of operations, liquidity or financial condition.

**A prolonged economic slowdown, a lengthy or severe recession, or declining real estate values could harm our operations.**

We believe the risks associated with our business are more severe during periods in which an economic slowdown or recession is accompanied by declining real estate values, as was the case in 2008. Declining real estate values generally reduce the level of new mortgage loan originations, since borrowers often use increases in the value of their existing properties to support the purchase of, or investment in, additional properties. Borrowers may also be less able to pay principal and interest on the loans underlying our securities, Excess MSRMs and servicer advances, if the real estate economy weakens. Further, declining real estate values significantly increase the likelihood that we will incur losses on our securities in the event of default because the value of our collateral may be insufficient to cover our basis. Any sustained period of increased payment delinquencies, foreclosures or losses could adversely affect our net interest income from the assets in our portfolio, which would significantly harm our revenues, results of operations, financial condition, liquidity, business prospects and our ability to make distributions to our stockholders.

**Compliance with changing regulation of corporate governance and public disclosure has and will continue to result in increased compliance costs and pose challenges for our management team.**

Many aspects of the Dodd-Frank Act are subject to rulemaking and will take effect over several years, making it difficult to anticipate the overall financial impact on us and, more generally, the financial services and mortgage industries. Additionally, we cannot predict whether there will be additional proposed laws or reforms that would affect us, whether or when such changes may be adopted, how such changes may be interpreted and enforced or how such changes may affect us. However, the costs of complying with any additional laws or regulations could have a material effect on our financial condition and results of operations.

*Risks Related to Our Manager*

**We are dependent on our Manager and may not find a suitable replacement if our Manager terminates the Management Agreement.**

We have no employees. Our officers and other individuals who perform services for us are employees of our Manager. We are completely reliant on our Manager, which has significant discretion as to the implementation of our operating policies and strategies, to conduct our business. We are subject to the risk that our Manager will terminate the Management Agreement and that we will not be able to find a suitable replacement for our Manager in a timely manner, at a reasonable cost or at all. Furthermore, we are dependent on the services of certain key employees of our Manager whose compensation is partially or entirely dependent upon the amount of incentive or management compensation earned by our Manager and whose continued service is not guaranteed, and the loss of such services could adversely affect our operations.

**There are conflicts of interest in our relationship with our Manager.**

Our Management Agreement with our Manager was not negotiated at arm's-length, and its terms, including fees payable, may not be as favorable to us as if it had been negotiated with an unaffiliated third party.

There are conflicts of interest inherent in our relationship with our Manager insofar as our Manager and its affiliates—including investment funds, private investment funds, or businesses managed by our Manager, including Newcastle, Nationstar and Springleaf—invest in real estate related securities, consumer loans and Excess MSR and servicer advances and whose investment objectives overlap with our investment objectives. Certain investments appropriate for us may also be appropriate for one or more of these other investment vehicles. Certain members of our board of directors and employees of our Manager who are our officers also serve as officers and/or directors of these other entities. For example, we have some of the same directors and officers as Newcastle. Although we have the same Manager, we may compete with entities affiliated with our Manager or Fortress, including Newcastle, for certain target assets. From time to time, affiliates of Fortress focus on investments in assets with a similar profile as our target assets that we may seek to acquire. These affiliates may have meaningful purchasing capacity, which may change over time depending upon a variety of factors, including, but not limited to, available equity capital and debt financing, market conditions and cash on hand. Currently, Fortress has two funds primarily focused on investing in Excess MSR with approximately \$1.7 billion in capital commitments in aggregate. We intend to co-invest with these funds in Excess MSR. We have broad investment guidelines, and we may co-invest with Fortress funds or portfolio companies of private equity funds managed by our Manager (or an affiliate thereof) in a variety of investments. We also may invest in securities that are senior or junior to securities owned by funds managed by our Manager. Fortress funds generally have a fee structure similar to ours, but the fees actually paid will vary depending on the size, terms and performance of each fund. Fortress had approximately \$61.8 billion of assets under management as of December 31, 2013.

Our Management Agreement with our Manager generally does not limit or restrict our Manager or its affiliates from engaging in any business or managing other pooled investment vehicles that invest in investments that meet our investment objectives. Our Manager intends to engage in additional real estate related management and real estate and other investment opportunities in the future, which may compete with us for investments or result in a change in our current investment strategy. In addition, our certificate of incorporation provides that if Fortress or an affiliate or any of their officers, directors or employees acquire knowledge of a potential transaction that could be a corporate opportunity, they have no duty, to the fullest extent permitted by law, to offer such corporate opportunity to us, our stockholders or our affiliates. In the event that any of our directors and officers who is also a director, officer or employee of Fortress or its affiliates acquires knowledge of a corporate opportunity or is offered a corporate opportunity, provided that this knowledge was not acquired solely in such person's capacity as a director or officer of New Residential and such person acts in good faith, then to the fullest extent permitted by law such person is deemed to have fully satisfied such person's fiduciary duties owed to us and is not liable to us if Fortress or its affiliates pursues or acquires the corporate opportunity or if such person did not present the corporate opportunity to us.

The ability of our Manager and its officers and employees to engage in other business activities, subject to the terms of our Management Agreement with our Manager, may reduce the amount of time our Manager, its officers or other employees spend managing us. In addition, we may engage (subject to our investment guidelines) in material transactions with our Manager or another entity managed by our Manager or one of its affiliates, including Newcastle, Nationstar, Springleaf and Holiday which may include, but are not limited to, certain financing arrangements, purchases of debt, co-investments in Excess MSRs, consumer loans, servicer advances, senior housing and other assets that present an actual, potential or perceived conflict of interest. It is possible that actual, potential or perceived conflicts could give rise to investor dissatisfaction, litigation or regulatory enforcement actions. Appropriately dealing with conflicts of interest is complex and difficult, and our reputation could be damaged if we fail, or appear to fail, to deal appropriately with one or more potential, actual or perceived conflicts of interest. Regulatory scrutiny of, or litigation in connection with, conflicts of interest could have a material adverse effect on our reputation, which could materially adversely affect our business in a number of ways, including causing an inability to raise additional funds, a reluctance of counterparties to do business with us, a decrease in the prices of our equity securities and a resulting increased risk of litigation and regulatory enforcement actions.

The management compensation structure that we have agreed to with our Manager, as well as compensation arrangements that we may enter into with our Manager in the future (in connection with new lines of business or other activities), may incentivize our Manager to invest in high risk investments. In addition to its management fee, our Manager is currently entitled to receive incentive compensation. In evaluating investments and other management strategies, the opportunity to earn incentive compensation may lead our Manager to place undue emphasis on the maximization of earnings, including through the use of leverage, at the expense of other criteria, such as preservation of capital, in order to achieve higher incentive compensation. Investments with higher yield potential are generally riskier or more speculative than lower-yielding investments. Moreover, because our Manager receives compensation in the form of options in connection with the completion of our common equity offerings, our Manager may be incentivized to cause us to issue additional common stock, which could be dilutive to existing stockholders. In addition, our Manager's management fee is not tied to our performance and may not sufficiently incentivize our Manager to generate attractive risk-adjusted returns for us.

**It would be difficult and costly to terminate our Management Agreement with our Manager.**

It would be difficult and costly for us to terminate our Management Agreement with our Manager. The Management Agreement may only be terminated annually upon (i) the affirmative vote of at least two-thirds of our independent directors, or by a vote of the holders of a simple majority of the outstanding shares of our common stock, that there has been unsatisfactory performance by our Manager that is materially detrimental to us or (ii) a determination by a simple majority of our independent directors that the management fee payable to our Manager is not fair, subject to our Manager's right to prevent such a termination by accepting a mutually acceptable reduction of fees. Our Manager will be provided 60 days' prior notice of any termination and will be paid a termination fee equal to the amount of the management fee earned by the Manager during the twelve-month period preceding such termination. In addition, following any termination of the Management Agreement, our Manager may require us to purchase its right to receive incentive compensation at a price determined as if our assets were sold for their fair market value (as determined by an appraisal, taking into account, among other things, the expected future value of the underlying investments) or otherwise we may continue to pay the incentive compensation to our Manager. These provisions may increase the effective cost to us of terminating the Management Agreement, thereby adversely affecting our ability to terminate our Manager without cause.

**Our directors have approved broad investment guidelines for our Manager and do not approve each investment decision made by our Manager. In addition, we may change our investment strategy without a stockholder vote, which may result in our making investments that are different, riskier or less profitable than our current investments.**

Our Manager is authorized to follow broad investment guidelines. For more information about our investment guidelines, see "Business—Investment Guidelines" included elsewhere in this report. Consequently, our Manager has great latitude in determining the types and categories of assets it may decide are proper investments for us, including the latitude to invest in types and categories of assets that may differ from those in which we currently invest. Our directors will periodically review our investment guidelines and our investment portfolio. However, our board does not review or pre-approve each proposed investment or our related financing arrangements. In addition, in conducting periodic reviews, the directors rely primarily on information provided to them by our Manager. Furthermore, transactions entered into by our Manager may be difficult or impossible to unwind by the time they are reviewed by the directors even if the transactions contravene the terms of the Management Agreement. In addition, we may change our investment strategy, including our target asset classes, without a stockholder vote.

Our investment strategy may evolve in light of existing market conditions and investment opportunities, and this evolution may involve additional risks depending upon the nature of the assets in which we invest and our ability to finance such assets on a short or long-term basis. Investment opportunities that present unattractive risk-return profiles relative to other available investment opportunities under particular market conditions may become relatively attractive under changed market conditions and changes in market conditions may therefore result in changes in the investments we target. Decisions to make investments in new asset categories present risks that may be difficult for us to adequately assess and could therefore reduce our ability to pay dividends on our common stock or have adverse effects on our liquidity, results of operations or financial condition. A change in our investment strategy may also increase our exposure to interest rate, foreign currency, real estate market or credit market fluctuations and expose us to new legal and regulatory risks. In addition, a change in our investment strategy may increase our use of non-match-funded financing, increase the guarantee obligations we agree to incur or increase the number of transactions we enter into with affiliates. Our failure to accurately assess the risks inherent in new asset categories or the financing risks associated with such assets could adversely affect our results of operations, liquidity and financial condition.

**Our Manager will not be liable to us for any acts or omissions performed in accordance with the Management Agreement, including with respect to the performance of our investments.**

Pursuant to our Management Agreement, our Manager will not assume any responsibility other than to render the services called for thereunder in good faith and will not be responsible for any action of our board of directors in following or declining to follow its advice or recommendations. Our Manager, its members, managers, officers and employees will not be liable to us or any of our subsidiaries, to our board of directors, or our or any subsidiary's stockholders or partners for any acts or omissions by our Manager, its members, managers, officers or employees, except by reason of acts constituting bad faith, willful misconduct, gross negligence or reckless disregard of our Manager's duties under our Management Agreement. We shall, to the full extent lawful, reimburse, indemnify and hold our Manager, its members, managers, officers and employees and each other person, if any, controlling our Manager harmless of and from any and all expenses, losses, damages, liabilities, demands, charges and claims of any nature whatsoever (including attorneys' fees) in respect of or arising from any acts or omissions of an indemnified party made in good faith in the performance of our Manager's duties under our Management Agreement and not constituting such indemnified party's bad faith, willful misconduct, gross negligence or reckless disregard of our Manager's duties under our Management Agreement.

**Our Manager's due diligence of investment opportunities or other transactions may not identify all pertinent risks, which could materially affect our business, financial condition, liquidity and results of operations.**

Our Manager intends to conduct due diligence with respect to each investment opportunity or other transaction it pursues. It is possible, however, that our Manager's due diligence processes will not uncover all relevant facts, particularly with respect to any assets we acquire from third parties. In these cases, our Manager may be given limited access to information about the investment and will rely on information provided by the target of the investment. In addition, if investment opportunities are scarce, the process for selecting bidders is competitive, or the timeframe in which we are required to complete diligence is short, our ability to conduct a due diligence investigation may be limited, and we would be required to make investment decisions based upon a less thorough diligence process than would otherwise be the case. Accordingly, investments and other transactions that initially appear to be viable may prove not to be over time, due to the limitations of the due diligence process or other factors.

**The ownership by our executive officers and directors of shares of common stock, options, or other equity awards of Springleaf, Nationstar, and other entities either owned by Fortress funds managed by affiliates of our Manager or managed by our Manager may create, or may create the appearance of, conflicts of interest.**

Some of our directors, officers and other employees of our Manager hold positions with Springleaf, Nationstar, and other entities either owned by Fortress funds managed by affiliates of our Manager or managed by our Manager and own such entities' common stock, options to purchase such entities' common stock or other equity awards. Such ownership may create, or may create the appearance of, conflicts of interest when these directors, officers and other employees are faced with decisions that could have different implications for such entities than they do for us.

## *Risks Related to the Financial Markets*

### **We do not know what impact the Dodd-Frank Act will have on our business.**

On July 21, 2010, the U.S. enacted the Dodd-Frank Act. The Dodd-Frank Act affects almost every aspect of the U.S. financial services industry, including certain aspects of the markets in which we operate. The Dodd-Frank Act imposes new regulations on us and how we conduct our business. For example, the Dodd-Frank Act will impose additional disclosure requirements for public companies and generally require issuers or originators of asset-backed securities to retain at least five percent of the credit risk associated with the securitized assets.

The Dodd-Frank Act imposes mandatory clearing and exchange-trading requirements on many derivatives transactions (including formerly unregulated over-the-counter derivatives) in which we may engage. In addition, the Dodd-Frank Act is expected to increase the margin requirements for derivatives transactions that are not subject to mandatory clearing requirements, which may impact our activities. The Dodd-Frank Act also creates new categories of regulated market participants, such as “swap-dealers,” “security-based swap dealers,” “major swap participants” and “major security-based swap participants,” and subjects (or, once the applicable rules have been finalized, will subject) these regulated entities to significant new capital, registration, recordkeeping, reporting, disclosure, business conduct and other regulatory requirements that will give rise to new administrative costs.

Even if certain new requirements are not directly applicable to us, they may still increase our costs of entering into transactions with the parties to whom the requirements are directly applicable. Moreover, new exchange-trading and trade reporting requirements may lead to reductions in the liquidity of derivative transactions, causing higher pricing or reduced availability of derivatives, or the reduction of arbitrage opportunities for us, which could adversely affect the performance of certain of our trading strategies. Importantly, many key aspects of the changes imposed by the Dodd-Frank Act will continue to be established by various regulatory bodies and other groups over the next several years. As a result, we do not know how significantly the Dodd-Frank Act will affect us. It is possible that the Dodd-Frank Act could, among other things, increase our costs of operating as a public company, impose restrictions on our ability to securitize assets and reduce our investment returns on securitized assets.

### **We do not know what impact certain U.S. government programs intended to stabilize the economy and the financial markets will have on our business.**

In recent years, the U.S. government has taken a number of steps to attempt to strengthen the financial markets and U.S. economy, including direct government investments in, and guarantees of, troubled financial institutions as well as government-sponsored programs such as the Term Asset-Backed Securities Loan Facility program and the Public Private Investment Partnership Program. The U.S. government continues to evaluate or implement an array of other measures and programs intended to help improve U.S. financial and market conditions. While conditions appear to have improved relative to the depths of the global financial crisis, it is not clear whether this improvement is real or will last for a significant period of time. It is not clear what impact the government’s future actions to improve financial and market conditions will have on our business. We may not derive any meaningful benefit from these programs in the future. Moreover, if any of our competitors are able to benefit from one or more of these initiatives, they may gain a significant competitive advantage over us.

### **The federal conservatorship of Fannie Mae and Freddie Mac and related efforts, along with any changes in laws and regulations affecting the relationship between these agencies and the U.S. government, may adversely affect our business.**

The payments we receive on the Agency Securities in which we invest depend upon a steady stream of payments by borrowers on the underlying mortgages and the fulfillment of guarantees by GSEs. Ginnie Mae is part of a U.S. Government agency and its guarantees are backed by the full faith and credit of the U.S. Fannie Mae and Freddie Mac are GSEs, but their guarantees are not backed by the full faith and credit of the U.S. Government.

In response to the deteriorating financial condition of Fannie Mae and Freddie Mac and the credit market disruption beginning in 2007, Congress and the U.S. Treasury undertook a series of actions to stabilize these GSEs and the financial markets, generally. The Housing and Economic Recovery Act of 2008 was signed into law on July 30, 2008, and established the FHFA, with enhanced regulatory authority over, among other things, the business activities of Fannie Mae and Freddie Mac and the size of their portfolio holdings. On September 7, 2008, FHFA placed Fannie Mae and Freddie Mac into federal conservatorship and, together with the U.S. Treasury, established a program designed to boost investor confidence in Fannie Mae’s and Freddie Mac’s debt and Agency Securities.

As the conservator of Fannie Mae and Freddie Mac, the FHFA controls and directs the operations of Fannie Mae and Freddie Mac and may (1) take over the assets of and operate Fannie Mae and Freddie Mac with all the powers of the stockholders, the directors and the officers of Fannie Mae and Freddie Mac and conduct all business of Fannie Mae and Freddie Mac; (2) collect all obligations and money due to Fannie Mae and Freddie Mac; (3) perform all functions of Fannie Mae and Freddie Mac which are consistent with the conservator's appointment; (4) preserve and conserve the assets and property of Fannie Mae and Freddie Mac; and (5) contract for assistance in fulfilling any function, activity, action or duty of the conservator.

Those efforts resulted in significant U.S. Government financial support and increased control of the GSEs. As part of the conservatorship agreement, the U.S. Treasury committed to support the positive net worth of Fannie Mae and Freddie Mac with preferred stock purchases as necessary, through the beginning of 2013. In 2013, Fannie Mae's bailout was capped at \$125.0 billion and Freddie Mac's was limited to \$149.0 billion. The preferred stock purchase agreements, as amended, also require the reduction of Fannie Mae's and Freddie Mac's mortgage and Agency Securities portfolios (they must be reduced by at least 15 percent each year until their respective mortgage assets reach \$250 billion, which is projected to be 2018). Under these agreements, each GSE is required to pay to the U.S. Treasury a quarterly dividend equal to 10 percent of the total amount drawn under their respective agreements. In 2012, the U.S. Treasury announced that the payments would be replaced by a quarterly sweep of every dollar of profit that each GSE earned in the future.

The U.S. Federal Reserve (the "Fed") announced in November 2008 a program of large-scale purchases of Agency Securities in an attempt to lower longer-term interest rates and contribute to an overall easing of adverse financial conditions. In total, \$1.25 trillion in Agency Securities were purchased between January 2009 and March 2010, when the purchase phase of the program was completed. In addition, while the Fed program of Agency Securities purchases terminated in 2010, the Fed reported that through October 30, 2013, it held approximately \$1.4 trillion of Agency Securities. Subject to specified investment guidelines, the portfolios of Agency Securities purchased through the programs established by the U.S. Treasury and the Fed may be held to maturity and, based on mortgage market conditions, adjustments may be made to these portfolios. This flexibility may adversely affect the pricing and availability of Agency Securities that we seek to acquire during the remaining term of these portfolios.

There can be no assurance that the U.S. Government's intervention in Fannie Mae and Freddie Mac will be adequate for the longer-term viability of these GSEs. These uncertainties lead to questions about the availability of and trading market for, Agency Securities. Accordingly, if these government actions are inadequate and the GSEs defaulted on their guaranteed obligations, suffered losses or ceased to exist, the value of our Agency Securities and our business, operations and financial condition could be materially and adversely affected.

Additionally, because of the financial problems faced by Fannie Mae and Freddie Mac that led to their federal conservatorships, many policymakers have been examining the value of a federal mortgage guarantee and the appropriate role for the U.S. government in providing liquidity for mortgage loans. In June 2013, legislation titled "Housing Finance Reform and Taxpayer Protection Act of 2013" was introduced in the U.S. Senate; in July 2013, legislation titled "Protecting American Taxpayers and Homeowners Act of 2013" was introduced in the U.S. House of Representatives. The bills differ in many respects, but both require the wind-down of the GSEs. Other bills have been introduced that change the GSEs' business charters and eliminate the entities. We cannot predict whether or when the introduced legislation, the amended legislation or any future legislation may be enacted. Such legislation could materially and adversely affect the availability of, and trading market for, Agency Securities and could, therefore, materially and adversely affect the value of our Agency Securities and our business, operations and financial condition.

**Legislation that permits modifications to the terms of outstanding loans may negatively affect our business, financial condition, liquidity and results of operations.**

The U.S. government has enacted legislation that enables government agencies to modify the terms of a significant number of residential and other loans to provide relief to borrowers without the applicable investor's consent. These modifications allow for outstanding principal to be deferred, interest rates to be reduced, the term of the loan to be extended or other terms to be changed in ways that can permanently eliminate the cash flow (principal and interest) associated with a portion of the loan. These modifications are currently reducing, or in the future may reduce, the value of a number of our current or future investments, including investments in mortgage backed securities and Excess MSRs. As a result, such loan modifications are negatively affecting our business, results of operations, liquidity and financial condition. In addition, certain market participants propose reducing the amount of paperwork required by a borrower to modify a loan, which could increase the likelihood of fraudulent modifications and materially harm the U.S. mortgage market and investors that have exposure to this market. Additional legislation intended to provide relief to borrowers may be enacted and could further harm our business, results of operations and financial condition.



### *Risks Related to Our Taxation as a REIT*

#### **Our failure to qualify as a REIT would result in higher taxes and reduced cash available for distribution to our stockholders.**

We intend to operate in a manner intended to qualify us as a REIT for U.S. federal income tax purposes. Our ability to satisfy the asset tests depends upon our analysis of the fair market values of our assets, some of which are not susceptible to a precise determination, and for which we do not obtain independent appraisals. Our compliance with the REIT income and quarterly asset requirements also depends upon our ability to successfully manage the composition of our income and assets on an ongoing basis. Moreover, the proper classification of one or more of our investments may be uncertain in some circumstances, which could affect the application of the REIT qualification requirements. Accordingly, there can be no assurance that the U.S. Internal Revenue Service (“IRS”) will not contend that our investments violate the REIT requirements.

If we were to fail to qualify as a REIT in any taxable year, we would be subject to U.S. federal income tax, including any applicable alternative minimum tax, on our taxable income at regular corporate rates, and distributions to stockholders would not be deductible by us in computing our taxable income. Any such corporate tax liability could be substantial and would reduce the amount of cash available for distribution to our stockholders, which in turn could have an adverse impact on the value of, and trading prices for, our stock. Unless entitled to relief under certain provisions of the Internal Revenue Code, we also would be disqualified from taxation as a REIT for the four taxable years following the year during which we initially ceased to qualify as a REIT. The rule against re-electing REIT status following a loss of such status would also apply to us if Newcastle fails to qualify as a REIT, and we are treated as a successor to Newcastle for U.S. federal income tax purposes. Although, as described under the heading “Certain Relationships and Transactions with Related Persons, Affiliates and Affiliated Entities,” Newcastle has (i) represented in the separation and distribution agreement that it entered into with us on April 26, 2013 (the “Separation and Distribution Agreement”) that it has no knowledge of any fact or circumstance that would cause us to fail to qualify as a REIT and (ii) covenanted in the Separation and Distribution Agreement to use its reasonable best efforts to maintain its REIT status for each of Newcastle’s taxable years ending on or before December 31, 2014 (unless Newcastle obtains an opinion from a nationally recognized tax counsel or a private letter ruling from the IRS to the effect that Newcastle’s failure to maintain its REIT status will not cause us to fail to qualify as a REIT under the successor REIT rule referred to above), no assurance can be given that such representation and covenant would prevent us from failing to qualify as a REIT. Although, in the event of a breach, we may be able to seek damages from Newcastle, there can be no assurance that such damages, if any, would appropriately compensate us. In addition, if Newcastle were to fail to qualify as a REIT despite its reasonable best efforts, we would have no claim against Newcastle.

#### **Our failure to qualify as a REIT would cause our stock to be delisted from the NYSE.**

The NYSE requires, as a condition to the listing of our shares, that we maintain our REIT status. Consequently, if we fail to maintain our REIT status, our shares would promptly be delisted from the NYSE, which would decrease the trading activity of such shares. This could make it difficult to sell shares and would likely cause the market volume of the shares trading to decline.

If we were delisted as a result of losing our REIT status and desired to relist our shares on the NYSE, we would have to reapply to the NYSE to be listed as a domestic corporation. As the NYSE’s listing standards for REITs are less onerous than its standards for domestic corporations, it would be more difficult for us to become a listed company under these heightened standards. We might not be able to satisfy the NYSE’s listing standards for a domestic corporation. As a result, if we were delisted from the NYSE, we might not be able to relist as a domestic corporation, in which case our shares could not trade on the NYSE.

#### **The failure of assets subject to repurchase agreements to qualify as real estate assets could adversely affect our ability to qualify as a REIT.**

We enter into financing arrangements that are structured as sale and repurchase agreements pursuant to which we nominally sell certain of our assets to a counterparty and simultaneously enter into an agreement to repurchase these assets at a later date in exchange for a purchase price. Economically, these agreements are financings that are secured by the assets sold pursuant thereto. We believe that, for purposes of the REIT asset and income tests, we should be treated as the owner of the assets that are the subject of any such sale and repurchase agreement, notwithstanding that those agreements generally transfer record ownership of the assets to the counterparty during the term of the agreement. It is possible, however, that the IRS could assert that we did not own the assets during the term of the sale and repurchase agreement, in which case we might fail to qualify as a REIT.

**The failure of our Excess MSRs to qualify as real estate assets or the income from our Excess MSRs to qualify as mortgage interest could adversely affect our ability to qualify as a REIT.**

We have received from the IRS a private letter ruling substantially to the effect that our Excess MSRs represent interests in mortgages on real property and thus are qualifying “real estate assets” for purposes of the REIT asset test, which generate income that qualifies as interest on obligations secured by mortgages on real property for purposes of the REIT income test. The ruling is based on, among other things, certain assumptions as well as on the accuracy of certain factual representations and statements that we and Newcastle have made to the IRS. If any of the representations or statements that we have made in connection with the private letter ruling, are, or become, inaccurate or incomplete in any material respect with respect to one or more Excess MSR investments, or if we acquire an Excess MSR investment with terms that are not consistent with the terms of the Excess MSR investments described in the private letter ruling, then we will not be able to rely on the private letter ruling. If we are unable to rely on the private letter ruling with respect to an Excess MSR investment, the IRS could assert that such Excess MSR investments do not qualify under the REIT asset and income tests, and if successful, we might fail to qualify as a REIT.

**Dividends payable by REITs do not qualify for the reduced tax rates available for some dividends.**

Dividends payable to domestic stockholders that are individuals, trusts, and estates are generally taxed at reduced tax rates. Dividends payable by REITs, however, generally are not eligible for the reduced rates. The more favorable rates applicable to regular corporate dividends could cause investors who are individuals, trusts and estates to perceive investments in REITs to be relatively less attractive than investments in the stocks of non-REIT corporations that pay dividends, which could adversely affect the value of the stock of REITs, including our common stock. In addition, the relative attractiveness of real estate in general may be adversely affected by the favorable tax treatment given to non-REIT corporate dividends, which could affect the value of our real estate assets negatively.

**Qualifying as a REIT involves highly technical and complex provisions of the Internal Revenue Code.**

Qualification as a REIT involves the application of highly technical and complex Internal Revenue Code provisions for which only limited judicial and administrative authorities exist. Even a technical or inadvertent violation could jeopardize our REIT qualification. Our qualification as a REIT will depend on our satisfaction of certain asset, income, organizational, distribution, stockholder ownership and other requirements on a continuing basis. Compliance with these requirements must be carefully monitored on a continuing basis. Monitoring and managing our REIT compliance has become challenging due to the increased size and complexity of the assets in our portfolio, a meaningful portion of which are not qualifying REIT assets. There can be no assurance that our Manager’s personnel responsible for doing so will be able to successfully monitor our compliance or maintain our REIT status.

**REIT distribution requirements could adversely affect our liquidity and our ability to execute our business plan.**

We generally must distribute annually at least 90% of our REIT taxable income, excluding any net capital gain, in order for corporate income tax not to apply to earnings that we distribute. We intend to make distributions to our stockholders to comply with the REIT requirements of the Internal Revenue Code. However, differences in timing between the recognition of taxable income and the actual receipt of cash could require us to sell assets or borrow funds on a short-term or long-term basis to meet the 90% distribution requirement of the Internal Revenue Code. Certain of our assets may generate substantial mismatches between taxable income and available cash. As a result, the requirement to distribute a substantial portion of our net taxable income could cause us to: (i) sell assets in adverse market conditions; (ii) borrow on unfavorable terms; (iii) distribute amounts that would otherwise be invested in future acquisitions, capital expenditures or repayment of debt; or (iv) make taxable distributions of our capital stock or debt securities in order to comply with REIT requirements. Further, amounts distributed will not be available to fund investment activities. If we fail to obtain debt or equity capital in the future, it could limit our ability to satisfy our liquidity needs, which could adversely affect the value of our common stock.

**We may be required to report taxable income for certain investments in excess of the economic income we ultimately realize from them.**

Based on IRS guidance concerning the classification of Excess MSR, we intend to treat our Excess MSR as ownership interests in the interest payments made on the underlying mortgage loans, akin to an “interest only” strip. Under this treatment, for purposes of determining the amount and timing of taxable income, each Excess MSR is treated as a bond that was issued with original issue discount on the date we acquired such Excess MSR. In general, we will be required to accrue original issue discount based on the constant yield to maturity of each Excess MSR, and to treat such original issue discount as taxable income in accordance with the applicable U.S. federal income tax rules. The constant yield of an Excess MSR will be determined, and we will be taxed, based on a prepayment assumption regarding future payments due on the mortgage loans underlying the Excess MSR. If the mortgage loans underlying an Excess MSR prepay at a rate different than that under the prepayment assumption, our recognition of original issue discount will be either increased or decreased depending on the circumstances. Thus, in a particular taxable year, we may be required to accrue an amount of income in respect of an Excess MSR that exceeds the amount of cash collected in respect of that Excess MSR. Furthermore, it is possible that, over the life of the investment in an Excess MSR, the total amount we pay for, and accrue with respect to, the Excess MSR may exceed the total amount we collect on such Excess MSR. No assurance can be given that we will be entitled to a deduction for such excess, meaning that we may be required to recognize “phantom income” over the life of an Excess MSR.

Other debt instruments that we may acquire, including consumer loans, may be issued with, or treated as issued with, original issue discount. Those instruments would be subject to the original issue discount accrual and income computations that are described above with regard to Excess MSR.

We may acquire debt instruments in the secondary market for less than their face amount. The discount at which such debt instruments are acquired may reflect doubts about their ultimate collectability rather than current market interest rates. The amount of such discount will nevertheless generally be treated as “market discount” for U.S. federal income tax purposes. Accrued market discount is reported as income when, and to the extent that, any payment of principal of the debt instrument is made. If we collect less on the debt instrument than our purchase price plus the market discount we had previously reported as income, we may not be able to benefit from any offsetting loss deductions.

In addition, we may acquire debt instruments that are subsequently modified by agreement with the borrower. If the amendments to the outstanding instrument are “significant modifications” under the applicable Treasury regulations, the modified instrument will be considered to have been reissued to us in a debt-for-debt exchange with the borrower. In that event, we may be required to recognize taxable gain to the extent the principal amount of the modified instrument exceeds our adjusted tax basis in the unmodified instrument, even if the value of the instrument or the payment expectations have not changed. Following such a taxable modification, we would hold the modified loan with a cost basis equal to its principal amount for U.S. federal tax purposes.

Finally, in the event that any debt instruments acquired by us are delinquent as to mandatory principal and interest payments, or in the event payments with respect to a particular instrument are not made when due, we may nonetheless be required to continue to recognize the unpaid interest as taxable income as it accrues, despite doubt as to its ultimate collectability. Similarly, we may be required to accrue interest income with respect to debt instruments at the stated rate regardless of whether corresponding cash payments are received or are ultimately collectible. In each case, while we would in general ultimately have an offsetting loss deduction available to us when such interest was determined to be uncollectible, the utility of that deduction could depend on our having taxable income of an appropriate character in that later year or thereafter.

In any event, if our investments generate more taxable income than cash in any given year, we may have difficulty satisfying our annual REIT distribution requirement.

**We may be unable to generate sufficient revenue from operations to pay our operating expenses and to pay distributions to our stockholders.**

As a REIT, we are generally required to distribute at least 90% of our REIT taxable income (determined without regard to the dividends paid deduction and not including net capital losses) each year to our stockholders. To qualify for the tax benefits accorded to REITs, we intend to make distributions to our stockholders in amounts such that we distribute all or substantially all of our net taxable income each year, subject to certain adjustments. However, our ability to make distributions may be adversely affected by the risk factors described herein.

**The stock ownership limit imposed by the Internal Revenue Code for REITs and our certificate of incorporation may inhibit market activity in our stock and restrict our business combination opportunities.**

In order for us to maintain our qualification as a REIT under the Internal Revenue Code, not more than 50% in value of our outstanding stock may be owned, directly or indirectly, by five or fewer individuals (as defined in the Internal Revenue Code to include certain entities) at any time during the last half of each taxable year after our first taxable year. Our certificate of incorporation, with certain exceptions, authorizes our board of directors to take the actions that are necessary and desirable to preserve our qualification as a REIT. Stockholders are generally restricted from owning more than 9.8% by value or number of shares, whichever is more restrictive, of our outstanding shares of common stock, or 9.8% by value or number of shares, whichever is more restrictive, of our outstanding shares of capital stock. Our board may grant an exemption in its sole discretion, subject to such conditions, representations and undertakings as it may determine in its sole discretion. These ownership limits could delay or prevent a transaction or a change in our control that might involve a premium price for our common stock or otherwise be in the best interest of our stockholders.

**Even if we remain qualified as a REIT, we may face other tax liabilities that reduce our cash flow.**

Even if we remain qualified for taxation as a REIT, we may be subject to certain federal, state and local taxes on our income and assets, including taxes on any undistributed income, tax on income from some activities conducted as a result of a foreclosure, and state or local income, property and transfer taxes. Moreover, if a REIT distributes less than 85% of its taxable income to its stockholders during any calendar year (including any distributions declared by the last day of the calendar year but paid in the subsequent year), then it is required to pay an excise tax on 4% of any shortfall between the required 85% and the amount that was actually distributed. Any of these taxes would decrease cash available for distribution to our stockholders. In addition, in order to meet the REIT qualification requirements, or to avert the imposition of a 100% tax that applies to certain gains derived by a REIT from dealer property or inventory, we currently hold some of our assets through TRSs, such as our investment in servicer advances. Such subsidiaries will be subject to corporate level income tax at regular rates.

**Complying with the REIT requirements may negatively impact our investment returns or cause us to forego otherwise attractive opportunities, liquidate assets or contribute assets to a TRS.**

To qualify as a REIT for U.S. federal income tax purposes, we must continually satisfy tests concerning, among other things, the sources of our income, the nature and diversification of our assets, the amounts we distribute to our stockholders and the ownership of our stock. As a result of these tests, we may be required to make distributions to stockholders at disadvantageous times or when we do not have funds readily available for distribution, forego otherwise attractive investment opportunities, liquidate assets in adverse market conditions or contribute assets to a TRS that is subject to regular corporate federal income tax. Our ability to acquire Excess MSRs, servicer advances and other investments will be subject to the applicable REIT qualification tests, and we may have to hold these interests through TRSs, which would negatively impact our returns from these assets. In general, compliance with the REIT requirements may hinder our ability to make and retain certain attractive investments.

**Complying with the REIT requirements may limit our ability to hedge effectively.**

The existing REIT provisions of the Internal Revenue Code may substantially limit our ability to hedge our operations because a significant amount of the income from those hedging transactions is likely to be treated as non-qualifying income for purposes of both REIT gross income tests. In addition, we must limit our aggregate income from non-qualified hedging transactions, from our provision of services and from other non-qualifying sources, to less than 5% of our annual gross income (determined without regard to gross income from qualified hedging transactions).

As a result, we may have to limit our use of certain hedging techniques or implement those hedges through TRSs. This could result in greater risks associated with changes in interest rates than we would otherwise want to incur or could increase the cost of our hedging activities. If we fail to comply with these limitations, we could lose our REIT qualification for U.S. federal income tax purposes, unless our failure was due to reasonable cause, and not due to willful neglect, and we meet certain other technical requirements. Even if our failure were due to reasonable cause, we might incur a penalty tax.

**Distributions to tax-exempt investors may be classified as unrelated business taxable income.**

Neither ordinary nor capital gain distributions with respect to our stock nor gain from the sale of stock should generally constitute unrelated business taxable income to a tax-exempt investor. However, there are certain exceptions to this rule. In particular:

- part of the income and gain recognized by certain qualified employee pension trusts with respect to our stock may be treated as unrelated business taxable income if shares of our stock are predominantly held by qualified employee pension trusts, and we are required to rely on a special look-through rule for purposes of meeting one of the REIT ownership tests, and we are not operated in a manner to avoid treatment of such income or gain as unrelated business taxable income;
- part of the income and gain recognized by a tax-exempt investor with respect to our stock would constitute unrelated business taxable income if the investor incurs debt in order to acquire the stock; and
- to the extent that we are (or a part of us, or a disregarded subsidiary of ours, is) a “taxable mortgage pool,” or if we hold residual interests in a real estate mortgage investment conduit (“REMIC”), a portion of the distributions paid to a tax-exempt stockholder that is allocable to excess inclusion income may be treated as unrelated business taxable income.

**The “taxable mortgage pool” rules may increase the taxes that we or our stockholders may incur, and may limit the manner in which we effect future securitizations.**

We may enter into securitization or other financing transactions that result in the creation of taxable mortgage pools for U.S. federal income tax purposes. As a REIT, so long as we own 100% of the equity interests in a taxable mortgage pool, we would generally not be adversely affected by the characterization of a securitization as a taxable mortgage pool. Certain categories of stockholders, however, such as foreign stockholders eligible for treaty or other benefits, stockholders with net operating losses, and certain tax-exempt stockholders that are subject to unrelated business income tax, could be subject to increased taxes on a portion of their dividend income from us that is attributable to the taxable mortgage pool. In addition, to the extent that our stock is owned by tax-exempt “disqualified organizations,” such as certain government-related entities and charitable remainder trusts that are not subject to tax on unrelated business income, we could incur a corporate level tax on a portion of our income from the taxable mortgage pool. In that case, we might reduce the amount of our distributions to any disqualified organization whose stock ownership gave rise to the tax. Moreover, we may be precluded from selling equity interests in these securitizations to outside investors, or selling any debt securities issued in connection with these securitizations that might be considered to be equity interests for tax purposes. These limitations may prevent us from using certain techniques to maximize our returns from securitization transactions.

**Uncertainty exists with respect to the treatment of TBAs for purposes of the REIT asset and income tests.**

We purchase and sell Agency RMBS through TBAs and recognize income or gains from the disposition of those TBAs, through dollar roll transactions or otherwise. In a dollar roll transaction, we exchange an existing TBA for another TBA with a different settlement date. There is no direct authority with respect to the qualification of TBAs as real estate assets or U.S. Government securities for purposes of the 75% asset test or the qualification of income or gains from dispositions of TBAs as gains from the sale of real property (including interests in real property and interests in mortgages on real property) or other qualifying income for purposes of the 75% gross income test.

For a particular taxable year, we would treat such TBAs as qualifying assets for purposes of the REIT asset tests, and income and gains from such TBAs as qualifying income for purposes of the 75% gross income test, to the extent set forth in an opinion from Skadden, Arps, Slate, Meagher & Flom LLP substantially to the effect that (i) for purposes of the REIT asset tests, our ownership of a TBA should be treated as ownership of the underlying Agency RMBS, and (ii) for purposes of the 75% REIT gross income test, any gain recognized by us in connection with the settlement of such TBAs should be treated as gain from the sale or disposition of the underlying Agency RMBS. Opinions of counsel are not binding on the IRS, and no assurance can be given that the IRS would not successfully challenge the conclusions set forth in such opinions. In addition, it must be emphasized that any opinion of Skadden, Arps, Slate, Meagher & Flom LLP would be based on various assumptions relating to any TBAs that we enter into and would be conditioned upon fact-based representations and covenants made by our management regarding such TBAs. No assurance can be given that the IRS would not assert that such assets or income are not qualifying assets or income. If the IRS were to successfully challenge any conclusions of Skadden, Arps, Slate, Meagher & Flom LLP, we could be subject to a penalty tax or we could fail to qualify as a REIT if a sufficient portion of our assets consists of TBAs or a sufficient portion of our income consists of income or gains from the disposition of TBAs.

**The tax on prohibited transactions will limit our ability to engage in transactions which would be treated as prohibited transactions for U.S. federal income tax purposes.**

Net income that we derive from a prohibited transaction is subject to a 100% tax. The term “prohibited transaction” generally includes a sale or other disposition of property (including mortgage loans, but other than foreclosure property, as discussed below) that is held primarily for sale to customers in the ordinary course of our trade or business. We might be subject to this tax if we were to dispose of or securitize loans or Excess MSR in a manner that was treated as a prohibited transaction for U.S. federal income tax purposes.

We intend to conduct our operations so that no asset that we own (or are treated as owning) will be treated as, or as having been, held for sale to customers, and that a sale of any such asset will not be treated as having been in the ordinary course of our business. As a result, we may choose not to engage in certain sales of loans or Excess MSR at the REIT level, and may limit the structures we utilize for our securitization transactions, even though the sales or structures might otherwise be beneficial to us. In addition, whether property is held “primarily for sale to customers in the ordinary course of a trade or business” depends on the particular facts and circumstances. No assurance can be given that any property that we sell will not be treated as property held for sale to customers, or that we can comply with certain safe-harbor provisions of the Internal Revenue Code that would prevent such treatment. The 100% prohibited transaction tax does not apply to gains from the sale of property that is held through a TRS or other taxable corporation, although such income will be subject to tax in the hands of the corporation at regular corporate rates. We intend to structure our activities to prevent prohibited transaction characterization.

**New legislation or administrative or judicial action, in each instance potentially with retroactive effect, could make it more difficult or impossible for us to qualify as a REIT.**

The present U.S. federal income tax treatment of REITs may be modified, possibly with retroactive effect, by legislative, judicial or administrative action at any time, which could affect the U.S. federal income tax treatment of an investment in us. The U.S. federal income tax rules dealing with REITs constantly are under review by persons involved in the legislative process, the IRS and the U.S. Treasury Department, which results in statutory changes as well as frequent revisions to regulations and interpretations. Revisions in U.S. federal tax laws and interpretations thereof could affect or cause us to change our investments and commitments and affect the tax considerations of an investment in us.

**Liquidation of assets may jeopardize our REIT qualification or create additional tax liability for us.**

To qualify as a REIT, we must comply with requirements regarding the composition of our assets and our sources of income. If we are compelled to liquidate our investments to repay obligations to our lenders, we may be unable to comply with these requirements, ultimately jeopardizing our qualification as a REIT, or we may be subject to a 100% tax on any resultant gain if we sell assets that are treated as dealer property or inventory.

*Risks Related to our Common Stock*

**There can be no assurance that the market for our stock will provide you with adequate liquidity.**

Our common stock began trading (on a when issued basis) on the NYSE on May 2, 2013. There can be no assurance that an active trading market for our common stock will develop or be sustained in the future, and the market price of our common stock may fluctuate widely, depending upon many factors, some of which may be beyond our control. These factors include, without limitation:

- a shift in our investor base;
- our quarterly or annual earnings, or those of other comparable companies;
- actual or anticipated fluctuations in our operating results;
- changes in accounting standards, policies, guidance, interpretations or principles;
- announcements by us or our competitors of significant investments, acquisitions or dispositions;
- the failure of securities analysts to cover our common stock;
- changes in earnings estimates by securities analysts or our ability to meet those estimates;
- market performance of affiliates and other counterparties with whom we conduct business;
- the operating and stock price performance of other comparable companies;
- overall market fluctuations; and
- general economic conditions.

Stock markets in general have experienced volatility that has often been unrelated to the operating performance of a particular company. These broad market fluctuations may adversely affect the trading price of our common stock.

**Sales or issuances of shares of our common stock could adversely affect the market price of our common stock.**

Sales of substantial amounts of shares of our common stock in the public market, or the perception that such sales might occur, could adversely affect the market price of our common stock. The issuance of our common stock in connection with property, portfolio or business acquisitions or the exercise of outstanding stock options or otherwise could also have an adverse effect on the market price of our common stock. We have filed a registration statement to sell common stock in a public offering in the future, which registration statement is not yet effective.

**Failure to maintain effective internal control over financial reporting in accordance with Section 404 of the Sarbanes-Oxley Act could have a material adverse effect on our business and stock price.**

As a public company, we are required to maintain effective internal control over financial reporting in accordance with Section 404 of the Sarbanes-Oxley Act. Internal control over financial reporting is complex and may be revised over time to adapt to changes in our business, or changes in applicable accounting rules. We have made investments through joint ventures, and accounting for such investments can increase the complexity of maintaining effective internal control over financial reporting. We cannot assure you that our internal control over financial reporting will be effective in the future or that a material weakness will not be discovered with respect to a prior period for which we had previously believed that internal controls were effective. If we are not able to maintain or document effective internal control over financial reporting, our independent registered public accounting firm will not be able to certify as to the effectiveness of our internal control over financial reporting. Matters impacting our internal controls may cause us to be unable to report our financial information on a timely basis, or may cause us to restate previously issued financial information, and thereby subject us to adverse regulatory consequences, including sanctions or investigations by the SEC, or violations of applicable stock exchange listing rules. There could also be a negative reaction in the financial markets due to a loss of investor confidence in us and the reliability of our financial statements. Confidence in the reliability of our financial statements is also likely to suffer if we or our independent registered public accounting firm reports a material weakness in our internal control over financial reporting. This could materially adversely affect us by, for example, leading to a decline in our share price and impairing our ability to raise capital.

**Your percentage ownership in us may be diluted in the future.**

Your percentage ownership in us may be diluted in the future because of equity awards that we expect will be granted to our Manager, to the directors, officers and employees of our Manager who perform services for us, and to our directors, officers and employees, as well as other equity instruments such as debt and equity financing. Our board of directors has approved a Nonqualified Stock Option and Incentive Award Plan (the "Plan"), which provides for the grant of equity-based awards, including restricted stock, stock options, stock appreciation rights ("SARs"), performance awards, tandem awards and other equity-based and non-equity based awards, in each case to our Manager, to the directors, officers, employees, service providers, consultants and advisor of our Manager who perform services for us, and to our directors, officers, employees, service providers, consultants and advisors. We reserved 30,000,000 shares of our common stock for issuance under the Plan. On the first day of each fiscal year beginning during the ten-year term of the Plan and in and after calendar year 2014, that number will be increased by a number of shares of our common stock equal to 10% of the number of shares of our common stock newly issued by us during the immediately preceding fiscal year (and, in the case of fiscal year 2013, after the effective date of the Plan). For a more detailed description of the Plan, see "Market for Registrant's Common Equity, Related Stockholder Matters, and Issuer Purchases of Equity Securities." In connection with any offering of our common stock, we will issue to our Manager options to purchase shares of our common stock, representing 10% of the number of shares being offered. Our board of directors may also determine to issue options to the Manager that are not subject to the Plan, provided that the number of shares underlying any options granted to the Manager in connection with capital raising efforts would not exceed 10% of the shares sold in such offering and would be subject to NYSE rules.

**We may incur or issue debt or issue equity, which may negatively affect the market price of our common stock.**

We may in the future incur or issue debt or issue equity or equity-related securities. Upon our liquidation, lenders and holders of our debt and holders of our preferred stock (if any) would receive a distribution of our available assets before common stockholders. Any future incurrence or issuance of debt would increase our interest cost and could adversely affect our results of operations and cash flows. We are not required to offer any additional equity securities to existing common stockholders on a preemptive basis. Therefore, additional issuances of common stock, directly or through convertible or exchangeable securities (including limited partnership interests in our operating partnership), warrants or options, will dilute the holdings of our existing common stockholders and such issuances, or the perception of such issuances, may reduce the market price of our common stock. Any preferred stock issued by us would likely have a preference on distribution payments, periodically or upon liquidation, which could eliminate or otherwise limit our ability to make distributions to common stockholders. Because our decision to incur or issue debt or issue equity or equity-related securities in the future will depend on market conditions and other factors beyond our control, we cannot predict or estimate the amount, timing, nature or success of our future capital raising efforts. Thus, common stockholders bear the risk that our future incurrence or issuance of debt or issuance of equity or equity-related securities will adversely affect the market price of our common stock.



**We have not established a minimum distribution payment level and we cannot assure you of our ability to pay distributions in the future.**

We intend to make quarterly distributions of all or substantially all of our REIT taxable income to holders of our common stock out of assets legally available therefor. We have not established a minimum distribution payment level and our ability to pay distributions may be adversely affected by a number of factors, including the risk factors described in this report. Any distributions will be authorized by our board of directors and declared by us based upon a number of factors, including actual results of operations, liquidity and financial condition, restrictions under Delaware law or applicable financing covenants, our taxable income, the annual distribution requirements under the REIT provisions of the Internal Revenue Code, our operating expenses and other factors our directors deem relevant. We cannot assure you that we will achieve investment results that will allow us to make a specified level of cash distributions or year-to-year increases in cash distributions in the future.

Furthermore, while we are required to make distributions in order to maintain our REIT status (as described above under “—Risks Related to our Taxation as a REIT—We may be unable to generate sufficient revenue from operations to pay our operating expenses and to pay distributions to our stockholders”), we may elect not to maintain our REIT status, in which case we would no longer be required to make such distributions. Moreover, even if we do elect to maintain our REIT status, we may elect to comply with the applicable requirements by, after completing various procedural steps, distributing, under certain circumstances, a portion of the required amount in the form of shares of our common stock in lieu of cash. If we elect not to maintain our REIT status or to satisfy any required distributions in shares of common stock in lieu of cash, such action could negatively affect our business, results of operations, liquidity and financial condition as well as the price of our common stock. No assurance can be given that we will pay any dividends on shares of our common stock in the future.

**We may in the future choose to pay dividends in our own stock, in which case you could be required to pay income taxes in excess of the cash dividends you receive.**

We may in the future distribute taxable dividends that are payable in cash and shares of our common stock at the election of each stockholder. Taxable stockholders receiving such dividends will be required to include the full amount of the dividend as ordinary income to the extent of our current and accumulated earnings and profits for federal income tax purposes. As a result, stockholders may be required to pay income taxes with respect to such dividends in excess of the cash dividends received. If a U.S. stockholder sells the stock that it receives as a dividend in order to pay this tax, the sale proceeds may be less than the amount included in income with respect to the dividend, depending on the market price of our stock at the time of the sale. Furthermore, with respect to certain non-U.S. stockholders, we may be required to withhold U.S. tax with respect to such dividends, including in respect of all or a portion of such dividend that is payable in stock. In addition, if a significant number of our stockholders determine to sell shares of our common stock in order to pay taxes owed on dividends, it may put downward pressure on the trading price of our common stock.

It is unclear whether and to what extent we will be able to pay taxable dividends in cash and stock in later years. Moreover, various aspects of such a taxable cash/stock dividend are uncertain and have not yet been addressed by the IRS. No assurance can be given that the IRS will not impose additional requirements in the future with respect to taxable cash/stock dividends, including on a retroactive basis, or assert that the requirements for such taxable cash/stock dividends have not been met.

**An increase in market interest rates may have an adverse effect on the market price of our common stock.**

One of the factors that investors may consider in deciding whether to buy or sell shares of our common stock is our distribution rate as a percentage of our share price relative to market interest rates. If the market price of our common stock is based primarily on the earnings and return that we derive from our investments and income with respect to our investments and our related distributions to stockholders, and not from the market value of the investments themselves, then interest rate fluctuations and capital market conditions will likely affect the market price of our common stock. For instance, if market interest rates rise without an increase in our distribution rate, the market price of our common stock could decrease as potential investors may require a higher distribution yield on our common stock or seek other securities paying higher distributions or interest. In addition, rising interest rates would result in increased interest expense on our variable rate debt, thereby adversely affecting cash flow and our ability to service our indebtedness and pay distributions.

**Provisions in our certificate of incorporation and bylaws and of Delaware law may prevent or delay an acquisition of our company, which could decrease the trading price of our common stock.**

Our certificate of incorporation, bylaws and Delaware law contain provisions that are intended to deter coercive takeover practices and inadequate takeover bids by making such practices or bids unacceptably expensive to the raider and to encourage prospective acquirers to negotiate with our board of directors rather than to attempt a hostile takeover. These provisions include, among others:

- a classified board of directors with staggered three-year terms;
- provisions regarding the election of directors, classes of directors, the term of office of directors, the filling of director vacancies and the resignation and removal of directors for cause only upon the affirmative vote of at least 80% of the then issued and outstanding shares of our capital stock entitled to vote thereon;
- provisions regarding corporate opportunity only upon the affirmative vote of at least 80% of the then issued and outstanding shares of our capital stock entitled to vote thereon;
- removal of directors only for cause and only with the affirmative vote of at least 80% of the then issued and outstanding shares of our capital stock entitled to vote in the election of directors;
- our board of directors to determine the powers, preferences and rights of our preferred stock and to issue such preferred stock without stockholder approval;
- advance notice requirements applicable to stockholders for director nominations and actions to be taken at annual meetings;
- a prohibition, in our certificate of incorporation, stating that no holder of shares of our common stock will have cumulative voting rights in the election of directors, which means that the holders of a majority of the issued and outstanding shares of common stock can elect all the directors standing for election; and
- a requirement in our bylaws specifically denying the ability of our stockholders to consent in writing to take any action in lieu of taking such action at a duly called annual or special meeting of our stockholders.

Public stockholders who might desire to participate in these types of transactions may not have an opportunity to do so, even if the transaction is considered favorable to stockholders. These anti-takeover provisions could substantially impede the ability of public stockholders to benefit from a change in control or a change in our management and board of directors and, as a result, may adversely affect the market price of our common stock and your ability to realize any potential change of control premium.

**ERISA may restrict investments by plans in our common stock.**

A plan fiduciary considering an investment in our common stock should consider, among other things, whether such an investment is consistent with the fiduciary obligations under the Employee Retirement Income Security Act of 1974, as amended (“ERISA”), including whether such investment might constitute or give rise to a prohibited transaction under ERISA, the Internal Revenue Code or any substantially similar federal, state or local law and, if so, whether an exemption from such prohibited transaction rules is available.

**Item 1B. Unresolved Staff Comments**

Not Applicable.

**Item 2. Properties.**

None.

**Item 3. Legal Proceedings.**

From time to time, we are or may be involved in various disputes and litigation matters that arise in the ordinary course of business. We are not party to any material legal proceedings as of the date on which this report is filed.

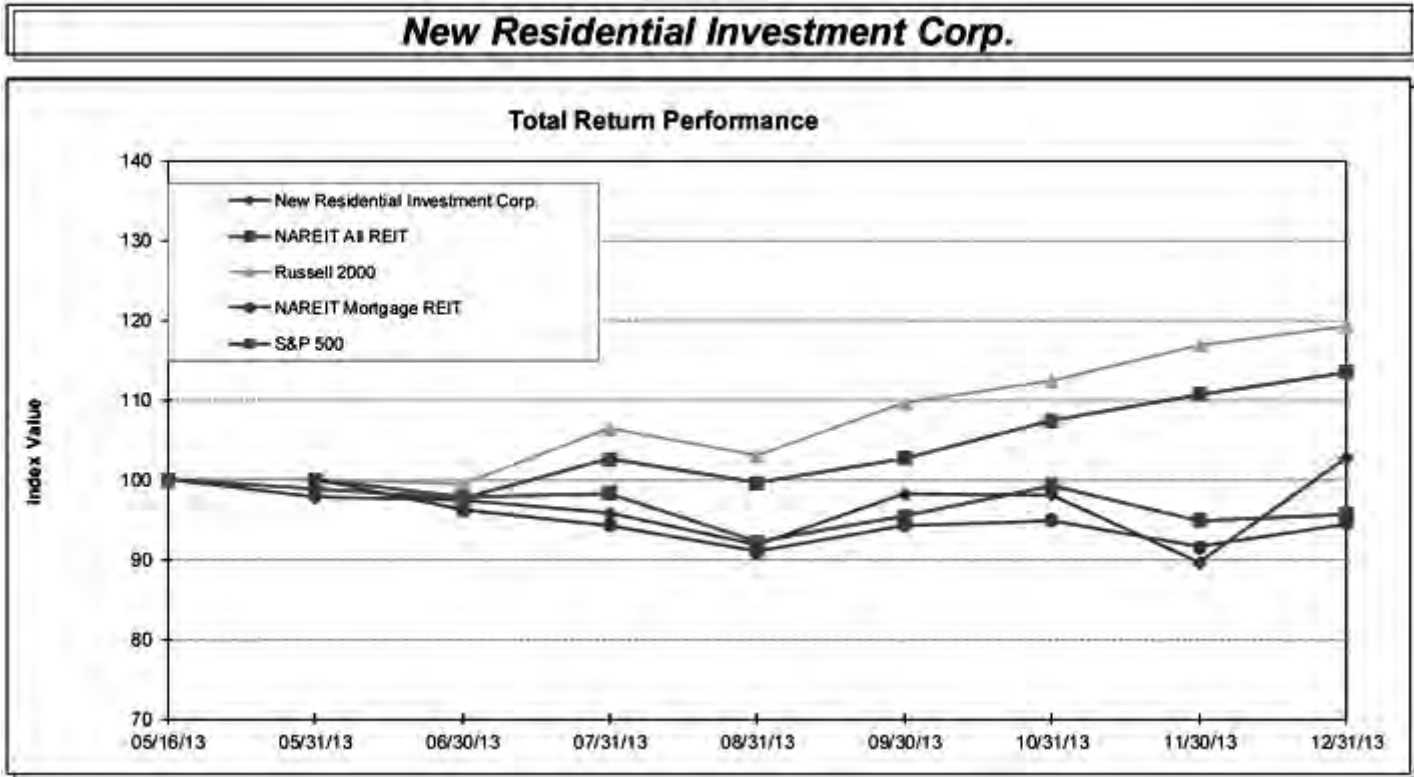
**Item 4. Mine Safety Disclosures.**

None.

## PART II

### Item 5. Market for Registrant’s Common Equity, Related Stockholder Matters, and Issuer Purchases of Equity Securities.

The following graph compares the cumulative total return for our common stock (stock price change plus reinvested dividends) with the comparable return of four indices: NAREIT All REIT, Russell 2000, NAREIT Mortgage REIT, and S&P 500. The graph assumes an investment of \$100 in our common stock and in each of the indices on May 16, 2013 and that all dividends were reinvested. The past performance of our common stock is not an indication of future performance.



Index	Period Ending								
	05/16/13	05/31/13	06/30/13	07/31/13	08/31/13	09/30/13	10/31/13	11/30/13	12/31/13
New Residential Investment Corp.	100.00	97.71	97.34	95.75	91.70	98.17	98.02	89.57	102.76
NAREIT All REIT		100.00	97.72	98.24	92.12	95.39	99.26	94.88	95.68
Russell 2000	100.00	99.93	99.41	106.37	102.99	109.56	112.32	116.82	119.12
NAREIT Mortgage REIT		100.00	96.13	94.21	90.93	94.28	94.82	91.50	94.42
S&P 500	100.00	98.87	97.55	102.51	99.54	102.66	107.38	110.65	113.45

We have one class of common stock, which has been listed on the New York Stock Exchange (NYSE) under the symbol “NRZ” since May 2, 2013 on a “when issued” basis, and has been traded since our spin-off from Newcastle on May 15, 2013. The following table sets forth, for the periods indicated, the high, low and last sale prices in U.S. dollars on the NYSE for our common stock and the distributions we declared with respect to the periods indicated.

2013	High	Low	Last Sale	Distributions Declared
Second Quarter (A)	\$7.14	\$5.85	\$6.74	\$ 0.070
Third Quarter	\$6.99	\$5.89	\$6.62	\$ 0.175
Fourth Quarter (B)	\$7.02	\$5.79	\$6.68	\$ 0.250

- (A) The second quarter distribution reflects forty-five days of earnings generated following the completion of our spin-off from Newcastle on May 15, 2013.  
(B) Includes a fourth quarter distribution of \$0.175 per common share and a special cash distribution of \$0.075 per common share.

We may declare quarterly distributions on our common stock. No assurance, however, can be given that any future distributions will be made or, if made, as to the amounts or timing of any future distributions as such distributions are subject to our earnings, financial condition, liquidity, capital requirements, REIT requirements and such other factors as our board of directors deems relevant.

On March 17, 2014, the closing sale price for our common stock, as reported on the NYSE, was \$6.69. As of March 17, 2014, there were approximately 44 record holders of our common stock. This figure does not reflect the beneficial ownership of shares held in nominee name.

#### *Nonqualified Stock Option and Incentive Award Plan*

On May 15, 2013, New Residential's board of directors adopted the Plan. The Plan is intended to facilitate the use of long-term equity-based awards and incentives for the benefit of the service providers to New Residential and its Manager. All outstanding options granted under the Plan will be subject to the terms and conditions set forth in the agreements evidencing such options and the terms of the Plan. The maximum number of shares available for issuance in the aggregate over the ten-year term of the Plan is 30,000,000 shares. New Residential's board of directors may also determine to issue options to the Manager that are not subject to the Plan, provided that the number of shares underlying any options granted to the Manager in connection with capital raising efforts would not exceed 10% of the shares sold in such offering and would be subject to New York Stock Exchange rules.

In connection with our separation from Newcastle, each Newcastle option held by our Manager or by the directors, officers, employees, service providers, consultants and advisors of our Manager at the date of the distribution of our common stock to Newcastle's stockholders was converted into an adjusted Newcastle option as well as a new New Residential option (a "Converted Option"). On May 15, 2013, we issued a total of 21,457,275 Converted Options. The exercise price of each adjusted Newcastle option and Converted Option was set to collectively maintain the intrinsic value of the Newcastle option immediately prior to the distribution and to maintain the ratio of the exercise price of the adjusted Newcastle option and the Converted Option, respectively, to the fair market value of the underlying shares at the time the distribution was made. The terms and conditions applicable to each such Converted Option was substantially similar to the terms and condition otherwise applicable to the Newcastle option as of the date of distribution. The grant of such Converted Options did not reduce the number of shares of our common stock otherwise available for issuance under the Plan. These options are contractually required to be settled in an amount of cash equal to the excess of the fair market value of a share on the date of exercise over the exercise price per share, unless a majority of the independent members of the board of directors (or, with respect to a tandem award, one of our authorized officers) determines to settle the option in shares. If the option is settled in shares, the independent members of the board of directors or an authorized officer, as applicable, will determine whether the exercise price will be payable in cash, by withholding from shares of our common stock otherwise issuable upon exercise of such option or through another method permitted under the plan.

The following table summarizes the total number of outstanding securities in the incentive plan and the number of securities remaining for future issuance, as well as the weighted average exercise price of all outstanding securities as of December 31, 2013 (adjusted for options which expired unexercised on January 9, 2014).

<u>Plan Category</u>	<u>Number of Securities to be Issued Upon Exercise of Outstanding Options</u>	<u>Weighted Average Exercise Price of Outstanding Options</u>	<u>Number of Securities Remaining Available for Future Issuance Under the 2013 Equity Compensation Plan</u>
<b>Equity Compensation Plans Approved by Security Holders:</b>			
Nonqualified Stock Option and Incentive Award Plan	8,000	\$ 6.79	29,992,000
<b>Total</b>	<u>8,000 (A)</u>	<u>\$ 6.79</u>	<u>29,992,000 (B)</u>
<b>Equity Compensation Plans Not Approved by Security Holders:</b>			
None.			

- (A) The number of securities to be issued upon exercise of outstanding options does not include 20,394,108 Converted Options (with a weighted average exercise price of \$5.11), of which 17,433,638 are held by an affiliate of our Manager, 2,956,470 were granted to our Manager and assigned to certain Fortress employees, and 4,000 were granted to our directors, other than Mr. Edens. The 8,000 shares in the table represent shares granted to our directors, other than Mr. Edens.
- (B) No award shall be granted on or after May 15, 2023 (but awards granted may extend beyond this date). The number of securities remaining available for future issuance is adjusted on the first day of each fiscal year beginning during the ten-year term of the plan and in and after calendar year 2014, by a number of shares of our common stock equal to 10% of the number of shares of our common stock newly issued by us during the immediately preceding fiscal year (and, in the case of fiscal year 2013, after the effective date of the Plan). No adjustment was made on January 1, 2014.

#### **Item 6. Selected Financial Data.**

The selected historical consolidated financial information set forth below as of December 31, 2013, 2012 and 2011 and for the years ended December 31, 2013 and 2012 and the period from December 8, 2011 (commencement of operations) through December 31, 2011, has been derived from our audited historical consolidated financial statements.

The information below should be read in conjunction with Part II, Item 7, “Management’s Discussion and Analysis of Financial Condition and Results of Operations” and our consolidated financial statements and notes thereto included in Part II, Item 8, “Financial Statements and Supplementary Data.”

**Selected Consolidated Financial Information**  
(in thousands, except share and per share data)

	Year Ended December 31,		December 8 through December 31,
	2013	2012	2011
<b>Statement of Income Data</b>			
Interest income	\$ 87,567	\$ 33,759	\$ 1,260
Interest expense	15,024	704	—
Net interest income	72,543	33,055	1,260
Impairment	5,454	—	—
Net interest income after impairment	67,089	33,055	1,260
Other Income	241,008	17,423	367
Operating Expenses	42,474	9,231	913
Income (Loss) Before Income Taxes	265,623	41,247	714
Income tax expense	—	—	—
Net income (loss)	\$ 265,623	\$ 41,247	\$ 714
Noncontrolling interests in income of consolidated subsidiaries	\$ (326)	\$ —	\$ —
Net Income (Loss) Attributable to Common Stockholders	\$ 265,949	\$ 41,247	\$ 714
Net income per share of common stock, basic	\$ 1.05	\$ 0.16	\$ —
Net income per share of common stock, diluted	\$ 1.03	\$ 0.16	\$ —
Weighted average number of shares of common stock outstanding, basic	253,078,048	253,025,645	253,025,645
Weighted average number of shares of common stock outstanding, diluted	257,368,255	253,025,645	253,025,645
Dividends declared per share of common stock	\$ 0.495	\$ —	\$ —

	December 31,		
	2013	2012	2011
<b>Balance Sheet Data</b>			
Investments in:			
Excess mortgage servicing rights, at fair value	\$ 324,151	\$ 245,036	\$ 43,971
Excess mortgage servicing rights, equity method investees, at fair value	352,766	—	—
Servicer advances	2,665,551	—	—
Real estate securities, available-for-sale	1,973,189	289,756	—
Residential mortgage loans, held-for-investment	33,539	—	—
Consumer loans, equity method investees	215,062	—	—
Cash and cash equivalents	271,994	—	—
Total assets	5,958,658	534,876	43,971
Total debt	4,109,329	150,922	—
Total liabilities	4,445,583	156,520	4,163
Total New Residential stockholders' equity	1,265,850	378,356	39,808
Noncontrolling interests in equity of consolidated subsidiaries	247,225	—	—
Total equity	1,513,075	378,356	39,808
<b>Supplemental Balance Sheet Data</b>			
Common shares outstanding	253,197,974		
Book value per share of common stock	\$ 5.00		
<b>Other Data</b>			
Core earnings (A)	\$ 129,997	\$ 37,454	\$ 1,132

- (A) We have four primary variables that impact our operating performance: (i) the current yield earned on our investments, (ii) the interest expense incurred on the debt used to finance our investments, (iii) our operating expenses and (iv) our realized and unrealized gains or losses, including any impairment, on our investments. "Core earnings" is a non-GAAP measure of our operating performance excluding the fourth variable above and adjusting the earnings from the consumer loan investment to a level yield basis. It is used by management to gauge our current performance without taking into account: (i) realized and unrealized gains and losses, which although they represent a part of our recurring operations, are subject to significant variability and are only a potential indicator of future economic performance; (ii) incentive compensation paid to our Manager; and (iii) non-capitalized deal inception costs.

While incentive compensation paid to our Manager may be a material operating expense, we exclude it from core earnings because (i) from time to time, a component of the computation of this expense will relate to items (such as gains or losses) that are excluded from core earnings, and (ii) it is impractical to determine the portion of the expense related to core earnings and non-core earnings, and the type of earnings (loss) that created an excess (deficit) above or below, as applicable, the incentive compensation threshold. To illustrate why it is impractical to determine the portion of incentive compensation expense that should be allocated to core earnings, we note that, as an example, in a given period, we may have core earnings in excess of the incentive compensation threshold but incur losses (which are excluded from core earnings) that reduce total earnings below the incentive compensation threshold. In such case, we would either need to (a) allocate zero incentive compensation expense to core earnings, even though core earnings exceeded the incentive compensation threshold, or (b) assign a "pro forma" amount of incentive compensation expense to core earnings, even though no incentive compensation was actually incurred. We believe that neither of these allocation methodologies achieves a logical result. Accordingly, the exclusion of incentive compensation facilitates comparability between periods and avoids the distortion to our non-GAAP operating measure that would result from the inclusion of incentive compensation that relates to non-core earnings. With regard to non-capitalized deal inception costs, management does not view these costs as part of our core operations. Non-capitalized deal inception costs are generally legal and valuation service costs, as well as other professional service fees, incurred when we acquire certain investments. These costs are recorded as general and administrative expenses in our statements of income.

In the third quarter of 2013, we changed our definition of "core earnings" to exclude incentive compensation paid to our Manager and non-capitalized deal inception costs. The calculation of "core earnings" has been retroactively adjusted for all periods presented. Management believes that the adjustments to compute "core earnings" specified above allow investors and analysts to readily identify the operating performance of the assets that form the core of our activity, assist in comparing the core operating results between periods, and enable investors to evaluate our current performance using the same measure that management uses to operate the business.



Core earnings does not represent cash generated from operating activities in accordance with GAAP and therefore should not be considered an alternative to net income as an indicator of our operating performance or as an alternative to cash flow as a measure of our liquidity and is not necessarily indicative of cash available to fund cash needs. For a further description of the difference between cash flow provided by operations and net income, see “Management’s Discussion and Analysis of Financial Consolidation and Results of Operations—Liquidity and Capital Resources.” Our calculation of core earnings may be different from the calculation used by other companies and, therefore, comparability may be limited. Set forth below is a reconciliation of core earnings to the most directly comparable GAAP financial measure (dollars in thousands):

	Year Ended December 31,		December 8 through December 31,
	2013	2012	2011
Net income (loss) attributable to common stockholders	\$ 265,949	\$ 41,247	\$ 714
Impairment	5,454	—	—
Other Income	(241,008)	(9,023)	(367)
Incentive compensation to affiliate	16,847	—	—
Non-capitalized deal inception costs	5,698	5,230	785
Core earnings of equity method investees:			
Excess mortgage servicing rights	23,361	—	—
Consumer loans	53,696	—	—
<b>Core Earnings</b>	<b>\$ 129,997</b>	<b>\$ 37,454</b>	<b>\$ 1,132</b>

## Item 7. Management’s Discussion and Analysis of Financial Condition and Results of Operations.

Management’s discussion and analysis of financial condition and results of operations is intended to help the reader understand the results of operations and financial condition of New Residential. The following should be read in conjunction with the consolidated financial statements and notes thereto included herein, and with Part I, Item 1A, “Risk Factors.”

### GENERAL

New Residential is a publicly traded REIT primarily focused on investing in residential mortgage related assets. We are externally managed by an affiliate of Fortress. Our goal is to drive strong risk-adjusted returns primarily through investments in servicing related assets, residential securities and loans and other investments including, but not limited to, Excess MSR, servicer advances, real estate securities and real estate loans. New Residential’s investment guidelines are purposefully broad to enable us to make investments in a wide array of assets in diverse markets, including non-real estate related assets such as consumer loans. We generally target assets that generate significant current cash flows and/or have the potential for meaningful capital appreciation. We aim to generate attractive returns for our stockholders without the excessive use of financial leverage.

Our portfolio is currently composed of servicing related assets, residential securities and loans and other investments. Our asset allocation and target assets may change over time, depending on our Manager’s investment decisions in light of prevailing market conditions. The assets in our portfolio are described in more detail below under “—Our Portfolio.”

On May 15, 2013, Newcastle completed the distribution of shares of New Residential to Newcastle stockholders of record as of May 6, 2013. Following the distribution, New Residential is an independent, publicly-traded REIT (NYSE: NRZ).

### MARKET CONSIDERATIONS

Various market factors, which are outside of our control, affect our results of operations and financial condition. One such factor is developments in the U.S. residential housing market, which we believe are generating significant investment opportunities. Since the 2008 financial crisis, the residential mortgage industry has been undergoing major structural changes that are transforming the way mortgages are originated, owned and serviced.

Since 2010, banks have sold or committed to sell MSR's totaling more than \$1 trillion of the approximately \$10 trillion mortgage market. An MSR provides a mortgage servicer with the right to service a pool of mortgages in exchange for a portion of the interest payments made on the underlying mortgages. This amount typically ranges from 25 to 50 bps multiplied by the UPB of the mortgages. Approximately 77% of MSR's were owned by banks as of the fourth quarter of 2013, according to Inside Mortgage Finance. We expect this number to decline as banks face pressure to reduce their MSR exposure as a result of heightened capital reserve requirements under Basel III, regulatory scrutiny and a more challenging servicing environment. As a result, we believe the volume of MSR sales is likely to be substantial for some period of time.

We estimate that MSR's on approximately \$200 – 300 billion of mortgages are currently for sale, which would require a capital investment of approximately \$2 – 3 billion based on current pricing dynamics. We believe many non-bank servicers, who acquire MSR's and are constrained by capital limitations, will continue to sell a portion of the Excess MSR's. We also estimate that approximately \$1 – 2 trillion of MSR's could be sold over the next several years. In addition, approximately \$1.2 trillion of new loans are expected to be created annually, according to the Mortgage Bankers Association. We believe this creates an opportunity to enter into "flow arrangements," whereby loan originators agree to sell Excess MSR's on newly originated loans on a recurring basis (often monthly or quarterly). We believe that MSR's are being sold at a discount to historical pricing levels, although increased competition for these assets has driven prices higher recently. There can be no assurance that any future investment in Excess MSR's will generate returns similar to the returns on our current investments in Excess MSR's.

As of the fourth quarter of 2013, approximately \$7 trillion of the \$10 trillion of residential mortgages outstanding has been securitized, according to Inside Mortgage Finance. Approximately \$6 trillion are Agency RMBS according to Inside Mortgage Finance, which are securities issued or guaranteed by a U.S. Government agency, such as Ginnie Mae, or by a GSE, such as Fannie Mae or Freddie Mac. The balance has been securitized by either public trusts or PLS, and are referred to as Non-Agency RMBS.

Since the financial crisis, there has been significant volatility in the prices for Non-Agency RMBS, which resulted from a widespread contraction in capital available for this asset class, deteriorating housing fundamentals, and an increase in forced selling by institutional investors (often in response to rating agency downgrades). While the prices of these assets have started to recover from their lows, we believe a meaningful gap still exists between current prices and the recovery value of many Non-Agency RMBS. Accordingly, we believe there are opportunities to acquire Non-Agency RMBS at attractive risk-adjusted yields, with the potential for meaningful upside if the U.S. economy and housing market continue to strengthen. We believe the value of existing Non-Agency RMBS may also rise if the number of buyers returns to pre-2007 levels. The primary causes of mark-to-market changes in our RMBS portfolio are changes in interest rates and credit spreads.

Interest rates have risen significantly in recent months and may continue to increase, although the timing of any further increases is uncertain. In periods of rising interest rates, the rates of prepayments and delinquencies with respect to mortgage loans generally decline. Generally, the value of our Excess MSR's is expected to increase when interest rates rise or delinquencies decline, and the value is expected to decrease when interest rates decline or delinquencies increase, due to the effect of changes in interest rates on prepayment speeds and delinquencies. However, prepayment speeds and delinquencies could increase even in the current interest rate environment, as a result of, among other things, a general economic recovery, government programs intended to foster refinancing activity or other reasons, which could reduce the value of our investments. Moreover, the value of our Excess MSR's is subject to a variety of factors, as described under "Risk Factors." In the fourth quarter of 2013, the fair value of our investments in Excess MSR's (directly and through equity method investees) increased by approximately \$8.2 million and the weighted average discount rate of the portfolio remained relatively unchanged at 12.5%.

We do not expect changes in interest rates to have a meaningful impact on the net interest spread of our Agency ARM and Non-Agency portfolios. Our RMBS are primarily floating rate or hybrid (i.e., fixed to floating rate) securities, which we generally finance with floating rate debt. Therefore, while rising interest rates will generally result in a higher cost of financing, they will also result in a higher coupon payable on the securities. The net interest spread on our Agency ARM RMBS portfolio as of December 31, 2013 was 0.94%, which was the same as the net interest spread as of September 30, 2013. The net interest spread on our Non-Agency RMBS portfolio as of December 31, 2013 was 2.83%, compared to 2.85% as of September 30, 2013.

Credit performance also affects the value of our portfolio. Higher rates of delinquency and/or defaults can reduce the value of our Excess MSR, Non-Agency RMBS, Agency RMBS and consumer loan portfolios. For our Excess MSR on Agency portfolios and our Agency RMBS, delinquency and default rates have an effect similar to prepayment rates. Our Excess MSR on Non-Agency RMBS are not affected by delinquency rates because the servicer continues to advance the Excess MSR until a default occurs on the applicable loan; defaults have an effect similar to prepayments. For the Non-Agency RMBS and consumer loans, higher default rates can lead to greater loss of principal.

Credit spreads continued to decrease, or “tighten,” in the fourth quarter of 2013 relative to the first three quarters of 2013, which has had a favorable impact on the value of our securities and loan portfolio. Credit spreads measure the yield relative to a specified benchmark that the market demands on securities and loans based on such assets’ credit risk. For a discussion of the way in which interest rates, credit spreads and other market factors affect us, see “Quantitative and Qualitative Disclosures About Market Risk.”

The value of our consumer loan portfolio is influenced by, among other factors, the U.S. macroeconomic environment, and unemployment rates in particular. We believe that losses are highly correlated to unemployment; therefore, we expect that an improvement in unemployment rates would support the value of our investment, while deterioration in unemployment rates would result in a decline in its value.

## OUR PORTFOLIO

Our portfolio is currently composed of servicing related assets, residential securities and loans and other investments, as described in more detail below. Our asset allocation and target assets may change over time, depending on our Manager’s investment decisions in light of prevailing market conditions. The assets in our portfolio are described in more detail below.

	Outstanding Face Amount	Amortized Cost Basis (A)	Percentage of Total Amortized Cost Basis	Carrying Value	Weighted Average Life (years) (B)
<b>Investments in:</b>					
Excess MSR (C)	\$252,573,092	\$ 586,288	10.7%	\$ 676,917	6.0
Servicer Advances (C)	2,661,130	2,665,551	48.7%	2,665,551	2.7
Agency RMBS	1,314,130	1,403,215	25.7%	1,402,764	4.1
Non-Agency RMBS	872,866	566,760	10.4%	570,425	8.0
Residential Mortgage Loans	57,552	33,539	0.6%	33,539	3.7
Consumer Loans (C)	3,298,769	215,062	3.9%	215,062	3.2
<b>Total / Weighted Average</b>	<b>260,777,539</b>	<b>\$ 5,470,415</b>	<b>100.0%</b>	<b>\$ 5,564,258</b>	<b>5.9</b>
<b>Reconciliation to GAAP total assets:</b>					
Cash and restricted cash				305,332	
Derivative assets				35,926	
Other assets				53,142	
<b>GAAP total assets</b>				<b>\$ 5,958,658</b>	

(A) Net of impairment.

(B) Weighted average life is based on the timing of expected principal reduction on the asset.

(C) The outstanding face amount of Excess MSR, servicer advances, and consumer loans is based on 100% of the face amount of the underlying residential mortgage loans, currently outstanding advances, and consumer loans respectively.

## Servicing Related Assets

### Excess MSR

As of December 31, 2013, we had approximately \$676.9 million estimated carrying value of Excess MSR (held directly and through joint ventures). As of December 31, 2013, our completed investments represent an effective 33% to 80% interest in the Excess MSR (held either directly or through joint ventures) on pools of mortgage loans with an aggregate UPB of approximately \$252.6 billion. Nationstar is the servicer of the loans underlying all of our investments in Excess MSR to date, and it earns a basic fee in exchange for providing all servicing functions. In addition, Nationstar retains a 20% to 35% interest in the Excess MSR and all ancillary income associated with the portfolios. In our capacity as owner of the Excess MSR, we do not have any servicing duties, liabilities or obligations associated with the servicing of the portfolios underlying any of our Excess MSR. However, we, through co-investments made by our subsidiaries, may separately agree to do so and have separately purchased the servicer advances, including the right to receive the basic fee component of related MSR, on the Non-Agency portfolios (Pools 5, 10, 12, 17 and 18) underlying our Excess MSR investments. See “—Servicer Advances” below.

Each of our Excess MSR investments to date is subject to a recapture agreement with Nationstar. Under the recapture agreements, we are generally entitled to a pro rata interest in the Excess MSRs on any initial or subsequent refinancing by Nationstar of a loan in the original portfolio. In other words, we are generally entitled to a pro rata interest in the Excess MSRs on both (i) a loan resulting from a refinancing by Nationstar of a loan in the original portfolio, and (ii) a loan resulting from a refinancing by Nationstar of a previously recaptured loan.

The tables below summarize the terms of our investments in Excess MSRs completed as of December 31, 2013.

### Summary of Direct Excess MSR Investments as of December 31, 2013

	Commitment/ Investment Date	Initial UPB (bn)	Current UPB (bn) <sup>(B)</sup>	Loan Type <sup>(C)</sup>	MSR Component <sup>(A)</sup>		Interest in Excess MSR (%)	Excess MSR	
					MSR (bps)	Excess MSR (bps)		Purchase Price (mm)	Carrying Value (mm)
Pool 1	Dec-11	\$ 9.9	\$ 6.9	GSE	32 bps	26 bps	65%	\$ 43.7	\$ 43.1
Pool 2	Jun-12	10.4	7.9	GSE	30	22	65%	42.3	41.8
Pool 3	Jun-12	9.8	7.8	GSE	31	22	65%	36.2	39.6
Pool 4	Jun-12	6.3	5.1	GSE	26	17	65%	15.4	17.9
Pool 5 <sup>(D)</sup>	Jun-12	47.6	36.9	PLS	32	13	80%	151.5	146.3
Pool 11 (direct portion) <sup>(E)</sup>	May-13	—	0.4	GSE	25	19	67%	2.4	2.3
Pool 12 <sup>(D)</sup>	Sep-13	5.4	5.2	PLS	49	26	40%	17.4	16.5
Pool 18 <sup>(F)</sup>	Nov-13	9.2	8.8	PLS	38	16	40%	17.0	16.7
<b>Total/Weighted Average</b>		<b>\$98.6</b>	<b>\$ 79.0</b>		<b>33 bps</b>	<b>17 bps</b>		<b>\$ 325.9</b>	<b>\$ 324.2</b>

(A) The MSR is a weighted average as of December 31, 2013, and the Excess MSR represents the difference between the weighted average MSR and the basic fee (which fee remains constant).

(B) As of December 31, 2013.

(C) "GSE" refers to loans in Fannie Mae or Freddie Mac securitizations. "PLS" refers to loans in private label securitizations.

(D) Pool in which we also invested in related servicer advances, including the basic fee component of the related MSR subsequent to December 31, 2013 (Note 18 to our consolidated financial statements included herein).

(E) A portion of our investment in Pool 11 was made as a direct investment, and the remainder was made as an investment through a joint venture accounted for as an equity method investee, as described in the chart below. The direct investment in Pool 11 includes loans that, upon refinancing by a third-party, became serviced by Nationstar and subject to a 67% Excess MSR owned by us.

(F) Pool in which we also invested in related servicer advances, including the basic fee component of the related MSR as of December 31, 2013 (Note 6 to our consolidated financial statements included herein).

### Summary of Excess MSR Investments Through Equity Method Investees as of December 31, 2013

	Commitment/ Investment Date	Initial UPB (bn)	Current UPB (bn) <sup>(B)</sup>	Loan Type <sup>(C)</sup>	MSR Component <sup>(A)</sup>		NRZ Interest in Investee (%)	Investee Interest in Excess MSR (%) <sup>(D)</sup>	NRZ Effective Ownership (%) <sup>(D)</sup>	Investee Carrying Value (mm)
					MSR (bps)	Excess MSR (bps)				
Pool 6	Jan-13	\$ 13.0	\$ 10.2	GM	39 bps	24 bps	50%	67%	33.5%	\$ 57.1
Pool 7	Jan-13	38.0	31.5	GSE	27	16	50%	67%	33.5%	129.3
Pool 8	Jan-13	17.6	14.0	GSE	29	20	50%	67%	33.5%	69.5
Pool 9	Jan-13	33.8	30.8	GM	40	22	50%	67%	33.5%	161.8
Pool 10 <sup>(E)</sup>	Jan-13	75.6	68.9	PLS	35	11	50%	67-77%	33.5-38.5%	215.2
Pool 11 (indirect portion) <sup>(F)</sup>	May-13	22.8	18.2	GSE	25	19	50%	67%	33.5%	70.8
<b>Total/Weighted Average</b>		<b>\$200.8</b>	<b>\$ 173.6</b>		<b>33 bps</b>	<b>16 bps</b>				<b>\$ 703.7</b>

(A) The MSR is a weighted average as of December 31, 2013, and the Excess MSR represents the difference between the weighted average MSR and the basic fee (which fee remains constant).

(B) As of December 31, 2013.

(C) "GM" refers to loans in Ginnie Mae securitizations. "GSE" refers to loans in Fannie Mae or Freddie Mac securitizations. "PLS" refers to loans in private label securitizations.

(D) The equity method investee purchased an additional interest in a portion of Pool 10. Investee interest in Excess MSR and NRZ effective ownership in Pool 10 represent the range of ownership interests in the pool.

- (E) Pool in which we also invested in related servicer advances, including the basic fee component of the related MSR as of December 31, 2013 (Note 6 to our consolidated financial statements included herein).
- (F) A portion of our investment in Pool 11 was made as a direct investment and the remainder was made as an investment through a joint venture accounted for as an equity method investee, as described in the chart above.

The tables below summarize the terms of our investments in Excess MSR that were not yet completed as of December 31, 2013.

### Summary of Pending Excess MSR Investments (Committed but Not Closed)

	Commitment Date	Initial UPB (bn)	Current UPB (bn) <sup>(B)</sup>	Loan Type <sup>(C)</sup>	MSR Component <sup>(A)</sup>		NRZ Interest in Investee (%)	Direct Interest in Excess MSR (%)	NRZ Excess MSR Initial Investment (mm) <sup>(D)</sup>
					MSR (bps)	Excess MSR (bps)			
Pool 13 (Direct Investment)	Nov-13	\$ 7.1	\$ 7.1	GSE	25 bps	19 bps	N/A	33%	\$ 17.3
Pool 14 (Direct Investment)	Nov-13	0.7	0.7	GSE	25	19	N/A	33%	1.7
Pool 15 (Direct Investment)	Nov-13	3.2	3.2	GSE	38	28	N/A	33%	9.2
Pool 16 (Direct Investment)	Nov-13	2.1	2.1	GSE	28	18	N/A	33%	4.1
Pool 17 (Direct Investment) <sup>(E)</sup>	Nov-13	0.9	0.9	PLS	29	14	N/A	33%	1.5
<b>Total/Weighted Average</b>		<b>\$14.0</b>	<b>\$ 14.0</b>		<b>29 bps</b>	<b>21 bps</b>			<b>\$ 33.8</b>

- (A) The MSR is a weighted average as of the commitment date, and the Excess MSR represents the difference between the weighted average MSR and the basic fee (which fee remains constant).
- (B) As of commitment date.
- (C) "PLS" refers to loans in private label securitizations. "GSE" refers to loans in Fannie Mae or Freddie Mac securitizations.
- (D) The actual amount invested will be based on the UPB at the time of close.
- (E) Pool in which we also invested in related servicer advances, including the basic fee component of the related MSR as of December 31, 2013 (Note 6 to our consolidated financial statements included herein).

Subsequent to December 31, 2013, we invested approximately \$19.1 million in Excess MSR on a portfolio of PLS residential mortgage loans with an UPB of approximately \$8.1 billion. We have remaining commitments of approximately \$1.5 million to fund additional investments in this portfolio of PLS residential mortgage loans, which have not yet closed and will increase the UPB by approximately \$0.9 billion. In addition, we have committed \$32.3 million to invest in Excess MSR on portfolios of GSE residential mortgage loans with an aggregate outstanding UPB of \$13.1 billion. In each transaction, we agreed to acquire a one-third interest in Excess MSR on the portfolio. Fortress-managed funds and Nationstar each agreed to acquire a one-third interest in the Excess MSR. Nationstar as servicer will perform all servicing and advancing functions, and retain the ancillary income, servicing obligations and liabilities as the servicer of the underlying loans in the portfolios. Commitments related to GSE residential mortgage loans are contingent upon GSE approval of Nationstar to service such loans and transfer Excess MSR to us.

The following table summarizes our Excess MSR investments closed subsequent to December 31, 2013:

	Commitment Date	Initial UPB (bn)	Current UPB (bn) <sup>(B)</sup>	Loan Type <sup>(C)</sup>	MSR Component <sup>(A)</sup>		Interest Investee (%)	Direct Interest in Excess MSR (%)	NRZ Excess MSR Initial Investment (mm) <sup>(D)</sup>
					MSR (bps)	Excess MSR (bps)			
Pool 17 (Direct Investment) <sup>(E)</sup>	Nov-13	\$ 8.1	\$ 8.1	PLS	34	19	N/A	33%	\$ 19.1
<b>Total/Weighted Average</b>		<b>\$ 8.1</b>	<b>\$ 8.1</b>		<b>34 bps</b>	<b>19 bps</b>			<b>\$ 19.1</b>

- (A) The MSR is a weighted average as of the date the transaction closed and the Excess MSR represents the difference between the weighted average MSR and the basic fee (which fee remains constant).
- (B) As of the date the transaction closed.
- (C) "PLS" refers to loans in private label securitizations.
- (D) Amounts invested based on the UPB at the time of close.
- (E) Pool in which we also invested in related servicer advances, including the basic fee component of the related MSR as of December 31, 2013 (Note 6 to our consolidated financial statements included herein).

The following table summarizes the collateral characteristics of the loans underlying our direct Excess MSR investments as of December 31, 2013 (dollars in thousands):

	Collateral Characteristics												
	Current Carrying Amount	Original Principal Balance	Current Principal Balance	Number of Loans	WA FICO Score (A)	WA Coupon	WA Maturity (months)	Average Loan Age (months)	Adjustable Rate Mortgage % (B)	1 Month CPR (C)	1 Month CRR (D)	1 Month CDR (E)	1 Month Recapture Rate
<b>Pool 1</b>													
Original Pool	\$ 28,610	\$ 9,940,385	\$ 5,375,483	39,537	674	5.6%	274	86	20.0%	30.7%	28.4%	3.2%	52.6%
Recaptured Loans	7,625	—	1,498,459	7,975	736	4.4%	323	8	—	1.7%	1.5%	0.3%	—
Recapture Agreements	6,820	—	—	—	—	—	—	—	—	—	—	—	—
	43,055	9,940,385	6,873,942	47,512	688	5.3%	285	69	15.6%	24.4%	22.5%	2.6%	41.1%
<b>Pool 2</b>													
Original Pool	29,308	10,383,891	6,792,399	35,883	669	4.8%	318	74	11.0%	21.3%	17.9%	4.1%	44.1%
Recaptured Loans	5,926	—	1,132,521	5,942	739	4.4%	323	6	—	1.3%	1.2%	0.1%	—
Recapture Agreements	6,587	—	—	—	—	—	—	—	—	—	—	—	—
	41,821	10,383,891	7,924,920	41,825	679	4.7%	319	64	9.4%	18.4%	15.6%	3.5%	37.8%
<b>Pool 3</b>													
Original Pool	29,465	9,844,114	7,153,173	44,782	676	4.1%	286	98	41.0%	19.3%	17.2%	2.6%	38.3%
Recaptured Loans	3,434	—	669,280	4,117	726	4.3%	319	5	—	1.4%	1.4%	—	—
Recapture Agreements	6,642	—	—	—	—	—	—	—	—	—	—	—	—
	39,541	9,844,114	7,822,453	48,899	680	4.1%	288	90	37.5%	17.8%	15.8%	2.4%	35.1%
<b>Pool 4</b>													
Original Pool	12,906	6,250,549	4,892,816	24,579	677	3.4%	305	89	59.0%	13.1%	9.4%	4.1%	44.7%
Recaptured Loans	917	—	183,654	934	738	4.4%	332	5	—	0.2%	0.2%	—	—
Recapture Agreements	4,105	—	—	—	—	—	—	—	—	—	—	—	—
	17,928	6,250,549	5,076,470	25,513	679	3.4%	306	86	56.9%	12.6%	9.0%	3.9%	43.1%
<b>Pool 5</b>													
Original Pool (F)	140,419	47,572,905	36,871,664	159,885	657	4.3%	287	94	54.0%	11.7%	5.5%	6.5%	2.3%
Recaptured Loans	215	—	36,187	145	760	3.7%	323	6	2.0%	—	—	—	—
Recapture Agreements	5,609	—	—	—	—	—	—	—	—	—	—	—	—
	146,243	47,572,905	36,907,851	160,030	657	4.3%	287	94	53.9%	11.7%	5.5%	6.5%	2.3%
<b>Pool 11 (direct portion)(G)</b>													
Original Pool	—	—	—	—	—	—	—	—	—	—	—	—	—
Recaptured Loans	2,080	—	436,241	2,658	—	4.2%	309	5	—	0.8%	0.8%	—	37.0%
Recapture Agreements	235	—	—	—	—	—	—	—	—	—	—	—	—
	2,315	—	436,241	2,658	—	4.2%	309	5	—	0.8%	0.8%	—	37.0%
<b>Pool 12</b>													
Original Pool (F)	16,287	5,375,157	5,149,174	41,593	596	5.7%	311	97	34.0%	10.8%	3.2%	7.8%	—
Recaptured Loans	7	—	3,703	23	688	4.2%	289	1	—	—	—	—	—
Recapture Agreements	240	—	—	—	—	—	—	—	—	—	—	—	—
	16,534	5,375,157	5,152,877	41,616	596	5.7%	311	97	34.0%	10.8%	3.2%	7.8%	—
<b>Pool 18</b>													
Original Pool (H)	16,079	9,238,001	8,758,860	43,687	—	5.0%	242	105	50.0%	0.1%	0.1%	—	—
Recaptured Loans	—	—	—	—	—	—	—	—	—	—	—	—	—
Recapture Agreements	635	—	—	—	—	—	—	—	—	—	—	—	—
	16,714	9,238,001	8,758,860	43,687	—	5.0%	242	105	50.0%	0.1%	0.1%	—	—
<b>Total/Weighted Average</b>	<b>\$324,151</b>	<b>\$98,605,002</b>	<b>\$78,953,614</b>	<b>411,740</b>	<b>662</b>	<b>4.5%</b>	<b>288</b>	<b>89</b>	<b>42.7%</b>	<b>12.7%</b>	<b>8.5%</b>	<b>5.2%</b>	<b>16.7%</b>

Continued on next page.

**Collateral Characteristics**

	<b>Uncollected Payments (I)</b>	<b>Delinquency 30 Days (I)</b>	<b>Delinquency 60 Days (I)</b>	<b>Delinquency 90+ Days (I)</b>	<b>Loans in Foreclosure</b>	<b>Real Estate Owned</b>	<b>Loans in Bankruptcy</b>
<b>Pool 1</b>							
Original Pool	10.8%	6.6%	2.2%	1.6%	4.3%	1.4%	2.9%
Recaptured Loans	0.8%	0.7%	0.1%	0.1%	0.1%	—	0.1%
Recapture Agreements	—	—	—	—	—	—	—
	<u>8.6%</u>	<u>5.3%</u>	<u>1.7%</u>	<u>1.3%</u>	<u>3.4%</u>	<u>1.1%</u>	<u>2.3%</u>
<b>Pool 2</b>							
Original Pool	15.9%	5.8%	2.0%	1.8%	7.5%	2.1%	5.1%
Recaptured Loans	0.8%	0.6%	0.1%	0.2%	0.1%	—	0.2%
Recapture Agreements	—	—	—	—	—	—	—
	<u>13.7%</u>	<u>5.1%</u>	<u>1.7%</u>	<u>1.6%</u>	<u>6.4%</u>	<u>1.8%</u>	<u>4.4%</u>
<b>Pool 3</b>							
Original Pool	13.3%	4.7%	1.3%	1.0%	6.6%	2.7%	3.5%
Recaptured Loans	0.5%	0.7%	—	—	—	—	0.2%
Recapture Agreements	—	—	—	—	—	—	—
	<u>12.2%</u>	<u>4.4%</u>	<u>1.2%</u>	<u>1.0%</u>	<u>6.1%</u>	<u>2.4%</u>	<u>3.2%</u>
<b>Pool 4</b>							
Original Pool	16.0%	3.8%	1.6%	1.5%	8.9%	2.7%	4.3%
Recaptured Loans	0.5%	0.5%	0.1%	0.1%	—	—	0.1%
Recapture Agreements	—	—	—	—	—	—	—
	<u>15.5%</u>	<u>3.7%</u>	<u>1.6%</u>	<u>1.4%</u>	<u>8.6%</u>	<u>2.6%</u>	<u>4.2%</u>
<b>Pool 5</b>							
Original Pool (F)	23.8%	10.2%	2.2%	3.5%	13.2%	2.5%	5.3%
Recaptured Loans	1.1%	1.1%	—	—	—	—	—
Recapture Agreements	—	—	—	—	—	—	—
	<u>23.7%</u>	<u>10.2%</u>	<u>2.2%</u>	<u>3.5%</u>	<u>13.1%</u>	<u>2.5%</u>	<u>5.3%</u>
<b>Pool 11 (direct portion)(G)</b>							
Original Pool	—	—	—	—	—	—	—
Recaptured Loans	10.0%	18.1%	0.4%	0.1%	0.1%	—	0.1%
Recapture Agreements	—	—	—	—	—	—	—
	<u>10.0%</u>	<u>18.1%</u>	<u>0.4%</u>	<u>0.1%</u>	<u>0.1%</u>	<u>—</u>	<u>0.1%</u>
<b>Pool 12</b>							
Original Pool (F)	35.6%	12.4%	4.8%	5.6%	19.1%	2.8%	5.7%
Recaptured Loans	—	—	—	—	—	—	—
Recapture Agreements	—	—	—	—	—	—	—
	<u>35.6%</u>	<u>12.4%</u>	<u>4.8%</u>	<u>5.6%</u>	<u>19.1%</u>	<u>2.8%</u>	<u>5.6%</u>
<b>Pool 18</b>							
Original Pool (H)	26.3%	7.9%	1.8%	10.1%	9.9%	0.9%	5.1%
Recaptured Loans	—	—	—	—	—	—	—
Recapture Agreements	—	—	—	—	—	—	—
	<u>26.3%</u>	<u>7.9%</u>	<u>1.8%</u>	<u>10.1%</u>	<u>9.9%</u>	<u>0.9%</u>	<u>5.1%</u>
<b>Total/Weighted Average</b>	<u>20.7%</u>	<u>8.2%</u>	<u>2.1%</u>	<u>3.6%</u>	<u>10.6%</u>	<u>2.2%</u>	<u>4.6%</u>

- (A) The WA FICO score is based on the weighted average of information provided by the loan servicer on a monthly basis. The loan servicer generally updates the FICO score on a monthly basis. Weighted averages exclude collateral information for which collateral data was not available as of the report date.
- (B) Adjustable Rate Mortgage % represents the percentage of the total principal balance of the pool that corresponds to adjustable rate mortgages.
- (C) 1 Month CPR, or the constant prepayment rate, represents the annualized rate of the prepayments during the month as a percentage of the total principal balance of the pool.
- (D) 1 Month CRR, or the voluntary prepayment rate, represents the annualized rate of the voluntary prepayments during the month as a percentage of the total principal balance of the pool.
- (E) 1 Month CDR, or the involuntary prepayment rate, represents the annualized rate of the involuntary prepayments (defaults) during the month as a percentage of the total principal balance of the pool.
- (F) Pool in which we also invested in related servicer advances, including the basic fee component of the related MSR subsequent to December 31, 2013 (Note 18 to our consolidated financial statements included herein).
- (G) A portion of our investment in Pool 11 was made as a direct investment, and the remainder was made as an investment through a joint venture accounted for as an equity method investee, the collateral of which is described in the chart below. The direct investment in Pool 11 includes loans that, upon refinancing by a third-party, became serviced by Nationstar and subject to a 67% Excess MSR owned by us.
- (H) Pool in which we also invested in related servicer advances, including the basic fee component of the related MSR as of December 31, 2013 (Note 6 to our consolidated financial statements included herein).
- (I) Uncollected Payments represents the percentage of the total principal balance of the pool that corresponds to loans for which the most recent payment was not made. Delinquency 30 Days, Delinquency 60 Days and Delinquency 90+ Days represent the percentage of the total principal balance of the pool that corresponds to loans that are delinquent by 30–59 days, 60–89 days or 90 or more days, respectively.



The following table summarizes the collateral characteristics as of December 31, 2013 of the loans underlying Excess MSR investments made through joint ventures accounted for as equity method investees (dollars in thousands). For each of these pools, we own a 50% interest in an entity that invested in a 67% to 77% interest in the Excess MSRs.

	Collateral Characteristics													
	Current Carrying Amount	Original Principal Balance	Current Principal Balance	NRZ Effective Ownership Principal Balance	Number of Loans	WA FICO Score (A)	WA Coupon	WA Maturity (months)	Average Loan Age (months)	Adjustable Rate Mortgage % (B)	1 Month CPR (C)	1 Month CRR (D)	1 Month CDR (E)	1 Month Recapture Rate
<b>Pool 6</b>														
Original Pool	\$ 42,562	\$ 12,987,190	\$ 9,329,636	33.3%	66,651	660	5.6%	301	58	—	23.2%	14.8%	9.7%	43.6%
Recaptured Loans	4,582	—	822,852	33.3%	4,913	716	3.7%	354	4	—	0.9%	0.9%	—	—
Recapture Agreements	9,969	—	—	33.3%	—	—	—	—	—	—	—	—	—	—
	57,113	12,987,190	10,152,488		71,564	665	5.5%	305	53	—	21.5%	13.8%	8.9%	40.1%
<b>Pool 7</b>														
Original Pool	95,036	37,965,199	29,777,801	33.3%	218,984	681	5.0%	284	88	23.0%	19.9%	18.8%	1.3%	36.1%
Recaptured Loans	7,911	—	1,740,932	33.3%	11,130	715	4.5%	305	3	—	0.8%	0.8%	—	—
Recapture Agreements	26,388	—	—	33.3%	—	—	—	—	—	—	—	—	—	—
	129,335	37,965,199	31,518,733		230,114	683	5.0%	285	83	21.7%	18.8%	17.8%	1.2%	34.1%
<b>Pool 8</b>														
Original Pool	47,933	17,622,118	12,592,990	33.3%	85,350	694	5.3%	294	76	14.0%	28.8%	27.0%	2.4%	36.9%
Recaptured Loans	6,826	—	1,447,646	33.3%	8,191	733	4.5%	308	3	—	1.6%	1.6%	—	—
Recapture Agreements	14,713	—	—	33.3%	—	—	—	—	—	—	—	—	—	—
	69,472	17,622,118	14,040,636		93,541	698	5.2%	295	68	12.6%	26.0%	24.4%	2.2%	33.1%
<b>Pool 9</b>														
Original Pool	124,677	33,799,700	30,305,750	33.3%	226,947	682	5.0%	298	51	4.0%	16.4%	12.2%	4.7%	27.9%
Recaptured Loans	2,969	—	508,442	33.3%	3,299	602	4.3%	350	26	—	0.1%	0.1%	—	—
Recapture Agreements	34,154	—	—	33.3%	—	—	—	—	—	—	—	—	—	—
	161,800	33,799,700	30,814,192		230,246	681	5.0%	299	50	3.9%	16.1%	12.0%	4.6%	27.4%
<b>Pool 10</b>														
Original Pool (F)	208,027	75,574,361	68,884,591	33.3-38.5%	369,125	660	4.9%	261	97	50.0%	12.3%	7.8%	4.9%	0.2%
Recaptured Loans	28	—	5,918	33.3-38.5%	31	793	4.2%	262	1	7.0%	—	—	—	—
Recapture Agreements	7,165	—	—	33.3-38.5%	—	—	—	—	—	—	—	—	—	—
	215,220	75,574,361	68,890,509		369,156	660	4.9%	261	97	50.0%	12.3%	7.8%	4.9%	0.2%
<b>Pool 11 (indirect portion) (G)</b>														
Original Pool	51,349	22,817,213	18,114,871	33.3%	127,856	621	5.2%	295	70	4.0%	19.5%	18.6%	1.1%	7.1%
Recaptured Loans	338	—	88,049	33.3%	497	688	5.1%	321	1	—	0.1%	0.1%	—	—
Recapture Agreements	19,054	—	—	33.3%	—	—	—	—	—	—	—	—	—	—
	70,741	22,817,213	18,202,920		128,353	621	5.2%	295	70	4.0%	19.4%	18.5%	1.1%	7.1%
Total/Weighted Average	\$ 703,681	\$ 200,765,781	\$ 173,619,478		1,122,974	667	5.0%	281	78	25.9%	16.6%	13.2%	3.8%	16.9%

Continued on next page.

**Collateral Characteristics**

	<b>Uncollected Payments (I)</b>	<b>Delinquency 30 Days (I)</b>	<b>Delinquency 60 Days (I)</b>	<b>Delinquency 90+ Days (I)</b>	<b>Loans in Foreclosure</b>	<b>Real Estate Owned</b>	<b>Loans in Bankruptcy</b>
<b>Pool 6</b>							
Original Pool	12.8%	6.9%	2.0%	1.6%	6.0%	1.3%	2.4%
Recaptured Loans	0.8%	0.8%	—	—	—	—	0.1%
Recapture Agreements	—	—	—	—	—	—	—
	<u>11.8%</u>	<u>6.4%</u>	<u>1.8%</u>	<u>1.5%</u>	<u>5.5%</u>	<u>1.2%</u>	<u>2.2%</u>
<b>Pool 7</b>							
Original Pool	15.4%	4.4%	1.2%	2.0%	8.7%	1.5%	4.0%
Recaptured Loans	0.6%	0.6%	0.1%	—	—	—	0.1%
Recapture Agreements	—	—	—	—	—	—	—
	<u>14.6%</u>	<u>4.2%</u>	<u>1.1%</u>	<u>1.8%</u>	<u>8.2%</u>	<u>1.4%</u>	<u>3.8%</u>
<b>Pool 8</b>							
Original Pool	12.4%	3.9%	1.4%	2.1%	6.0%	1.3%	3.7%
Recaptured Loans	0.4%	0.3%	—	—	—	—	0.1%
Recapture Agreements	—	—	—	—	—	—	—
	<u>11.2%</u>	<u>3.5%</u>	<u>1.2%</u>	<u>1.8%</u>	<u>5.4%</u>	<u>1.1%</u>	<u>3.3%</u>
<b>Pool 9</b>							
Original Pool	8.7%	5.0%	1.4%	1.4%	4.0%	0.4%	1.5%
Recaptured Loans	2.6%	3.6%	2.6%	6.9%	—	—	—
Recapture Agreements	—	—	—	—	—	—	—
	<u>8.6%</u>	<u>5.0%</u>	<u>1.5%</u>	<u>1.5%</u>	<u>3.9%</u>	<u>0.4%</u>	<u>1.5%</u>
<b>Pool 10</b>							
Original Pool (F)	25.7%	5.4%	1.9%	11.8%	13.8%	1.4%	5.3%
Recaptured Loans	—	—	—	—	—	—	—
Recapture Agreements	—	—	—	—	—	—	—
	<u>25.7%</u>	<u>5.4%</u>	<u>1.9%</u>	<u>11.8%</u>	<u>13.8%</u>	<u>1.4%</u>	<u>5.3%</u>
<b>Pool 11 (indirect portion) (G)</b>							
Original Pool	18.7%	16.1%	2.2%	2.4%	6.0%	1.4%	2.6%
Recaptured Loans	0.3%	0.3%	—	—	—	—	—
Recapture Agreements	—	—	—	—	—	—	—
	<u>18.6%</u>	<u>16.0%</u>	<u>2.2%</u>	<u>2.4%</u>	<u>5.9%</u>	<u>1.4%</u>	<u>2.6%</u>
<b>Total/Weighted Average</b>	<u>17.9%</u>	<u>6.1%</u>	<u>1.6%</u>	<u>5.8%</u>	<u>9.0%</u>	<u>1.2%</u>	<u>3.7%</u>

- (A) The WA FICO score is based on the weighted average of information provided by the loan servicer on a monthly basis. The loan servicer generally updates the FICO score on a monthly basis.
- (B) Adjustable Rate Mortgage % represents the percentage of the total principal balance of the pool that corresponds to adjustable rate mortgages.
- (C) 1 Month CPR, or the constant prepayment rate, represents the annualized rate of the prepayments during the month as a percentage of the total principal balance of the pool.
- (D) 1 Month CRR, or the voluntary prepayment rate, represents the annualized rate of the voluntary prepayments during the month as a percentage of the total principal balance of the pool.
- (E) 1 Month CDR, or the involuntary prepayment rate, represents the annualized rate of the involuntary prepayments (defaults) during the month as a percentage of the total principal balance of the pool.
- (F) Pool in which we also invested in related servicer advances, including the basic fee component of the related MSR as of December 31, 2013 (Note 6 to our consolidated financial statements included herein).
- (G) A portion of our investment in Pool 11 was made as a direct investment and the remainder was made as an investment through a joint venture accounted for as an equity method investee, the collateral of which is described in the chart above.
- (I) Uncollected Payments represents the percentage of the total principal balance of the pool that corresponds to loans for which the most recent payment was not made. Delinquency 30 Days, Delinquency 60 Days and Delinquency 90+ Days represent the percentage of the total principal balance of the pool that corresponds to loans that are delinquent by 30-59 days, 60-89 days or 90 or more days, respectively.

### Servicer Advances

In December 2013, we made our first investment in servicer advances, referred to as Transaction 1. We made the investment through the Buyer, a joint venture entity capitalized by us and certain third-party co-investors.

In Transaction 1, the Buyer acquired from Nationstar Mortgage LLC (“Nationstar”) approximately \$3.2 billion of outstanding servicer advances (including deferred servicing fees) and the basic fee component of the related MSR on Non-Agency mortgage loans with an aggregate UPB of approximately \$54.6 billion. In exchange, the Buyer (i) paid approximately \$3.2 billion (the “Initial Purchase Price”), and (ii) agreed to purchase future servicer advances related to the loans at par. The Initial Purchase Price is equal to the value of the discounted cash flows from the outstanding and future advances and from the basic fee. We previously acquired an interest in the Excess MSR related to these loans, which are in Pools 10, 17 and 18. See above “—Our Portfolio—Servicing Related Assets—Excess MSR.” The Buyer funded the Initial Purchase Price with approximately \$2.8 billion of debt and \$0.4 billion of equity, excluding working capital. As of December 31, 2013, the Buyer had settled approximately \$2.7 billion of servicer advances related to Transaction 1. Subsequent to December 31, 2013, the Buyer settled an additional \$509.4 million of advances related to Transaction 1, which represents substantially all of the remaining balance of Transaction 1.

Nationstar remains the named servicer under the related servicing agreements and continues to perform all servicing duties for the underlying loans. The Buyer has the right, but not the obligation, to become the named servicer, subject to obtaining consents and ratings agency letters required for a formal change of the named servicer. In exchange for Nationstar’s performance of servicing duties, the Buyer pays Nationstar the Servicing Fee and, in the event that the aggregate cash flows from the advances and the basic fee generate the Targeted Return on the Buyer’s invested equity, the Performance Fee. Nationstar is majority owned by private equity funds managed by an affiliate of our manager. For more information about the fee structure, see below.

The following is a summary of the investments in servicer advances, including the right to the basic fee component of the related MSR, made by the Buyer, which we consolidate (dollars in thousands):

	December 31, 2013				Year Ended
	Amortized Cost Basis	Carrying Value (A)	Weighted Average Yield	Weighted Average Life (Years) (B)	December 31, 2013
					Change in Fair Value Recorded in Other Income
Servicer advances	\$ 2,665,551	\$2,665,551	4.4%	2.7	\$ —

(A) Carrying value represents the fair value of the investment in servicer advances, including the basic fee component of the related MSR.

(B) Weighted Average Life represents the weighted average expected timing of the receipt of expected net cash flows for this investment.

The following is additional information regarding the servicer advances, and related financing, of the Buyer, which we consolidate as of December 31, 2013 (dollars in thousands):

	UPB of Underlying Residential Mortgage Loans	Outstanding Servicer Advances	Servicer Advances to UPB of Underlying Residential Mortgage Loans	Carrying Value of Notes Payable	Loan-to-Value		Cost of Funds (B)	
					Gross	Net (A)	Gross	Net
Servicer advances (C)	\$43,444,216	\$2,661,130	6.1%	\$2,390,778	89.8%	88.6%	4.0%	2.3%

(A) Ratio of face amount of borrowings to value of servicer advance collateral, net of an interest reserve maintained by the Buyer.

(B) Annualized measure of the cost associated with borrowings. Gross Cost of Funds primarily includes interest expense and facility fees. Net Cost of Funds excludes facility fees.

(C) The following types of advances comprise the investment in servicer advances:

	<b>December 31, 2013</b>
Principal and interest advances	\$ 1,516,715
Escrow advances (Taxes and Insurance Advances)	934,525
Foreclosure advances	209,890
Total	<u>\$ 2,661,130</u>

	Transaction 1		Transaction 2		Total	
	As of 12/31/13	As of 3/26/14	As of 12/31/13	As of 3/26/14	As of 12/31/13	As of 3/26/14
Advances Purchased	\$2,687,813	\$3,197,344	\$ —	\$1,055,310	\$2,687,813	\$4,252,654
New Activity	(26,683)	(551,116)	—	82,111	(26,683)	(469,005)
Ending Advance Balance	\$2,661,130	\$2,646,228	\$ —	\$1,137,421	\$2,661,130	\$3,783,649
Net Debt (A)	\$2,357,440	\$2,424,498	\$ —	\$1,012,418	\$2,357,440	\$3,436,916
Total Equity Invested (B)	\$ 363,324	\$ 445,550	\$ —	\$ 142,024	\$ 363,324	\$ 587,574
New Residential's Equity % (C)	31.8%	44.4%	N/A	—	31.8%	33.7%
Co-investors' Equity % (C)	68.2%	55.6%	N/A	100.0%	68.2%	66.3%

(A) Outstanding debt net of restricted cash

(B) Includes working capital

(C) Based on cash basis equity

### *Call Right*

In Transaction 1, the Buyer also acquired the right, but not the obligation (the “Call Right”), to purchase additional servicer advances, including the basic fee component of the related MSR, on terms substantially similar to the terms of Transaction 1. As in Transaction 1, (i) the purchase price for the servicer advances, including the basic fee, will be the outstanding balance of the advances at the time of purchase and (ii) the Buyer will be obligated to purchase future servicer advances on the related loans. As of December 31, 2013, the outstanding balance of the advances subject to the Call Right was approximately \$3.1 billion and the UPB of the related loans was approximately \$71.5 billion. We previously acquired an interest in the Excess MSR related to these loans, which are in Pools 5, 10 and 12. See above “—Our Portfolio—Servicing Related Assets—Excess MSR.” The Call Right expires on June 30, 2014.

The Buyer exercised the Call Right, in part, in Transaction 2. The outstanding balance of the servicer advances subject to the portion of the Call Right that was exercised was approximately \$1.1 billion as of the exercise dates, February 28, 2014 and March 5, 2014. If the Buyer exercises the Call Right in full, it expects to fund the total purchase price with approximately \$2.5 billion of debt and \$0.3 billion of equity, excluding working capital. As of the date hereof, the Buyer has settled \$1.1 billion of advances related to Transaction 2, which was financed with approximately \$0.9 billion of debt.

The remaining balance of the Call Right is expected to be settled in the second quarter of 2014. There can be no assurance that the remainder of the Call Right will be settled. The servicer advances subject to the Call Right cannot be purchased unless and until the related financings are repaid or renegotiated or until the related collateral is released in accordance with the terms of such financings (which would require the consent of various third parties.) For more information about the financing, see “—Liquidity and Capital Resources—Debt Obligations.”

### *The Buyer*

We, through a wholly owned subsidiary, are the managing member of the Buyer. As of December 31, 2013, we owned approximately 32% of the Buyer, which corresponds to a \$115.7 million equity investment. As of the date hereof, we own approximately 34% of the Buyer. At the expiry of the Call Right and the settlement of the associated advances, we expect to own approximately 45-50% of the Buyer. As noted above, there can be no assurance that the Call Right will be settled in full.

The following is a summary of our interests in the Buyer's equity:

	<u>December 31, 2013</u>
Required equity (A)(B)	\$ 307,327
Working capital (A)(B)	46,099
Other	9,381
Total GAAP equity (B)	<u>\$ 362,807</u>
GAAP Equity attributable to New Residential	<u>\$ 115,582</u>
New Residential's GAAP ownership	32%

(A) Equity on which the Buyer applies its specified return.

(B) Capital held at the Buyer to invest in additional servicer advances and provide compensating balances for financing facilities.

In the event that any member does not fund its capital contribution, each other member has the right, but not the obligation, to make pro rata capital contributions in excess of its stated commitment, provided that any member's decision not to fund any such capital contribution will result in a reduction of its membership percentage.

#### *Servicing Fee*

Nationstar remains the named servicer under the applicable servicing agreements and will continue to perform all servicing duties for the related mortgage loans. The Buyer has the right, but not the obligation, to become the named servicer, subject to obtaining consents and ratings agency letters required for a formal change of the named servicer. In exchange for its services, the Buyer will pay Nationstar a monthly Servicing Fee representing a portion of the amounts from the purchased basic fee.

The Servicing Fee is equal to a fixed percentage (the "Servicing Fee Percentage") of the amounts from the purchased basic fee. The Servicing Fee Percentage as of December 31, 2013 is equal to approximately 8.6%, which is equal to (i) 2 basis points divided by (ii) the basic fee, which is 23.2 basis points on a weighted average basis as of December 31, 2013.

#### *Targeted Return*

The Targeted Return and the Performance Fee are designed to achieve three objectives: (i) provide a reasonable risk-adjusted return to the Buyer based on the expected amount and timing of estimated cash flows from the purchased basic fee and advances, with both upside and downside based on the performance of the investment, (ii) provide Nationstar with a sufficient fee to compensate it for acting as servicer, and (iii) provide Nationstar with an incentive to effectively service the underlying loans. The Targeted Return implements these objectives by allocating payments in respect of the purchased basic fee between the Buyer and Nationstar.

The amount available to satisfy the Targeted Return is equal to: (i) the amounts from the purchased basic fee, minus (ii) the Servicing Fee ("Net Collections"). The Buyer will retain the amount of Net Collections necessary to achieve the Targeted Return. Amounts in excess of the Targeted Return will be used to pay the Performance Fee.

The Targeted Return, which is payable monthly, is generally equal to (i) 14% multiplied by (ii) the Buyer's total invested capital. Total invested capital is generally equal to the sum of the Buyer's (i) equity in advances as of the beginning of the prior month, plus (ii) working capital (equal to a percentage of the equity as of the beginning of the prior month), plus (iii) equity and working capital contributed during the course of the prior month.

The Targeted Return is calculated after giving effect to (i) interest expense on the advance financing, (ii) other expenses and fees of the Buyer and its subsidiaries related to financing facilities, (iii) write-offs on account of any non-recoverable servicer advances, and (iv) any shortfall with respect to a prior month in the satisfaction of the Targeted Return.

#### *Performance Fee*

The Performance Fee is calculated as follows. Pursuant to a Master Servicing Rights Purchase Agreement and related Sale Supplements, Net Collections is divided into two subsets: the "Retained Amount" and the "Surplus Amount." If the amount necessary to achieve the Targeted Return is equal to or less than the Retained Amount, then 50% of the excess Retained Amount (if any) and 100% of the Surplus Amount is paid to Nationstar as the Performance Fee. If the amount necessary to achieve the Targeted Return is greater than the Retained Amount but less than Net Collections, then 100% of the excess Surplus Amount is paid to Nationstar as a Performance Fee.

## Residential Securities and Loans

### Real Estate Securities

As of December 31, 2013, we had approximately \$2.2 billion face amount of real estate securities, including \$1.3 billion of Agency ARM RMBS and \$872.9 million of Non-Agency RMBS. These investments were financed with repurchase agreements with an aggregate face amount of approximately \$1.3 billion for Agency ARM RMBS and approximately \$287.8 million for Non-Agency RMBS. As of December 31, 2013, a total face amount of \$848.6 million of our Non-Agency portfolio was serviced by Nationstar. The total UPB of the loans underlying these Nationstar serviced Non-Agency RMBS was approximately \$17.1 billion as of December 31, 2013.

Subsequent to December 31, 2013, we acquired no new Agency ARM RMBS. We sold Agency ARM RMBS with a face amount of \$154.2 million for \$162.9 million and recorded a gain of \$0.7 million. Furthermore, we acquired Non-Agency RMBS with an aggregate face amount of approximately \$740.6 million financed with repurchase agreements. We sold Non-Agency RMBS with a face amount of \$437.9 million for \$248.5 million and recorded a gain of \$3.8 million.

### Agency ARM RMBS

The following table summarizes our Agency ARM RMBS portfolio as of December 31, 2013 (dollars in thousands):

Asset Type	Outstanding Face Amount	Amortized Cost Basis <sup>(A)</sup>	Gross Unrealized		Carrying Value <sup>(A)(B)</sup>	Outstanding Repurchase Agreements
			Gains	Losses		
Agency ARM RMBS	\$1,314,130	\$1,392,612	\$3,434	\$(3,885)	\$1,392,161	\$1,332,954

(A) Amortized cost basis and carrying value exclude \$10.6 million of principal receivables as of December 31, 2013.

(B) Fair value, which is equal to carrying value for all securities.

The following table summarizes the reset dates of our Agency ARM RMBS portfolio as of December 31, 2013 (dollars in thousands):

Months to Next Reset (A)	Number of Securities	Outstanding Face Amount	Amortized Cost Basis (B)	Percentage of Total Amortized Cost Basis	Carrying Value (B)	Weighted Average Periodic Cap					
						Coupon	Margin	1st Coupon Adjustment (C)	Subsequent Coupon Adjustment (D)	Lifetime Cap (E)	Months to Reset (F)
1 - 12	73	\$ 648,101	\$ 688,525	49.4%	\$ 688,383	3.0%	1.8%	N/A (G)	2.0%	9.9%	7
13 - 24	30	375,505	398,172	28.6%	397,858	3.5%	1.8%	5.0%	2.0%	8.5%	18
25 - 36	10	278,191	292,924	21.0%	292,928	3.2%	1.8%	4.9%	2.0%	8.2%	29
Over 36	1	12,333	12,991	1.0%	12,992	3.6%	1.8%	5.0%	2.0%	8.6%	39
<b>Total/Weighted Average</b>	<b>114</b>	<b>\$1,314,130</b>	<b>\$1,392,612</b>	<b>100.0%</b>	<b>\$1,392,161</b>	<b>3.2%</b>	<b>1.8%</b>	<b>5.0%</b>	<b>2.0%</b>	<b>9.1%</b>	<b>15</b>

(A) Of these investments, 90.6% reset based on 12 month LIBOR index, 1.8% reset based on 6 month LIBOR Index, 0.4% reset based on 1 month LIBOR, and 7.3% reset based on the 1 year Treasury Constant Maturity Rate. After the initial fixed period, 97.8% of these securities will reset annually and 2.2% will reset semi-annually.

(B) Amortized cost basis and carrying value exclude \$10.6 million of principal receivables as of December 31, 2013.

(C) Represents the maximum change in the coupon at the end of the fixed rate period.

(D) Represents the maximum change in the coupon at each reset date subsequent to the first coupon adjustment.

(E) Represents the maximum coupon on the underlying security over its life.

(F) Represents recurrent weighted average months to the next interest rate reset.

(G) Not applicable as 57 of the securities (72% of the current face of this category) are past the first coupon adjustment period. The remaining 16 securities (28% of the current face of this category) have a maximum change in the coupon of 5.0% at the end of the fixed rate period.

The following table summarizes the characteristics of our Agency ARM RMBS portfolio and of the collateral underlying our Agency ARM RMBS as of December 31, 2013 (dollars in thousands):

Vintage (A)	Agency ARM RMBS Characteristics						Collateral Characteristics
	Number of Securities	Outstanding Face Amount	Amortized Cost Basis (B)	Percentage of Total Amortized Cost Basis	Carrying Value (B)	Weighted Average Life (Years)	3 Month CPR (C)
Pre-2006	26	\$ 145,620	\$ 154,223	11.1%	\$ 154,885	4.9	18.3%
2006	6	32,759	35,010	2.5%	34,965	4.3	24.6%
2007	15	85,027	90,287	6.5%	90,258	4.7	19.8%
2008	8	63,686	67,596	4.8%	67,720	6.1	16.3%
2009	8	74,901	80,212	5.8%	79,887	3.8	32.8%
2010	28	363,730	385,592	27.7%	385,305	3.2	20.2%
2011	17	358,873	378,567	27.2%	378,691	3.8	23.5%
2012 and later	6	189,534	201,125	14.4%	200,450	4.9	28.1%
Total/Weighted Average	114	\$1,314,130	\$1,392,612	100.0%	\$1,392,161	4.1	22.7%

(A) The year in which the securities were issued.

(B) Amortized cost basis and carrying value exclude \$10.6 million of principal receivables as of December 31, 2013.

(C) Three month average constant prepayment rate.

The following table summarizes the net interest spread of our Agency ARM RMBS portfolio as of December 31, 2013:

**Net Interest Spread (A)**

Weighted Average Asset Yield	1.33%
Weighted Average Funding Cost	0.39%
Net Interest Spread	0.94%

(A) The entire Agency ARM RMBS portfolio consists of floating rate securities. See table above for details on rate resets.

**Non-Agency RMBS**

The following table summarizes our Non-Agency RMBS portfolio as of December 31, 2013 (dollars in thousands):

Asset Type	Outstanding Face Amount	Amortized Cost Basis	Gross Unrealized		Carrying Value <sup>(A)</sup>	Outstanding Repurchase Agreements
			Gains	Losses		
Non-Agency RMBS	\$ 872,866	\$566,760	\$7,618	\$(3,953)	\$570,425	\$ 287,757

(A) Fair value, which is equal to carrying value for all securities.

The following tables summarize the characteristics of our Non-Agency RMBS portfolio and of the collateral underlying our Non-Agency RMBS as of December 31, 2013 (dollars in thousands):

Vintage (A)	Non-Agency RMBS Characteristics								
	Average Minimum Rating (B)	Number of Securities	Outstanding Face Amount	Amortized Cost Basis	Percentage of Total Amortized Cost Basis	Carrying Value	Principal Subordination (C)	Excess Spread (D)	Weighted Average Life (Years)
Pre 2004	B-	43	\$ 55,282	\$ 46,069	8.1%	\$ 47,496	25.9%	3.0%	6.0
2004	CCC-	13	86,215	65,759	11.6%	66,104	17.7%	3.5%	7.6
2005	CC	7	86,789	65,351	11.5%	65,953	15.6%	3.0%	9.5
2006	C	20	426,528	277,024	48.9%	278,771	4.5%	3.5%	8.3
2007 and later	CCC+	17	218,052	112,557	19.9%	112,101	0.9%	2.4%	7.5
Total/Weighted Average	CCC-	100	\$ 872,866	\$566,760	100.0%	\$570,425	7.4%	3.1%	8.0

Vintage (A)	Collateral Characteristics (E)				Cumulative Losses to Date
	Average Loan Age (years)	Collateral Factor (F)	3 month CPR (G)	Delinquency (H)	
Pre 2004	10.9	0.07	9.8%	14.5%	2.6%
2004	9.5	0.07	8.9%	17.3%	3.7%
2005	8.8	0.11	9.3%	20.2%	11.1%
2006	7.8	0.23	10.7%	30.3%	23.5%
2007 and later	7.6	0.48	10.4%	23.6%	25.1%
Total / WA	8.2	0.25	10.3%	25.3%	19.4%

- (A) The year in which the securities were issued.
- (B) Ratings provided above were determined by third party rating agencies, represent the most recent credit ratings available as of the reporting date and may not be current. This excludes the ratings of the collateral underlying two bonds with a face amount of \$6.3 million for which we were unable to obtain rating information. We had no assets that were on negative watch for possible downgrade by at least one rating agency as of December 31, 2013.
- (C) The percentage of the outstanding face amount of securities and residual interests that is subordinate to our investments.
- (D) The current amount of interest received on the underlying loans in excess of the interest paid on the securities, as a percentage of the outstanding collateral balance for the quarter ended December 31, 2013.
- (E) The weighted average loan size of the underlying collateral is \$223.7 thousand. This excludes the collateral underlying one bond, due to unavailable information, with a face amount of \$42.9 million.
- (F) The ratio of original UPB of loans still outstanding.
- (G) Three month average constant prepayment rate and default rates.
- (H) The percentage of underlying loans that are 90+ days delinquent, or in foreclosure or considered REO.

The following table sets forth the geographic diversification of the loans underlying our Non-Agency RMBS as of December 31, 2013 (dollars in thousands):

Geographic Location	Outstanding Face Amount	Percentage of Total Outstanding
Western U.S.	\$ 317,111	36.3%
Southeastern U.S.	198,298	22.7%
Northeastern U.S.	164,481	18.9%
Midwestern U.S.	98,682	11.3%
Southwestern U.S.	51,425	5.9%
Other (A)	42,869	4.9%
	\$ 872,866	100.0%

- (A) Represents collateral for which we were unable to obtain geographical information.

The following table summarizes the net interest spread of our Non-Agency RMBS portfolio as of December 31, 2013:

Net Interest Spread (A)	
Weighted Average Asset Yield	4.68%
Weighted Average Funding Cost	1.85%
Net Interest Spread	2.83%

- (A) The Non-Agency RMBS portfolio consists of 99.2% floating rate securities and 0.8% fixed rate securities.

## Real Estate Loans

### Residential Mortgage Loans

As of December 31, 2013, we had approximately \$57.6 million outstanding face amount of residential mortgage loans. In February 2013, we invested approximately \$35.1 million to acquire a 70% interest in the mortgage loans. Nationstar co-invested pari passu with us in 30% of the mortgage loans and is the servicer of the loans, performing all servicing and advancing functions, and retaining the ancillary income, servicing obligations and liabilities as the servicer.



In the fourth quarter of 2013, we invested approximately \$92.7 million in a pool of residential mortgage loans with a UPB of approximately \$170.1 million. The investment was financed with \$60.1 million under a \$300.0 million master repurchase agreement with RBS. This acquisition is accounted for as a “linked transaction” (a derivative), as described in Note 10 to our consolidated financial statements included in this report.

The following table summarizes the characteristics of our reverse mortgage loans as of December 31, 2013 (dollars in thousands):

	<u>Outstanding Face Amount</u>	<u>Loan Count</u>	<u>Weighted Average Coupon (A)</u>	<u>Weighted Average Maturity (Years) (B)</u>	<u>Floating Rate as a % of Face Amount</u>
Reverse Mortgage Loans (C)	\$ 57,552	328	5.1%	3.7	22.0%

(A) Represents the stated interest rate on the loans. Accrued interest on reverse mortgage loans is generally added to the principal balance and paid when the loan is resolved.

(B) The weighted average maturity is based on the timing of expected principal reduction on the assets.

(C) 82% of these loans have reached a termination event. As a result, the borrower can no longer make draws on these loans.

Subsequent to December 31, 2013, we also purchased a portfolio of non-performing residential mortgage loans with a UPB of approximately \$65.6 million at a price of approximately \$33.7 million.

## Other

### Consumer Loans

On April 1, 2013, we completed, through newly formed limited liability companies (together, the “Consumer Loan Companies”), a co-investment in a portfolio of consumer loans with a UPB of approximately \$4.2 billion as of December 31, 2012. The portfolio included over 400,000 personal unsecured loans and personal homeowner loans originated through subsidiaries of HSBC Finance Corporation. The Consumer Loan Companies acquired the portfolio from HSBC Finance Corporation and its affiliates. We invested approximately \$250 million for 30% membership interests in each of the Consumer Loan Companies. Of the remaining 70% of the membership interests, Springleaf, which is majority-owned by Fortress funds managed by our Manager, acquired 47% and an affiliate of Blackstone Tactical Opportunities Advisors LLC acquired 23%. Springleaf acts as the managing member of the Consumer Loan Companies. After a servicing transition period, Springleaf became the servicer of the loans and provides all servicing and advancing functions for the portfolio. The Consumer Loan Companies initially financed \$2.2 billion (\$1.7 billion outstanding as of December 31, 2013) of the approximately \$3.0 billion purchase price with asset-backed notes that have a maturity of April 2021, and pay a coupon of 3.75%. In September 2013, the Consumer Loan Companies issued and sold an additional \$0.4 billion of asset-backed notes for 96% of par. These notes are subordinate to the debt issued in April 2013, have a maturity of December 2024, and pay a coupon of 4%.

The table below summarizes the collateral characteristics of the consumer loans as of December 31, 2013 (dollars in thousands):

Collateral Characteristics															
UPB	Personal Unsecured Loans %	Personal Homeowner Loans %	Number of Loans	Weighted Average Original FICO Score (A)	Weighted Average Coupon	Adjustable Rate Loan %	Average Loan Age (months)	Average Expected Life (Years)	Delinquency (Days) (B)			3 Month Weighted Average Charge-off Rate(C)	3 Month CRR (D)	3 Month CDR (E)	
									30	60	90+				
Consumer Loans	\$3,298,769	67.7%	32.3%	344,046	636	18.3%	10.2%	103	3.2	4.4%	2.8%	6.3%	9.8%	14.8%	9.3%

(A) Weighted average original FICO score represents the FICO score at the time the loan was originated.

(B) Delinquency 30 Days, Delinquency 60 Days and Delinquency 90+ Days represent the percentage of the total principal balance of the pool that corresponds to loans that are delinquent by 30-59 days, 60-89 days or 90 or more days, respectively.

(C) 3 Month weighted average charge-off rate represents the loans charged-off during the three months as a percentage of total principal balance of the pool.

(D) 3 Month CRR, or the voluntary prepayment rate, represents the annualized rate of the voluntary prepayments during the three months as a percentage of the total principal balance of the pool.

(E) 3 Month CDR, or the involuntary prepayment rate, represents the annualized rate of the involuntary prepayments (defaults) during the three months as a percentage of the total principal balance of the pool.

## APPLICATION OF CRITICAL ACCOUNTING POLICIES

Management's discussion and analysis of financial condition and results of operations is based upon our consolidated financial statements, which have been prepared in accordance with GAAP. The preparation of financial statements in conformity with GAAP requires the use of estimates and assumptions that could affect the reported amounts of assets and liabilities, the disclosure of contingent assets and liabilities and the reported amounts of revenue and expenses. Actual results could differ from these estimates. Management believes that the estimates and assumptions utilized in the preparation of the consolidated financial statements are prudent and reasonable. Actual results historically have been in line with management's estimates and judgments used in applying each of the accounting policies described below, as modified periodically to reflect current market conditions. The following is a summary of our accounting policies that are most affected by judgments, estimates and assumptions.

### Excess MSRs

Upon acquisition, we elected to record each investment in Excess MSRs at fair value. We elected to record our investments in Excess MSRs at fair value in order to provide users of the financial statements with better information regarding the effects of prepayment risk and other market factors on the Excess MSRs.

GAAP establishes a framework for measuring fair value of financial instruments and a set of related disclosure requirements. A three-level valuation hierarchy has been established based on the transparency of inputs to the valuation of a financial instrument as of the measurement date. The three levels are defined as follows:

Level 1—Quoted prices in active markets for identical instruments.

Level 2—Valuations based principally on other observable market parameters, including:

- Quoted prices in active markets for similar instruments,
- Quoted prices in less active or inactive markets for identical or similar instruments,
- Other observable inputs (such as interest rates, yield curves, volatilities, prepayment speeds, loss severities, credit risks and default rates), and
- Market corroborated inputs (derived principally from or corroborated by observable market data).

Level 3—Valuations based significantly on unobservable inputs.

The level in the fair value hierarchy within which a fair value measurement or disclosure in its entirety is based on the lowest level of input that is significant to the fair value measurement or disclosure in its entirety.

Our Excess MSRs are categorized as Level 3 under the GAAP hierarchy. The inputs used in the valuation of Excess MSRs include prepayment speed, delinquency rate, recapture rate, excess mortgage servicing amount and discount rate. The determination of estimated cash flows used in pricing models is inherently subjective and imprecise. The methods used to estimate fair value may not result in an amount that is indicative of net realizable value or reflective of future fair values. Changes in market conditions, as well as changes in the assumptions or methodology used to determine fair value, could result in a significant increase or decrease in fair value. Management validates significant inputs and outputs of our models by comparing them to available independent third party market parameters and models for reasonableness. We believe the assumptions we use are within the range that a market participant would use, and factor in the liquidity conditions in the markets. Any changes to the valuation methodology will be reviewed by management to ensure the changes are appropriate.

In order to evaluate the reasonableness of its fair value determinations, management engages an independent valuation firm to separately measure the fair value of its Excess MSR pools. The independent valuation firm determines an estimated fair value range based on its own models and issues a “fairness opinion” with this range. Management compares the range included in the opinion to the values generated by its internal models. For Excess MSRs acquired prior to the current quarter, the fairness opinion relates to the valuation at the current quarter end date. For Excess MSRs acquired during the current quarter, the fairness opinion relates to the valuation at the time of acquisition. To date, we have not made any significant valuation adjustments as a result of these fairness opinions.

For Excess MSRs acquired during the current quarter, we revalue the Excess MSRs at the quarter end date if a payment is received between the acquisition date and the end of the quarter. Otherwise, Excess MSRs acquired during the current quarter are carried at their amortized cost basis if there has been no change in assumptions since acquisition.

Investments in Excess MSRs are aggregated into pools as applicable; each pool of Excess MSRs is accounted for in the aggregate. Interest income for Excess MSRs is accreted using an effective yield or “interest” method, based upon the expected income from the Excess MSRs through the expected life of the underlying mortgages. Changes to expected cash flows result in a cumulative retrospective adjustment, which will be recorded in the period in which the change in expected cash flows occurs. Under the retrospective method, the interest income recognized for a reporting period would be measured as the difference between the amortized cost basis at the end of the period and the amortized cost basis at the beginning of the period, plus any cash received during the period. The amortized cost basis is calculated as the present value of estimated future cash flows using an effective yield, which is the yield that equates all past actual and current estimated future cash flows to the initial investment. In addition, our policy is to recognize interest income only on Excess MSRs in existing eligible underlying mortgages.

Under the fair value election, the difference between the fair value of Excess MSRs and their amortized cost basis is recorded as “Change in fair value of investments in excess mortgage servicing rights,” as applicable. Fair value is generally determined by discounting the expected future cash flows using discount rates that incorporate the market risks and liquidity premium specific to the Excess MSRs, and therefore may differ from their effective yields.

The following tables summarize the estimated change in fair value of our interests in the Excess MSRs owned directly as of December 31, 2013 given several parallel shifts in the discount rate, prepayment rate, delinquency rate and recapture rate (dollars in thousands):

Fair value as of December 31, 2013	\$324,151			
<b>Discount rate shift in %</b>	<b>-20%</b>	<b>-10%</b>	<b>10%</b>	<b>20%</b>
Estimated fair value	\$354,899	\$338,759	\$310,861	\$298,734
Change in estimated fair value:				
Amount	\$ 30,747	\$ 14,607	\$ (13,291)	\$ (25,418)
%	9.5%	4.5%	-4.1%	-7.8%
<b>Prepayment rate shift in %</b>	<b>-20%</b>	<b>-10%</b>	<b>10%</b>	<b>20%</b>
Estimated fair value	\$351,740	\$337,460	\$311,709	\$300,068
Change in estimated fair value:				
Amount	\$ 27,588	\$ 13,308	\$ (12,443)	\$ (24,084)
%	8.5%	4.1%	-3.8%	-7.4%
<b>Delinquency rate shift in %</b>	<b>-20%</b>	<b>-10%</b>	<b>10%</b>	<b>20%</b>
Estimated fair value	\$328,602	\$326,375	\$321,918	\$319,689
Change in estimated fair value:				
Amount	\$ 4,450	\$ 2,223	\$ (2,234)	\$ (4,463)
%	1.4%	0.7%	-0.7%	-1.4%
<b>Recapture rate shift in %</b>	<b>-20%</b>	<b>-10%</b>	<b>10%</b>	<b>20%</b>
Estimated fair value	\$317,449	\$320,763	\$327,392	\$330,447
Change in estimated fair value:				
Amount	\$ (6,703)	\$ (3,389)	\$ 3,240	\$ 6,295
%	-2.1%	-1.0%	1.0%	1.9%

The following tables summarize the estimated change in fair value of our interests in the Excess MSR's owned through equity method investees as of December 31, 2013 given several parallel shifts in the discount rate, prepayment rate, delinquency rate and recapture rate (dollars in thousands):

Fair value as of December 31, 2013	\$352,766			
<b><u>Discount rate shift in %</u></b>	<b><u>-20%</u></b>	<b><u>-10%</u></b>	<b><u>10%</u></b>	<b><u>20%</u></b>
Estimated fair value	\$387,239	\$369,110	\$337,904	\$324,388
Change in estimated fair value:				
Amount	\$ 34,473	\$ 16,344	\$ (14,862)	\$ (28,378)
%	9.8%	4.6%	-4.2%	-8.0%
<b><u>Prepayment rate shift in %</u></b>	<b><u>-20%</u></b>	<b><u>-10%</u></b>	<b><u>10%</u></b>	<b><u>20%</u></b>
Estimated fair value	\$382,169	\$366,952	\$339,451	\$326,989
Change in estimated fair value:				
Amount	\$ 29,403	\$ 14,186	\$ (13,315)	\$ (25,777)
%	8.3%	4.0%	-3.8%	-7.3%
<b><u>Delinquency rate shift in %</u></b>	<b><u>-20%</u></b>	<b><u>-10%</u></b>	<b><u>10%</u></b>	<b><u>20%</u></b>
Estimated fair value	\$358,510	\$355,625	\$349,863	\$346,980
Change in estimated fair value:				
Amount	\$ 5,744	\$ 2,859	\$ (2,903)	\$ (5,786)
%	1.6%	0.8%	-0.8%	-1.6%
<b><u>Recapture rate shift in %</u></b>	<b><u>-20%</u></b>	<b><u>-10%</u></b>	<b><u>10%</u></b>	<b><u>20%</u></b>
Estimated fair value	\$340,647	\$346,632	\$358,994	\$365,384
Change in estimated fair value:				
Amount	\$ (12,119)	\$ (6,134)	\$ 6,228	\$ 12,618
%	-3.4%	-1.7%	1.8%	3.6%

The sensitivity analysis is hypothetical and should be used with caution. In particular, the results are calculated by stressing a particular economic assumption independent of changes in any other assumption; in practice, changes in one factor may result in changes in another, which might counteract or amplify the sensitivities. Also, changes in the fair value based on a 10% variation in an assumption generally may not be extrapolated because the relationship of the change in the assumption to the change in fair value may not be linear.

### **Servicer Advances**

We account for investments in servicer advances, which include the basic fee component of the related MSR (the "servicer advance investments"), as financial instruments, since we are not a licensed mortgage servicer.

We have elected to account for the servicer advance investments at fair value. Accordingly, we estimate the fair value of the servicer advance investments at each reporting date and reflect changes in the fair value of the servicer advance investments as gains or losses.

We initially recorded the servicer advance investments at the purchase price paid, which we believe reflects the value a market participant would attribute to the investments at the time of our purchase.

We recognize interest income from our servicer advance investments using the interest method, with adjustments to the yield applied based upon changes in actual or expected cash flows under the respective method. The servicer advances are not interest-bearing, but we accrete the effective rate of interest applied to the aggregate cash flows from the servicer advances and the basic fee component of the related MSR.

We categorize servicer advance investments under Level 3 of the GAAP hierarchy described above under “—Application of Critical Accounting Policies—Excess MSRs,” since we use internal pricing models to estimate the future cash flows related to the servicer advance investments that incorporate significant unobservable inputs and include assumptions that are inherently subjective and imprecise.

Our estimations of future cash flows include the combined cash flows of all of the components that comprise the servicer advance investments: existing advances, the requirement to purchase future advances and the right to the basic fee component of the related MSR. The factors that most significantly impact the fair value include (i) the rate at which the servicer advance balance declines, which we estimate is approximately \$500 million per year on average over the term of the investment held as of December 31, 2013, (ii) the duration of outstanding servicer advances, which we estimate is approximately nine months on average for an advance balance at a given point in time (not taking into account new advances made with respect to the pool), and (iii) the UPB of the underlying loans with respect to which we have the obligation to make advances and own the basic fee component.

As described above, we recognize income from servicer advance investments in the form of (i) interest income, which we reflect as a component of net interest income and (ii) changes in the fair value of the servicer advances, which we reflect as a component of other income.

We remit to Nationstar a portion of the basic fee component of the MSR related to our servicer advance investments as compensation for acting as servicer, as described in more detail under “—Our Portfolio—Servicing Related Assets—Servicer Advances.” Our interest income is recorded net of the servicing fee owed to Nationstar.

### **Real Estate Securities (RMBS)**

Our Non-Agency RMBS and Agency ARM RMBS are classified as available-for-sale. As such, they are carried at fair value, with net unrealized gains or losses reported as a component of accumulated other comprehensive income, to the extent impairment losses are considered temporary, as described below.

We expect that any RMBS we acquire will be categorized under Level 2 or Level 3 of the GAAP hierarchy described above under “—Application of Critical Accounting Policies—Excess MSRs,” depending on the observability of the inputs. Fair value may be based upon broker quotations, counterparty quotations, pricing service quotations or internal pricing models. The significant inputs used in the valuation of our securities include the discount rate, prepayment speeds, default rates and loss severities, as well as other variables.

The determination of estimated cash flows used in pricing models is inherently subjective and imprecise. The methods used to estimate fair value may not be indicative of net realizable value or reflective of future fair values. Changes in market conditions, as well as changes in the assumptions or methodology used to determine fair value, could result in a significant increase or decrease in fair value. Management validates significant inputs and outputs of our models by comparing them to available independent third party market parameters and models for reasonableness. We believe the assumptions we use are within the range that a market participant would use, and factor in the liquidity conditions in the markets. Any changes to the valuation methodology will be reviewed by management to ensure the changes are appropriate.

We must also assess whether unrealized losses on securities, if any, reflect a decline in value that is other-than-temporary and, if so, record an other-than-temporary impairment through earnings. A decline in value is deemed to be other-than-temporary if (i) it is probable that we will be unable to collect all amounts due according to the contractual terms of a security that was not impaired at acquisition (there is an expected credit loss), or (ii) if we have the intent to sell a security in an unrealized loss position or it is more likely than not that we will be required to sell a security in an unrealized loss position prior to its anticipated recovery (if any). For the purposes of performing this analysis, we will assume the anticipated recovery period is until the expected maturity of the applicable security.

Also, for securities that represent beneficial interests in securitized financial assets within the scope of ASC 325-40, whenever there is a probable adverse change in the timing or amounts of estimated cash flows of a security from the cash flows previously projected, an other-than-temporary impairment will be deemed to have occurred. Our Non-Agency RMBS acquired with evidence of deteriorated credit quality for which it was probable, at acquisition, that we would be unable to collect all contractually required payments receivable, fall within the scope of ASC 310-30, as opposed to ASC 325-40. All of our other Non-Agency RMBS, those not acquired with evidence of deteriorated credit quality, fall within the scope of ASC 325-40.

Income on these securities is recognized using a level yield methodology based upon a number of cash flow assumptions that are subject to uncertainties and contingencies. Such assumptions include the rate and timing of principal and interest receipts (which may be subject to prepayments and defaults). These assumptions are updated on at least a quarterly basis to reflect changes related to a particular security, actual historical data, and market changes. These uncertainties and contingencies are difficult to predict and are subject to future events, and economic and market conditions, which may alter the assumptions. For securities acquired at a discount for credit losses, we recognize the excess of all cash flows expected over our investment in the securities as Interest Income on a “loss adjusted yield” basis. The loss-adjusted yield is determined based on an evaluation of the credit status of securities, as described in connection with the analysis of impairment above.

### **Real Estate Loans**

We invest in loans, including but not limited to, residential mortgage loans. Loans for which we have the intent and ability to hold for the foreseeable future, or until maturity or payoff, are classified as held-for-investment. Loans are presented in the consolidated balance sheet at cost net of any unamortized discount (or gross of any unamortized premium). We determine at acquisition whether loans will be aggregated into pools based on common risk characteristics (credit quality, loan type, and date of origination or acquisition); loans aggregated into pools are accounted for as if each pool were a single loan.

Income on these loans is recognized similarly to that on our securities using a level yield methodology and is subject to similar uncertainties and contingencies, which are also analyzed on at least a quarterly basis.

### **Valuation of Derivatives**

We financed certain investments with the same counterparty from which it purchased those investments, and we accounted for the contemporaneous purchase of the investments and the associated financings as linked transactions. Accordingly, we recorded a non-hedge derivative instrument on a net basis, with changes in market value recorded as “Other Income” in the Consolidated Statements of Income.

### **Impairment of Loans**

To the extent that they are classified as held-for-investment, we must periodically evaluate each of these loans or loan pools for possible impairment. Impairment is indicated when it is deemed probable that we will be unable to collect all amounts due according to the contractual terms of the loan, or for loans acquired at a discount for credit losses, when it is deemed probable that we will be unable to collect as anticipated. Upon determination of impairment, we would establish a specific valuation allowance with a corresponding charge to earnings. We continually evaluate our loans receivable for impairment.

Our residential mortgage loans are aggregated into pools for evaluation based on like characteristics, such as loan type and acquisition date. Pools of loans are evaluated based on criteria such as an analysis of borrower performance, credit ratings of borrowers, loan to value ratios, the estimated value of the underlying collateral, the key terms of the loans and historical and anticipated trends in defaults and loss severities for the type and seasoning of loans being evaluated. This information is used to estimate provisions for estimated unidentified incurred losses on pools of loans. Significant judgment is required in determining impairment and in estimating the resulting loss allowance. Furthermore, we must assess our intent and ability to hold our loan investments on a periodic basis. If we do not have the intent to hold a loan for the foreseeable future or until its expected payoff, the loan must be classified as “held for sale” and recorded at the lower of cost or estimated value.

## **Investment Consolidation**

The analysis as to whether to consolidate an entity is subject to a significant amount of judgment. Some of the criteria considered are the determination as to the degree of control over an entity by its various equity holders, the design of the entity, how closely related the entity is to each of its equity holders, the relation of the equity holders to each other and a determination of the primary beneficiary in entities in which we have a variable interest. These analyses involve estimates, based on the assumptions of management, as well as judgments regarding significance and the design of entities.

Variable interest entities (“VIEs”) are defined as entities in which equity investors do not have the characteristics of a controlling financial interest or do not have sufficient equity at risk for the entity to finance its activities without additional subordinated financial support from other parties. A VIE is required to be consolidated by its primary beneficiary, and only by its primary beneficiary, which is defined as the party who has the power to direct the activities of a VIE that most significantly impact its economic performance and who has the obligation to absorb losses or the right to receive benefits from the VIE that could potentially be significant to the VIE.

Our investments in Non-Agency RMBS are variable interests. We monitor these investments and analyze the potential need to consolidate the related securitization entities pursuant to the VIE consolidation requirements.

These analyses require considerable judgment in determining whether an entity is a VIE and determining the primary beneficiary of a VIE since they involve subjective determinations of significance, with respect to both power and economics. The result could be the consolidation of an entity that otherwise would not have been consolidated or the de-consolidation of an entity that otherwise would have been consolidated.

We have not consolidated the securitization entities that issued our Non-Agency RMBS. This determination is based, in part, on our assessment that we do not have the power to direct the activities that most significantly impact the economic performance of these entities, such as if we owned a majority of the currently controlling class. In addition, we are not obligated to provide, and have not provided, any financial support to these entities.

We have not consolidated the entities in which we hold a 50% interest that made an investment in Excess MSR. We have determined that the decisions that most significantly impact the economic performance of these entities will be made collectively by us and the other investor in the entities. In addition, these entities have sufficient equity to permit the entities to finance their activities without additional subordinated financial support. Based on our analysis, these entities do not meet any of the VIE criteria.

We have invested in servicer advances, including the basic fee component of the related MSR, through the Buyer, of which we are the managing member. The Buyer was formed through cash contributions by us and third-parties in exchange for membership interests. As of the most recent settlement, we owned an approximately 33.7% interest in the Buyer, and the third-party investors owned the remaining membership interests. Through our managing member interest, we direct substantially all of the day-to-day activities of the Buyer. The third-party investors do not possess substantive participating rights or the power to direct the day-to-day activities that most directly affect the operations of the Buyer. In addition, no single third-party investor, or group of third-party investors, possesses the substantive ability to remove us as the managing member of the Buyer. We have determined that the Buyer is a voting interest entity. As a result of our managing member interest, which represents a controlling financial interest, we consolidate the Buyer and its wholly owned subsidiaries and reflect membership interests in the Buyer held by third parties as noncontrolling interests.

## **Investments in Equity Method Investees**

We account for our investment in the Consumer Loan Companies pursuant to the equity method of accounting because we can exercise significant influence over the Consumer Loan Companies, but the requirements for consolidation are not met. Our share of earnings and losses in these equity method investees is included in “Earnings from investments in consumer loans, equity method investees” on the Consolidated Statements of Income. Equity method investments are included in “Investments in consumer loans, equity method investees” on the Consolidated Balance Sheets.

The Consumer Loan Companies classify their investments in consumer loans as held-for-investment, as they have the intent and ability to hold for the foreseeable future, or until maturity or payoff. The Consumer Loan Companies record the consumer loans at cost net of any unamortized discount or loss allowance. The Consumer Loan Companies determined at acquisition that these loans would be aggregated into pools based on common risk characteristics (credit quality, loan type, and date of origination or acquisition); the loans aggregated into pools are accounted for as if each pool were a single loan.

We account for our investments in equity method investees that are invested in Excess MSR's pursuant to the equity method of accounting because we can exercise significant influence over the investees, but the requirements for consolidation are not met. We have elected to measure our investments in equity method investees which are invested in Excess MSR's at fair value. The equity method investees have also elected to measure their investments in Excess MSR's at fair value.

### **Income Taxes**

Our financial results are generally not expected to reflect provisions for current or deferred income taxes. We intend to operate in a manner that allows us to qualify for taxation as a REIT. As a result of our expected REIT qualification, we do not generally expect to pay U.S. federal or state and local corporate level taxes. Many of the REIT requirements, however, are highly technical and complex. If we were to fail to meet the REIT requirements, we would be subject to U.S. federal, state and local income and franchise taxes. We have made certain investments, particularly our investments in servicer advances, through TRSs and are subject to regular corporate income taxes on these investments. Our investments through TRSs did not generate any material taxable income in 2013.

### **RECENT ACCOUNTING PRONOUNCEMENTS**

In February 2013, the FASB issued new guidance regarding the reporting of reclassifications out of accumulated other comprehensive income. The new guidance does not change current requirements for reporting net income or other comprehensive income in the financial statements. However, it requires companies to present the effects on the line items of net income of significant amounts reclassified out of accumulated OCI if the item reclassified is required to be reclassified to net income in its entirety during the same reporting period. Presentation should occur either on the face of the income statement where net income is presented or in the notes to the financial statements. We early adopted this accounting standard and opted to present this information in a note to the financial statements.

The FASB has recently issued or discussed a number of proposed standards on such topics as consolidation, financial statement presentation, revenue recognition, financial instruments, hedging, and contingencies. Some of the proposed changes are significant and could have a material impact on our reporting. We have not yet fully evaluated the potential impact of these proposals, but will make such an evaluation as the standards are finalized.

### **RESULTS OF OPERATIONS**

We have a limited operating history and we acquired our first portfolio of Excess MSR's in December 2011 and as a result, a comparison of the year ended December 31, 2012 against the one month ended December 31, 2011 would not be meaningful. Because we were not operating as a separate, stand-alone entity during the period from our formation to the date of our separation from Newcastle, our results of operations for this period are not necessarily indicative of our future performance.



The following tables summarize the changes in our results of operations from year-to-year (dollars in thousands):

Comparison of Results of Operations for the years ended December 31, 2013 and 2012 <sup>(A)</sup>

	<u>Year Ended December 31,</u>		<u>Increase (Decrease)</u>	
	<u>2013</u>	<u>2012</u>	<u>Amount</u>	<u>%</u>
Interest income	\$ 87,567	\$ 33,759	\$ 53,808	159.4%
Interest expense	15,024	704	14,320	2034.1%
<b>Net Interest Income</b>	<u>72,543</u>	<u>33,055</u>	<u>39,488</u>	<u>119.5%</u>
<b>Impairment</b>				
Other-than-temporary impairment (“OTTI”) on securities	4,993	—	4,993	N.M.
Valuation allowance on loans	461	—	461	N.M.
	<u>5,454</u>	<u>—</u>	<u>5,454</u>	<u>N.M.</u>
Net interest income after impairment	67,089	33,055	34,034	103.0%
<b>Other Income</b>				
Change in fair value of investments in excess mortgage servicing rights	53,332	9,023	44,309	491.1%
Change in fair value of investments in excess mortgage servicing rights, equity method investees	50,343	—	50,343	N.M.
Earnings from investments in consumer loans, equity method investees	82,856	—	82,856	N.M.
Gain on settlement of securities	52,657	—	52,657	N.M.
Other income	1,820	8,400	(6,580)	-78.3%
	<u>241,008</u>	<u>17,423</u>	<u>223,585</u>	<u>1283.3%</u>
<b>Operating Expenses</b>				
General and administrative expenses	10,284	5,878	4,406	75.0%
Management fee allocated by Newcastle	4,134	3,353	781	23.3%
Management fee to affiliate	11,209	—	11,209	N.M.
Incentive compensation to affiliate	16,847	—	16,847	N.M.
	<u>42,474</u>	<u>9,231</u>	<u>33,243</u>	<u>N.M.</u>
<b>Income (Loss) Before Income Taxes</b>	<u>265,623</u>	<u>41,247</u>	<u>224,376</u>	<u>544.0%</u>
Income tax expense	—	—	—	N.M.
<b>Net Income (Loss)</b>	<u>\$ 265,623</u>	<u>\$ 41,247</u>	<u>\$224,376</u>	<u>544.0%</u>
<b>Noncontrolling Interests in Income (Loss) of Consolidated Subsidiaries</b>	<u>\$ (326)</u>	<u>\$ —</u>	<u>\$ (326)</u>	<u>N.M.</u>
<b>Net Income (Loss) Attributable to Common Stockholders</b>	<u>\$ 265,949</u>	<u>\$ 41,247</u>	<u>\$224,702</u>	<u>544.8%</u>

(A) The results of operations from December 8, 2011 to December 31, 2011 do not represent a meaningful measure of results for comparative purposes.

**Interest Income**

Interest income increased by \$53.8 million primarily as a result of new investments in real estate securities and excess mortgage servicing rights.

**Interest Expense**

Interest expense increased by \$14.3 million primarily due to repurchase agreement financing entered into since September 2012 on our Agency ARM RMBS and Non-Agency RMBS.

**Other than Temporary Impairment (“OTTI”) on Securities**

The other-than-temporary impairment on securities increased by \$5.0 million due to the recognition of impairment on certain of our Agency ARM RMBS and Non-Agency RMBS securities during the year ended December 31, 2013.

**Valuation Allowance on Loans**

The valuation allowance on loans increased by \$0.5 million due to the recognition of loan losses on our residential mortgage loans during the year ended December 31, 2013.

**Change in Fair Value of Investments in Excess Mortgage Servicing Rights**

The change in fair value of investments in excess mortgage servicing rights increased \$44.3 million due to the acquisition of investments since the third quarter of 2012 and subsequent net increases in value.

**Change in Fair Value of Investments in Excess Mortgage Servicing Rights, Equity Method Investees**

The change in fair value of investments in excess mortgage servicing rights, equity method investees increased \$50.3 million due to the acquisition of these investments during the year ended December 31, 2013 and subsequent net increases in value.

**Earnings from Investments in Consumer Loans, Equity Method Investees**

Earnings from investments in consumer loans, equity method investees increased \$82.9 million due to the acquisition of these investments during the second quarter of the year ended December 31, 2013 and subsequent income recognized by the investees.

**Gain on Settlement of Securities**

Gain on settlement of securities increased by \$52.7 million due to the sale of Non-Agency RMBS during the year ended December 31, 2013.

**Other Income**

Other income decreased by \$6.6 million as the income recognized during the year ended December 31, 2012 represented a non-recurring breakup fee of \$8.4 million due to a proposed investment that was not completed partially offset by a \$1.8 million unrealized gain on linked transactions accounted for as derivatives during the year ended December 31, 2013.

**General and Administrative Expenses**

General and administrative expenses increased by \$4.4 million primarily due to an increase in operating expenses as a result of our becoming an independent, publicly-traded REIT following the spin-off from Newcastle on May 15, 2013.

**Management Fee Allocated by Newcastle**

Management fee allocated by Newcastle increased by \$0.8 million due to an increase in our equity, as a result of capital contributions from Newcastle subsequent to the first quarter of 2012.

**Management Fee to Affiliate**

Management fee to affiliate increased \$11.2 million as a result of the management agreement becoming effective on May 15, 2013.

**Incentive Compensation to Affiliate**

Incentive compensation to affiliate increased \$16.8 million as a result of the management agreement becoming effective on May 15, 2013 and subsequent performance.

**Noncontrolling Interests in Income (Loss) of Consolidated Subsidiaries**

Noncontrolling interests in income (loss) of consolidated subsidiaries decreased \$0.3 million due to the acquisition of investments in servicer advances during the fourth quarter of the year ended December 31, 2013 and subsequent loss recognized.

## LIQUIDITY AND CAPITAL RESOURCES

Liquidity is a measurement of our ability to meet potential cash requirements, including ongoing commitments to repay borrowings, fund and maintain investments, and other general business needs. Additionally, to maintain our status as a REIT under the Internal Revenue Code, we must distribute annually at least 90% of our REIT taxable income. We note that a portion of this requirement may be able to be met in future years through stock dividends, rather than cash, subject to limitations based on the value of our stock.

Our primary sources of funds for liquidity consist of cash provided by operating activities (primarily income from our investments in Excess MSR, servicer advances, RMBS and residential mortgage loans), sales of and repayments from our investments, potential debt financing sources, including securitizations, and the issuance of equity securities, when feasible. Our primary uses of funds are the payment of interest, management fees, incentive compensation, outstanding commitments and other operating expenses, and the repayment of borrowings, as well as dividends.

Our primary sources of financing currently are notes payable and repurchase agreements, although we may also pursue other sources of financing such as securitizations and other secured and unsecured forms of borrowing. As of December 31, 2013, we had outstanding repurchase agreements with an aggregate face amount of approximately \$287.8 million to finance \$576.1 million face amount of Non-Agency RMBS and approximately \$1.3 billion to finance \$1.3 billion face amount of Agency ARM RMBS. The financing of our entire RMBS portfolio, which generally has 30 to 90 day terms, is subject to margin calls. On November 25, 2013, we also entered into a \$300.0 million master repurchase agreement with RBS, which matures on November 24, 2014. As of March 25, 2014, we had drawn \$56.7 million under this facility. Under repurchase agreements, we sell a security to a counterparty and concurrently agree to repurchase the same security at a later date for a higher specified price. The sale price represents financing proceeds and the difference between the sale and repurchase prices represents interest on the financing. The price at which the security is sold generally represents the market value of the security less a discount or “haircut,” which can range broadly, for example from 4%-5% for Agency ARM RMBS to between 15% and 40% for Non-Agency RMBS. During the term of the repurchase agreement, the counterparty holds the security as collateral. If the agreement is subject to margin calls, the counterparty monitors and calculates what it estimates to be the value of the collateral during the term of the agreement. If this value declines by more than a de minimis threshold, the counterparty could require us to post additional collateral (or “margin”) in order to maintain the initial haircut on the collateral. This margin is typically required to be posted in the form of cash and cash equivalents. Furthermore, we may, from time to time, be a party to derivative agreements or financing arrangements that may be subject to margin calls based on the value of such instruments. We seek to maintain adequate cash reserves and other sources of available liquidity to meet any margin calls resulting from decreases in value related to a reasonably possible (in the opinion of management) change in interest rates.

Our ability to obtain borrowings and to raise future equity capital is dependent on our ability to access borrowings and the capital markets on attractive terms. Our Manager’s senior management team has extensive long-term relationships with investment banks, brokerage firms and commercial banks, which we believe will enhance our ability to source and finance asset acquisitions on attractive terms and access borrowings and the capital markets at attractive levels.

As of December 31, 2013, we have sufficient liquid assets, which include unrestricted cash and Agency ARM RMBS, to satisfy all of our short-term recourse liabilities. With respect to the next twelve months, we expect that our cash on hand combined with our cash flow provided by operations will be sufficient to satisfy our anticipated liquidity needs with respect to our current investment portfolio, including related financings, potential margin calls and operating expenses. While it is inherently more difficult to forecast beyond the next twelve months, we currently expect to meet our long-term liquidity requirements through our cash on hand and, if needed, additional borrowings, proceeds received from repurchase agreements and other financings, proceeds from equity offerings and the liquidation or refinancing of our assets.

These short-term and long-term expectations are forward-looking and subject to a number of uncertainties and assumptions, including those described under “—Market Considerations” as well as “Risk Factors.” If our assumptions about our liquidity prove to be incorrect, we could be subject to a shortfall in liquidity in the future, and this shortfall may occur rapidly and with little or no notice, which could limit our ability to address the shortfall on a timely basis and could have a material adverse effect on our business.

Our cash flow provided by operations differs from our net income due to these primary factors: (i) accretion of discount or premium on our residential securities and loans, (ii) unrealized gains or losses on our Excess MSR owned directly and through equity method investees, and (iii) other-than-temporary impairment, if any. In addition, cash received by our consumer loan joint ventures is currently required to be used to repay the related debt and is therefore not available to fund other cash needs.

In addition to the information referenced above, the following factors could affect our liquidity, access to capital resources and our capital obligations. As such, if their outcomes do not fall within our expectations, changes in these factors could negatively affect our liquidity.

- *Access to Financing from Counterparties* – Decisions by investors, counterparties and lenders to enter into transactions with us will depend upon a number of factors, such as our historical and projected financial performance, compliance with the terms of our current credit arrangements, industry and market trends, the availability of capital and our investors', counterparties' and lenders' policies and rates applicable thereto, and the relative attractiveness of alternative investment or lending opportunities. Recent conditions and events have limited the array of capital resources available. Our business strategy is dependent upon our ability to finance certain of our investments at rates that provide a positive net spread.
- *Impact of Expected Repayment or Forecasted Sale on Cash Flows* – The timing of and proceeds from the repayment or sale of certain investments may be different than expected or may not occur as expected. Proceeds from sales of assets are unpredictable and may vary materially from their estimated fair value and their carrying value. Further, the availability of investments that provide similar returns to those repaid or sold investments is unpredictable and returns on new investments may vary materially from those on existing investments.

### Debt Obligations

The following table presents certain information regarding our debt obligations:

Debt Obligations/ Collateral	December 31, 2013 (A)							December 31, 2012				
	Month Issued	Outstanding Face	Carrying Value	Final Stated Maturity	Weighted Average Funding Cost	Weighted Average Life (Years)	Collateral			Weighted Average Life (Years)	Outstanding Face	Carrying Value
							Outstanding Face	Amortized Cost Basis	Carrying Value			
<b>Repurchase Agreements (B)</b>												
Agency ARM RMBS (C)	Various	\$ 1,332,954	\$1,332,954	Mar-14	0.39%	0.3	\$ 1,277,570	\$1,353,630	\$1,353,719	4.1	\$ —	\$ —
Non-Agency RMBS (D)	Various	287,757	287,757	Jan-14 to Oct-14	1.85%	0.1	576,146	388,855	392,360	8.2	150,922	150,922
Total Repurchase Agreements		1,620,711	1,620,711		0.65%	0.2	1,853,716	1,742,485	1,746,079	5.4	150,922	150,922
<b>Notes Payable</b>												
Secured Corporate Loan (E)	Dec-13	75,000	75,000	Mar-14	4.17%	0.3	36,907,851	126,773	146,243	6.0	—	—
Servicer Advances (F)	Dec-13	2,390,778	2,390,778	Sep-14	4.04%	0.8	2,661,130	2,665,551	2,665,551	2.7	—	—
Residential Mortgage Loans (G)	Dec-13	22,840	22,840	Sep-14	3.42%	0.7	57,552	33,539	33,539	3.7	—	—
Total Notes Payable		2,488,618	2,488,618		4.04%	0.8	39,626,533	2,825,863	2,845,333	5.8	—	—
Total		\$ 4,109,329	\$4,109,329		2.70%	0.6	\$ 41,480,249	\$4,568,348	\$4,591,412	5.8	\$ 150,922	\$ 150,922

(A) This excludes debt related to linked transactions. See Note 10 to the consolidated financial statements included in this report for additional information on linked transactions.

(B) These repurchase agreements had approximately \$0.7 million of associated accrued interest payable as of December 31, 2013. All of the repurchase agreements that matured during the first quarter of 2014 were renewed or refinanced subsequent to December 31, 2013.

(C) The counterparties of these repurchase agreements are Mizuho (\$186.8 million), Barclays (\$410.7 million), Royal Bank of Canada (\$101.8 million), Citi (\$129.3 million), Morgan Stanley (\$169.7 million) and Daiwa (\$334.7 million) and were subject to customary margin call provisions.

(D) The counterparties of these repurchase agreements are Barclays (\$42.3 million), Credit Suisse (\$104.0 million), Royal Bank of Scotland (\$26.2 million) and Royal Bank of Canada (\$115.3 million) and were subject to customary margin call provisions. All of the Non-Agency repurchase agreements have LIBOR-based floating interest rates. Includes \$104.0 million borrowed under a \$414.2 million master repurchase agreement, which bears interest at one-month LIBOR plus 1.75%.

(E) The loan bears interest equal to the sum of (i) a floating rate index rate equal to one-month LIBOR and (ii) a margin of 4.0%. The outstanding face of the collateral represents the UPB of the residential mortgage loans underlying the Excess MSR that secure this corporate loan.

(F) The notes bore interest equal to the sum of (i) a floating rate index rate equal to one-month LIBOR or a cost of funds rate, as applicable, and (ii) a margin ranging from 2.0% to 2.6%.

(G) The note is payable to Nationstar and bears interest equal to one-month LIBOR plus a margin of 3.25%.

Certain of the debt obligations included above are obligations of our consolidated subsidiaries, which own the related collateral. In some cases, including servicer advances, such collateral is not available to other creditors of ours.

The following table provides additional information regarding our short-term borrowings (dollars in thousands). These short-term borrowings were used to finance certain of our investments in Agency ARM RMBS and Non-Agency RMBS. All of the Agency ARM RMBS repurchase agreements and \$130.1 million face amount of the Non-Agency RMBS repurchase agreements have full recourse to New Residential, while \$157.6 million face amount of the Non-Agency RMBS repurchase agreements is non-recourse debt. The weighted average differences between the fair value of the assets and the face amount of available financing for the Agency ARM RMBS repurchase agreements and Non-Agency RMBS repurchase agreements were 4.2% and 25.1%, respectively, during the year ended December 31, 2013. Additional short-term borrowings are noted in the table and descriptions below.

	Outstanding Balance as of December 31, 2013	Year Ended December 31, 2013 (A)		
		Average Daily Amount Outstanding (B)	Maximum Amount Outstanding	Weighted Average Interest Rate
Secured Corporate Loan	\$ 75,000	\$ 75,000	\$ 75,000	4.17%
Servicer Advances	2,390,778	2,327,169	2,444,875	2.33%
Agency ARM RMBS	1,332,954	1,193,775	1,350,425	0.39%
Non-Agency RMBS	287,757	446,037	556,764	2.11%
Real Estate Loans	22,840	22,840	22,840	3.42%
Total/Weighted Average	<u>\$ 4,109,329</u>	<u>\$ 4,064,821</u>	<u>\$ 4,449,904</u>	<u>1.72%</u>

- (A) Note this excludes debt related to linked transactions. See Note 10 to the consolidated financial statements included in this report for additional information on linked transactions.  
(B) Represents the average for the period the debt was outstanding.

#### *Secured Corporate Loan*

On December 13, 2013, we entered into a \$75.0 million secured corporate loan with Credit Suisse First Boston Mortgage LLC, an affiliate of Credit Suisse Securities (USA) LLC. The loan bears interest equal to the sum of (i) a floating rate index rate equal to one-month LIBOR and (ii) a margin of 4.00%. The loan contains customary covenants and event of default provisions including event of default provisions triggered by a 50% equity decline as of the end of the corresponding period in the prior fiscal year, or a 35% equity decline as of the end of the quarter immediately preceding the most recently completed fiscal quarter and a four-to-one indebtedness to tangible net worth provision. Subsequent to December 31, 2013, the loan was paid down \$5.9 million, and the maturity was extended to May 31, 2014.

#### *Servicer Advances*

In connection with Transaction 1, the Buyer funded the purchase with approximately \$2.4 billion of variable funding notes issued by special purpose subsidiaries of the Buyer pursuant to a servicer advance facility with Barclays Bank PLC (the "Barclays Facility") and a servicer advance facility with Credit Suisse AG, New York Branch, Morgan Stanley Bank, N.A. and Natixis, New York Branch (the "CS Facility" and, together with the Barclays Facility, the "Original Facilities"). The Original Facilities generally had interest rates equal to the sum of a floating rate index rate and a margin ranging from 2.0% to 2.6%, borrowing capacity of up to \$3.9 billion, and maturity dates in September 2014.

In March 2014, all of the notes issued pursuant to the Barclays Facility and a portion of the notes issued pursuant to the CS Facility were repaid with the proceeds of new notes issued pursuant to an advance receivables trust (the "NRART Master Trust") established by the Buyer with a number of financial institutions. The NRART Master Trust issued variable funding notes ("VFNs") with borrowing capacity of up to \$1.1 billion. The VFNs generally bear interest at a rate equal to the sum of (i) LIBOR or a cost of funds rate plus (ii) a spread of 1.375% to 2.5% depending on the class of the notes. The expected repayment date of the VFNs is March 2015. The NRART Master Trust also issued approximately \$1.0 billion of term notes (the "Term Notes") to institutional investors. The Term Notes generally bear interest at approximately 2.0% and have expected repayment dates in March 2015 and March 2017. The VFNs and the Term Notes are secured by servicer advances, and the financing is nonrecourse to the Buyer, except for customary recourse provisions. As of March 18, 2014, the principal balance of notes issued by the NRART Master Trust is equal to approximately \$1.8 billion.

Following the partial pay-down of the notes issued under the CS Facility, the CS Facility has an advance rate of approximately 89%, a margin of approximately 2.0-2.1%, borrowing capacity of up to \$1.5 billion (reduced from \$2.9 billion), and a maturity date in September 2014. As of March 20, 2014, the principal balance of notes issued pursuant to the CS Facility is equal to approximately \$1.0 billion.

As part of our investment in servicer advances, the Buyer is required to purchase future servicer advances made from time to time with respect to certain loans. As of February 28, 2014, we had estimated that the amount of future advances related to Transaction 1 will be approximately \$7.3 billion. This estimate is based on both (i) our management's estimates with respect to the investment of (a) the credit and prepayment performance of the underlying loans, (b) the amount of advances recoverable prior to liquidation of the related collateral and (c) the percentage of the loans with respect to which management expects not to have any additional advance obligations and (ii) Nationstar's historical rate of making servicer advances. The actual amount of future advances related to Transaction 1 is subject to significant uncertainty and could be materially different than our estimates.

In connection with a portion of the settled portion of Transaction 2, the Buyer and special purpose subsidiaries of Buyer entered into an advance facility with Bank of America, N.A. (the "BANA Facility"). The notes issued pursuant to the BANA Facility have an advance rate of approximately 90%, an interest rate generally equal to the sum of one-month LIBOR plus a margin of approximately 2.5%, borrowing capacity of up to \$1.0 billion, and a maturity date in September 2014. As of March 17, 2014, the principal balance of notes issued pursuant to the BANA Facility is equal to approximately \$0.7 billion.

The notes issued by the NRART Master Trust and pursuant to the CS Facility and the BANA Facility (collectively, the "Notes") were issued by wholly owned special purposes subsidiaries of the Buyer (each, an "Issuer") and are secured by each Issuer's respective assets, including, among other things, the advances and a general reserve account. Each Issuer is owned by a wholly owned special purpose subsidiary of the Buyer (each, a "Depositor").

Pursuant to a Master Servicing Rights Purchase Agreement and related Sale Supplements, Nationstar will continue to sell new advances to the Buyer. Pursuant to a receivable sale agreement for each of the NRART Master Trust facility, the CS Facility and the BANA Facility, the Buyer, in turn, sells such advances to the Depositors. Immediately following such sale, the applicable Depositor transfers the purchased advances to the Issuers pursuant to a receivables pooling agreement.

Each of the Depositors and Issuers (collectively, the "Financing Facility SPVs") is structured as a bankruptcy remote special purpose entity. Each Financing Facility SPV is the sole owner of its respective assets. Creditors of the Financing Facility SPVs (including the holders of the related Notes) have no recourse to any assets or revenues of Nationstar or the Buyer other than to the limited extent contemplated by the facilities (which include, without limitation, indemnities for covenant violations). Our creditors and/or creditors of Nationstar do not have recourse to any assets or revenues of the Financing Facility SPVs.

Additional borrowing is permitted on the Notes that are variable funding notes subject to a maximum balance (\$1.5 billion under the Credit Suisse Facility, \$1.0 billion under the BANA Facility and \$1.1 billion under the NRART Master Trust facility) and certain funding conditions, such as the accuracy of representations and warranties, the absence of a default and the satisfaction of a collateral test that generally requires the sum of eligible servicer advances transferred to the applicable Issuer multiplied by an advance rate plus all collections in Issuer accounts to be greater than or equal to the aggregate outstanding principal balance of the Notes. Generally, during the revolving period, payments to noteholders will consist of payments of interest, but excess cash flow from repaid servicer advances may be used to fund the purchase of new servicer advances.

The amount available under each facility to purchase new servicer advances is determined from time to time based on the advance borrowing rate applicable to each type of servicer advance in respect of each class of Notes, available funds of the Issuer and the available undrawn amount of the Notes. The applicable advance borrowing rate varies based on the outstanding principal balance of each class of the Notes, the type of servicer advances and the occurrence of certain specified events.

Following the revolving period, principal will be paid on the Notes to the extent of available funds and in accordance with the priorities of payments set forth in the related transaction documents. The revolving period for the Credit Suisse Facility ends on the earlier of September 26, 2014 and the occurrence of an early amortization event or a target amortization event, the revolving period for the BANA Facility ends on the earlier of September 30, 2014 and the occurrence of an early amortization event or a target amortization event. The revolving period for the variable funding notes issued pursuant to the NRART Trust transaction ends on the earlier of March 17, 2015 and the occurrence of an early amortization event or a target amortization event. The revolving period for certain term notes issued pursuant to the NRART Trust transaction ends on the earlier of March 16, 2015 and the occurrence of an early amortization event or a target amortization event. The revolving period for certain term notes issued pursuant to the NRART Trust transaction ends on the earlier of March 15, 2017 and the occurrence of an early amortization event or a target amortization event. Upon the occurrence of an early amortization event or a target amortization event, there is either an interest rate increase on the Notes, a rapid amortization of the Notes or an acceleration of principal repayment, or all of the foregoing.

The early amortization and target amortization events under the Facilities include: (i) the occurrence of an event of default under the transaction documents, (ii) failure to satisfy an interest coverage test, (iii) the occurrence of any servicer default or termination event for pooling and servicing agreements representing 15% or more (by mortgage loan balance as of the date of termination) of all the pooling and servicing agreements related to the purchased basic fee subject to certain exceptions; (iv) failure to satisfy a collateral performance test measuring the ratio of collected advance reimbursements to the balance of advances; (v) for certain Notes, failure to satisfy minimum tangible net worth requirements for Nationstar and the Buyer; (vi) for certain Notes, failure to satisfy minimum liquidity requirements for Nationstar and the Buyer, (vii) failure to satisfy leverage tests for Nationstar; (viii) for certain Notes, a change of control of the Buyer; (ix) for certain Notes, certain judgments against the Depositors, Issuers or Buyer in excess of certain thresholds; (x) for certain Notes, payment default under, or an acceleration of, other debt of the Buyer; (xi) failure to deliver certain reports; and (xii) material breaches of any of the transaction documents.

The definitive documents related to the Notes contain customary representations and warranties, as well as affirmative and negative covenants. Affirmative covenants include, among others, reporting requirements, provision of notices of material events, maintenance of existence, maintenance of books and records, compliance with laws, compliance with covenants under the designated servicing agreements and maintaining certain servicing standards with respect to the advances and the related mortgage loans. Negative covenants include, among others, limitations on amendments to the designated servicing agreements and limitations on amendments to the procedures and methodology for repaying the advances or determining that advances have become non-recoverable.

The definitive documents related to the Notes also contain customary events of default, including, among others, (i) non-payment of principal, interest or other amounts when due, (ii) insolvency of Nationstar, the Buyer, the applicable Issuer or the applicable Depositor; (iii) the applicable Issuer becoming subject to registration as an "investment company" within the meaning of the 1940 Act; (iv) Nationstar or the Buyer fails to comply with the deposit and remittance requirements set forth in any pooling and servicing agreement or such definitive documents; and (v) Nationstar's failure to make an indemnity payment after giving effect to any applicable grace period. Upon the occurrence and during the continuance of an event of default under any facility, the requisite percentage of the related noteholders may declare the Notes and all other obligations of the applicable Issuer immediately due and payable and may terminate the commitments. A bankruptcy event of default causes such obligations automatically to become immediately due and payable and the commitments automatically to terminate.

Certain of the Notes accrue interest based on a floating rate of interest. Servicer advances and deferred servicing fees are non-interest bearing assets. The interest obligations in respect of the Notes are not supported by any interest rate hedging instrument or arrangement. If the applicable index rate for purposes of determining the interest rates on the Notes rises, there may not be sufficient collections on the servicer advances and deferred servicing fees and a target amortization event or an event of default could occur in respect of certain Notes. This could result in a partial or total loss on our investment.

### *RMBS*

On October 30, 2013, we entered into a \$414.2 million master repurchase agreement with Alpine Securitization Corp., an asset-backed commercial paper facility sponsored by Credit Suisse AG, an affiliate of Credit Suisse Securities (USA) LLC, which has a one year maturity. The \$414.2 million one year term master repurchase agreement is subject to margin call provisions as well as customary loan covenants and event of default provisions, including event of default provisions triggered by a 50% equity decline over any 12 month period and 35% equity decline over any 3 month period and a four-to-one indebtedness to tangible net worth provision. The financing bears interest at one-month LIBOR plus 1.75%.

### *Residential Mortgage Loans*

On November 25, 2013, we also entered into a \$300.0 million master repurchase agreement with RBS with advance rates ranging from 65% to 85% and an interest cost of one-month LIBOR plus 2.5% to 2.75%. The repurchase agreement, which contains customary covenants and event of default provisions and is subject to margin calls, matures on November 24, 2014. Pursuant to the repurchase agreement we may sell, and later repurchase, (x) trust certificates representing interests in certain residential mortgage loans and (y) the capital stock of a corporation that holds certain real estate owned properties. The principal amount paid by RBS for such assets is based on a percentage of the lesser of the market value or the UPB of such mortgage assets backing the assets. Upon our repurchase of such assets sold under the repurchase agreement, we are required to repay RBS a repurchase amount based on the purchase price plus accrued interest. We are also required to pay certain administrative costs and expenses in connection with the structuring, management and ongoing administration of the master repurchase agreement. The repurchase agreement contains customary covenants and event of default provisions, including a minimum liquidity requirement of \$15.0 million, a minimum tangible net worth provision of \$540.0 million, and a four to one indebtedness to tangible net worth provision.

On January 15, 2014, we entered into a \$25.3 million repurchase agreement with Credit Suisse Securities (USA) LLC which matures on January 14, 2015. Borrowings under the agreement bear interest equal to the sum of (i) a floating rate index rate equal to one-month LIBOR and (ii) a margin of 3.00%. The agreement contains customary covenants and event of default provisions, including event of default provisions triggered by a 50% equity decline as of the end of the corresponding period in the prior fiscal year, or a 35% equity decline as of the end of the quarter immediately preceding the most recently completed fiscal quarter and a four-to-one indebtedness to tangible net worth provision.

### *Other*

On January 8, 2014, we financed all of our ownership interest in each of the Consumer Loan Companies under a \$150.0 million master repurchase agreement with Credit Suisse Securities (USA) LLC, which matures on June 30, 2014. Borrowings under the facility bear interest equal to the sum of (i) a floating rate index rate equal to one-month LIBOR and (ii) a margin of 4.00%. The facility contains customary covenants and event of default provisions.



### *Maturities*

Our debt obligations as of December 31, 2013, as summarized in Note 11 to our consolidated financial statements, had contractual maturities as follows (in thousands):

<u>Year</u>	<u>Nonrecourse</u>	<u>Recourse (A)</u>	<u>Total</u>
2014	\$2,548,387	\$1,560,942	\$4,109,329

(A) Excludes recourse debt related to linked transactions. Refer to Note 10 to our consolidated financial statements included herein.

In March 2014, the Buyer extended the maturity of approximately \$1.8 billion of nonrecourse debt by repaying all of the notes issued pursuant to the Barclays Facility and a portion of the notes issued pursuant to the CS Facility with the proceeds of new notes issued by the NRART Master Trust. The expected repayment dates of the new notes are in March 2015 and March 2017.

### *Borrowing Capacity*

The following table represents our borrowing capacity as of December 31, 2013:

<u>Debt Obligations / Collateral</u>	<u>Collateral Type</u>	<u>Borrowing Capacity</u>	<u>Balance Outstanding</u>	<u>Available Financing</u>
<b>Notes Payable</b>				
Secured Corporate Loan	Excess MSR's	\$ 75,000	\$ 75,000	\$ —
Servicer Advances (A)	Servicer Advances	3,900,000	2,390,778	1,509,222
<b>Repurchase Agreements</b>				
Residential Mortgage Loans (B)	Real Estate Loans	300,000	60,102	239,898
		<u>\$4,275,000</u>	<u>\$2,525,880</u>	<u>\$1,749,120</u>

(A) Our unused borrowing capacity is available to us if we have additional eligible collateral to pledge and meet other borrowing conditions. We pay a 0.5% fee on the unused borrowing capacity.

(B) Financing related to linked transaction. See Note 10 to the consolidated financial statements included in this report for additional information on linked transactions.

### *Covenants*

We were in compliance with all of our debt covenants as of December 31, 2013. The covenants to which we are subject are described in Note 11 to our consolidated financial statements included herein.

## Stockholders' Equity

### Common Stock

On April 29, 2013, New Residential's certificate of incorporation was amended so that its authorized capital stock now consists of 2,000,000,000 shares of common stock, par value \$0.01 per share, and 100,000,000 shares of preferred stock, par value \$0.01 per share. At the time of the completion of the spin-off, there were 253,025,645 outstanding shares of common stock which was based on the number of Newcastle's shares of common stock outstanding on May 6, 2013 and a distribution ratio of one share of our common stock for each share of Newcastle common stock.

Prior to the spin-off, Newcastle had issued options to the Manager in connection with capital raising activities. In connection with the spin-off, the 21.5 million options that were held by FIG LLC (the Manager), or by the directors, officers or employees, of the Manager, were converted into an adjusted Newcastle option and a new New Residential option. The exercise price of each adjusted Newcastle option and New Residential option was set to collectively maintain the intrinsic value of the Newcastle option immediately prior to the spin-off and to maintain the ratio of the exercise price of the adjusted Newcastle option and the New Residential option, respectively, to the fair market value of the underlying shares as of the spin-off date, in each case based on the five day average closing price subsequent to the spin-off date.

Approximately 5.3 million shares of our common stock were held by Fortress, through its affiliates, and its principals as of December 31, 2013.

As of December 31, 2013, our outstanding options corresponding to Newcastle options issued prior to 2011 had a weighted average strike price of \$15.28 and our outstanding options corresponding to Newcastle options issued in 2011, 2012 and 2013 (as well as options issued by New Residential to its directors in 2013) had a weighted average strike price of \$4.21. Our outstanding options as of December 31, 2013 were summarized as follows:

	December 31, 2013			December 31, 2012		
	Issued Prior to 2011	Issued in 2011-2013	Total	Issued Prior to 2011	Issued in 2011 and 2012	Total
Held by the Manager	1,496,555	16,176,333	17,672,888	1,751,172	7,934,166	9,685,338
Issued to the Manager and subsequently transferred to certain of the Manager's employees	535,570	2,510,000	3,045,570	701,937	2,860,000	3,561,937
Issued to the independent directors	2,000	10,000	12,000	2,000	2,000	4,000
Total	<u>2,034,125</u>	<u>18,696,333</u>	<u>20,730,458</u>	<u>2,455,109</u>	<u>10,796,166</u>	<u>13,251,275</u>

### Accumulated Other Comprehensive Income (Loss)

During the year ended December 31, 2013, our accumulated other comprehensive income (loss) changed due to the following factors (in thousands):

	<b>Total Accumulated Other Comprehensive Income</b>
<b>Accumulated other comprehensive income, December 31, 2012</b>	<b>\$ 15,526</b>
Net unrealized gain (loss) on securities	35,352
Reclassification of net realized (gain) loss on securities into earnings	(47,664)
<b>Accumulated other comprehensive income, December 31, 2013</b>	<b>\$ 3,214</b>

Our GAAP equity changes as our real estate securities portfolio is marked to market each quarter, among other factors. The primary causes of mark to market changes are changes in interest rates and credit spreads. During the year ended December 31, 2013, we recorded unrealized gains on our real estate securities primarily caused by a net tightening of credit spreads. We recorded OTTI charges of \$5.0 million with respect to real estate securities and realized gains of \$52.7 million on sales of real estate securities.

See “— Market Considerations” above for a further discussion of recent trends and events affecting our unrealized gains and losses as well as our liquidity.

### Common Dividends

We are organized and intend to conduct our operations to qualify as a REIT for U.S. federal income tax purposes. We intend to make regular quarterly distributions to holders of our common stock. U.S. federal income tax law generally requires that a REIT distribute annually at least 90% of its REIT taxable income, without regard to the deduction for dividends paid and excluding net capital gains, and that it pay tax at regular corporate rates to the extent that it annually distributes less than 100% of its taxable income. We intend to make regular quarterly distributions of all or substantially all of our taxable income to holders of our common stock out of assets legally available for this purpose, if and to the extent authorized by our board of directors. Before we pay any dividend, whether for U.S. federal income tax purposes or otherwise, we must first meet both our operating requirements and debt service on our repurchase agreements and other debt payable. If our cash available for distribution is less than our taxable income, we could be required to sell assets or raise capital to make cash distributions or we may make a portion of the required distribution in the form of a taxable stock distribution or distribution of debt securities.

We make distributions based on a number of factors, including an estimate of taxable earnings per common share. Dividends distributed and taxable and GAAP earnings will typically differ due to items such as fair value adjustments, differences in premium amortization and discount accretion, and non-deductible general and administrative expenses. Our quarterly dividend per share may be substantially different than our quarterly taxable earnings and GAAP earnings per share.

<u>Common Dividends Declared for the Period Ended</u>	<u>Paid</u>	<u>Amount Per Share</u>
June 30, 2013	July 2013	\$ 0.070
September 30, 2013	October 2013	\$ 0.175
December 31, 2013	January 2014	\$ 0.250(A)

(A) Includes a \$0.075 special cash dividend made in connection with REIT distribution requirements.

On March 19, 2014, our board of directors declared a first quarter 2014 dividend of \$0.175 per share of common stock, which is payable on April 30, 2014 to stockholders of record as of March 31, 2014.

## *Cash Flow*

### Operating Activities

We did not have any cash balance during periods prior to April 5, 2013, which is the first date Newcastle contributed cash to us. All of its cash activity occurred in Newcastle's accounts during these periods.

Net cash flow provided by operating activities increased approximately \$152.9 million for the year ended December 31, 2013 as compared to the year ended December 31, 2012. This change resulted primarily from the factors described below:

Operating cash flows increased \$132.9 million as a result of an increase in net interest income received of \$49.9 million and an increase in distributions of earnings from equity method investees of \$127.3 million. These increases were partially offset by an increase in general and administrative expenses paid of \$41.5 million and an increase in restricted cash of \$2.8 million.

Cash proceeds from investments, in excess of interest income, decreased by \$1.7 million primarily due to proceeds received from Excess MSRs and real estate securities prior to the spin-off which was driven by our additional acquisitions in the first quarter of 2013.

Net cash proceeds deemed as capital distributions to Newcastle decreased \$21.7 million primarily due to a decrease in cash proceeds from investments, in excess of interest income, of \$1.7 million and the increase in operating cash flow deemed as capital distributions prior to the contribution of cash by Newcastle to us.

### Investing Activities

Cash flows used in investing activities were \$993.5 million for the year ended December 31, 2013. No cash flow from investing activities was recorded prior to the date of contribution of cash by Newcastle to us. Investing activities after this date consisted primarily of the acquisition of excess mortgage servicing rights, servicer advances and real estate securities, net of principal repayments from Agency RMBS and Non-Agency RMBS as well as proceeds from the sale of Non-Agency RMBS.

### Financing Activities

Cash flows provided by financing activities were approximately \$1.1 billion during the year ended December 31, 2013. No cash flow from financing activities was recorded prior to the date of contribution of cash by Newcastle to us. Financing activities after this date consisted primarily of borrowings net of repayments under debt obligations, and capital contributions by Newcastle.

## **INTEREST RATE, CREDIT AND SPREAD RISK**

We are subject to interest rate, credit and spread risk with respect to our investments. These risks are further described in Part II, Item 7A, "Quantitative and Qualitative Disclosures About Market Risk."

## **OFF-BALANCE SHEET ARRANGEMENTS**

On April 1, 2013, we completed the consumer loan purchase through a number of joint venture companies. The purchase price of approximately \$3.0 billion was financed with approximately \$2.2 billion (\$1.7 billion outstanding as of December 31, 2013) of asset-backed notes within such companies. These notes have an interest rate of 3.75% and a maturity of April 2021. In September 2013, the joint ventures issued and sold an additional \$0.4 billion of asset-backed notes for 96% of par. These notes are subordinate to the debt issued in April 2013, have a maturity of December 2024 and pay a coupon of 4%. We have a 30% membership interest in the Consumer Loan Companies and do not consolidate them.

We also had approximately \$69.0 million of repurchase agreements in transactions accounted for as "linked transactions." See Note 10 to our consolidated financial statements included in this report.

We did not have any other off-balance sheet arrangements. We did not have any relationships with unconsolidated entities or financial partnerships, such as entities often referred to as structured investment vehicles, or special purpose or variable interest entities, established to facilitate off-balance sheet arrangements or other contractually narrow or limited purposes, other than the joint venture entities. Further, we have not guaranteed any obligations of unconsolidated entities or entered into any commitment and do not intend to provide additional funding to any such entities.

## CONTRACTUAL OBLIGATIONS

As of December 31, 2013, we had the following material contractual obligations (payments in thousands):

<u>Contract</u>	<u>Terms</u>
Repurchase Agreements	Described under Note 11 to our consolidated financial statements.
<u>Notes Payable</u>	
Secured Corporate Loan	Described under Note 11 to our consolidated financial statements.
Servicer Advance Financing	Described under Note 11 to our consolidated financial statements.
Residential Mortgage Loan Financing	Described under Note 11 to our consolidated financial statements.
Management Agreement	For its services, our Manager is entitled to management fees, incentive fees, and reimbursement for certain expenses, as defined in, and in accordance with the terms of, the Management Agreement. Such terms are described in Note 15 to our consolidated financial statements.
Servicer Advances	Investment commitments not yet funded as of December 31, 2013.
MSR Investments	Investment commitments not yet funded as of December 31, 2013.

<u>Contract</u>	<u>Fixed and Determinable Payments Due by Period</u>				
	<u>2014</u>	<u>2015-2016</u>	<u>2017-2018</u>	<u>Thereafter</u>	<u>Total</u>
<u>Debt Obligations</u>					
Repurchase Agreements (A)	\$1,620,711	\$ —	\$ —	\$ —	\$1,620,711
Secured Corporate Loan (B)	75,792	—	—	—	75,792
Servicer Advance Financing (C)	2,390,778	—	—	—	2,390,778
Residential Mortgage Loan Financing (A)	22,840	—	—	—	22,840
<u>Other Contractual Obligations</u>					
Management Agreement (D)	35,282	36,870	36,870	460,881	569,903
Servicer Advances (E)	56,677	—	—	—	56,677
MSR Investments (E)	52,989	—	—	—	52,989
Total	<u>\$4,255,069</u>	<u>\$ 36,870</u>	<u>\$ 36,870</u>	<u>\$460,881</u>	<u>\$4,789,690</u>

- (A) Repurchase agreements, which have not been term financed, and mature within one year of our financial statement date, are included in this table assuming no interest. Excludes financings accounted for as linked transactions (refer to Note 10 to our consolidated financial statements included herein).
- (B) Includes interest based on rates existing as of December 31, 2013 and assuming no prepayments.
- (C) The servicer advance financing is comprised of notes payable which are generally short term and expire within one year. As this balance fluctuates based on future events and assumptions, it is included in this table assuming no interest.
- (D) Amounts reflect management fees and full expense reimbursements for the next 30 years, assuming no change in gross equity. Incentive fee is included for the amount currently outstanding as of December 31, 2013.
- (E) Amounts represent the equity components of investment commitments that were not yet funded as of December 31, 2013. In addition, New Residential and its third-party co-investors have agreed to purchase, through the Buyer, future servicer advances related to certain Non-Agency mortgage loans with an aggregate UPB of approximately \$54.6 million as of December 31, 2013.

## INFLATION

Virtually all of our assets and liabilities are financial in nature. As a result, interest rates and other factors affect our performance more so than inflation, although inflation rates can often have a meaningful influence over the direction of interest rates. Furthermore, our financial statements are prepared in accordance with GAAP and our distributions are determined by our board of directors primarily based on our taxable income, and, in each case, our activities and balance sheet are measured with reference to historical cost and/or fair market value without considering inflation. See “Quantitative and Qualitative Disclosures About Market Risk—Interest Rate Risk” below.

## CORE EARNINGS

We have four primary variables that impact our operating performance: (i) the current yield earned on our investments, (ii) the interest expense incurred under the debt incurred to finance our investments, (iii) our operating expenses and (iv) our realized and unrealized gain or losses, including any impairment, on our investments. “Core earnings” is a non-GAAP measure of our operating performance excluding the fourth variable above and adjusting the earnings from the consumer loan investment to a level yield basis. It is used by management to gauge our current performance without taking into account: (i) realized and unrealized gains and losses, which although they represent a part of our recurring operations, are subject to significant variability and are only a potential indicator of future economic performance; (ii) incentive compensation paid to our Manager; and (iii) non-capitalized deal inception costs.

While incentive compensation paid to our Manager may be a material operating expense, we exclude it from core earnings because (i) from time to time, a component of the computation of this expense will relate to items (such as gains or losses) that are excluded from core earnings, and (ii) it is impractical to determine the portion of the expense related to core earnings and non-core earnings, and the type of earnings (loss) that created an excess (deficit) above or below, as applicable, the incentive compensation threshold. To illustrate why it is impractical to determine the portion of incentive compensation expense that should be allocated to core earnings, we note that, as an example, in a given period, we may have core earnings in excess of the incentive compensation threshold but incur losses (which are excluded from core earnings) that reduce total earnings below the incentive compensation threshold. In such case, we would either need to (a) allocate zero incentive compensation expense to core earnings, even though core earnings exceeded the incentive compensation threshold, or (b) assign a “pro forma” amount of incentive compensation expense to core earnings, even though no incentive compensation was actually incurred. We believe that neither of these allocation methodologies achieves a logical result. Accordingly, the exclusion of incentive compensation facilitates comparability between periods and avoids the distortion to our non-GAAP operating measure that would result from the inclusion of incentive compensation that relates to non-core earnings.

With regard to non-capitalized deal inception costs, management does not view these costs as part of our core operations. Non-capitalized deal inception costs are generally legal and valuation service costs, as well as other professional service fees, incurred when we acquire certain investments. These costs are recorded as general and administrative expenses in our statements of income.

In the third quarter of 2013, we changed our definition of “core earnings” to exclude incentive compensation paid to our Manager and non-capitalized deal inception costs. The calculation of “core earnings” has been retroactively adjusted for all periods presented. Management believes that the adjustments to compute “core earnings” specified above allow investors and analysts to readily identify the operating performance of the assets that form the core of our activity, assist in comparing the core operating results between periods, and enable investors to evaluate our current performance using the same measure that management uses to operate the business.

The primary differences between core earnings and the measure we use to calculate incentive compensation relate to (i) realized gains and losses (including impairments) and (ii) non-capitalized deal inception costs. Both are excluded from core earnings and included in our incentive compensation measure. Unlike core earnings, our incentive compensation measure is intended to reflect all realized results of operations.

Core earnings does not represent cash generated from operating activities in accordance with GAAP and therefore should not be considered an alternative to net income as an indicator of our operating performance or as an alternative to cash flow as a measure of our liquidity and is not necessarily indicative of cash available to fund cash needs. For a further description of the difference between cash flow provided by operations and net income, see “—Liquidity and Capital Resources” above. Our calculation of core earnings may be different from the calculation used by other companies and, therefore, comparability may be limited. Set forth below is a reconciliation of core earnings to the most directly comparable GAAP financial measure (dollars in thousands):

	Year Ended December 31,		December 8 through December 31,
	2013	2012	2011
Net income (loss) attributable to common stockholders	\$ 265,949	\$41,247	\$ 714
Impairment	5,454	—	—
Other Income	(241,008)	(9,023)	(367)
Incentive compensation to affiliate	16,847	—	—
Non-capitalized deal inception costs	5,698	5,230	785
Core earnings of equity method investees			
Excess mortgage servicing rights	23,361	—	—
Consumer loans	53,696	—	—
<b>Core Earnings</b>	<b>\$ 129,997</b>	<b>\$37,454</b>	<b>\$ 1,132</b>

#### Item 7A. Quantitative and Qualitative Disclosures About Market Risk

Market risk is the exposure to loss resulting from changes in interest rates, credit spreads, foreign currency exchange rates, commodity prices, equity prices and other market based risks. The primary market risks that we are exposed to are interest rate risk, prepayment speed risk, credit spread risk and credit risk. These risks are highly sensitive to many factors, including governmental monetary and tax policies, domestic and international economic and political considerations and other factors beyond our control. All of our market risk sensitive assets, liabilities and derivative positions are for non-trading purposes only. For a further understanding of how market risk may affect our financial position or results of operations, please refer to “Management’s Discussion and Analysis of Financial Condition and Results of Operations—Application of Critical Accounting Policies.”

#### Interest Rate Risk

Changes in interest rates, including changes in expected interest rates or “yield curves,” affect our investments in two distinct ways, each of which is discussed below.

First, changes in interest rates affect our net interest income, which is the difference between the interest income earned on assets and the interest expense incurred in connection with our debt obligations and hedges.

We may use match funded structures, when appropriate and available. This means that we seek to match the maturities of our debt obligations with the maturities of our assets to reduce the risk that we have to refinance our liabilities prior to the maturities of our assets, and to reduce the impact of changing interest rates on our earnings. In addition, we seek to match fund interest rates on our assets with like-kind debt (i.e., fixed rate assets are financed with fixed rate debt and floating rate assets are financed with floating rate debt), directly or through the use of interest rate swaps, caps or other financial instruments (see below), or through a combination of these strategies, which we believe allows us to reduce the impact of changing interest rates on our earnings.

However, increases in interest rates can nonetheless reduce our net interest income to the extent that we are not completely match funded. Furthermore, a period of rising interest rates can negatively impact our return on certain floating rate investments. Although these investments may be financed with floating rate debt, the interest rate on the debt may reset prior to, and in some cases more frequently than, the interest rate on the assets, causing a decrease in return on equity during a period of rising interest rates. See further disclosure regarding our Agency ARM RMBS under “Management’s Discussion and Analysis of Financial Condition and Results of Operations – Our Portfolio – Real Estate Securities – Agency ARM RMBS” for information about the reset terms and “Management’s Discussion and Analysis of Financial Conditions as Results of Operations – Liquidity and Capital Resources – Debt Obligations” for information about related debt.

As of December 31, 2013, a 100 basis point increase in short term interest rates would increase our earnings by approximately \$6.2 million per annum, based on the current net floating rate exposure from our real estate securities and related financings.

Second, changes in the level of interest rates also affect the yields required by the marketplace on interest rate instruments. Increasing interest rates would decrease the value of the fixed rate assets we hold at the time because higher required yields result in lower prices on existing fixed rate assets in order to adjust their yield upward to meet the market.

Changes in unrealized gains or losses resulting from changes in market interest rates do not directly affect our cash flows, or our ability to pay a dividend, to the extent the related assets are expected to be held, as their fair value is not relevant to their underlying cash flows. As long as these fixed rate assets continue to perform as expected, our cash flows from these assets would not be affected by increasing interest rates. Changes in unrealized gains or losses would impact our ability to realize gains on existing investments if they were sold. Furthermore, with respect to changes in unrealized gains or losses on investments which are carried at fair value, changes in unrealized gains or losses would impact our net book value and, in certain cases, our net income.

As of December 31, 2013, a 100 basis point change in short term interest rates would impact our net book value by approximately \$0.2 million, based on the current net fixed rate exposure from our investments.

Changes in the value of our assets could affect our ability to borrow and access capital. Also, if the value of our assets subject to short term financing were to decline, it could cause us to fund margin and affect our ability to refinance such assets upon the maturity of the related financings, adversely impacting our rate of return on such securities.

Interest rates are highly sensitive to many factors, including fiscal and monetary policies and domestic and international economic and political considerations, as well as other factors beyond our control.

Our Excess MSR, servicer advances (including the basic fee component of the related MSR, and the related financing) and consumer loans are subject to interest rate risk. Generally, in a declining interest rate environment, prepayment speeds increase which in turn would cause the value of Excess MSR and basic fees to decrease and the value of consumer loans to increase. Conversely, in an increasing interest rate environment, prepayment speeds decrease which in turn would cause the value of Excess MSR and basic fees to increase and the value of consumer loans to decrease. To the extent we do not hedge against changes in interest rates, our balance sheet, results of operations and cash flows would be susceptible to significant volatility due to changes in the fair value of, or cash flows from, Excess MSR, basic fees and consumer loans as interest rates change. However, rising interest rates could result from more robust market conditions, which could reduce the credit risk associated with our investments. The effects of such a decrease in values on our financial position, results of operations and liquidity are discussed below under “—Prepayment Speed Exposure.”

We are subject to margin calls on our repurchase agreements. Furthermore, we may, from time to time, be a party to derivative agreements or financing arrangements that are subject to margin calls based on the value of such instruments. We seek to maintain adequate cash reserves and other sources of available liquidity to meet any margin calls resulting from decreases in value related to a reasonably possible (in the opinion of management) change in interest rates.

### **Prepayment Speed Exposure**

Prepayment speeds significantly affect the value of Excess MSR, basic fees and consumer loans. Prepayment speed is the measurement of how quickly borrowers pay down the UPB of their loans or how quickly loans are otherwise brought current, modified, liquidated or charged off. The price we pay to acquire certain investments will be based on, among other things, our projection of the cash flows from the related pool of loans. Our expectation of prepayment speeds is a significant assumption underlying those cash flow projections. If the fair value of Excess MSR decreases, we would be required to record a non-cash charge, which would have a negative impact on our financial results. Furthermore, a significant increase in prepayment speeds could materially reduce the ultimate cash flows we receive from Excess MSR, and we could ultimately receive substantially less than what we paid for such assets. Conversely, a significant decrease in prepayment speeds with respect to our consumer loans could delay our expected cash flows and reduce the yield on this investment.



We seek to reduce our exposure to prepayment through the structuring of our investments in Excess MSR. For example, we seek to enter into “Recapture Agreements” whereby we will receive a new Excess MSR with respect to a loan that was originated by the servicer and used to repay a loan underlying an Excess MSR that we previously acquired from that same servicer. In lieu of receiving an Excess MSR with respect to the loan used to repay a prior loan, the servicer may supply a similar Excess MSR. We seek to enter into such Recapture Agreements in order to protect our returns in the event of a rise in voluntary prepayment rates.

Please refer to the table in “Management’s Discussion and Analysis of Financial Condition and Results of Operations — Application of Critical Accounting Policies — Excess MSR” for an analysis of the sensitivity of these investments to changes in certain market factors.

### **Credit Spread Risk**

Credit spreads measure the yield demanded on loans and securities by the market based on their credit relative to U.S. Treasuries, for fixed rate credit, or LIBOR, for floating rate credit. Our floating rate securities are valued based on a market credit spread over LIBOR. Excessive supply of such securities combined with reduced demand will generally cause the market to require a higher yield on such securities, resulting in the use of a higher (or “wider”) spread over the benchmark rate to value them.

Widening credit spreads would result in higher yields being required by the marketplace on securities. This widening would reduce the value of the securities we hold at the time because higher required yields result in lower prices on existing securities in order to adjust their yield upward to meet the market. The effects of such a decrease in values on our financial position, results of operations and liquidity are discussed above under “—Interest Rate Risk.”

As of December 31, 2013, a 25 basis point movement in credit spreads would impact our net book value by approximately \$13.2 million, based on a static portfolio of real estate securities and related financings, but would not directly affect our earnings or cash flow.

In an environment where spreads are tightening, if spreads tighten on the assets we purchase to a greater degree than they tighten the liabilities we issue, our net spread will be reduced.

### **Credit Risk**

We are subject to varying degrees of credit risk in connection with our assets. Credit risk refers to the ability of each individual borrower underlying our investments in Excess MSR, servicer advances, securities and loans to make required interest and principal payments on the scheduled due dates. If delinquencies increase, then the amount of servicer advances we are required to make will also increase. We may also invest in loans and Non-Agency RMBS which represent “first loss” pieces; in other words, they do not benefit from credit support although we believe they predominantly benefit from underlying collateral value in excess of their carrying amounts. Although we do not expect to encounter credit risk in our Agency ARM RMBS, we do anticipate credit risk related to Non-Agency RMBS, residential mortgage loans and consumer loans.

We seek to reduce credit risk through prudent asset selection, actively monitoring our asset portfolio and the underlying credit quality of our holdings and, where appropriate and achievable, repositioning our investments to upgrade their credit quality. Our pre-acquisition due diligence and processes for monitoring performance include the evaluation of, among other things, credit and risk ratings, principal subordination, prepayment rates, delinquency and default rates, and vintage of collateral.

**Liquidity Risk**

The assets that comprise our asset portfolio are not publicly traded. A portion of these assets may be subject to legal and other restrictions on resale or otherwise be less liquid than publicly-traded securities. The illiquidity of our assets may make it difficult for us to sell such assets if the need or desire arises, including in response to changes in economic and other conditions.

**Item 8. Financial Statements and Supplementary Data.**

Index to Financial Statements:

Report of Independent Registered Public Accounting Firm

Report on Internal Control Over Financial Reporting of Independent Registered Public Accounting Firm

Consolidated Balance Sheets as of December 31, 2013 and December 31, 2012

Consolidated Statements of Income for the years ended December 31, 2013 and 2012 and the period from December 8, 2011 (commencement of operations) through December 31, 2011

Consolidated Statements of Comprehensive Income for the years ended December 31, 2013 and 2012 and the period from December 8, 2011 (commencement of operations) through December 31, 2011

Consolidated Statements of Changes in Stockholders' Equity for the years ended December 31, 2013 and 2012 and the period from December 8, 2011 (commencement of operations) through December 31, 2011

Consolidated Statements of Cash Flows for the years ended December 31, 2013 and 2012 and the period from December 8, 2011 (commencement of operations) through December 31, 2011

Notes to Consolidated Financial Statements

All schedules have been omitted because either the required information is included in our consolidated financial statements and notes thereto or it is not applicable

## Report of Independent Registered Public Accounting Firm

The Board of Directors and Stockholders of New Residential Investment Corp. and Subsidiaries

We have audited the accompanying consolidated balance sheets of New Residential Investment Corp. and Subsidiaries (the "Company") as of December 31, 2013 and 2012, and the related consolidated statements of income, comprehensive income, stockholders' equity and cash flows for the years ended December 31, 2013 and 2012 and the period from December 8, 2011 (commencement of operations) through December 31, 2011. These financial statements are the responsibility of the Company's management. Our responsibility is to express an opinion on these financial statements based on our audits. We did not audit the combined financial statements of SpringCastle Finance, LLC, SpringCastle Credit, LLC, SpringCastle America, LLC and SpringCastle Acquisition, LLC (the "Limited Liability Companies"), limited liability companies in which the Company has a 30% interest. In the consolidated financial statements, the Company's investment in the Limited Liability Companies is stated at \$215,062,000 and \$0 as of December 31, 2013 and 2012, respectively, and the Company's equity in the net income of the Limited Liability Companies is stated at \$82,856,000, \$0 and \$0 for the years ended December 31, 2013 and 2012 and the period from December 8, 2011 (commencement of operations) through December 31, 2011. Those statements were audited by other auditors whose report has been furnished to us, and our opinion, insofar as it relates to the amounts included for the Limited Liability Companies, is based solely on the report of the other auditors.

We conducted our audits in accordance with the standards of the Public Company Accounting Oversight Board (United States). Those standards require that we plan and perform the audit to obtain reasonable assurance about whether the financial statements are free of material misstatement. An audit includes examining, on a test basis, evidence supporting the amounts and disclosures in the financial statements. An audit also includes assessing the accounting principles used and significant estimates made by management, as well as evaluating the overall financial statement presentation. We believe that our audits and the report of other auditors provide a reasonable basis for our opinion.

In our opinion, based on our audits and the report of other auditors, the financial statements referred to above present fairly, in all material respects, the consolidated financial position of New Residential Investment Corp. and Subsidiaries at December 31, 2013 and 2012, and the consolidated results of their operations and their cash flows for the years ended December 31, 2013 and 2012 and the period from December 8, 2011 (commencement of operations) through December 31, 2011, in conformity with U.S. generally accepted accounting principles.

We also have audited, in accordance with the standards of the Public Company Accounting Oversight Board (United States), New Residential Investment Corp.'s internal control over financial reporting as of December 31, 2013, based on criteria established in Internal Control-Integrated Framework issued by the Committee of Sponsoring Organizations of the Treadway Commission (1992 framework) and our report dated March 28, 2014 expressed an unqualified opinion thereon.

New York, New York  
March 28, 2014

## Report of Independent Registered Public Accounting Firm

The Board of Directors and Stockholders of New Residential Investment Corp. and Subsidiaries

We have audited New Residential Investment Corp. and Subsidiaries' internal control over financial reporting as of December 31, 2013, based on criteria established in Internal Control—Integrated Framework issued by the Committee of Sponsoring Organizations of the Treadway Commission (1992 framework) (the COSO criteria). New Residential Investment Corp. and Subsidiaries' management is responsible for maintaining effective internal control over financial reporting, and for its assessment of the effectiveness of internal control over financial reporting included in the accompanying Management's Report on Internal Control over Financial Reporting. Our responsibility is to express an opinion on the company's internal control over financial reporting based on our audit.

We conducted our audit in accordance with the standards of the Public Company Accounting Oversight Board (United States). Those standards require that we plan and perform the audit to obtain reasonable assurance about whether effective internal control over financial reporting was maintained in all material respects. Our audit included obtaining an understanding of internal control over financial reporting, assessing the risk that a material weakness exists, testing and evaluating the design and operating effectiveness of internal control based on the assessed risk, and performing such other procedures as we considered necessary in the circumstances. We believe that our audit provides a reasonable basis for our opinion.

A company's internal control over financial reporting is a process designed to provide reasonable assurance regarding the reliability of financial reporting and the preparation of financial statements for external purposes in accordance with generally accepted accounting principles. A company's internal control over financial reporting includes those policies and procedures that (1) pertain to the maintenance of records that, in reasonable detail, accurately and fairly reflect the transactions and dispositions of the assets of the company; (2) provide reasonable assurance that transactions are recorded as necessary to permit preparation of financial statements in accordance with generally accepted accounting principles, and that receipts and expenditures of the company are being made only in accordance with authorizations of management and directors of the company; and (3) provide reasonable assurance regarding prevention or timely detection of unauthorized acquisition, use, or disposition of the company's assets that could have a material effect on the financial statements.

Because of its inherent limitations, internal control over financial reporting may not prevent or detect misstatements. Also, projections of any evaluation of effectiveness to future periods are subject to the risk that controls may become inadequate because of changes in conditions, or that the degree of compliance with the policies or procedures may deteriorate.

In our opinion, New Residential Investment Corp. and Subsidiaries maintained, in all material respects, effective internal control over financial reporting as of December 31, 2013, based on the COSO criteria.

We also have audited, in accordance with the standards of the Public Company Accounting Oversight Board (United States), the consolidated balance sheets of New Residential Investment Corp. and Subsidiaries as of December 31, 2013 and 2012, and the related consolidated statements of income, comprehensive income, stockholders' equity and cash flows for the years ended December 31, 2013 and 2012 and the period from December 8, 2011 (commencement of operations) through December 31, 2011 of New Residential Investment Corp. and Subsidiaries and our report dated March 28, 2014 expressed an unqualified opinion thereon.

/s/ Ernst & Young LLP  
New York, New York  
March 28, 2014

**NEW RESIDENTIAL INVESTMENT CORP. AND SUBSIDIARIES**

**CONSOLIDATED BALANCE SHEETS**

(dollars in thousands)

	December 31,	
	2013	2012
<b>Assets</b>		
Investments in:		
Excess mortgage servicing rights, at fair value	\$ 324,151	\$ 245,036
Excess mortgage servicing rights, equity method investees, at fair value	352,766	—
Servicer advances	2,665,551	—
Real estate securities, available-for-sale	1,973,189	289,756
Residential mortgage loans, held-for-investment	33,539	—
Consumer loans, equity method investees	215,062	—
Cash and cash equivalents	271,994	—
Restricted cash	33,338	—
Derivative assets	35,926	—
Other assets	53,142	84
	<u>\$5,958,658</u>	<u>\$ 534,876</u>
<b>Liabilities and Equity</b>		
<b>Liabilities</b>		
Repurchase agreements	\$1,620,711	\$ 150,922
Notes payable	2,488,618	—
Trades payable	246,931	—
Due to affiliates	19,169	5,136
Dividends payable	63,297	—
Accrued expenses and other liabilities	6,857	462
	<u>4,445,583</u>	<u>156,520</u>
<b>Commitments and Contingencies</b>		
<b>Equity</b>		
Common Stock, \$0.01 par value, 2,000,000,000 shares authorized, 253,197,974 issued and outstanding as of December 31, 2013	2,532	—
Additional paid-in capital	1,157,118	362,830
Retained earnings	102,986	—
Accumulated other comprehensive income, net of tax	3,214	15,526
Total New Residential stockholders' equity	1,265,850	378,356
Noncontrolling interest in equity of consolidated subsidiaries	247,225	—
Total equity	<u>1,513,075</u>	<u>378,356</u>
	<u>\$5,958,658</u>	<u>\$ 534,876</u>

See notes to consolidated financial statements.

**NEW RESIDENTIAL INVESTMENT CORP. AND SUBSIDIARIES**

**CONSOLIDATED STATEMENTS OF INCOME**

FOR THE YEARS ENDED DECEMBER 31, 2013 AND 2012 AND THE PERIOD FROM DECEMBER 8, 2011

(COMMENCEMENT OF OPERATIONS) THROUGH DECEMBER 31, 2011

(dollars in thousands, except share and per share data)

	Years Ended December 31,		December 8 through December 31, 2011
	2013	2012	2011
Interest income	\$ 87,567	\$ 33,759	\$ 1,260
Interest expense	15,024	704	—
<b>Net Interest Income</b>	<u>72,543</u>	<u>33,055</u>	<u>1,260</u>
<b>Impairment</b>			
Other-than-temporary impairment (“OTTI”) on securities	4,993	—	—
Valuation allowance on loans	461	—	—
	<u>5,454</u>	<u>—</u>	<u>—</u>
Net interest income after impairment	67,089	33,055	1,260
<b>Other Income</b>			
Change in fair value of investments in excess mortgage servicing rights	53,332	9,023	367
Change in fair value of investments in excess mortgage servicing rights, equity method investees	50,343	—	—
Earnings from investments in consumer loans, equity method investees	82,856	—	—
Gain on settlement of securities	52,657	—	—
Other income	1,820	8,400	—
	<u>241,008</u>	<u>17,423</u>	<u>367</u>
<b>Operating Expenses</b>			
General and administrative expenses	10,284	5,878	874
Management fee allocated by Newcastle	4,134	3,353	39
Management fee to affiliate	11,209	—	—
Incentive compensation to affiliate	16,847	—	—
	<u>42,474</u>	<u>9,231</u>	<u>913</u>
<b>Income (Loss) Before Income Taxes</b>	265,623	41,247	714
Income tax expense	—	—	—
<b>Net Income (Loss)</b>	<u>\$ 265,623</u>	<u>\$ 41,247</u>	<u>\$ 714</u>
<b>Noncontrolling Interests in Income (Loss) of Consolidated Subsidiaries</b>	<u>\$ (326)</u>	<u>\$ —</u>	<u>\$ —</u>
<b>Net Income (Loss) Attributable to Common Stockholders</b>	<u>\$ 265,949</u>	<u>\$ 41,247</u>	<u>\$ 714</u>
<b>Net Income Per Share of Common Stock</b>			
Basic	<u>\$ 1.05</u>	<u>\$ 0.16</u>	<u>\$ —</u>
Diluted	<u>\$ 1.03</u>	<u>\$ 0.16</u>	<u>\$ —</u>
<b>Weighted Average Number of Shares of Common Stock Outstanding</b>			
Basic	<u>253,078,048</u>	<u>253,025,645</u>	<u>253,025,645</u>
Diluted	<u>257,368,255</u>	<u>253,025,645</u>	<u>253,025,645</u>

See notes to consolidated financial statements.

**NEW RESIDENTIAL INVESTMENT CORP. AND SUBSIDIARIES****CONSOLIDATED STATEMENTS OF COMPREHENSIVE INCOME**FOR THE YEARS ENDED DECEMBER 31, 2013 AND 2012 AND THE PERIOD FROM DECEMBER 8, 2011  
(COMMENCEMENT OF OPERATIONS) THROUGH DECEMBER 31, 2011

(dollars in thousands)

	<u>December 31,</u>		<u>December 8</u>
	<u>2013</u>	<u>2012</u>	<u>through</u> <u>December 31,</u> <u>2011</u>
Comprehensive income (loss), net of tax			
Net income (loss)	\$265,623	\$41,247	\$ 714
Other comprehensive income (loss)			
Net unrealized gain (loss) on securities	35,352	15,526	—
Reclassification of net realized (gain) loss on securities into earnings	(47,664)	—	—
	<u>(12,312)</u>	<u>15,526</u>	<u>—</u>
Total comprehensive income (loss)	<u>\$253,311</u>	<u>\$56,773</u>	<u>\$ 714</u>
Comprehensive income (loss) attributable to noncontrolling interests	\$ (326)	\$ —	\$ —
Comprehensive income (loss) attributable to common stockholders	<u>\$253,637</u>	<u>\$56,773</u>	<u>\$ 714</u>

See notes to consolidated financial statements.

**NEW RESIDENTIAL INVESTMENT CORP. AND SUBSIDIARIES**

**CONSOLIDATED STATEMENT OF CHANGES IN STOCKHOLDERS' EQUITY**

FOR THE YEARS ENDED DECEMBER 31, 2013 AND 2012 AND THE PERIOD FROM DECEMBER 8, 2011

(COMMENCEMENT OF OPERATIONS) THROUGH DECEMBER 31, 2011

(dollars in thousands)

	Common Stock			Retained Earnings	Accumulated Other Comprehensive Income	Total New Residential Stockholders' Equity	Noncontrolling Interests in Equity of Consolidated Subsidiaries	Total Equity
	Shares	Amount	Additional Paid-in Capital					
<b>Equity - December 8, 2011</b>	—	\$ —	\$ —	\$ —	\$ —	\$ —	\$ —	\$ —
Capital contributions	—	—	40,492	—	—	40,492	—	40,492
Capital distributions	—	—	(1,398)	—	—	(1,398)	—	(1,398)
Net income	—	—	714	—	—	714	—	714
<b>Equity - December 31, 2011</b>	—	\$ —	\$ 39,808	\$ —	\$ —	\$ 39,808	\$ —	\$ 39,808
Capital contributions	—	—	368,294	—	—	368,294	—	368,294
Contributions in-kind	—	—	164,142	—	—	164,142	—	164,142
Capital distributions	—	—	(250,661)	—	—	(250,661)	—	(250,661)
Comprehensive income (loss), net of tax								
Net income	—	—	41,247	—	—	41,247	—	41,247
Net unrealized gain (loss) on securities	—	—	—	—	15,526	15,526	—	15,526
Total comprehensive income (loss)	—	—	—	—	—	56,773	—	56,773
<b>Equity - December 31, 2012</b>	—	\$ —	\$ 362,830	\$ —	\$ 15,526	\$ 378,356	\$ —	\$ 378,356
Dividends declared	—	—	—	(125,317)	—	(125,317)	—	(125,317)
Capital contributions	—	—	893,466	—	—	893,466	247,551	1,141,017
Contributions in-kind	—	—	1,093,684	—	—	1,093,684	—	1,093,684
Capital distributions	—	—	(1,228,054)	—	—	(1,228,054)	—	(1,228,054)
Issuance of common stock	253,025,645	2,530	(2,530)	—	—	—	—	—
Option exercise	160,634	2	(2)	—	—	—	—	—
Director share grant	11,695	—	78	—	—	78	—	78
Comprehensive income (loss), net of tax								
Net income (loss)	—	—	37,646	228,303	—	265,949	(326)	265,623
Net unrealized gain (loss) on securities	—	—	—	—	35,352	35,352	—	35,352
Reclassification of net realized (gain) loss on securities into earnings	—	—	—	—	(47,664)	(47,664)	—	(47,664)
Total comprehensive income (loss)	—	—	—	—	—	253,637	(326)	253,311
<b>Equity - December 31, 2013</b>	<u>253,197,974</u>	<u>\$ 2,532</u>	<u>\$ 1,157,118</u>	<u>\$ 102,986</u>	<u>\$ 3,214</u>	<u>\$ 1,265,850</u>	<u>\$ 247,225</u>	<u>\$ 1,513,075</u>

See notes to consolidated financial statements.



**NEW RESIDENTIAL INVESTMENT CORP. AND SUBSIDIARIES**

**CONSOLIDATED STATEMENTS OF CASH FLOWS**

FOR THE YEARS ENDED DECEMBER 31, 2013 AND 2012 AND THE PERIOD FROM DECEMBER 8, 2011  
(COMMENCEMENT OF OPERATIONS) THROUGH DECEMBER 31, 2011

(dollars in thousands)

	Year Ended December 31,		December 8 through December 31,
	2013	2012	2011
<b>Cash Flows From Operating Activities</b>			
Net income (loss)	\$ 265,623	\$ 41,247	\$ 714
Adjustments to reconcile net income to net cash provided by (used in) operating activities:			
Change in fair value of investments in excess mortgage servicing rights	(53,332)	(9,023)	(367)
Change in fair value of investments in excess mortgage servicing rights, equity method investees	(50,343)	—	—
Distributions of earnings from excess mortgage servicing rights, equity method investees	44,454	—	—
Earnings from consumer loan equity method investees	(82,856)	—	—
Distributions of earnings from consumer loan equity method investees	82,856	—	—
Change in fair value of investments in derivative assets	(1,820)	—	—
Accretion of discount and other amortization	(13,908)	(5,339)	—
(Gain) / loss on settlement of investments (net)	(52,657)	—	—
Other-than-temporary impairment (“OTTI”)	4,993	—	—
Valuation allowance on loans	461	—	—
Non-cash directors’ compensation	78	—	—
Changes in:			
Restricted cash	(2,790)	—	—
Other assets	(8,274)	(84)	—
Due to affiliates	14,033	4,978	158
Accrued expenses and other liabilities	6,360	(352)	755
Reduction of liability deemed as capital contribution by Newcastle	11,515	—	—
Other operating cash flows:			
Cash proceeds from investments, in excess of interest income	41,435	43,113	138
Net cash proceeds deemed as capital distributions to Newcastle	(52,888)	(74,540)	(1,398)
Net cash provided by operating activities	<u>152,940</u>	<u>—</u>	<u>—</u>
<b>Cash Flows From Investing Activities</b>			
Acquisition of investments in excess mortgage servicing rights	(63,434)	—	—
Acquisition of investments in excess mortgage servicing rights, equity method investees	(233,764)	—	—
Purchase of servicer advance investments	(670,820)	—	—
Purchase of Agency ARM RMBS	(605,114)	—	—
Purchase of Non-Agency RMBS	(407,689)	—	—
Purchase of derivative assets	(70,227)	—	—
Return of investments in excess mortgage servicing rights	24,735	—	—
Return of investments in excess mortgage servicing rights, equity method investees	4,018	—	—
Principal repayments from servicer advance investments	103,394	—	—
Principal repayments from Agency ARM RMBS	302,920	—	—
Principal repayments from Non-Agency RMBS	66,495	—	—
Proceeds from sale of Non-Agency RMBS	521,865	—	—
Principal repayments from residential mortgage loans	3,809	—	—
Return of investments in consumer loan equity method investees	30,359	—	—
Net cash used in investing activities	<u>(993,453)</u>	<u>—</u>	<u>—</u>

Continued on next page.

**NEW RESIDENTIAL INVESTMENT CORP. AND SUBSIDIARIES**

**CONSOLIDATED STATEMENTS OF CASH FLOWS**

FOR THE YEARS ENDED DECEMBER 31, 2013 AND 2012 AND THE PERIOD FROM DECEMBER 8, 2011  
(COMMENCEMENT OF OPERATIONS) THROUGH DECEMBER 31, 2011  
(dollars in tables in thousands, except share data)

	Year Ended December 31,		December 8 through December 31,
	2013	2012	2011
<b>Cash Flows From Financing Activities</b>			
Repayments of repurchase agreements	(2,271,765)	—	—
Margin deposits under repurchase agreements	(61,152)	—	—
Repayments of notes payable	(59,149)	—	—
Payment of deferred financing fees	(5,541)	—	—
Common stock dividends paid	(62,020)	—	—
Borrowings under repurchase agreements	2,634,990	—	—
Return of margin deposits under repurchase agreements	21,020	—	—
Borrowings under notes payable	423,515	—	—
Capital contributions	245,058	—	—
Noncontrolling interest in equity of consolidated subsidiaries, contributions	247,551	—	—
Net cash provided by financing activities	<u>1,112,507</u>	<u>—</u>	<u>—</u>
<b>Net Increase in Cash and Cash Equivalents</b>	<b>271,994</b>	<b>—</b>	<b>—</b>
<b>Cash and Cash Equivalents, Beginning of Period</b>	<u>—</u>	<u>—</u>	<u>—</u>
<b>Cash and Cash Equivalents, End of Period</b>	<u>\$ 271,994</u>	<u>\$ —</u>	<u>\$ —</u>
<b>Supplemental Disclosure of Cash Flow Information</b>			
Cash paid during the period for interest expense	<u>\$ 10,212</u>	<u>\$ 649</u>	<u>\$ —</u>
Cash paid during the period for income tax expense	<u>\$ —</u>	<u>\$ —</u>	<u>\$ —</u>
<b>Supplemental Schedule of Non-Cash Investing and Financing Activities Prior to Date of Cash Contribution by Newcastle</b>			
Cash proceeds from investments, in excess of interest income	\$ 41,435	\$ 43,113	\$ 138
Acquisition of real estate securities	242,750	121,262	—
Acquisition of investments in excess mortgage servicing rights	—	221,832	40,492
Deposit paid on investment in excess mortgage servicing rights	—	25,200	—
Return of deposit paid on investment in excess mortgage servicing rights	—	25,200	—
Purchase price payable on investments in excess mortgage servicing rights	—	59	3,250
Acquisition of investments in excess mortgage servicing rights, equity method investees at fair value	125,099	—	—
Acquisition of investments in consumer loan equity method investees	245,121	—	—
Acquisition of residential mortgage loans, held-for-investment	35,138	—	—
Borrowings under repurchase agreements	1,179,068	153,510	—
Repayments of repurchase agreements	3,902	2,588	—
Capital contributions by Newcastle	648,408	368,294	40,492
Contributions in-kind by Newcastle	1,093,684	164,142	—
Capital distributions to Newcastle	1,228,054	250,661	1,398
<b>Supplemental Schedule of Non-Cash Investing and Financing Activities Subsequent to Date of Cash Contribution by Newcastle</b>			
Acquisition of restricted cash	\$ 30,548	\$ —	\$ —
Acquisition of servicer advance investments	2,093,704	—	—
Borrowings under notes payable — servicer advance investments	2,124,252	—	—
Dividends declared but not paid	63,297	—	—

See notes to consolidated financial statements.

## NEW RESIDENTIAL INVESTMENT CORP. AND SUBSIDIARIES

### NOTES TO CONSOLIDATED FINANCIAL STATEMENTS

DECEMBER 31, 2013, 2012 and 2011

(dollars in tables in thousands, except share data)

---

#### 1. ORGANIZATION

New Residential Investment Corp. (together with its subsidiaries, “New Residential”) is a Delaware corporation that was formed as a limited liability company in September 2011 for the purpose of making real estate related investments and commenced operations on December 8, 2011. On December 20, 2012, New Residential was converted to a corporation. Newcastle Investment Corp. (“Newcastle”) was the sole stockholder of New Residential until the spin-off (Note 13), which was completed on May 15, 2013. Newcastle is listed on the New York Stock Exchange (“NYSE”) under the symbol “NCT.”

Following the spin-off, New Residential is an independent publicly traded real estate investment trust (“REIT”) primarily focused on investing in residential mortgage related assets. New Residential is listed on the NYSE under the symbol “NRZ.”

New Residential intends to elect and qualify to be taxed as a REIT for U.S. federal income tax purposes for the tax year ending December 31, 2013. As such, New Residential will generally not be subject to U.S. federal corporate income tax on that portion of its net income that is distributed to stockholders if it distributes at least 90% of its REIT taxable income to its stockholders by prescribed dates and complies with various other requirements.

New Residential has entered into a management agreement (the “Management Agreement”) with FIG LLC (the “Manager”), an affiliate of Fortress Investment Group LLC (“Fortress”), under which the Manager advises New Residential on various aspects of its business and manages its day-to-day operations, subject to the supervision of New Residential’s board of directors. For its services, the Manager is entitled to management fees and incentive compensation, both defined in, and in accordance with the terms of, the Management Agreement. For a further discussion of the Management Agreement, see Note 15. The Manager also manages Newcastle and investment funds that own a majority of Nationstar Mortgage LLC (“Nationstar”), a leading residential mortgage servicer, and Springleaf Holdings, Inc. (“Springleaf”), managing member of the Consumer Loan Companies (Note 9).

As of December 31, 2013, New Residential conducted its business through the following segments: (i) investments in Excess MSRs, (ii) investments in servicer advances, (iii) investments in real estate securities, (iv) investments in real estate loans, (v) investments in consumer loans and (vi) corporate.

Approximately 5.3 million shares of New Residential’s common stock were held by Fortress, through its affiliates, and its principals as of December 31, 2013. In addition, Fortress, through its affiliates, held options to purchase approximately 17.7 million shares of New Residential’s common stock as of December 31, 2013.

#### 2. SUMMARY OF SIGNIFICANT ACCOUNTING POLICIES

**Basis of Accounting** — The accompanying consolidated financial statements are prepared in accordance with U.S. generally accepted accounting principles (“GAAP”). The consolidated financial statements include the accounts of New Residential and its consolidated subsidiaries. All significant intercompany transactions and balances have been eliminated. New Residential consolidates those entities in which it has control over significant operating, financial and investing decisions of the entity, as well as those entities deemed to be variable interest entities (“VIEs”) in which New Residential is determined to be the primary beneficiary. VIEs are defined as entities in which equity investors do not have the characteristics of a controlling financial interest or do not have sufficient equity at risk for the entity to finance its activities without additional subordinated financial support from other parties. A VIE is required to be consolidated only by its primary beneficiary, which is defined as the party who has the power to direct the activities of a VIE that most significantly impact its economic performance and who has the obligation to absorb losses or the right to receive benefits from the VIE that could be potentially significant to the VIE. For entities over which New Residential exercises significant influence, but which do not meet the requirements for consolidation, New Residential uses the equity method of accounting whereby it records its share of the underlying income of such entities.

## NEW RESIDENTIAL INVESTMENT CORP. AND SUBSIDIARIES

### NOTES TO CONSOLIDATED FINANCIAL STATEMENTS

DECEMBER 31, 2013, 2012 and 2011

(dollars in tables in thousands, except share data)

---

New Residential's investments in Non-Agency RMBS are variable interests. New Residential monitors these investments and analyzes the potential need to consolidate the related securitization entities pursuant to the VIE consolidation requirements. New Residential has not consolidated the securitization entities that issued its Non-Agency RMBS. This determination is based, in part, on New Residential's assessment that it does not have the power to direct the activities that most significantly impact the economic performance of these entities, such as through ownership of a majority of the currently controlling class. In addition, New Residential is not obligated to provide, and has not provided, any financial support to these entities.

Noncontrolling interests represent the ownership interests in certain consolidated subsidiaries held by entities or persons other than New Residential. These interests are related to noncontrolling interests in consolidated entities that hold New Residential's investment in servicer advances (Note 6).

The consolidated financial statements for periods prior to May 15, 2013 have been prepared on a spin-off basis from the consolidated financial statements and accounting records of Newcastle and reflect New Residential's historical results of operations, financial position and cash flows, in accordance with U.S. GAAP. As presented in the Consolidated Statements of Cash Flows, New Residential did not have any cash balance during periods prior to April 5, 2013, which is the first date Newcastle contributed cash to New Residential. All of its cash activity occurred in Newcastle's accounts during these periods. The consolidated financial statements for periods prior to May 15, 2013 do not necessarily reflect what New Residential's consolidated results of operations, financial position and cash flows would have been had New Residential operated as an independent company prior to the spin-off.

Certain expenses of Newcastle, comprised primarily of a portion of its management fee, have been allocated to New Residential to the extent they were directly associated with New Residential for periods prior to the spin-off on May 15, 2013. The portion of the management fee allocated to New Residential prior to the spin-off represents the product of the management fee rate payable by Newcastle (1.5%) and New Residential's gross equity, which management believes is a reasonable method for quantifying the expense of the services provided by the employees of the Manager to New Residential. The incremental cost of certain legal, accounting and other expenses related to New Residential's operations prior to May 15, 2013 are reflected in the accompanying consolidated financial statements. New Residential and Newcastle do not share any expenses following the spin-off.

**Risks and Uncertainties** — In the normal course of business, New Residential encounters primarily two significant types of economic risk: credit and market. Credit risk is the risk of default on New Residential's investments that results from a borrower's or counterparty's inability or unwillingness to make contractually required payments. Market risk reflects changes in the value of investments due to changes in prepayment speeds, interest rates, spreads or other market factors, including risks that impact the value of the collateral underlying New Residential's investments. Management believes that the carrying values of its investments are reasonable taking into consideration these risks along with estimated prepayments, financings, collateral values, payment histories, and other information. Furthermore, for each of the periods presented, a significant portion of New Residential's assets are dependent on Nationstar's ability to perform its obligations as the servicer of residential mortgage loans underlying New Residential's investments in Excess MSR's, servicer advances, Non-Agency RMBS and residential mortgage loans. If Nationstar is terminated as the servicer, New Residential's right to receive its portion of the cash flows related to interests in MSR's is also terminated. New Residential is similarly dependent on Springleaf as the servicer of the loans underlying its investment in the Consumer Loan Companies (Note 9).

Additionally, New Residential is subject to significant tax risks. If New Residential were to fail to qualify as a REIT in any taxable year, New Residential would be subject to U.S. federal corporate income tax (including any applicable alternative minimum tax), which could be material. Unless entitled to relief under certain statutory provisions, New Residential would also be disqualified from treatment as a REIT for the four taxable years following the year during which qualification is lost.

**Use of Estimates** — The preparation of financial statements in conformity with U.S. GAAP requires management to make estimates and assumptions that affect the reported amounts of assets and liabilities, the disclosure of contingent assets and liabilities at the date of the financial statements and the reported amounts of revenue and expenses during the reporting period. Actual results could differ from those estimates.

## NEW RESIDENTIAL INVESTMENT CORP. AND SUBSIDIARIES

### NOTES TO CONSOLIDATED FINANCIAL STATEMENTS

DECEMBER 31, 2013, 2012 and 2011

(dollars in tables in thousands, except share data)

---

**Comprehensive Income** — Comprehensive income is defined as the change in equity of a business enterprise during a period from transactions and other events and circumstances, excluding those resulting from investments by and distributions to owners. For New Residential's purposes, comprehensive income represents net income, as presented in the Consolidated Statements of Income, adjusted for unrealized gains or losses on securities available for sale.

#### INCOME RECOGNITION

**Investments in Excess Mortgage Servicing Rights ("Excess MSR")** — Excess MSR are aggregated into pools as applicable; each pool of Excess MSR is accounted for in the aggregate. Interest income for Excess MSR is accreted into interest income on an effective yield or "interest" method, based upon the expected excess mortgage servicing amount through the expected life of the underlying mortgages. Changes to expected cash flows result in a cumulative retrospective adjustment, which will be recorded in the period in which the change in expected cash flows occurs. Under the retrospective method, the interest income recognized for a reporting period is measured as the difference between the amortized cost basis at the end of the period and the amortized cost basis at the beginning of the period, plus any cash received during the period. The amortized cost basis is calculated as the present value of estimated future cash flows using an effective yield, which is the yield that equates all past actual and current estimated future cash flows to the initial investment. In addition, New Residential's policy is to recognize interest income only on its Excess MSR in existing eligible underlying mortgages. The difference between the fair value of Excess MSR and their amortized cost basis is recorded as "Change in fair value of investments in excess mortgage servicing rights." Fair value is generally determined by discounting the expected future cash flows using discount rates that incorporate the market risks and liquidity premium specific to the Excess MSR, and therefore may differ from their effective yields.

**Investments in Servicer Advances ("Servicer Advances")** — New Residential accounts for its investments in Servicer Advances similarly to its investments in Excess MSR. Interest income for Servicer Advances is accreted into interest income on an effective yield or "interest" method, based upon the expected aggregate cash flows of the servicer advances, including the basic fee component of the related MSR (but excluding any Excess MSR component) through the expected life of the underlying mortgages, net of a portion of the basic fee component of the MSR that New Residential remits to Nationstar as compensation for Nationstar's servicing activities. Changes to expected cash flows result in a cumulative retrospective adjustment, which will be recorded in the period in which the change in expected cash flows occurs. Refer to "—Investments in Excess Mortgage Servicing Rights" for a description of the retrospective method. Fair value is generally determined by discounting the expected future cash flows using discount rates that incorporate the market risks and liquidity premium specific to the Servicer Advances, and therefore may differ from their effective yields.

Interest income recognized by New Residential related to its investment in Servicer Advances for the year ended December 31, 2013 was comprised of the following:

Interest income, gross of amounts attributable to servicer compensation	\$ 6,708
Amounts attributable to servicer compensation	(2,287)
Interest income	<u>\$ 4,421</u>

**Investments in Real Estate Securities** — Discounts or premiums are accreted into interest income on an effective yield or "interest" method, based upon a comparison of actual and expected cash flows, through the expected maturity date of the security. For securities acquired at a discount for credit quality, the difference between contractual cash flows and expected cash flows at acquisition is not accreted (non-accretable difference).

## NEW RESIDENTIAL INVESTMENT CORP. AND SUBSIDIARIES

### NOTES TO CONSOLIDATED FINANCIAL STATEMENTS

DECEMBER 31, 2013, 2012 and 2011

(dollars in tables in thousands, except share data)

Depending on the nature of the investment, changes to expected cash flows may result in a prospective change to yield or a retrospective change which would include a catch up adjustment. Deferred fees and costs, if any, are recognized as a reduction to the interest income over the terms of the securities using the interest method. Upon settlement of securities, the excess (or deficiency) of net proceeds over the net carrying value of such security is recognized as a gain (or loss) in the period of settlement.

**Investments in Residential Mortgage Loans** — Income on these loans is recognized similarly to that on securities using a level yield methodology. For loans acquired at a discount for credit quality, the difference between contractual cash flows and expected cash flows at acquisition is not accreted (non-accretable difference).

**Impairment of Securities and Loans** — New Residential continually evaluates securities and loans for impairment. Securities and loans are considered to be other-than-temporarily impaired (“OTTI”), for financial reporting purposes, generally when it is probable that New Residential will be unable to collect all principal or interest when due according to the contractual terms of the original agreements, or for securities or loans purchased at a discount for credit quality or that represent retained beneficial interests in securitizations when New Residential determines that it is probable that it will be unable to collect as anticipated. The evaluation of a security’s or loan’s estimated cash flows includes the following, as applicable: (i) review of the credit of the issuer or borrower, (ii) review of the credit rating of the security, (iii) review of the key terms of the security or loan, (iv) review of the performance of the loan or underlying loans, including debt service coverage and loan to value ratios, (v) analysis of the value of the collateral for the loan or underlying loans, (vi) analysis of the effect of local, industry and broader economic factors, and (vii) analysis of historical and anticipated trends in defaults, loss severities and prepayments for similar securities or loans. Furthermore, New Residential must record a write down if it has the intent to sell a given security in an unrealized loss position, or if it is more likely than not that it will be required to sell such a security. Upon determination of impairment, New Residential establishes specific valuation allowances for loans or records a direct write down for securities based on the estimated fair value of the security or underlying collateral using a discounted cash flow analysis or based on an observable market value. New Residential also establishes allowances for estimated unidentified incurred losses on pools of loans. The allowance for each loan is maintained at a level believed adequate by management to absorb probable losses, based on periodic reviews of actual and expected losses. It is New Residential’s policy to establish an allowance for uncollectible interest on performing securities or loans that are past due more than 90 days or sooner when, in the judgment of management, the probability of collection of interest is deemed to be insufficient to warrant further accrual. Upon such a determination, those securities or loans are deemed to be non-performing and put on nonaccrual status. Significant judgment is required in determining impairment and in estimating the resulting loss allowance, and actual losses may differ from New Residential’s estimates. New Residential may resume accrual of income on a loan or security if, in management’s opinion, full collection is probable. Subsequent to a determination of impairment, and a related write down, income is accrued on an effective yield method from the new carrying value to the related expected cash flows, with cash received treated as a reduction of basis.

**Accretion of Discount and Other Amortization** — As reflected on the consolidated statements of cash flows, this item is comprised of the following:

	Year Ended December 31,	
	2013	2012
Accretion of net discount on securities and loans	\$14,676	\$5,339
Amortization of deferred financing costs	(768)	—
	<u>\$13,908</u>	<u>\$5,339</u>

**Other Income** — This item is comprised of the following:

	Year Ended December 31,	
	2013	2012
Other income		
Gain (loss) on non-hedge derivative instruments	\$ 1,820	\$ —
Other income (loss)	—	8,400
	<u>\$ 1,820</u>	<u>\$ 8,400</u>

## NEW RESIDENTIAL INVESTMENT CORP. AND SUBSIDIARIES

### NOTES TO CONSOLIDATED FINANCIAL STATEMENTS

DECEMBER 31, 2013, 2012 and 2011

(dollars in tables in thousands, except share data)

---

On May 14, 2012, New Residential entered into definitive agreements to co-invest in Excess MSR related to mortgage servicing rights that Nationstar proposed to acquire from Residential Capital, LLC and related entities (“ResCap”) in an auction conducted as part of ResCap’s bankruptcy proceedings. The auction commenced on October 23, 2012, and Nationstar did not submit the highest bid on October 24, 2012. Therefore, New Residential did not complete this co-investment and was entitled to its portion of the breakup fee of approximately \$8.4 million, which was recorded as other income for the year ended December 31, 2012.

#### EXPENSE RECOGNITION

**Interest Expense** — New Residential finances certain investments using floating rate repurchase agreements and loans. Interest is expensed as incurred.

**General and Administrative Expenses** — General and administrative expenses, including legal fees, audit fees, insurance premiums, and other costs and are expensed as incurred.

**Management Fee and Incentive Compensation to Affiliate** — These represent amounts due to the Manager pursuant to the Management Agreement. For further information on the Management Agreement, see Note 15.

#### BALANCE SHEET MEASUREMENT

**Investments in Servicing Related Assets** — Servicing Related Assets consist of New Residential’s investments in Excess MSR and Servicer Advances. Upon acquisition, New Residential has elected to record each of such investments at fair value. New Residential elected to record its investments at fair value in order to provide users of the financial statements with better information regarding the effects of prepayment risk and other market factors on Servicing Related Assets. Under this election, New Residential records a valuation adjustment on its investments in Servicing Related Assets on a quarterly basis to recognize the changes in fair value in net income as described in “Income Recognition — Investments in Excess Mortgage Servicing Rights” and “Income Recognition — Investments in Servicer Advances.”

**Investments in Real Estate Securities** — New Residential has classified its investments in securities as available for sale. Securities available for sale are carried at market value with the net unrealized gains or losses reported as a separate component of accumulated other comprehensive income, to the extent impairment losses are considered temporary. At disposition, the net realized gain or loss is determined on the basis of the amortized cost of the specific investments and is included in earnings. Unrealized losses on securities are charged to earnings if they reflect a decline in value that is other-than-temporary.

**Investments in Residential Mortgage Loans** — Residential mortgage loans are presented at cost net of any unamortized discount (or gross of any unamortized premium), including any fees received, and an allowance for loan losses. New Residential determines at acquisition whether loans will be aggregated into pools based on common risk characteristics (credit quality, loan type, and date of origination or acquisition); loans aggregated into pools are accounted for as if each pool were a single loan. Loans which New Residential does not have the intent or the ability to hold into the foreseeable future are considered held-for-sale and are carried at the lower of average amortized cost or market value. Loans for which New Residential has the intent and ability to hold for the foreseeable future, or until maturity or payoff, are classified as held-for-investment. Other loans are classified as held-for-sale and recorded at the lower of their amortized cost basis or fair value. New Residential discontinues the accretion of discounts on loans if they are reclassified from held-for-investment to held-for-sale. To the extent that the loans are classified as held-for-investment, New Residential periodically evaluates such loans for possible impairment as described in “—Impairment of Securities and Loans.”

## NEW RESIDENTIAL INVESTMENT CORP. AND SUBSIDIARIES

### NOTES TO CONSOLIDATED FINANCIAL STATEMENTS

DECEMBER 31, 2013, 2012 and 2011

(dollars in tables in thousands, except share data)

---

**Cash and Cash Equivalents and Restricted Cash** — New Residential considers all highly liquid short-term investments with maturities of 90 days or less when purchased to be cash equivalents. Substantially all amounts on deposit with major financial institutions exceed insured limits. New Residential held \$33.3 million of restricted cash related to the financing of the servicer advances (Note 6) that has been pledged to the note holders for interest and fees payable.

**Derivatives** — New Residential financed certain investments with the same counterparty from which it purchased those investments, and accounts for the contemporaneous purchase of the investments and the associated financings as linked transactions. Accordingly, New Residential records a non-hedge derivative instrument on a net basis, with changes in market value recorded as “Other Income” in the Consolidated Statements of Income. In the Consolidated Statement of Cash Flows, New Residential presents the linked transactions on a gross basis with the related asset purchased reflected as an investment activity and the related financing as a financing activity.

**Income Taxes** — New Residential operates so as to qualify as a REIT under the requirements of the Internal Revenue Code of 1986, as amended, or the Internal Revenue Code. Requirements for qualification as a REIT include various restrictions on ownership of New Residential’s stock, requirements concerning distribution of taxable income and certain restrictions on the nature of assets and sources of income. A REIT must distribute at least 90% of its taxable income to its stockholders of which 85% plus any undistributed amounts from the prior year must be distributed within the taxable year in order to avoid the imposition of an excise tax. Distribution of the remaining balance may extend until timely filing of New Residential’s tax return in the subsequent taxable year. Qualifying distributions of taxable income are deductible by a REIT in computing taxable income.

Certain activities of New Residential are conducted through taxable REIT subsidiaries (“TRSs”) and therefore are subject to federal and state income taxes. Accordingly, deferred tax assets and liabilities are recognized for the future tax consequences attributable to differences between the financial statement carrying amounts of existing assets and liabilities and their respective tax bases upon the change in tax status. Deferred tax assets and liabilities are measured using enacted tax rates expected to apply to taxable income in the years in which those temporary differences are expected to be recovered or settled. The effect on deferred tax assets and liabilities of a change in tax rates is recognized in income in the period that includes the enactment date.

New Residential recognizes tax benefits for uncertain tax positions only if it is more likely than not that the position is sustainable based on its technical merits. Interest and penalties on uncertain tax positions are included as a component of the provision for income taxes on the consolidated statements of operations.



## NEW RESIDENTIAL INVESTMENT CORP. AND SUBSIDIARIES

### NOTES TO CONSOLIDATED FINANCIAL STATEMENTS

DECEMBER 31, 2013, 2012 and 2011

(dollars in tables in thousands, except share data)

*Other Assets and Other Liabilities* — Other assets and liabilities are comprised of the following:

	Other Assets			Other Liabilities	
	December 31,			December 31,	
	2013	2012		2013	2012
Margin receivable (A)	\$40,132	\$ —	Interest payable	\$4,010	\$ 55
Interest and other receivables	7,548	84	Accounts payable	2,829	348
Deferred financing costs (B)	5,541	—	Other	18	59
Accumulated amortization	(768)	—		<u>\$6,857</u>	<u>\$462</u>
Other	689	—			
	<u>\$53,142</u>	<u>\$ 84</u>			

(A) Margin receivable represents amounts due to New Residential from counterparties resulting from changes in the counterparties' estimated value of the underlying collateral of New Residential's financed investments resulting from market fluctuations and principal paydowns. Brief periods of time may lapse between the time New Residential pays, or receives, margin from one counterparty relative to other counterparties.

(B) Deferred financing costs consist primarily of costs incurred in obtaining financing, which are amortized into interest expense over the term of the financing generally using the effective interest method.

*Repurchase Agreements and Notes Payable* — New Residential's repurchase agreements and notes payable are generally short-term debt that expire within one year. Such agreements and notes payable are carried at their contractual amounts, as specified by each repurchase or financing agreement, and generally treated as collateralized financing transactions.

#### *Recent Accounting Pronouncements*

In February 2013, the FASB issued new guidance regarding the reporting of reclassifications out of accumulated other comprehensive income. The new guidance does not change current requirements for reporting net income or other comprehensive income in financial statements. However, it requires companies to present the effects on the line items of net income of significant amounts reclassified out of accumulated other comprehensive income if the item reclassified is required to be reclassified to net income in its entirety during the same reporting period. Presentation should occur either on the face of the income statement where net income is presented, or in the notes to the financial statements. New Residential has adopted this accounting standard. Refer to Note 16 for this presentation.

The FASB has recently issued or discussed a number of proposed standards on such topics as consolidation, financial statement presentation, revenue recognition, financial instruments, hedging, and contingencies. Some of the proposed changes are significant and could have a material impact on New Residential's reporting. New Residential has not yet fully evaluated the potential impact of these proposals, but will make such an evaluation as the standards are finalized.

### 3. SEGMENT REPORTING

New Residential conducts its business through the following segments: (i) investments in Excess MSR, (ii) investments in servicer advances, (iii) investments in real estate securities, (iv) investments in real estate loans, (v) investments in consumer loans and (vi) corporate. The corporate segment consists primarily of (i) general and administrative expenses, (ii) the allocation of management fees by Newcastle until the spin-off on May 15, 2013, (iii) the management fees and incentive compensation owed to the Manager by New Residential following the spin-off, (iv) corporate cash and related interest income and (v) the secured corporate loan and related interest expense.

**NEW RESIDENTIAL INVESTMENT CORP. AND SUBSIDIARIES**

**NOTES TO CONSOLIDATED FINANCIAL STATEMENTS**

DECEMBER 31, 2013, 2012 and 2011

(dollars in tables in thousands, except share data)

In the fourth quarter of 2013, New Residential determined that its investments in real estate loans represented a separate reportable segment due to New Residential's increased focus on this previously immaterial business line. As a result, the real estate loans segment was disaggregated from the real estate securities segment for all periods presented.

Summary financial data on New Residential's segments is given below, together with a reconciliation to the same data for New Residential as a whole:

	Servicing Related Assets		Residential Securities and Loans		Consumer Loans	Corporate	Total
	Excess MSR's	Servicer Advances	Real Estate Securities	Real Estate Loans			
<b>Year Ended December 31, 2013</b>							
Interest income	\$ 40,921	\$ 4,421	\$ 39,533	\$ 2,650	\$ —	\$ 42	\$ 87,567
Interest expense	—	3,901	10,876	—	—	247	15,024
Net interest income	40,921	520	28,657	2,650	—	(205)	72,543
Impairment	—	—	4,993	461	—	—	5,454
Other income	103,675	—	52,645	1,832	82,856	—	241,008
Operating expenses	215	2,077	312	357	2,076	37,437	42,474
Income (Loss) Before Income Taxes	144,381	(1,557)	75,997	3,664	80,780	(37,642)	265,623
Income tax expense	—	—	—	—	—	—	—
Net Income (Loss)	\$ 144,381	\$ (1,557)	\$ 75,997	\$ 3,664	\$ 80,780	\$ (37,642)	\$ 265,623
Noncontrolling interests in income (loss) of consolidated subsidiaries	\$ —	\$ (326)	\$ —	\$ —	\$ —	\$ —	\$ (326)
Net income attributable to common shareholders	\$ 144,381	\$ (1,231)	\$ 75,997	\$ 3,664	\$ 80,780	\$ (37,642)	\$ 265,949

	Servicing Related Assets		Residential Securities and Loans		Consumer Loans	Corporate	Total
	Excess MSR's	Servicer Advances	Real Estate Securities	Real Estate Loans			
<b>December 31, 2013</b>							
Investments	\$ 676,917	\$2,665,551	\$1,973,189	\$ 33,539	\$215,062	\$ —	\$5,564,258
Cash and restricted cash	—	85,243	51,627	22,840	—	145,622	305,332
Derivative assets	—	—	1,452	34,474	—	—	35,926
Other assets	2	7,062	44,848	—	—	1,230	53,142
Total assets	\$ 676,919	\$2,757,856	\$2,071,116	\$ 90,853	\$215,062	\$146,852	\$5,958,658
Debt	\$ —	\$2,390,778	\$1,620,711	\$ 22,840	\$ —	\$ 75,000	\$4,109,329
Other liabilities	80	4,271	215,159	32,553	33	84,158	336,254
Total liabilities	80	2,395,049	1,835,870	55,393	33	159,158	4,445,583
Total equity	676,839	362,807	235,246	35,460	215,029	(12,306)	1,513,075
Noncontrolling interests in equity of consolidated subsidiaries	—	247,225	—	—	—	—	247,225
Total New Residential stockholders' equity	\$ 676,839	\$ 115,582	\$ 235,246	\$ 35,460	\$215,029	\$ (12,306)	\$1,265,850
Investments in equity method investees	\$ 352,766	\$ —	\$ —	\$ —	\$215,062	\$ —	\$ 567,828

**NEW RESIDENTIAL INVESTMENT CORP. AND SUBSIDIARIES**

**NOTES TO CONSOLIDATED FINANCIAL STATEMENTS**

DECEMBER 31, 2013, 2012 and 2011

(dollars in tables in thousands, except share data)

	Servicing Related Assets		Residential Securities and Loans		Consumer Loans	Corporate	Total
	Excess MSR	Servicer Advances	Real Estate Securities	Real Estate Loans			
<b>Year Ended December 31, 2012</b>							
Interest income	\$ 27,496	\$ —	\$ 6,263	\$ —	\$ —	\$ —	\$ 33,759
Interest expense	—	—	704	—	—	—	704
Net interest income	27,496	—	5,559	—	—	—	33,055
Impairment	—	—	—	—	—	—	—
Other income	17,423	—	—	—	—	—	17,423
Operating expenses	5,449	—	—	—	—	3,782	9,231
Income (Loss) Before Income Taxes	39,470	—	5,559	—	—	(3,782)	41,247
Income tax expense	—	—	—	—	—	—	—
Net Income (Loss)	\$ 39,470	\$ —	\$ 5,559	\$ —	\$ —	\$ (3,782)	\$ 41,247
Noncontrolling interests in income (loss) of consolidated subsidiaries	\$ —	\$ —	\$ —	\$ —	\$ —	\$ —	\$ —
Net income attributable to common shareholders	\$ 39,470	\$ —	\$ 5,559	\$ —	\$ —	\$ (3,782)	\$ 41,247

	Servicing Related Assets		Residential Securities and Loans		Consumer Loans	Corporate	Total
	Excess MSR	Servicer Advances	Real Estate Securities	Real Estate Loans			
<b>December 31, 2012</b>							
Investments	\$ 245,036	\$ —	\$ 289,756	\$ —	\$ —	\$ —	\$534,792
Cash and restricted cash	—	—	—	—	—	—	—
Derivative assets	—	—	—	—	—	—	—
Other assets	32	—	52	—	—	—	84
Total assets	\$ 245,068	\$ —	\$ 289,808	\$ —	\$ —	\$ —	\$534,876
Debt	\$ —	\$ —	\$ 150,922	\$ —	\$ —	\$ —	\$150,922
Other liabilities	174	—	56	—	—	5,368	5,598
Total liabilities	174	—	150,978	—	—	5,368	156,520
Total equity	244,894	—	138,830	—	—	(5,368)	378,356
Noncontrolling interests in equity of consolidated subsidiaries	—	—	—	—	—	—	—
Total New Residential stockholders' equity	\$ 244,894	\$ —	\$ 138,830	\$ —	\$ —	\$ (5,368)	\$378,356
Investments in equity method investees	\$ —	\$ —	\$ —	\$ —	\$ —	\$ —	\$ —

**NEW RESIDENTIAL INVESTMENT CORP. AND SUBSIDIARIES**

**NOTES TO CONSOLIDATED FINANCIAL STATEMENTS**

DECEMBER 31, 2013, 2012 and 2011

(dollars in tables in thousands, except share data)

	<u>Servicing Related Assets</u>		<u>Residential Securities and Loans</u>		<u>Consumer Loans</u>	<u>Corporate</u>	<u>Total</u>
	<u>Excess MSRs</u>	<u>Servicer Advances</u>	<u>Real Estate Securities</u>	<u>Real Estate Loans</u>			
<b><u>Period from December 8, 2011</u></b>							
<b><u>(Commencement of Operations)</u></b>							
<b><u>through December 31, 2011</u></b>							
Interest income	\$ 1,260	\$ —	\$ —	\$ —	\$ —	\$ —	\$1,260
Interest expense	—	—	—	—	—	—	—
Net interest income	1,260	—	—	—	—	—	1,260
Impairment	—	—	—	—	—	—	—
Other income	367	—	—	—	—	—	367
Operating expenses	809	—	—	—	—	104	913
Income (Loss) Before Income Taxes	818	—	—	—	—	(104)	714
Income tax expenses	—	—	—	—	—	—	—
Net Income (Loss)	<u>\$ 818</u>	<u>\$ —</u>	<u>\$ —</u>	<u>\$ —</u>	<u>\$ —</u>	<u>\$ (104)</u>	<u>\$ 714</u>
Noncontrolling interests in income of consolidated subsidiaries	<u>\$ —</u>	<u>\$ —</u>	<u>\$ —</u>	<u>\$ —</u>	<u>\$ —</u>	<u>\$ —</u>	<u>\$ —</u>
Net income attributable to shareholders	<u>\$ 818</u>	<u>\$ —</u>	<u>\$ —</u>	<u>\$ —</u>	<u>\$ —</u>	<u>\$ (104)</u>	<u>\$ 714</u>

## NEW RESIDENTIAL INVESTMENT CORP. AND SUBSIDIARIES

### NOTES TO CONSOLIDATED FINANCIAL STATEMENTS

DECEMBER 31, 2013, 2012 and 2011

(dollars in tables in thousands, except share data)

---

#### 4. INVESTMENTS IN EXCESS MORTGAGE SERVICING RIGHTS AT FAIR VALUE

**Pool 1.** On December 13, 2011, Newcastle announced the completion of the first co-investment between New Residential and Nationstar in Excess MSR related to mortgage servicing rights acquired by Nationstar. New Residential invested approximately \$43.7 million to acquire a 65% interest in the Excess MSR on a portfolio of government-sponsored enterprise (“GSE”) residential mortgage loans (“Pool 1”). Nationstar has co-invested on a pari passu basis with New Residential in 35% of the Excess MSR and is the servicer of the loans, performing all servicing and advancing functions, and retaining the ancillary income, the servicing obligations and liabilities associated with this portfolio as the servicer. Under the terms of this investment, to the extent that any loans in the portfolio are refinanced by Nationstar, the resulting Excess MSR are shared on a pro rata basis by New Residential and Nationstar, subject to certain limitations.

**Pool 2.** On June 5, 2012, Newcastle announced the completion of a co-investment between New Residential and Nationstar in Excess MSR related to mortgage servicing rights Nationstar acquired from Bank of America. New Residential invested approximately \$42.3 million to acquire a 65% interest in the Excess MSR on a portfolio of residential mortgage loans (“Pool 2”), comprised of loans in GSE pools. Nationstar has co-invested on a pari passu basis with New Residential in 35% of the Excess MSR and is the servicer of the loans, performing all servicing and advancing functions, and retaining the ancillary income, servicing obligations and liabilities associated with this portfolio as the servicer. Under the terms of this investment, to the extent that any loans in the portfolio are refinanced by Nationstar, the resulting Excess MSR are shared on a pro rata basis by New Residential and Nationstar, subject to certain limitations.

**Pools 3, 4 and 5.** On June 29, 2012, Newcastle announced the completion of a co-investment between New Residential and Nationstar in Excess MSR related to mortgage servicing rights Nationstar acquired from Aurora Bank FSB, a subsidiary of Lehman Brothers Bancorp Inc. New Residential invested approximately \$176.5 million to acquire a 65% interest in the Excess MSR on a portfolio of residential mortgage loans, comprised of approximately 25% conforming loans in Fannie Mae (“Pool 3”) and Freddie Mac (“Pool 4”) GSE pools as well as approximately 75% non-conforming loans in private label securitizations (“Pool 5”). Nationstar had co-invested on a pari passu basis with New Residential in 35% of the Excess MSR and is the servicer of the loans, performing all servicing and advancing functions, and retaining the ancillary income, servicing obligations and liabilities associated with this portfolio as the servicer. In September 2013, New Residential invested an additional \$26.6 million to acquire an additional 15% interest in the Excess MSR related to Pool 5 from Nationstar. Under the terms of this investment, to the extent that any loans in the portfolio are refinanced by Nationstar, the resulting Excess MSR are shared on a pro rata basis by New Residential and Nationstar, subject to certain limitations. In December 2013, New Residential entered into a corporate loan secured by the Excess MSR related to Pool 5 (Note 11).

**Pool 11.** On May 20, 2013, New Residential entered into an excess spread agreement with Nationstar to purchase a two-thirds interest in the Excess MSR on a portion of the loans in the pool which are eligible to be refinanced by a specific third party for a period of time for \$2.4 million, with Nationstar retaining the remaining one-third interest in the Excess MSR and all servicing rights. After this period expired, Nationstar acquired the ability to refinance all of the loans in the pool. See Note 5 for information on New Residential’s other agreements with Nationstar with respect to Excess MSR on Pool 11.

**Pool 12.** On September 23, 2013, New Residential invested approximately \$17.4 million to acquire a 40% interest in the Excess MSR on a portfolio of residential mortgage loans (“Pool 12”), comprised of loans in private label securitizations. Fortress-managed funds also acquired a 40% interest in the Excess MSR and the remaining 20% interest in the Excess MSR is owned by Nationstar. Nationstar performs all servicing and advancing functions, and it retains the ancillary income, servicing obligations and liabilities associated with this portfolio as the servicer. Under the terms of this investment, to the extent that any loans in the portfolio are refinanced by Nationstar, the resulting Excess MSR are shared on a pro rata basis by New Residential, the Fortress-managed funds and Nationstar, subject to certain limitations.

**Pool 18.** In the fourth quarter of 2013, New Residential invested approximately \$17.0 million to acquire a 40% interest in the Excess MSR on a portfolio of residential mortgage loans (“Pool 18”) comprised of loans in private label securitizations. Fortress-managed funds also acquired a 40% interest in the Excess MSR and the remaining 20% interest in the Excess MSR is owned by Nationstar.

## NEW RESIDENTIAL INVESTMENT CORP. AND SUBSIDIARIES

### NOTES TO CONSOLIDATED FINANCIAL STATEMENTS

DECEMBER 31, 2013, 2012 and 2011

(dollars in tables in thousands, except share data)

Nationstar performs all servicing and advancing functions and it retains the ancillary income, servicing obligations and liabilities associated with the portfolio as the servicer. Under the terms of this investment, to the extent that any loans in the portfolio are refinanced by Nationstar, the resulting Excess MSR are shared on a pro rata basis by New Residential, the Fortress-managed funds and Nationstar, subject to certain limitations. New Residential, through co-investments made by its subsidiaries, has separately agreed to purchase the servicer advances and the right to certain other cash flows associated with this portfolio. See Note 6 for information on New Residential's investment in servicer advances with respect to Pool 18.

As described above, New Residential has entered into a "Recapture Agreement" in each of the Excess MSR investments to date, including those Excess MSR investments made through investments in joint ventures (Note 5). Under the Recapture Agreements, New Residential is generally entitled to a pro rata interest in the Excess MSRs on any initial or subsequent refinancing by Nationstar of a loan in the original portfolio. These Recapture Agreements do not apply to New Residential's investments in servicer advances (Note 6).

New Residential elected to record its investments in Excess MSRs at fair value pursuant to the fair value option for financial instruments in order to provide users of the financial statements with better information regarding the effects of prepayment risk and other market factors on the Excess MSRs.

The following is a summary of New Residential's direct investments in Excess MSRs:

	December 31, 2013						Year Ended December 31, 2013
	Unpaid Principal Balance ("UPB") of Underlying Mortgages	Interest in Excess MSR	Amortized Cost Basis (A)	Carrying Value (B)	Weighted Average Yield	Weighted Average Life (Years) (C)	Changes in Fair Value Recorded in Other Income (D)
MSR Pool 1	\$ 6,873,942	65.0%	\$ 26,279	\$ 36,235	12.5%	5.2	\$ 4,219
MSR Pool 1 - Recapture Agreement	—	65.0%	1,109	6,820	12.5%	11.9	5,205
MSR Pool 2	7,924,920	65.0%	30,217	35,234	12.5%	5.5	3,971
MSR Pool 2 - Recapture Agreement	—	65.0%	1,252	6,587	12.5%	12.5	5,154
MSR Pool 3	7,822,453	65.0%	24,636	32,899	12.5%	5.1	5,408
MSR Pool 3 - Recapture Agreement	—	65.0%	2,733	6,642	12.5%	12.1	3,985
MSR Pool 4	5,076,470	65.0%	9,876	13,823	12.5%	4.9	2,929
MSR Pool 4 - Recapture Agreement	—	65.0%	2,300	4,105	12.5%	12.0	1,819
MSR Pool 5 (E)	36,907,851	80.0%	117,544	140,634	12.5%	5.4	21,113
MSR Pool 5 - Recapture Agreement	—	80.0%	9,229	5,609	12.5%	13.4	221
MSR Pool 11	436,241	66.7%	2,091	2,080	12.5%	6.5	(11)
MSR Pool 11 - Recapture Agreement	—	66.7%	254	235	12.5%	14.3	(19)
MSR Pool 12 (E)	5,152,877	40.0%	16,233	16,294	16.4%	4.5	60
MSR Pool 12 - Recapture Agreement	—	40.0%	474	240	16.4%	13.2	(233)
MSR Pool 18(F)	8,758,860	40.0%	16,075	16,079	15.3%	4.6	3
MSR Pool 18 Recapture Agreement	—	40.0%	1,127	635	15.3%	12.3	(492)
	<u>\$78,953,614</u>		<u>\$261,429</u>	<u>\$324,151</u>	<u>12.9%</u>	<u>5.8</u>	<u>\$ 53,332</u>

**NEW RESIDENTIAL INVESTMENT CORP. AND SUBSIDIARIES**

**NOTES TO CONSOLIDATED FINANCIAL STATEMENTS**

DECEMBER 31, 2013, 2012 and 2011

(dollars in tables in thousands, except share data)

	December 31, 2012						Year Ended December 31, 2012
	UPB	Interest in Excess MSR	Amortized Cost Basis (A)	Carrying Value (B)	Weighted Average Yield	Weighted Average Life (Years) (C)	Changes in Fair Value Recorded in Other Income (D)
MSR Pool 1	\$ 8,403,211	65.0%	\$ 30,237	\$ 35,974	18.0%	4.8	\$ 5,569
MSR Pool 1 - Recapture Agreement	—	65.0%	4,430	4,936	18.0%	10.8	307
MSR Pool 2	9,397,120	65.0%	32,890	33,935	17.3%	5.0	1,045
MSR Pool 2 - Recapture Agreement	—	65.0%	5,206	5,387	17.3%	11.8	181
MSR Pool 3	9,069,726	65.0%	27,618	30,474	17.6%	4.7	2,856
MSR Pool 3 - Recapture Agreement	—	65.0%	5,036	4,960	17.6%	11.3	(76)
MSR Pool 4	5,788,133	65.0%	11,130	12,149	17.9%	4.6	1,019
MSR Pool 4 - Recapture Agreement	—	65.0%	2,902	2,887	17.9%	11.1	(15)
MSR Pool 5 (E)	43,902,561	65.0%	107,704	109,682	17.5%	4.8	1,978
MSR Pool 5 - Recapture Agreement	—	65.0%	8,493	4,652	17.5%	11.7	(3,841)
	<u>\$76,560,751</u>		<u>\$ 235,646</u>	<u>\$245,036</u>	<u>17.6%</u>	<u>5.4</u>	<u>\$ 9,023</u>

(A) The amortized cost basis of the Recapture Agreements is determined based on the relative fair values of the Recapture Agreements and related Excess MSR's at the time they were acquired.

(B) Carrying Value represents the fair value of the pools or Recapture Agreements, as applicable.

(C) Weighted Average Life represents the weighted average expected timing of the receipt of expected cash flows for this investment.

(D) The portion of the change in fair value of the Recapture Agreements relating to loans recaptured to date is reflected in the respective pool. For the year ended December 31, 2011 the change in fair value recorded in other income related to Pool 1 was \$0.4 million.

(E) Pool in which New Residential also invested in related servicer advances, including the basic fee component of the related MSR subsequent to December 31, 2013 (Note 18).

(F) Pool in which New Residential also invested in related servicer advances, including the basic fee component of the related MSR as of December 31, 2013 (Note 6).

The table below summarizes the geographic distribution of the underlying residential mortgage loans of the direct investments in Excess MSR's as of December 31, 2013:

Percentage of Total Outstanding Unpaid Principal Amount as of December 31,			
2013		2012	
State Concentration	Percentage of UPB	State Concentration	Percentage of UPB
California	31.5%	California	32.0%
Florida	9.8%	Florida	10.1%
New York	4.9%	New York	4.3%
Texas	4.0%	Washington	4.3%
Washington	3.9%	Arizona	3.9%
Arizona	3.5%	Texas	3.6%
Maryland	3.5%	Colorado	3.5%
New Jersey	3.3%	Maryland	3.4%
Colorado	3.2%	New Jersey	3.1%
Virginia	3.1%	Virginia	3.0%
Other U.S.	29.3%	Other U.S.	28.8%
	<u>100.0%</u>		<u>100.0%</u>

Geographic concentrations of investments expose New Residential to the risk of economic downturns within the relevant states. Any such downturn in a state where New Residential holds significant investments could affect the underlying borrower's ability to make mortgage payments and therefore could have a meaningful, negative impact on the Excess MSR's.

## NEW RESIDENTIAL INVESTMENT CORP. AND SUBSIDIARIES

### NOTES TO CONSOLIDATED FINANCIAL STATEMENTS

DECEMBER 31, 2013, 2012 and 2011

(dollars in tables in thousands, except share data)

---

Refer to Notes 6, 14 and 18, for discussion of investments in servicer advances, capital commitments, and the recent activities related to New Residential's investments in Excess MSR, respectively.

#### 5. INVESTMENTS IN EXCESS MORTGAGE SERVICING RIGHTS EQUITY METHOD INVESTEEES

During the year ended December 31, 2013, New Residential entered into investments in joint ventures ("Excess MSR joint ventures") jointly controlled by New Residential and Fortress-managed funds investing in Excess MSR. New Residential elected to record these investments at fair value pursuant to the fair value option for financial instruments to provide users of the financial statements with better information regarding the effects of prepayment risk and other market factors.

**Pool 6.** On January 4, 2013, New Residential, through a joint venture, co-invested in Excess MSR on a portfolio of Government National Mortgage Association ("Ginnie Mae") residential mortgage loans ("Pool 6"). Nationstar acquired the related servicing rights from Bank of America in November 2012. New Residential contributed approximately \$28.9 million for a 50% interest in a joint venture which acquired an approximately 67% interest in the Excess MSR on this portfolio. The remaining interests in the joint venture are owned by a Fortress-managed fund and the remaining interest of approximately 33% in the Excess MSR is owned by Nationstar. Nationstar performs all servicing and advancing functions, and it retains the ancillary income, servicing obligations and liabilities associated with this portfolio as the servicer. Under the terms of this investment, to the extent that any loans in the portfolio are refinanced by Nationstar, the resulting Excess MSR are shared on a pro rata basis by the joint venture and Nationstar, subject to certain limitations.

**Pools 7, 8, 9, 10.** On January 6, 2013, New Residential, through joint ventures, agreed to co-invest in Excess MSR on a portfolio of four pools of residential mortgage loans Nationstar acquired from Bank of America. At the time of acquisition, approximately 53% of the loans in this portfolio were in private label securitizations ("Pool 10") and the remainder were owned, insured or guaranteed by Fannie Mae ("Pool 7"), Freddie Mac ("Pool 8") or Ginnie Mae ("Pool 9"). New Residential committed to invest approximately \$340 million for a 50% interest in joint ventures which were expected to acquire an approximately 67% interest in the Excess MSR on these portfolios. The remaining interests in the joint ventures are owned by Fortress-managed funds and the remaining interest of approximately 33% in the Excess MSR is owned by Nationstar. In September 2013, New Residential and a Fortress-managed fund each invested an additional \$13.9 million into the joint venture invested in Pool 10 to acquire an additional 10% in the Excess MSR held by the joint venture. Nationstar performs all servicing and advancing functions, and it retains the ancillary income, servicing obligations and liabilities associated with this portfolio as the servicer. New Residential, through co-investments made by its subsidiaries, have separately agreed to purchase the servicer advances and the right to certain other cash flows associated with Pool 10. See Note 6 for information on New Residential's investment in servicer advances. Under the terms of this investment, to the extent that any loans in the portfolio are refinanced by Nationstar, the resulting Excess MSR are shared on a pro rata basis by the joint ventures and Nationstar, subject to certain limitations.

**Pool 11.** On May 20, 2013, New Residential acquired, through a joint venture, an interest in Excess MSR from Nationstar on a portfolio of Freddie Mac residential mortgage loans ("Pool 11"). New Residential has invested approximately \$37.8 million for a 50% interest in a joint venture which acquired an approximately 67% interest in the Excess MSR on this portfolio. The remaining interests in the joint venture are owned by a Fortress-managed fund and the remaining interest of approximately 33% in the Excess MSR is owned by Nationstar. Nationstar performs all servicing and advancing functions, and it retains the ancillary income, servicing obligations and liabilities associated with this portfolio as the servicer. Under the terms of this investment, to the extent that any loans in the portfolio are refinanced by Nationstar, the resulting Excess MSR are included in the portfolio, subject to certain limitations. See Note 4 for information on New Residential's other agreements with respect to Pool 11.



**NEW RESIDENTIAL INVESTMENT CORP. AND SUBSIDIARIES**

**NOTES TO CONSOLIDATED FINANCIAL STATEMENTS**

DECEMBER 31, 2013, 2012 and 2011

(dollars in tables in thousands, except share data)

The following tables summarize the investments in Excess MSR joint ventures, accounted for as equity method investees held by New Residential:

	<b>December 31, 2013</b>
Excess MSR assets	\$ 703,681
Other assets	5,534
Debt	—
Other liabilities	(3,683)
Equity	<u>\$ 705,532</u>
New Residential's investment	<u>\$ 352,766</u>
New Residential's ownership	50.0%
	<b>Year Ended December 31, 2013</b>
Interest income	\$ 50,306
Other income	53,964
Expenses	(3,585)
Net income	<u>\$ 100,685</u>

The following is a summary of New Residential's Excess MSR investments made through equity method investees:

	<b>December 31, 2013</b>							
	Unpaid Principal Balance	Investee Interest in Excess MSR	New Residential Interest in Investees	Amortized Cost Basis (A)	Carrying Value (B)	Weighted Average Yield	Weighted Average Life (Years) (C)	
MSR Pool 6	\$ 10,152,488	66.7%	50.0%	\$ 38,488	\$ 47,144	12.5%	5.0	
MSR Pool 6 - Recapture Agreement	—	66.7%	50.0%	7,666	9,969	12.5%	11.9	
MSR Pool 7	31,518,733	66.7%	50.0%	99,743	102,947	12.5%	5.1	
MSR Pool 7 - Recapture Agreement	—	66.7%	50.0%	16,706	26,388	12.5%	12.3	
MSR Pool 8	14,040,636	66.7%	50.0%	55,905	54,759	12.5%	5.1	
MSR Pool 8 - Recapture Agreement	—	66.7%	50.0%	7,542	14,713	12.5%	11.9	
MSR Pool 9	30,814,192	66.7%	50.0%	103,713	127,646	12.5%	4.8	
MSR Pool 9 - Recapture Agreement	—	66.7%	50.0%	33,905	34,154	12.5%	11.9	
MSR Pool 10 (D)	68,890,509	66.7-77.0%	50.0%	205,975	208,055	12.5%	5.4	
MSR Pool 10 - Recapture Agreement	—	66.7-77.0%	50.0%	13,739	7,165	12.5%	13.4	
MSR Pool 11	18,202,920	66.7%	50.0%	43,157	51,687	12.5%	5.5	
MSR Pool 11 - Recapture Agreement	—	66.7%	50.0%	23,178	19,054	12.5%	11.1	
	<u>\$173,619,478</u>			<u>\$ 649,717</u>	<u>\$ 703,681</u>	<u>12.5%</u>	<u>6.3</u>	

(A) Represents the amortized cost basis of the equity method investees in which New Residential holds a 50% interest. The amortized cost basis of the Recapture Agreements is determined based on the relative fair values of the Recapture Agreements and related Excess MSRs at the time they were acquired.

(B) Represents the carrying value of the Excess MSRs held in equity method investees, in which New Residential holds a 50% interest. Carrying value represents the fair value of the pools or Recapture Agreements, as applicable.

(C) The weighted average life represents the weighted average expected timing of the receipt of cash flows of each investment.

(D) Pool in which New Residential also invested in related servicer advances, including the basic fee component of the related MSR as of December 31, 2013 (Note 6).

## NEW RESIDENTIAL INVESTMENT CORP. AND SUBSIDIARIES

### NOTES TO CONSOLIDATED FINANCIAL STATEMENTS

DECEMBER 31, 2013, 2012 and 2011

(dollars in tables in thousands, except share data)

The table below summarizes the geographic distribution of the underlying residential mortgage loans of the Excess MSR investments made through equity method investees as of December 31, 2013:

<u>State Concentration</u>	<u>Percentage of UPB</u>
California	23.5%
Florida	9.2%
New York	5.3%
Texas	4.9%
Georgia	4.0%
New Jersey	3.7%
Illinois	3.5%
Virginia	3.1%
Maryland	3.1%
Washington	2.8%
Other U.S.	36.9%
	<u>100.0%</u>

Refer to Notes 6 and 14 for discussion of investments in servicer advances and capital commitments, respectively, related to New Residential's investments in Excess MSRs made through equity method investees.

#### 6. INVESTMENTS IN SERVICER ADVANCES

On December 17, 2013, New Residential and third-party co-investors, through a joint venture entity (the "Buyer") consolidated by New Residential, agreed to purchase \$3.2 billion of outstanding servicer advances on a portfolio of loans, which is a subset of the same portfolio of loans in which New Residential invests in a portion of the Excess MSR (Pools 10, 17 and 18) (Notes 4 and 5), including the basic fee component of the related MSRs. As of December 31, 2013, New Residential and third-party co-investors had settled \$2.7 billion of servicer advances, financed with \$2.4 billion of notes payable (Note 11). A taxable wholly owned subsidiary of New Residential is the managing member of the Buyer that holds its investments in servicer advances and owned an approximately 32% interest in the Buyer as of December 31, 2013. Noncontrolling third-party investors owning the remaining interest in the Buyer have aggregate capital commitments to the Buyer of \$247.6 million, which were fully funded as of December 31, 2013. As of December 31, 2013, New Residential had capital commitments to the Buyer of \$172.4 million, of which it had funded \$115.7 million. The Buyer may call capital up to the commitment amount on unfunded commitments and recall capital to the extent the Buyer makes distributions to the co-investors, including New Residential. Neither the third-party co-investors nor New Residential is obligated to fund amounts in excess of their respective capital commitments, regardless of the capital requirements of the Buyer that holds its investments in servicer advances.

The Buyer has purchased servicer advances from Nationstar, is required to purchase all future servicer advances made with respect to these pools from Nationstar, and receives cash flows from advance recoveries and the basic fee component of the related MSRs, net of compensation paid back to Nationstar in consideration of Nationstar's servicing activities. The compensation paid to Nationstar is approximately 8.6% of the basic fee component of the related MSRs plus a performance fee that represents a portion (up to 100%) of the cash flows in excess of those required for the Buyer to obtain a specified return on its equity.

New Residential elected to record its investments in servicer advances, including the right to the basic fee component of the related MSRs, at fair value pursuant to the fair value option for financial instruments to provide users of the financial statements with better information regarding the effects of market factors.

## NEW RESIDENTIAL INVESTMENT CORP. AND SUBSIDIARIES

### NOTES TO CONSOLIDATED FINANCIAL STATEMENTS

DECEMBER 31, 2013, 2012 and 2011

(dollars in tables in thousands, except share data)

The following is a summary of the investments in servicer advances, including the right to the basic fee component of the related MSRs, made by the Buyer, which New Residential consolidates:

	December 31, 2013				Year Ended
	Amortized Cost Basis	Carrying Value (A)	Weighted Average Yield	Weighted Average Life (Years) (B)	December 31, 2013
					Change in Fair Value Recorded in Other Income
Servicer advances	\$ 2,665,551	\$2,665,551	4.4%	2.7	\$ —

(A) Carrying value represents the fair value of the investment in servicer advances, including the basic fee component of the related MSRs.

(B) Weighted Average Life represents the weighted average expected timing of the receipt of expected net cash flows for this investment.

The following is additional information regarding the servicer advances, and related financing, of the Buyer, which New Residential consolidates as of December 31, 2013:

	UPB of Underlying Residential Mortgage Loans	Outstanding Servicer Advances	Servicer Advances to UPB of Underlying Residential Mortgage Loans	Carrying Value of Notes Payable	Loan-to-Value		Cost of Funds (B)	
					Gross	Net (A)	Gross	Net
Servicer advances (C)	\$43,444,216	\$2,661,130	6.1%	\$2,390,778	89.8%	88.6%	4.0%	2.3%

(A) Ratio of face amount of borrowings to value of servicer advance collateral, net of an interest reserve maintained by the Buyer.

(B) Annualized measure of the cost associated with borrowings. Gross Cost of Funds primarily includes interest expense and facility fees. Net Cost of Funds excludes facility fees.

(C) The following types of advances comprise the investment in servicer advances:

	December 31, 2013
Principal and interest advances	\$ 1,516,715
Escrow advances (taxes and insurance advances)	934,525
Foreclosure advances	209,890
Total	\$ 2,661,130

Refer to Notes 11 and 18 for discussions of the financing associated with, and recent activities related to, investments in servicer advances, respectively.

## 7. INVESTMENTS IN REAL ESTATE SECURITIES

During 2013, New Residential acquired \$1.3 billion face amount of Non-Agency RMBS for approximately \$835.6 million and \$608.9 million face amount of Agency ARM RMBS for approximately \$645.5 million. In addition, Newcastle contributed \$1.0 billion face amount of Agency ARM RMBS to New Residential during 2013, prior to the spin-off (Note 13). New Residential sold \$729.7 million face amount of Non-Agency RMBS for approximately \$521.9 million and recorded a gain of \$52.7 million.

## NEW RESIDENTIAL INVESTMENT CORP. AND SUBSIDIARIES

### NOTES TO CONSOLIDATED FINANCIAL STATEMENTS

DECEMBER 31, 2013, 2012 and 2011

(dollars in tables in thousands, except share data)

During the third quarter of 2013, Nationstar exercised their cleanup call option related to four Non-Agency RMBS deals, in which Nationstar was the master servicer. New Residential owned \$2.6 million face amount of Non-Agency RMBS in these deals. New Residential received par on these securities, which had an amortized cost basis of \$2.1 million prior to the repayment, and recorded interest income of \$0.6 million related to these securities in the third quarter of 2013.

The following is a summary of New Residential's real estate securities as of December 31, 2013 and 2012, all of which are classified as available-for-sale and are, therefore, reported at fair value with changes in fair value recorded in other comprehensive income, except for securities that are other-than-temporarily impaired.

Asset Type	Outstanding Face Amount	Amortized Cost Basis	Gross Unrealized		Carrying Value (A)	Number of Securities	Weighted Average			Principal Subordination (D)	
			Gains	Losses			Rating (B)	Coupon	Yield		Life (Years) (C)
<b>December 31, 2013</b>											
Agency ARM RMBS (E)(F)	\$ 1,314,130	\$1,403,215	\$ 3,434	\$ (3,885)	\$1,402,764	114	AAA	3.18%	1.33%	4.1	N/A
Non-Agency RMBS	872,866	566,760	7,618	(3,953)	570,425	100	CCC-	0.94%	4.68%	8.0	7.4%
Total/Weighted Average (G)	<u>\$ 2,186,996</u>	<u>\$1,969,975</u>	<u>\$ 11,052</u>	<u>\$ (7,838)</u>	<u>\$1,973,189</u>	<u>214</u>	<u>BBB+</u>	<u>2.28%</u>	<u>2.66%</u>	<u>5.7</u>	
<b>December 31, 2012</b>											
Non-Agency RMBS	<u>\$ 433,510</u>	<u>\$ 274,230</u>	<u>\$ 15,856</u>	<u>\$ (330)</u>	<u>\$ 289,756</u>	<u>29</u>	<u>CC</u>	<u>0.63%</u>	<u>6.55%</u>	<u>6.8</u>	10.0%

(A) Fair value, which is equal to carrying value for all securities. See Note 12 regarding the estimation of fair value.

(B) Represents the weighted average of the ratings of all securities in each asset type, expressed as an S&P equivalent rating. This excludes the ratings of two non-agency bonds with a face amount of \$6.3 million for which New Residential was unable to obtain rating information. For each security rated by multiple rating agencies, the lowest rating is used. New Residential used an implied AAA rating for the Agency ARM RMBS. Ratings provided were determined by third party rating agencies, represent the most recent credit ratings available as of the reporting date and may not be current.

(C) The weighted average life is based on the timing of expected principal reduction on the assets.

(D) Percentage of the outstanding face amount of securities and residual interests that is subordinate to New Residential's investments.

(E) Includes securities issued or guaranteed by U.S. Government agencies such as the Federal National Mortgage Association ("Fannie Mae") or the Federal Home Loan Mortgage Corporation ("Freddie Mac").

(F) Amortized cost basis and carrying value include principal receivable of \$10.6 million.

(G) The total outstanding face amount was \$6.6 million for fixed rate securities and \$2.2 billion for floating rate securities.

Unrealized losses that are considered other-than-temporary are recognized currently in earnings. During the year ended December 31, 2013, New Residential recorded OTTI of \$5.0 million, of which \$3.8 million was recorded with respect to real estate securities included in the spin-off on May 15, 2013. Based on Newcastle management's analysis of these securities, Newcastle determined it did not have the intent to hold the securities past May 15, 2013. New Residential has also recorded OTTI of \$1.0 million with respect to real estate securities sold in January 2014 that were in an unrealized loss position as of December 31, 2013 since New Residential determined that it did not have the intent to hold the securities, as well as \$0.3 million with respect to expected credit loss related to real estate securities in an unrealized loss position as of December 31, 2013, based on management's analysis of expected cash flows of these securities. Any remaining unrealized losses on New Residential's securities were primarily the result of changes in market factors, rather than issuer-specific credit impairment. New Residential performed analyses in relation to such securities, using management's best estimate of their cash flows, which support its belief that the carrying values of such securities were fully recoverable over their expected holding period. New Residential has no intent to sell, and is not more likely than not to be required to sell, these securities.

**NEW RESIDENTIAL INVESTMENT CORP. AND SUBSIDIARIES**

**NOTES TO CONSOLIDATED FINANCIAL STATEMENTS**

DECEMBER 31, 2013, 2012 and 2011

(dollars in tables in thousands, except share data)

The following table summarizes New Residential's securities in an unrealized loss position as of December 31, 2013.

Securities in an Unrealized Loss Position	Amortized Cost Basis					Weighted Average					
	Outstanding Face Amount	Before Impairment	Other-Than-Temporary Impairment (A)	After Impairment	Gross Unrealized Losses	Carrying Value	Number of Securities	Rating (B)	Coupon	Yield	Life (Years)
Less than Twelve Months	\$ 878,993	\$ 827,517	\$ (1,470)	\$ 826,047	\$ (7,542)	\$ 818,505	78	A-	2.54%	2.07%	5.5
Twelve or More Months	48,078	51,930	(601)	51,329	(296)	51,033	7	AAA	3.36%	1.28%	3.3
Total/Weighted Average	\$ 927,071	\$ 879,447	\$ (2,071)	\$ 877,376	\$ (7,838)	\$ 869,538	85	A-	2.58%	2.03%	5.4

(A) This amount represents other-than-temporary impairment recorded on securities that are in an unrealized loss position as of December 31, 2013.

(B) The rating of securities in an unrealized loss position for less than twelve months excludes the rating of one bond for which New Residential was unable to obtain rating information.

New Residential performed an assessment of all of its debt securities that are in an unrealized loss position (unrealized loss position exists when a security's amortized cost basis, excluding the effect of OTTI, exceeds its fair value) and determined the following:

	December 31, 2013			
	Fair Value	Amortized Cost Basis After Impairment	Unrealized Losses	
			Credit (A)	Non-Credit (B)
Securities New Residential intends to sell (C)	\$ 164,666	\$ 164,666	\$ (988)	\$ —
Securities New Residential is more likely than not to be required to sell (D)	—	—	—	N/A
Securities New Residential has no intent to sell and is not more likely than not to be required to sell:				
Credit impaired securities	288,306	290,487	(2,071)	(2,181)
Non-credit impaired securities	581,232	586,889	—	(5,657)
Total debt securities in an unrealized loss position	\$1,034,204	\$ 1,042,042	\$ (3,059)	\$ (7,838)

(A) This amount is required to be recorded as other-than-temporary impairment through earnings. In measuring the portion of credit losses, New Residential's management estimates the expected cash flow for each of the securities. This evaluation includes a review of the credit status and the performance of the collateral supporting those securities, including the credit of the issuer, key terms of the securities and the effect of local, industry and broader economic trends. Significant inputs in estimating the cash flows include management's expectations of prepayment speeds, default rates and loss severities. Credit losses are measured as the decline in the present value of the expected future cash flows discounted at the investment's effective interest rate.

(B) This amount represents unrealized losses on securities that are due to non-credit factors and recorded through other comprehensive income.

(C) Securities New Residential intends to sell have a fair value equal to their amortized cost basis after impairment, and, therefore do not have unrealized losses reflected in other comprehensive income as of December 31, 2013.

(D) New Residential may, at times, be more likely than not to be required to sell certain securities for liquidity purposes. While the amount of the securities to be sold may be an estimate, and the securities to be sold have not yet been identified, New Residential must make its best estimate, which is subject to significant judgment regarding future events, and may differ materially from actual future sales.

**NEW RESIDENTIAL INVESTMENT CORP. AND SUBSIDIARIES**

**NOTES TO CONSOLIDATED FINANCIAL STATEMENTS**

DECEMBER 31, 2013, 2012 and 2011

(dollars in tables in thousands, except share data)

The following table summarizes the activity related to credit losses on debt securities:

	<u>2013</u>	<u>2012</u>
Beginning balance of credit losses on debt securities for which a portion of an OTTI was recognized in other comprehensive income	\$ —	\$ —
Additions for credit losses on securities for which an OTTI was not previously recognized	4,993	—
Reduction for credit losses on securities for which no OTTI was recognized in other comprehensive income at the current measurement date	(2,878)	—
Reduction for securities sold during the period	(44)	—
Ending balance of credit losses on debt securities for which a portion of an OTTI was recognized in other comprehensive income	<u>\$ 2,071</u>	<u>\$ —</u>

The securities are encumbered by certain repurchase agreements, as described in Note 11, as of December 31, 2013.

The table below summarizes the geographic distribution of the collateral securing New Residential's Non-Agency RMBS as of December 31, 2013:

<u>Geographic Location</u>	<u>Outstanding Face Amount</u>	<u>Percentage of Total Outstanding</u>
Western U.S.	\$ 317,111	36.3%
Southeastern U.S.	198,298	22.7%
Northeastern U.S.	164,481	18.9%
Midwestern U.S.	98,682	11.3%
Southwestern U.S.	51,425	5.9%
Other (A)	42,869	4.9%
	<u>\$ 872,866</u>	<u>100.0%</u>

(A) Represents collateral for which New Residential was unable to obtain geographic information.

New Residential evaluates the credit quality of its real estate securities, as of the acquisition date, for evidence of credit quality deterioration. As a result, New Residential identified a population of real estate securities for which it was determined that it was probable that New Residential would be unable to collect all contractually required payments. For those securities acquired during the year ended December 31, 2013, the face amount was \$1.1 billion, the total expected cash flows were \$0.9 billion and the fair value was \$0.7 billion on the dates that New Residential purchased the respective securities.

The following is the outstanding face amount and carrying value for securities as of December 31, 2013 and December 31, 2012, for which, as of the acquisition date, it was probable that New Residential would be unable to collect all contractually required payments:

	<u>Outstanding Face Amount</u>	<u>Carrying Value</u>
December 31, 2013	\$ 729,895	\$483,680
December 31, 2012	\$ 342,013	\$212,129

**NEW RESIDENTIAL INVESTMENT CORP. AND SUBSIDIARIES**

**NOTES TO CONSOLIDATED FINANCIAL STATEMENTS**

DECEMBER 31, 2013, 2012 and 2011

(dollars in tables in thousands, except share data)

The following is a summary of the changes in accretable yield for these securities:

	<u>Year Ended December 31,</u>	
	<u>2013</u>	<u>2012</u>
Beginning Balance	\$ 90,077	\$ —
Additions	155,854	80,636
Accretion	(19,939)	(3,195)
Reclassifications from non-accretable difference	40,785	12,636
Disposals	(123,710)	—
Ending Balance	<u>\$ 143,067</u>	<u>\$ 90,077</u>

**8. INVESTMENTS IN RESIDENTIAL MORTGAGE LOANS**

On February 27, 2013, New Residential, through a subsidiary, entered into an agreement to co-invest in reverse mortgage loans with a UPB of approximately \$83.1 million as of December 31, 2012. New Residential had invested approximately \$35.1 million to acquire a 70% interest in the residential mortgage loans. Nationstar co-invested pari passu with New Residential in 30% of the mortgage loans and is the servicer of the loans, performing all servicing and advancing functions, and retaining the ancillary income, servicing obligations and liabilities as the servicer.

The following is a summary of residential mortgage loans as of December 31, 2013, all of which are classified as held for investment:

<u>Loan Type</u>	<u>December 31, 2013</u>							
	<u>Outstanding Face Amount (A)</u>	<u>Carrying Value (A)</u>	<u>Loan Count</u>	<u>Wtd. Avg. Yield</u>	<u>Weighted Average Coupon (B)</u>	<u>Weighted Average Life (Years) (C)</u>	<u>Floating Rate Loans as a % of Face Amount</u>	<u>Delinquent Face Amount (A)(D)</u>
Residential Mortgage Loans Held- for-Investment (E)	\$ 57,552	\$33,539	328	10.3%	5.1%	3.7	22.0%	\$ 48,696

- (A) Represents a 70% interest New Residential holds in the reverse mortgage loans, which had an aggregate United States federal income tax basis of \$33.9 million. The average loan balance outstanding based on total UPB is \$0.2 million.
- (B) Represents the stated interest rate on the loans. Accrued interest on reverse mortgage loans is generally added to the principal balance and paid when the loan is resolved.
- (C) The weighted average life is based on the expected timing of the receipt of cash flows.
- (D) Includes loans that have either experienced (i) a termination event or (ii) an event of default, substantially all of which are more than 90 days past the time at which they were considered delinquent or real estate owned ("REO"). Collateral value underlying loans considered delinquent is generally sufficient, however \$1.6 million face amount of REO loans, representing New Residential's 70% interest therein, was on non-accrual status resulting from the uncertainty of cash collections as of December 31, 2013.
- (E) 82% of these loans have reached a termination event. As a result, the borrower can no longer make draws on these loans. Each loan matures upon the occurrence of a termination event.

Activities related to the carrying value of residential mortgage loans are as follows:

	<u>Year Ended December 31, 2013</u>
Balance as of December 31, 2012	\$ —
Purchases/additional fundings	35,138
Proceeds from repayments	(3,788)
Accretion of loan discount and other amortization	2,650
Valuation allowance	(461)
Balance as of December 31, 2013	<u>\$ 33,539</u>

## NEW RESIDENTIAL INVESTMENT CORP. AND SUBSIDIARIES

### NOTES TO CONSOLIDATED FINANCIAL STATEMENTS

DECEMBER 31, 2013, 2012 and 2011

(dollars in tables in thousands, except share data)

	<b>Residential Mortgage Loans</b>
Balance as of December 31, 2011	\$ —
Charge-offs	—
Valuation allowance on loans	—
Balance as of December 31, 2012	—
Charge-offs	—
Valuation allowance on loans	461
Balance as of December 31, 2013	<u>\$ 461</u>

The average carrying amount of New Residential's residential mortgage loans was approximately \$33.8 million during the year ended December 31, 2013, on which New Residential earned approximately \$2.7 million of interest income.

The table below summarizes the geographic distribution of the underlying residential mortgage loans as of December 31, 2013:

<b>State Concentration</b>	<b>Percentage of Total Outstanding Unpaid Principal Amount</b>
New York	22.0%
Florida	21.2%
Illinois	7.7%
New Jersey	6.9%
California	5.7%
Massachusetts	4.1%
Washington	3.9%
Connecticut	3.9%
Virginia	3.3%
Texas	2.8%
Other U.S.	18.5%
	<u><u>100.0%</u></u>

On December 31, 2013, Nationstar financed the mortgage loans and related participation interests in a repurchase facility with Barclays Bank PLC, an affiliate of Barclays Capital Inc., which resulted in New Residential's receipt of approximately \$22.8 million of financing proceeds correlating to New Residential's 70% interest in the mortgage loans. Refer to Notes 11 and 18 for discussions of the financing associated with, and the recent activities related to, residential mortgage loans.

### 9. INVESTMENTS IN CONSUMER LOANS EQUITY METHOD INVESTEEES

On April 1, 2013, New Residential completed, through newly formed limited liability companies (together, the "Consumer Loan Companies") a co-investment in a portfolio of consumer loans with a UPB of approximately \$4.2 billion as of December 31, 2012. The portfolio included over 400,000 personal unsecured loans and personal homeowner loans originated through subsidiaries of HSBC Finance Corporation.



## NEW RESIDENTIAL INVESTMENT CORP. AND SUBSIDIARIES

### NOTES TO CONSOLIDATED FINANCIAL STATEMENTS

DECEMBER 31, 2013, 2012 and 2011

(dollars in tables in thousands, except share data)

---

The Consumer Loan Companies acquired the portfolio from HSBC Finance Corporation and its affiliates. New Residential invested approximately \$250 million for 30% membership interests in each of the Consumer Loan Companies. Of the remaining 70% of the membership interests, Springleaf, which is majority-owned by Fortress funds managed by the Manager, acquired 47% and an affiliate of Blackstone Tactical Opportunities Advisors L.L.C. acquired 23%. Springleaf acts as the managing member of the Consumer Loan Companies. The Consumer Loan Companies initially financed \$2.2 billion of the approximately \$3.0 billion purchase price with asset-backed notes. In September 2013, the Consumer Loan Companies issued and sold an additional \$0.4 billion of asset-backed notes for 96% of par. These notes are subordinate to the \$2.2 billion of debt issued in April 2013. The Consumer Loan Companies were formed on March 19, 2013, for the purpose of making this investment, and commenced operations upon the completion of the investment. After a servicing transition period, Springleaf became the servicer of the loans and provides all servicing and advancing functions for the portfolio.

New Residential accounts for its investment in the Consumer Loan Companies pursuant to the equity method of accounting because it can exercise significant influence over the Consumer Loan Companies, but the requirements for consolidation are not met. New Residential's share of earnings and losses in these equity method investees is included in "Earnings from investments in consumer loans, equity method investees" on the Consolidated Statements of Income. Equity method investments are included in "Investments in consumer loans, equity method investees" on the Consolidated Balance Sheets.

New Residential periodically reviews equity method investments for impairment in value whenever events or changes in circumstances indicate that the carrying amount of such investments may not be recoverable. New Residential will record an impairment charge to the extent that the estimated fair value of an investment is less than its carrying value and New Residential determines the impairment is other-than-temporary.

The following tables summarize the investment in the Consumer Loan Companies held by New Residential:

	<b>December 31, 2013</b>
Consumer Loan Assets	\$ 2,572,577
Other Assets	192,830
Debt (A)	(2,010,433)
Other Liabilities	(32,712)
Equity	\$ 722,262
New Residential's investment	\$ 215,062
New Residential's ownership	30.0%

(A) Represents the Class A asset-backed notes with a face amount of \$1.7 billion, an interest rate of 3.75% and a maturity of April 2021 and the Class B asset-backed notes with a face amount of \$0.4 billion, an interest rate of 4.0%, and a maturity of December 2024. Substantially all of the net cash flow generated by the Consumer Loan Companies is required to be used to pay down the Class A notes. When the balance of the outstanding Class A notes is reduced to 50% of the outstanding UPB of the performing consumer loans, 70% of the net cash flow generated is required to be used to pay down the Class A notes and the equity holders of the Consumer Loan Companies and holders of the Class B notes will each be entitled to receive 15% of the net cash flow of the Consumer Loan Companies on a periodic basis.

## NEW RESIDENTIAL INVESTMENT CORP. AND SUBSIDIARIES

### NOTES TO CONSOLIDATED FINANCIAL STATEMENTS

DECEMBER 31, 2013, 2012 and 2011

(dollars in tables in thousands, except share data)

	Year Ended December 31, 2013
Interest income	\$ 481,056
Interest expense	(71,639)
Provision for finance receivable losses	(60,619)
Other expenses, net	(67,225)
Net income	<u>\$ 281,573</u>
New Residential's equity in net income	<u>\$ 82,856</u>
New Residential's ownership	30.0%

The following is a summary of New Residential's consumer loan investments made through equity method investees:

	December 31, 2013					
	Unpaid Principal Balance	Interest in Consumer Loan Companies	Carrying Value (A)	Weighted Average Coupon (B)	Weighted Average Asset Yield	Weighted Average Expected Life (Years) (C)
Consumer Loans	\$3,298,769	30.0%	\$ 2,572,577	18.3%	15.9%	3.2

(A) Represents the carrying value of the consumer loans held by the Consumer Loan Companies.

(B) Substantially all of the cash flows received on the loans is required to be used to make payments on the notes described above.

(C) Weighted Average Life represents the weighted average expected timing of the receipt of expected cash flows for this investment.

New Residential's investments in consumer loans, equity method investees changed during the year ended December 31, 2013 as follows:

	Year Ended December 31, 2013
Balance as of December 31, 2012	\$ —
Contributions to equity method investees	245,421
Distributions of earnings from equity method investees	(82,856)
Distributions of capital from equity method investees	(30,359)
Earnings from investments in consumer loan equity method investees	82,856
Balance as of December 31, 2013	<u>\$ 215,062</u>

Refer to Note 18 for discussion of the recent activities related to New Residential's investments in consumer loans.

## 10. DERIVATIVES

New Residential's derivative instruments are comprised of linked transactions that were not entered into for risk management purposes or for hedging activity. As discussed in Note 2, New Residential's credit risk with respect to these transactions is the risk of default on New Residential's investments that results from a borrower's or counterparty's inability or unwillingness to make contractually required payments.

**NEW RESIDENTIAL INVESTMENT CORP. AND SUBSIDIARIES**

**NOTES TO CONSOLIDATED FINANCIAL STATEMENTS**

DECEMBER 31, 2013, 2012 and 2011

(dollars in tables in thousands, except share data)

New Residential's derivatives are recorded at fair value on the Consolidated Balance Sheets as follows:

	<u>Balance Sheet Location</u>	<u>December 31,</u>	
		<u>2013</u>	<u>2012</u>
Real Estate Securities	Derivative assets	\$ 1,452	\$ —
Non-Performing Loans	Derivative assets	34,474	—
		<u>\$35,926</u>	<u>\$ —</u>

The following table summarizes gains (losses) recorded in relation to derivatives:

	<u>Income Statement Location</u>	<u>Year Ended December 31,</u>	
		<u>2013</u>	<u>2012</u>
Real Estate Securities	Other Income	\$ (11)	\$ —
Non-Performing Loans	Other Income	1,831	—
		<u>\$ 1,820</u>	<u>\$ —</u>

The following table presents both gross and net information about linked transactions:

	<u>December 31,</u>	
	<u>2013</u>	<u>2012</u>
<u>Real Estate Securities</u>		
Real estate securities, at fair value (A)	\$ 9,952	\$ —
Repurchase agreements (B)	(8,500)	—
	1,452	—
<u>Non-Performing Loans</u>		
Non-performing loans, at fair value (C)	95,014	—
Repurchase agreements (B)	(60,540)	—
	34,474	—
Net assets recognized as linked transactions	<u>\$ 35,926</u>	<u>\$ —</u>

(A) Real estate securities that had a current face amount of \$10.0 million as of December 31, 2013, which represents the notional amount of the linked transaction.

(B) Represents their face amount that approximates fair value. Amounts for repurchase agreements related to non-performing loans also includes \$0.4 million of accrued interest and deferred financing costs.

(C) Non-performing loans that had a UPB of \$164.6 million as of December 31, 2013, which represents the notional amount of the linked transaction.

Refer to Notes 7 and 8 for further detail of these asset classes held by New Residential. Refer to Notes 11 and 18 for discussions of the financing associated with, and the recent activities related to, non-hedge derivative instruments, respectively.

**NEW RESIDENTIAL INVESTMENT CORP. AND SUBSIDIARIES**

**NOTES TO CONSOLIDATED FINANCIAL STATEMENTS**

DECEMBER 31, 2013, 2012 and 2011

(dollars in tables in thousands, except share data)

**11. DEBT OBLIGATIONS**

The following table presents certain information regarding New Residential's debt obligations:

Debt Obligations/Collateral	Month Issued	December 31, 2013 (A)						December 31, 2012					
		Outstanding Face	Carrying Value	Final Stated Maturity	Weighted Average Funding Cost	Weighted Average Life (Years)	Collateral			Weighted Average Life (Years)	Outstanding Face	Carrying Value	
							Outstanding Face	Amortized Cost Basis	Carrying Value				
<b>Repurchase Agreements (B)</b>													
Agency ARM RMBS (C)	Various	\$ 1,332,954	\$1,332,954	Mar-14	0.39%	0.3	\$ 1,277,570	\$1,353,630	\$1,353,719	4.1	\$ —	\$ —	
Non-Agency RMBS (D)	Various	287,757	287,757	Jan-14 to Oct-14	1.85%	0.1	576,146	388,855	392,360	8.2	150,922	150,922	
<b>Total Repurchase Agreements</b>		<b>1,620,711</b>	<b>1,620,711</b>		<b>0.65%</b>	<b>0.2</b>	<b>1,853,716</b>	<b>1,742,485</b>	<b>1,746,079</b>	<b>5.4</b>	<b>150,922</b>	<b>150,922</b>	
<b>Notes Payable</b>													
Secured Corporate Loan (E)	Dec-13	75,000	75,000	Mar-14	4.17%	0.3	36,907,851	126,773	146,243	6.0	—	—	
Servicer Advances (F)	Dec-13	2,390,778	2,390,778	Sep-14	4.04%	0.8	2,661,130	2,665,551	2,665,551	2.7	—	—	
Residential Mortgage Loans (G)	Dec-13	22,840	22,840	Sep-14	3.42%	0.7	57,552	33,539	33,539	3.7	—	—	
<b>Total Notes Payable</b>		<b>2,488,618</b>	<b>2,488,618</b>		<b>4.04%</b>	<b>0.8</b>	<b>39,626,533</b>	<b>2,825,863</b>	<b>2,845,333</b>	<b>5.8</b>	<b>—</b>	<b>—</b>	
<b>Total</b>		<b>\$ 4,109,329</b>	<b>\$4,109,329</b>		<b>2.70%</b>	<b>0.6</b>	<b>\$ 41,480,249</b>	<b>\$4,568,348</b>	<b>\$4,591,412</b>	<b>5.8</b>	<b>\$ 150,922</b>	<b>\$ 150,922</b>	

(A) Excludes debt related to linked transactions (Note 10).

(B) These repurchase agreements had approximately \$0.7 million of associated accrued interest payable as of December 31, 2013. All of the repurchase agreements that matured during the first quarter of 2014 were renewed or refinanced subsequent to December 31, 2013.

(C) The counterparties of these repurchase agreements are Mizuho (\$186.8 million), Barclays (\$410.7 million), Royal Bank of Canada (\$101.8 million), Citi (\$129.3 million), Morgan Stanley (\$169.7 million) and Daiwa (\$334.7 million) and were subject to customary margin call provisions.

(D) The counterparties of these repurchase agreements are Barclays (\$42.3 million), Credit Suisse (\$104.0 million), Royal Bank of Scotland (\$26.2 million) and Royal Bank of Canada (\$115.3 million) and were subject to customary margin call provisions. All of the Non-Agency repurchase agreements have LIBOR-based floating interest rates. Includes \$104.0 million borrowed under a \$414.2 million master repurchase agreement, which bears interest at one-month LIBOR plus 1.75%.

(E) The loan bears interest equal to the sum of (i) a floating rate index rate equal to one-month LIBOR and (ii) a margin of 4.0%. The outstanding face of the collateral represents the UPB of the residential mortgage loans underlying the Excess MSR that secure this corporate loan.

(F) The notes bore interest equal to the sum of (i) a floating rate index rate equal to one-month LIBOR or a cost of funds rate, as applicable, and (ii) a margin ranging from 2.0% to 2.6%.

(G) The note is payable to Nationstar and bears interest equal to one-month LIBOR and a margin of 3.25%.

Certain of the debt obligations included above are obligations of New Residential's consolidated subsidiaries, which own the related collateral. In some cases, including the servicer advances, such collateral is not available to other creditors of New Residential.

**Maturities**

New Residential's debt obligations as of December 31, 2013 had contractual maturities as follows (in thousands):

Year	Nonrecourse	Recourse (A)	Total
2014	\$2,548,387	\$1,560,942	\$4,109,329

(A) Excludes recourse debt related to linked transactions (Note 10).

## NEW RESIDENTIAL INVESTMENT CORP. AND SUBSIDIARIES

### NOTES TO CONSOLIDATED FINANCIAL STATEMENTS

DECEMBER 31, 2013, 2012 and 2011

(dollars in tables in thousands, except share data)

---

#### *Covenants*

New Residential was in compliance with all of its debt covenants as of December 31, 2013. The following is a summary of covenants to which New Residential is subject.

#### *Repurchase Agreements*

##### Agency ARM RMBS

New Residential has outstanding repurchase agreements with terms that generally conform to the terms of the standard master repurchase agreement published by the Securities Industry and Financial Markets Association (“SIFMA”) as to repayment, margin requirements and segregation of all securities sold under any repurchase transactions. In addition, each counterparty typically requires additional terms and conditions to the standard master repurchase agreement, including changes to the margin maintenance requirements, required haircuts, purchase price maintenance requirements, requirements that all controversies related to the repurchase agreement be litigated in a particular jurisdiction and cross default provisions. These provisions may differ by counterparty and are not determined until New Residential engages in a specific repurchase transaction.

##### Non-Agency RMBS

On October 30, 2013, New Residential terminated an existing \$342.9 million master repurchase agreement and entered into a new \$414.2 million master repurchase agreement with Alpine Securitization Corp., an asset-backed commercial paper facility sponsored by Credit Suisse AG, an affiliate of Credit Suisse Securities (USA) LLC, which has a one year maturity. The new \$414.2 million one year term master repurchase agreement is subject to margin call provisions as well as customary loan covenants and event of default provisions, including event of default provisions triggered by a 50% equity decline over any 12 month period and 35% equity decline over any 3 month period and a four-to-one indebtedness to tangible net worth provision.

#### *Notes Payable*

##### Secured Corporate Loan

On December 13, 2013, New Residential entered into a \$75.0 million secured corporate loan with Credit Suisse First Boston Mortgage LLC, an affiliate of Credit Suisse Securities (USA) LLC. The loan contains customary covenants and event of default provisions including event of default provisions triggered by a 50% equity decline as of the end of the corresponding period in the prior fiscal year, or a 35% equity decline as of the end of the quarter immediately preceding the most recently completed fiscal quarter and a four-to-one indebtedness to tangible net worth provision. Subsequent to December 31, 2013, the loan was paid down by \$5.9 million, and the maturity was extended to May 31, 2014.

##### Servicer Advances

In December 2013, Advance Purchaser LLC funded the purchase of servicer advances, including the basic fee component of the related MSRs, with approximately \$2.4 billion of variable funding notes issued by special purpose subsidiaries of Advance Purchaser LLC pursuant to a servicer advance facility with Barclays Bank PLC and a servicer advance facility with Credit Suisse AG, New York Branch, Morgan Stanley Bank, N.A. and Natixis, New York Branch, which Advance Purchaser LLC holds in wholly owned special purpose subsidiaries. Each of the wholly owned special purpose subsidiaries of Advance Purchaser LLC is structured as a bankruptcy remote special purpose entity and is the sole owner of its respective assets. Creditors of the wholly owned special purpose subsidiaries of Advance Purchaser LLC have no recourse to any assets or revenues of Nationstar or Advance Purchaser LLC other than to the limited extent contemplated by the facilities (which include, without limitation, indemnities for covenant violations). New Residential’s creditors and/or creditors of Nationstar do not have recourse to any assets or revenues of the wholly owned special purpose subsidiaries of Advance Purchaser LLC.

Upon the occurrence of an early amortization event or a target amortization event, there is either an interest rate increase on the variable funding notes, a rapid amortization of the variable funding notes or an acceleration of principal repayment, or all of the foregoing. The early amortization and target amortization events under the servicer advance facilities include: (i) the occurrence of an event of default under the transaction documents, (ii) failure to satisfy an interest coverage test, (iii) the occurrence of any servicer default or termination event for pooling and servicing agreements representing 15% or more (by mortgage loan balance as of the date

## NEW RESIDENTIAL INVESTMENT CORP. AND SUBSIDIARIES

### NOTES TO CONSOLIDATED FINANCIAL STATEMENTS

DECEMBER 31, 2013, 2012 and 2011

(dollars in tables in thousands, except share data)

---

of termination) of all the pooling and servicing agreements related to the purchased basic fee subject to certain exceptions; (iv) failure to satisfy a collateral performance test measuring the ratio of collected advance reimbursements to the balance of advances; (v) for certain variable funding notes, failure to satisfy minimum tangible net worth requirements for Nationstar and Advance Purchaser LLC; (vi) for certain variable funding notes, failure to satisfy minimum liquidity requirements for Nationstar and Advance Purchaser LLC; (vii) failure to satisfy leverage tests for Nationstar; (viii) for certain variable funding notes, a change of control of Advance Purchaser LLC; (ix) for certain variable funding notes, certain judgments against Advance Purchaser LLC or each of its wholly owned special purpose subsidiaries in excess of certain thresholds; (x) for certain variable funding notes, payment default under, or an acceleration of, other debt of Advance Purchaser LLC; (xi) failure to deliver certain reports; and (xii) material breaches of any of the transaction documents.

The definitive documents related to the variable funding notes contain customary representations and warranties, as well as affirmative and negative covenants. Affirmative covenants include, among others, reporting requirements, provision of notices of material events, maintenance of existence, maintenance of books and records, compliance with laws, compliance with covenants under the designated servicing agreements and maintaining certain servicing standards with respect to the advances and the related mortgage loans. Negative covenants include, among others, limitations on amendments to the designated servicing agreements and limitations on amendments to the procedures and methodology for repaying the advances or determining that advances have become non-recoverable. The definitive documents related to the variable funding notes also contain customary events of default, including, among others, (i) non-payment of principal, interest or other amounts when due, (ii) insolvency of Nationstar, Advance Purchaser LLC or its applicable wholly owned special purpose subsidiary; (iii) the applicable wholly owned special purpose subsidiary becoming subject to registration as an "investment company" within the meaning of the 1940 Act; (iv) Nationstar or Advance Purchaser LLC fails to comply with the deposit and remittance requirements set forth in any pooling and servicing agreement or such definitive documents; and (v) Nationstar's failure to make an indemnity payment after giving effect to any applicable grace period. Upon the occurrence and during the continuance of an event of default under any servicer advance facility, the requisite percentage of the related noteholders may declare the variable funding notes and all other obligations of the applicable wholly owned special purpose subsidiary of Advance Purchaser LLC immediately due and payable and may terminate the commitments. A bankruptcy event of default causes such obligations automatically to become immediately due and payable and the commitments automatically to terminate.

Additional borrowing is permitted on the Notes that are variable funding notes subject to a maximum balance and certain funding conditions, such as the accuracy of representations and warranties, the absence of a default and the satisfaction of a collateral test that generally requires the sum of eligible servicer advances transferred to the applicable wholly owned special purpose subsidiary of Advance Purchaser LLC multiplied by an advance rate plus all collections in the applicable wholly owned special purpose subsidiary of Advance Purchaser LLC accounts to be greater than or equal to the aggregate outstanding principal balance of the variable funding notes. Generally, during the revolving period, payments to noteholders will consist of payments of interest, but excess cash flow from repaid servicer advances may be used to fund the purchase of new servicer advances.

#### Residential Mortgage Loans

On November 25, 2013, New Residential entered into a \$300.0 million master repurchase agreement with The Royal Bank of Scotland ("RBS") with advance rates ranging from 65% to 85% and an interest cost of one-month LIBOR plus 2.5% to 2.75%. The repurchase agreement, which contains customary covenants and event of default provisions and is subject to margin calls, matures on November 24, 2014. Pursuant to the repurchase agreement New Residential may sell, and later repurchase, (x) trust certificates representing interests in certain residential mortgage loans and (y) the capital stock of a corporation that holds certain real estate owned properties. The principal amount paid by RBS for such assets is based on a percentage of the lesser of the market value or the UPB of such mortgage assets backing the assets. Upon New Residential's repurchase of such assets sold under the repurchase agreement, New Residential is required to repay RBS a repurchase amount based on the purchase price plus accrued interest. New Residential is also required to pay certain administrative costs and expenses in connection with the structuring, management and ongoing administration of the master repurchase agreement. The repurchase agreement contains customary covenants and event of default provisions, including a minimum liquidity requirement of \$15.0 million, a minimum tangible net worth provision of \$540.0 million, and a four to one indebtedness to tangible net worth provision. As of December 31, 2013, New Residential had purchased \$92.7 million of loans financed with \$60.1 million under this facility. This financing was treated as a linked transaction (Note 10) and is therefore not included in the table above.

## NEW RESIDENTIAL INVESTMENT CORP. AND SUBSIDIARIES

### NOTES TO CONSOLIDATED FINANCIAL STATEMENTS

DECEMBER 31, 2013, 2012 and 2011

(dollars in tables in thousands, except share data)

---

#### ***Borrowing Capacity***

The following table represents New Residential's borrowing capacity as of December 31, 2013:

<u>Debt Obligations / Collateral</u>	<u>Collateral Type</u>	<u>Borrowing Capacity</u>	<u>Balance Outstanding</u>	<u>Available Financing</u>
Notes Payable				
Secured Corporate Loan	Excess MSRs	\$ 75,000	\$ 75,000	\$ —
Servicer Advances (A)	Servicer Advances	3,900,000	2,390,778	1,509,222
Repurchase Agreements				
Residential Mortgage Loans (B)	Real Estate Loans	300,000	60,102	239,898
		<u>\$4,275,000</u>	<u>\$2,525,880</u>	<u>\$1,749,120</u>

(A) New Residential's unused borrowing capacity is available if New Residential has additional eligible collateral to pledge and meets other borrowing conditions. New Residential pays a 0.5% fee on the unused borrowing capacity.

(B) Financing related to linked transaction (Note 10).

Refer to Note 18 for a discussion of recent financing activities.

#### **12. FAIR VALUE OF FINANCIAL INSTRUMENTS**

U.S. GAAP requires the categorization of the fair value of financial instruments into three broad levels which form a hierarchy.

Level 1 - Quoted prices in active markets for identical instruments.

Level 2 - Valuations based principally on other observable market parameters, including

- Quoted prices in active markets for similar instruments,
- Quoted prices in less active or inactive markets for identical or similar instruments,
- Other observable inputs (such as interest rates, yield curves, volatilities, prepayment speeds, loss severities, credit risks and default rates), and
- Market corroborated inputs (derived principally from or corroborated by observable market data).

Level 3 - Valuations based significantly on unobservable inputs.

New Residential follows this hierarchy for its financial instruments. The classifications are based on the lowest level of input that is significant to the fair value measurement.

**NEW RESIDENTIAL INVESTMENT CORP. AND SUBSIDIARIES**

**NOTES TO CONSOLIDATED FINANCIAL STATEMENTS**

DECEMBER 31, 2013, 2012 and 2011

(dollars in tables in thousands, except share data)

The carrying values and fair values of New Residential's financial assets recorded at fair value on a recurring basis, as well as other financial instruments for which fair value is disclosed, as of December 31, 2013 were as follows:

	Principal Balance or Notional Amount	Carrying Value	Fair Value			
			Level 1	Level 2	Level 3	Total
<b>Assets:</b>						
Investments in:						
Excess mortgage servicing rights, at fair value (A)	\$ 78,953,614	\$ 324,151	\$ —	\$ —	\$ 324,151	\$ 324,151
Excess mortgage servicing rights, equity method investees, at fair value (A)	173,619,478	352,766	—	—	352,766	352,766
Servicer advances	2,661,130	2,665,551	—	—	2,665,551	2,665,551
Real estate securities, available-for-sale	2,186,996	1,973,189	—	1,402,764	570,425	1,973,189
Residential mortgage loans, held for investment (B)	57,552	33,539	—	—	33,539	33,539
Non-hedge derivative investments (C)	101,775	35,926	—	—	35,926	35,926
Cash and restricted cash	305,332	305,332	305,332	—	—	305,332
	<u>\$ 257,885,877</u>	<u>\$5,690,454</u>	<u>\$305,332</u>	<u>\$1,402,764</u>	<u>\$3,982,358</u>	<u>\$5,690,454</u>
<b>Liabilities:</b>						
Repurchase agreements	\$ 1,620,711	\$1,620,711	\$ —	\$1,620,711	\$ —	\$1,620,711
Notes payable	2,488,618	2,488,618	—	—	2,488,618	2,488,618
	<u>\$ 4,109,329</u>	<u>\$4,109,329</u>	<u>\$ —</u>	<u>\$1,620,711</u>	<u>\$2,488,618</u>	<u>\$4,109,329</u>

(A) The notional amount represents the total unpaid principal balance of the mortgage loans underlying the Excess MSR's. New Residential does not receive an excess mortgage servicing amount on nonperforming loans in Agency portfolios.

(B) Represents New Residential's 70% interest in the total unpaid principal balance of the Residential Mortgage Loans.

(C) Notional amount consists of the aggregate current face and UPB amounts of the securities and loans, respectively, that comprise the asset portion of the linked transaction.

New Residential has various processes and controls in place to ensure that fair value is reasonably estimated. With respect to the broker and pricing service quotations, to ensure these quotes represent a reasonable estimate of fair value, New Residential's quarterly procedures include a comparison to quotations from different sources, outputs generated from its internal pricing models and transactions New Residential has completed with respect to these or similar securities, as well as on its knowledge and experience of these markets. With respect to fair value estimates generated based on New Residential's internal pricing models, New Residential's management corroborates the inputs and outputs of the internal pricing models by comparing them to available independent third party market parameters, where available, and models for reasonableness. New Residential believes its valuation methods and the assumptions used are appropriate and consistent with other market participants.

Fair value measurements categorized within Level 3 are sensitive to changes in the assumptions or methodology used to determine fair value and such changes could result in a significant increase or decrease in the fair value.

***Investments in Excess MSR's Valuation***

Fair value estimates of New Residential's Excess MSR's were based on internal pricing models. The valuation technique is based on discounted cash flows. Significant inputs used in the valuations included expectations of prepayment rates, delinquency rates, recapture rates, the excess mortgage servicing amount of the underlying mortgage loans and discount rates that market participants would use in determining the fair values of mortgage servicing rights on similar pools of residential mortgage loans.



**NEW RESIDENTIAL INVESTMENT CORP. AND SUBSIDIARIES**

**NOTES TO CONSOLIDATED FINANCIAL STATEMENTS**

DECEMBER 31, 2013, 2012 and 2011

(dollars in tables in thousands, except share data)

In order to evaluate the reasonableness of its fair value determinations, management engages an independent valuation firm to separately measure the fair value of its Excess MSR. The independent valuation firm determines an estimated fair value range of each pool based on its own models and issues a “fairness opinion” with this range. Management compares the range included in the opinion to the value generated by its internal models. For Excess MSR acquired prior to the current quarter, the fairness opinion relates to the valuation at the current quarter end date. For Excess MSR acquired during the current quarter, the fairness opinion relates to the valuation at the time of acquisition. To date, New Residential has not made any significant valuation adjustments as a result of these fairness opinions.

For Excess MSR acquired during the current quarter, New Residential revalues the Excess MSR at the quarter end date if a payment is received between the acquisition date and the end of the quarter. Otherwise, Excess MSR acquired during the current quarter are carried at their amortized cost basis if there has been no change in assumptions since acquisition.

In addition, in valuing the Excess MSR, management considered the likelihood of Nationstar being removed as the servicer, which likelihood is considered to be remote. Fair value measurements of the Excess MSR are sensitive to changes in the assumptions or methodology used to determine fair value, and such changes could result in a significant increase or decrease in the fair value. Significant increases (decreases) in the discount rates, prepayment or delinquency rates in isolation would result in a significantly lower (higher) fair value measurement, whereas significant increases (decreases) in the recapture rates or excess mortgage servicing amount in isolation would result in a significantly higher (lower) fair value measurement. Generally, a change in the delinquency rate assumption is accompanied by a directionally similar change in the assumption used for the prepayment speed.

The following table summarizes certain information regarding the inputs used in valuing the Excess MSR owned directly and through equity method investees as of December 31, 2013:

	<b>Significant Inputs</b>				
	<b>Prepayment Speed (A)</b>	<b>Delinquency (B)</b>	<b>Recapture Rate (C)</b>	<b>Excess Mortgage Servicing Amount (D)</b>	<b>Discount Rate</b>
<b>Held Directly (Note 4)</b>					
MSR Pool 1	13.1%	8.9%	35.8%	27 bps	12.5%
MSR Pool 1 - Recapture Agreement	8.0%	5.0%	35.0%	21 bps	12.5%
MSR Pool 2	13.0%	10.1%	35.8%	22 bps	12.5%
MSR Pool 2 - Recapture Agreement	8.0%	5.0%	35.0%	21 bps	12.5%
MSR Pool 3	13.2%	11.2%	35.9%	22 bps	12.5%
MSR Pool 3 - Recapture Agreement	8.0%	5.0%	35.0%	21 bps	12.5%
MSR Pool 4	15.7%	15.0%	36.9%	17 bps	12.5%
MSR Pool 4 - Recapture Agreement	8.0%	5.0%	35.0%	21 bps	12.5%
MSR Pool 5	11.6%	N/A (E)	9.0%	13 bps	12.5%
MSR Pool 5 - Recapture Agreement	8.0%	N/A (E)	35.0%	21 bps	12.5%
MSR Pool 11	7.6%	5.0%	34.0%	19 bps	12.5%
MSR Pool 11 - Recapture Agreement	8.0%	5.0%	35.0%	19 bps	12.5%
MSR Pool 12	15.4%	—	8.8%	26 bps	16.4%
MSR Pool 12 - Recapture Agreement	8.0%	N/A (E)	35.0%	19 bps	16.4%
MSR Pool 18	15.0%	N/A (E)	9.0%	15 bps	15.3%
MSR Pool 18 - Recapture Agreement	10.0%	N/A (E)	35.0%	19 bps	15.3%
<b>Held through Equity Method Investees (Note 5)</b>					
MSR Pool 6	16.0%	8.2%	30.4%	25 bps	12.5%
MSR Pool 6 - Recapture Agreement	8.0%	5.0%	35.0%	23 bps	12.5%
MSR Pool 7	13.1%	7.8%	35.9%	16 bps	12.5%
MSR Pool 7 - Recapture Agreement	8.0%	5.0%	35.0%	19 bps	12.5%
MSR Pool 8	14.6%	6.8%	35.9%	20 bps	12.5%
MSR Pool 8 - Recapture Agreement	8.0%	5.0%	35.0%	19 bps	12.5%
MSR Pool 9	16.2%	5.0%	30.1%	22 bps	12.5%
MSR Pool 9 - Recapture Agreement	8.0%	5.0%	35.0%	26 bps	12.5%
MSR Pool 10	11.4%	N/A (E)	9.0%	11 bps	12.5%
MSR Pool 10 - Recapture Agreement	8.0%	N/A (E)	35.0%	19 bps	12.5%
MSR Pool 11	15.2%	9.6%	37.0%	16 bps	12.5%
MSR Pool 11 - Recapture Agreement	7.9%	5.0%	35.0%	19 bps	12.5%

## NEW RESIDENTIAL INVESTMENT CORP. AND SUBSIDIARIES

### NOTES TO CONSOLIDATED FINANCIAL STATEMENTS

DECEMBER 31, 2013, 2012 and 2011

(dollars in tables in thousands, except share data)

---

- (A) Projected annualized weighted average lifetime voluntary and involuntary prepayment rate using a prepayment vector.
- (B) Projected percentage of mortgage loans in the pool that will miss their mortgage payments.
- (C) Percentage of voluntarily prepaid loans that are expected to be refinanced by Nationstar.
- (D) Weighted average total mortgage servicing amount in excess of the basic fee.
- (E) The Excess MSR will be paid on the total UPB of the mortgage portfolio (including both performing and delinquent loans until REO).

All of the assumptions listed have some degree of market observability, based on New Residential's knowledge of the market, relationships with market participants, and use of common market data sources. Prepayment speed and delinquency rate projections are in the form of "curves" or "vectors" that vary over the expected life of the pool. New Residential uses assumptions that generate its best estimate of future cash flows for each investment in Excess MSRs.

When valuing Excess MSRs, New Residential uses the following criteria to determine the significant inputs:

- **Prepayment Speed:** Prepayment speed projections are in the form of a "vector" that varies over the expected life of the pool. The prepayment vector specifies the percentage of the collateral balance that is expected to prepay voluntarily (i.e., pay off) and involuntarily (i.e., default) at each point in the future. The prepayment vector is based on assumptions that reflect macroeconomic conditions and factors such as the borrower's FICO score, loan-to-value ratio, debt-to-income ratio, vintage on a loan level basis, as well as the projected effect on loans eligible for the Home Affordable Refinance Program 2.0 ("HARP 2.0"). Management considers collateral-specific prepayment experience when determining this vector. For the Recapture Agreements and recaptured loans, New Residential also considers industry research on the prepayment experience of similar loan pools (i.e., loan pools composed of refinanced loans). This data is obtained from remittance reports, market data services and other market sources.
- **Delinquency Rates:** For existing mortgage pools, delinquency rates are based on the recent pool-specific experience of loans that missed their latest mortgage payments. For the Recapture Agreements and recaptured loans, delinquency rates are based on the experience of similar loan pools originated by Nationstar and delinquency experience over the past year. Management believes this time period provides a reasonable sample for projecting future delinquency rates while taking into account current market conditions. Additional consideration is given to loans that are expected to become 30 or more days delinquent.
- **Recapture Rates:** Recapture rates are based on actual average recapture rates experienced by Nationstar on similar mortgage loan pools. Generally, New Residential looks to one year worth of actual recapture rates, which management believes provides a reasonable sample for projecting future recapture rates while taking into account current market conditions.
- **Excess Mortgage Servicing Amount:** For existing mortgage pools, excess mortgage servicing amount projections are based on the actual total mortgage servicing amount in excess of a basic fee. For loans expected to be refinanced by Nationstar and subject to a Recapture Agreement, New Residential considers the excess mortgage servicing amount on loans recently originated by Nationstar over the past year and other general market considerations. Management believes this time period provides a reasonable sample for projecting future excess mortgage servicing amounts while taking into account current market conditions.
- **Discount Rate:** The discount rates used by New Residential are derived from market data on pricing of mortgage servicing rights backed by similar collateral.

**NEW RESIDENTIAL INVESTMENT CORP. AND SUBSIDIARIES**

**NOTES TO CONSOLIDATED FINANCIAL STATEMENTS**

DECEMBER 31, 2013, 2012 and 2011

(dollars in tables in thousands, except share data)

New Residential uses different prepayment and delinquency assumptions in valuing the Excess MSR's relating to the original loan pools, the Recapture Agreements and the Excess MSR's relating to recaptured loans. The prepayment speed and delinquency rate assumptions differ because of differences in the collateral characteristics, eligibility for HARP 2.0 and expected borrower behavior for original loans and loans which have been refinanced. New Residential uses the same assumptions for recapture and discount rates when valuing Excess MSR's and Recapture Agreements. These assumptions are based on historical recapture experience and market pricing.

Excess MSR's, owned directly (Note 4), measured at fair value on a recurring basis using Level 3 inputs changed during the year ended December 31, 2013 as follows:

	Level 3 (A)								Total
	MSR Pool 1	MSR Pool 2	MSR Pool 3	MSR Pool 4	MSR Pool 5	MSR Pool 11	MSR Pool 12	MSR Pool 18	
Balance as of December 31, 2011	\$ 43,971	\$ —	\$ —	\$ —	\$ —	\$ —	\$ —	\$ —	\$ 43,971
Transfers (B)									
Transfers from Level 3	—	—	—	—	—	—	—	—	—
Transfers to Level 3	—	—	—	—	—	—	—	—	—
Gains (losses) included in net income (C)	5,877	1,226	2,780	1,004	(1,864)	—	—	—	9,023
Interest income	7,955	3,450	3,409	1,381	11,293	—	—	—	27,488
Purchases, sales and repayments									
Purchases	—	43,872	36,218	15,439	124,813	—	—	—	220,342
Purchase adjustments	(178)	(1,522)	—	—	—	—	—	—	(1,700)
Proceeds from sales	—	—	—	—	—	—	—	—	—
Proceeds from repayments	(16,715)	(7,704)	(6,973)	(2,788)	(19,908)	—	—	—	(54,088)
Balance as of December 31, 2012	\$ 40,910	\$ 39,322	\$ 35,434	\$ 15,036	\$ 114,334	\$ —	\$ —	\$ —	\$ 245,036
Transfers (B)									
Transfers from Level 3	—	—	—	—	—	—	—	—	—
Transfers to Level 3	—	—	—	—	—	—	—	—	—
Gains (losses) included in net income (C)	9,424	9,125	9,393	4,748	21,334	(30)	(173)	(489)	53,332
Interest income	5,839	4,885	5,767	2,842	20,637	83	678	190	40,921
Purchases, sales and repayments									
Purchases	—	—	—	—	26,637	2,391	17,393	17,013	63,434
Purchase adjustments	—	—	—	—	—	—	—	—	—
Proceeds from sales	—	—	—	—	—	—	—	—	—
Proceeds from repayments	(13,118)	(11,511)	(11,053)	(4,698)	(36,699)	(129)	(1,364)	—	(78,572)
Balance as of December 31, 2013	\$ 43,055	\$ 41,821	\$ 39,541	\$ 17,928	\$ 146,243	\$ 2,315	\$ 16,534	\$ 16,714	\$ 324,151

(A) Includes the Recapture Agreement for each respective pool.

(B) Transfers are assumed to occur at the beginning of the respective period.

(C) The gains (losses) recorded in earnings during the period are attributable to the change in unrealized gains (losses) relating to Level 3 assets still held at the reporting dates. These gains (losses) represent the change in fair value of the Excess MSR's and are recorded in "Change in fair value of investments in excess mortgage servicing rights" in the Consolidated Statements of Income.

**NEW RESIDENTIAL INVESTMENT CORP. AND SUBSIDIARIES**

**NOTES TO CONSOLIDATED FINANCIAL STATEMENTS**

DECEMBER 31, 2013, 2012 and 2011

(dollars in tables in thousands, except share data)

Excess MSR joint ventures (Note 5), measured at fair value on a recurring basis using Level 3 inputs changed during the year ended December 31, 2013 as follows:

	Level 3 (A)						Total
	MSR Pool 6	MSR Pool 7	MSR Pool 8	MSR Pool 9	MSR Pool 10	MSR Pool 11	
Balance as of December 31, 2012	\$ —	\$ —	\$ —	\$ —	\$ —	\$ —	\$ —
Purchases, sales and repayments							
Purchases	57,803	137,469	70,440	147,015	229,430	75,572	717,729
Purchase adjustments	—	—	—	—	—	—	—
Proceeds from sales	—	—	—	—	—	—	—
Proceeds from repayments	(17,458)	(33,012)	(15,516)	(16,258)	(20,395)	(10,243)	(112,882)
Transfers (B)							
Transfers from Level 3	—	—	—	—	—	—	—
Transfers to Level 3	—	—	—	—	—	—	—
Gains (losses) included in net income (C)	10,958	12,887	6,025	24,181	(4,494)	4,407	53,964
Interest income	7,336	11,982	5,558	8,669	10,193	2,983	46,721
Balance as of December 31, 2013	<u>\$ 58,639</u>	<u>\$ 129,326</u>	<u>\$ 66,507</u>	<u>\$ 163,607</u>	<u>\$ 214,734</u>	<u>\$ 72,719</u>	<u>\$ 705,532</u>

(A) Includes the Recapture Agreement for each respective pool. Amounts represent all of the Excess MSRs held by the respective joint ventures in which New Residential has a 50% interest.

(B) Transfers are assumed to occur at the beginning of the respective period.

(C) The gains (losses) recorded in earnings during the period are attributable to the change in unrealized gains (losses) relating to Level 3 assets still held at the reporting dates. These gains (losses) represent the change in fair value of the Excess MSRs and are recorded in "Change in fair value of investments in excess mortgage servicing rights" in the Consolidated Statements of Income.

***Excess Mortgage Servicing Rights Equity Method Investees Valuation***

Fair value estimates of New Residential's investments were based on internal pricing models. New Residential estimated the fair value of the assets and liabilities of the underlying entities in which it holds an equity interest. The valuation technique is based on discounted cash flows. Significant inputs represent the inputs required to estimate the fair value of the Excess MSRs held by the entities and include expectations of prepayment rates, delinquency rates, recapture rates, the excess mortgage servicing amount of the underlying mortgage loans, and discount rates that market participants would use in determining the fair values of mortgage servicing rights on similar pools of residential mortgage loans. In addition, in valuing the Excess MSRs, management considered the likelihood of Nationstar being removed as servicer, which likelihood is considered to be remote. Refer to the Investments in Excess MSRs Valuation section above for further details.

New Residential's investments in equity method investees measured at fair value on a recurring basis using Level 3 inputs changed during the year ended December 31, 2013 as follows:

Balance as of December 31, 2012	\$ —
Contributions to equity method investees	358,864
Distributions of earnings from equity method investees	(33,189)
Distributions of capital from equity method investees	(23,252)
Change in fair value of investments in equity method investees	50,343
Balance as of December 31, 2013	<u>\$352,766</u>

## NEW RESIDENTIAL INVESTMENT CORP. AND SUBSIDIARIES

### NOTES TO CONSOLIDATED FINANCIAL STATEMENTS

DECEMBER 31, 2013, 2012 and 2011

(dollars in tables in thousands, except share data)

#### *Investments in Servicer Advances Valuation*

On December 17, 2013, New Residential initially recorded its investment in servicer advances, including the basic fee component of the related MSR, at the purchase price paid, which New Residential's management believes reflects the value a market participant would attribute to the investment at the time of purchase and approximates the fair value of the investment as of December 31, 2013. New Residential categorizes its investment under Level 3 of the GAAP hierarchy. Management uses internal pricing models to estimate the future cash flows related to the servicer advance investments that incorporate significant unobservable inputs and include assumptions that are inherently subjective and imprecise. Management's estimations of future cash flows include the combined cash flows of all of the components that comprise the servicer advance investments: existing advances, the requirement to purchase future advances, the recovery of advances and the right to the basic fee component of the related MSR. The factors that most significantly impact the fair value include (i) the rate at which the servicer advance balance changes over the term of the investment, (ii) the UPB of the underlying loans with respect to which New Residential has the obligation to make advances and owns the basic fee component of the related MSR which, in turn, is driven by prepayment speeds and (iii) the percentage of delinquent loans with respect to which New Residential owns the basic fee component of the related MSR. The valuation technique is based on discounted cash flows. Significant inputs used in the valuations included the assumptions used to establish the aforementioned cash flows and discount rates that market participants would use in determining the fair values of servicer advances.

In order to evaluate the reasonableness of its fair value determinations, management engages an independent valuation firm to separately measure the fair value of its investment in servicer advances. The independent valuation firm determines an estimated fair value range based on its own models and issues a "fairness opinion" with this range. Management compares the range included in the opinion to the value generated by its internal models. For servicer advances acquired during the current quarter, the fairness opinion relates to the valuation at the time of acquisition. To date, New Residential has not made any significant valuation adjustments as a result of these fairness opinions.

For servicer advances acquired during the current quarter, New Residential revalues the servicer advances at the quarter end date if a payment is received between the acquisition date and the end of the quarter. Otherwise, servicer advances acquired during the current quarter are carried at their amortized cost basis if there has been no change in assumptions since acquisition.

In valuing the servicer advances, management considered the likelihood of Nationstar being removed as the servicer, which likelihood is considered to be remote. Fair value measurements of the servicer advances are sensitive to changes in the assumptions or methodology used to determine fair value, and such changes could result in a significant increase or decrease in the fair value. Significant increases (decreases) in the advance balance-to-UPB ratio, prepayment speed, delinquency rate, or discount rate, in isolation, would result in a significantly lower (higher) fair value measurement. Generally, a change in the delinquency rate assumption is accompanied by a directionally similar change in the assumption used for the advance balance-to-UPB ratio, but also a directionally opposite change in the prepayment rate.

The following table summarizes certain information regarding the inputs used in valuing the servicer advances as of December 31, 2013:

	<b>Significant Inputs</b>				
	<b>Weighted Average</b>				
	<b>Outstanding Servicer Advances to UPB of Underlying Residential Mortgage Loans</b>	<b>Prepayment Speed</b>	<b>Delinquency</b>	<b>Mortgage Servicing Amount</b>	<b>Discount Rate</b>
Servicer advances	2.7%	13.3%	20.0%	21.2 bps	4.4%

All of the assumptions listed have some degree of market observability, based on New Residential's knowledge of the market, relationships with market participants, and use of common market data sources. The prepayment speed, the delinquency rate and the advance-to-UPB ratio projections are in the form of "curves" or "vectors" that vary over the expected life of the underlying mortgages and related servicer advances. New Residential uses assumptions that generate its best estimate of future cash flows for each investment in servicer advances, including the basic fee component of the related MSR.

## NEW RESIDENTIAL INVESTMENT CORP. AND SUBSIDIARIES

### NOTES TO CONSOLIDATED FINANCIAL STATEMENTS

DECEMBER 31, 2013, 2012 and 2011

(dollars in tables in thousands, except share data)

---

When valuing servicer advances, New Residential uses the following criteria to determine the significant inputs:

- **Servicer advance balance:** Servicer advance balance projections are in the form of a “vector” that varies over the expected life of the residential mortgage loan pool. The servicer advance balance projection is based on assumptions that reflect factors such as the borrower’s expected delinquency status, the rate at which delinquent borrowers reperform or become current again, servicer modification offer and acceptance rates, liquidation timelines and the servicers’ stop advance and clawback policies.
- **Prepayment Speed:** Prepayment speed projections are in the form of a “vector” that varies over the expected life of the pool. The prepayment vector specifies the percentage of the collateral balance that is expected to prepay voluntarily (i.e., pay off) and involuntarily (i.e., default) at each point in the future. The prepayment vector is based on assumptions that reflect macroeconomic conditions and factors such as the borrower’s FICO score, loan-to-value ratio, debt-to-income ratio, and vintage on a loan level basis. Management considers collateral-specific prepayment experience when determining this vector.
- **Delinquency Rates:** For existing mortgage pools, delinquency rates are based on the recent pool-specific experience of loans that missed recent mortgage payment(s) as well as loan- and borrower-specific characteristics such as the borrower’s FICO score, the loan-to-value ratio, debt-to-income ratio, occupancy status, loan documentation, payment history and previous loan modifications. Management believes the time period utilized provides a reasonable sample for projecting future delinquency rates while taking into account current market conditions.
- **Mortgage Servicing Amount:** Mortgage servicing amounts are contractually determined on a pool-by-pool basis. Management projects the weighted average mortgage servicing amount based on its projections for prepayment speeds.
- **Discount Rate:** The discount rates used by New Residential are derived from market data on pricing of mortgage servicing rights backed by similar collateral and the advances made thereon.

Servicer advances measured at fair value on a recurring basis using Level 3 inputs changed during the year ended December 31, 2013 as follows:

Balance as of December 31, 2012	\$	—
Transfers (A)		
Transfers from Level 3		—
Transfers to Level 3		—
Gains (losses) included in net income		—
Interest income		4,421
Purchases, sales and repayments		
Purchases		2,764,524
Purchase adjustments		—
Proceeds from sales		—
Proceeds from repayments		(103,394)
Balance as of December 31, 2013		<u>\$2,665,551</u>

(A) Transfers are assumed to occur at the beginning of the respective period.

**NEW RESIDENTIAL INVESTMENT CORP. AND SUBSIDIARIES**

**NOTES TO CONSOLIDATED FINANCIAL STATEMENTS**

DECEMBER 31, 2013, 2012 and 2011

(dollars in tables in thousands, except share data)

***Real Estate Securities Valuation***

As of December 31, 2013, New Residential's securities valuation methodology and results are further detailed as follows:

<u>Asset Type</u>	<u>Outstanding Face Amount</u>	<u>Amortized Cost Basis</u>	<u>Fair Value</u>		
			<u>Multiple Quotes (A)</u>	<u>Total</u>	<u>Level</u>
Agency ARM RMBS	\$1,314,130	\$1,403,215	\$1,402,764	\$1,402,764	2
Non-Agency RMBS	872,866	566,760	570,425	570,425	3
<b>Total</b>	<b>\$2,186,996</b>	<b>\$1,969,975</b>	<b>\$1,973,189</b>	<b>\$1,973,189</b>	

(A) Management generally obtained pricing service quotations or broker quotations from two sources, one of which was generally the seller (the party that sold New Residential the security) for Non-Agency RMBS. Management selected one of the quotes received as being most representative of the fair value and did not use an average of the quotes. Even if New Residential receives two or more quotes on a particular security that come from non-selling brokers or pricing services, it does not use an average because management believes using an actual quote more closely represents a transactable price for the security than an average level. Furthermore, in some cases there is a wide disparity between the quotes New Residential receives. Management believes using an average of the quotes in these cases would not represent the fair value of the asset. Based on New Residential's own fair value analysis, management selects one of the quotes which is believed to more accurately reflect fair value. New Residential never adjusts quotes received. These quotations are generally received via email and contain disclaimers which state that they are "indicative" and not "actionable" — meaning that the party giving the quotation is not bound to actually purchase the security at the quoted price.

## NEW RESIDENTIAL INVESTMENT CORP. AND SUBSIDIARIES

### NOTES TO CONSOLIDATED FINANCIAL STATEMENTS

DECEMBER 31, 2013, 2012 and 2011

(dollars in tables in thousands, except share data)

Fair value measurements categorized within Level 3 are sensitive to changes in the assumptions or methodology used to determine fair value, and such changes could result in a significant increase or decrease in the fair value. For New Residential's investments in real estate securities categorized within Level 3 of the fair value hierarchy, the significant unobservable inputs include the discount rates, assumptions related to prepayments, default rates and loss severities. Significant increases (decreases) in any of the discount rates, default rates or loss severities in isolation would result in a significantly lower (higher) fair value measurement. The impact of changes in prepayment speeds would have differing impacts on fair value, depending on the seniority of the investment. Generally, a change in the default assumption is accompanied by directionally similar changes in the assumptions used for the loss severity and the prepayment speed.

Fair value estimates of New Residential's Non-Agency RMBS were based on third party indications as of December 31, 2013 and classified as Level 3. Securities measured at fair value on a recurring basis using Level 3 inputs changed during the year ended December 31, 2013 as follows:

	<u>Level 3 Non-Agency RMBS</u>
Balance as of December 31, 2012	\$ 289,756
Transfer (A)	
Transfers from Level 3	—
Transfers into Level 3	—
Total gains (losses)	
Included in net income as impairment	(978)
Gain on settlement of securities	52,657
Included in comprehensive income (B)	(11,604)
Amortization included in interest income	20,556
Purchases, sales and repayments	
Purchases/contributions from Newcastle	825,871
Sales	(521,865)
Proceeds from repayments	(83,968)
Balance as of December 31, 2013	<u>\$ 570,425</u>

(A) Transfers are assumed to occur at the beginning of the respective period.

(B) These gains (losses) were included in net unrealized gain (loss) on securities in the Consolidated Statements of Comprehensive Income.

#### ***Residential Mortgage Loans for Which Fair Value is Only Disclosed***

As of December 31, 2013, loans which New Residential has the intent and ability to hold into the foreseeable future are classified as held-for-investment. Loans held-for-investment are carried at the aggregate unpaid principal balance adjusted for any unamortized premium or discount, deferred fees or expenses, an allowance for loan losses, charge-offs and write-downs for impaired loans.

The fair values of New Residential's reverse mortgage loans held-for-investment were estimated based on a discounted cash flow analysis using internal pricing models. The significant inputs to these models include discount rates and the timing and amount of expected cash flows that management believes market participants would use in determining the fair values on similar pools of reverse mortgage loans. New Residential's loans held-for-investment are categorized within Level 3 of the fair value hierarchy.



## NEW RESIDENTIAL INVESTMENT CORP. AND SUBSIDIARIES

### NOTES TO CONSOLIDATED FINANCIAL STATEMENTS

DECEMBER 31, 2013, 2012 and 2011

(dollars in tables in thousands, except share data)

Loan Type	Outstanding Face Amount (A)	Carrying Value (A)	Fair Value	Valuation Allowance/ (Reversal) In Current Year	Significant Inputs	
					Discount Rate	Weighted Average Life (Years) (B)
Reverse Mortgage Loans	\$ 57,552	\$33,539	\$33,539	\$ 461	10.3%	3.7

(A) Represents a 70% interest New Residential holds in the reverse mortgage loans.

(B) The weighted average life is based on the expected timing of the receipt of cash flows.

#### Derivative Valuation

New Residential financed certain investments with the same counterparty from which it purchased those investments, and accounts for the contemporaneous purchase of the investments and the associated financings as linked transactions (Note 10). The linked transactions are valued on a net basis considering their underlying components, the investment value and the related repurchase financing agreement value, generally determined consistently with the relevant instruments as described in this note. The linked transactions, which are categorized as Level 3 and recorded as a non-hedge derivative instrument on a net basis, changed during the year ended December 31, 2013 as follows:

Balance as of December 31, 2012	\$ —
Transfers (A)	
Transfers from Level 3	—
Transfers into Level 3	—
Gains (losses) included in net income (B)	1,820
Purchases, sales and repayments	
Purchases	34,106
Sales	—
Balance as of December 31, 2013	<u>\$35,926</u>

(A) Transfers are assumed to occur at the beginning of the respective period.

(B) The gains (losses) recorded in earnings during the period are attributable to the change in unrealized gains (losses) relating to Level 3 assets still held at the reporting dates. These gains (losses) represent the change in fair value of the non-hedge derivative instruments and are recorded in "Other Income" in the Consolidated Statements of Income.

#### Liabilities for Which Fair Value is Only Disclosed

Repurchase agreements and notes payable are not measured at fair value in the statement of position; however, management believes that their carrying value approximates fair value, primarily resulting from the short duration of related borrowings. Repurchase agreements and notes payable are considered to be Level 2 and Level 3 in the valuation hierarchy, respectively, with significant valuation variables including the amount and timing of expected cash flows, interest rates and collateral funding spreads.

### 13. EQUITY AND EARNINGS PER SHARE

#### Equity and Dividends

On April 26, 2013, Newcastle announced that its board of directors had formally declared the distribution of shares of common stock of New Residential, a then wholly owned subsidiary of Newcastle. Following the spin-off, New Residential is an independent, publicly-traded REIT primarily focused on investing in residential mortgage related assets. The spin-off was completed on May 15, 2013 and New Residential began trading on the New York Stock Exchange under the symbol "NRZ." The spin-off transaction was effected as a taxable pro rata distribution by Newcastle of all the outstanding shares of common stock of New Residential to the stockholders of record of Newcastle as of May 6, 2013. The stockholders of Newcastle as of the record date received one share of New Residential common stock for each share of Newcastle common stock held.

## NEW RESIDENTIAL INVESTMENT CORP. AND SUBSIDIARIES

### NOTES TO CONSOLIDATED FINANCIAL STATEMENTS

DECEMBER 31, 2013, 2012 and 2011

(dollars in tables in thousands, except share data)

---

On April 29, 2013, New Residential's certificate of incorporation was amended so that its authorized capital stock now consists of 2,000,000,000 shares of common stock, par value \$0.01 per share, and 100,000,000 shares of preferred stock, par value \$0.01 per share. At the time of the completion of the spin-off, there were 253,025,645 outstanding shares of common stock which was based on the number of Newcastle's shares of common stock outstanding on May 6, 2013 and a distribution ratio of one share of New Residential common stock for each share of Newcastle common stock.

On June 3, 2013, New Residential declared a quarterly dividend of \$0.07 per common share, or \$17.7 million, for the quarter ended June 30, 2013, based on earnings for the period May 16, 2013 to June 30, 2013, which was paid in July 2013. On September 17, 2013, New Residential declared a quarterly dividend of \$0.175 per common share, or \$44.3 million, for the quarter ended on September 30, 2013, which was paid in October 2013. On December 17, 2013, New Residential declared a quarterly dividend of \$0.175 per common share and a special cash dividend of \$0.075 per common share, totaling \$63.3 million, for the quarter ended December 31, 2013. The combined dividend of \$0.25 was paid on January 31, 2014.

Approximately 5,314,416 shares of New Residential's common stock were held by Fortress, through its affiliates, and its principals as of December 31, 2013.

See Note 18 for a discussion of a dividend declared by New Residential's board of directors subsequent to December 31, 2013.

#### *Option Plan*

Effective upon the spin-off, New Residential has a Nonqualified Stock Option and Incentive Award Plan (the "Plan") which provides for the grant of equity-based awards, including restricted stock, stock options, stock appreciation rights, performance awards, tandem awards and other equity-based and non-equity based awards, in each case to the Manager, and to the directors, officers, employees, service providers, consultants and advisor of the Manager who perform services for New Residential, and to New Residential's directors, officers, service providers, consultants and advisors. New Residential has initially reserved 30,000,000 shares of its common stock for issuance under the Plan; on the first day of each fiscal year beginning during the ten-year term of the Plan in and after calendar year 2014, that number will be increased by a number of shares of New Residential's common stock equal to 10% of the number of shares of common stock newly issued by New Residential during the immediately preceding fiscal year (and, in the case of fiscal year 2013, after the effective date of the Plan). No adjustment was made on January 1, 2014. New Residential's board of directors may also determine to issue options to the Manager that are not subject to the Plan, provided that the number of shares underlying any options granted to the Manager in connection with capital raising efforts would not exceed 10% of the shares sold in such offering and would be subject to NYSE rules. Upon exercise, all options will be settled in an amount of cash equal to the excess of the fair market value of a share of common stock on the date of exercise over the strike price per share unless advance approval is made to settle the option in shares of common stock.

Prior to the spin-off, Newcastle had issued options to the Manager in connection with capital raising activities. In connection with the spin-off, 21.5 million options that were held by the Manager, or by the directors, officers or employees of the Manager, were converted into an adjusted Newcastle option and a new New Residential option. The exercise price of each adjusted Newcastle option and New Residential option was set to collectively maintain the intrinsic value of the Newcastle option immediately prior to the spin-off and to maintain the ratio of the exercise price of the adjusted Newcastle option and the New Residential option, respectively, to the fair market value of the underlying shares as of the spin-off date, in each case based on the five day average closing price subsequent to the spin-off date.

Upon joining the board, non-employee directors were, in accordance with the Plan, granted options relating to an aggregate of 8,000 shares of common stock. The fair value of such options was not material at the date of grant.

As a result of a resignation, a former employee of the Manager exercised 307,833 options with a weighted average exercise price of \$3.08 on September 3, 2013. Upon exercise, 160,634 shares of common stock of New Residential were issued, reflecting the \$1.0 million aggregate intrinsic value of the exercisable options. In addition, 192,167 unvested options and 2,170 vested options were forfeited by the employee and transferred back to the Manager.

**NEW RESIDENTIAL INVESTMENT CORP. AND SUBSIDIARIES**

**NOTES TO CONSOLIDATED FINANCIAL STATEMENTS**

DECEMBER 31, 2013, 2012 and 2011

(dollars in tables in thousands, except share data)

As of December 31, 2013, New Residential's outstanding options were summarized as follows:

	December 31, 2013			December 31, 2012		
	Issued Prior to 2011	Issued in 2011-2013	Total	Issued Prior to 2011	Issued in 2011 and 2012	Total
Held by the Manager	1,496,555	16,176,333	17,672,888	1,751,172	7,934,166	9,685,338
Issued to the Manager and subsequently transferred to certain of the Manager's employees	535,570	2,510,000	3,045,570	701,937	2,860,000	3,561,937
Issued to the independent directors	2,000	10,000	12,000	2,000	2,000	4,000
Total	<u>2,034,125</u>	<u>18,696,333</u>	<u>20,730,458</u>	<u>2,455,109</u>	<u>10,796,166</u>	<u>13,251,275</u>

The following table summarizes New Residential's outstanding options as of December 31, 2013. The last sales price on the New York Stock Exchange for New Residential's common stock in the year ended December 31, 2013 was \$6.68 per share.

Recipient	Date of Grant/ Exercise (A)	Number of Options	Options Exercisable as of December 31, 2013	Weighted Average Exercise Price (B)	Intrinsic Value as of December 31, 2013 (millions)
Directors	Various	12,000	12,000	\$ 7.76	—
Manager (C)	2003 - 2007	2,453,109	2,032,125	\$ 15.28	—
Manager (C)	Mar-11	1,676,833	1,580,166	\$ 3.29	\$ 5.4
Manager (C)	Sep-11	2,539,833	2,170,850	\$ 2.49	\$ 9.1
Manager (C)	Apr-12	1,897,500	1,244,778	\$ 3.41	\$ 4.1
Manager (C)	May-12	2,300,000	1,421,667	\$ 3.67	\$ 4.3
Manager (C)	Jul-12	2,530,000	1,416,195	\$ 3.67	\$ 4.3
Manager (C)	Jan-13	5,750,000	2,108,333	\$ 5.12	\$ 3.3
Manager (C)	Feb-13	2,300,000	766,667	\$ 5.74	\$ 0.7
Exercised (D)	2013	(307,833)	N/A	\$ 3.08	N/A
Expired unexercised	2003	(420,984)	N/A	N/A	N/A
Outstanding		<u>20,730,458</u>	<u>12,752,781</u>		

(A) Options expire on the tenth anniversary from date of grant.

(B) The strike prices are subject to adjustment in connection with return of capital dividends.

(C) The Manager assigned certain of its options to Fortress's employees as follows:

Date of Grant	Range of Strike Prices	Total Unexercised Inception to Date
2004 - 2007	\$13.86 - \$16.95	535,570
2011	\$2.49 - \$3.29	1,210,000
2012	\$3.41 - \$3.67	1,300,000
Total		<u>3,045,570</u>

(D) Exercised by employees of Fortress subsequent to their assignment. The options exercised had an intrinsic value of \$1.0 million.

## NEW RESIDENTIAL INVESTMENT CORP. AND SUBSIDIARIES

### NOTES TO CONSOLIDATED FINANCIAL STATEMENTS

DECEMBER 31, 2013, 2012 and 2011

(dollars in tables in thousands, except share data)

---

#### *Income and Earnings Per Share*

Net income earned prior to the spin-off is included in additional paid-in capital instead of retained earnings since the accumulation of retained earnings began as of the date of spin-off from Newcastle.

New Residential is required to present both basic and diluted earnings per share ("EPS"). Basic EPS is calculated by dividing net income by the weighted average number of shares of common stock outstanding. Diluted EPS is computed by dividing net income by the weighted average number of shares of common stock outstanding plus the additional dilutive effect, if any, of common stock equivalents during each period. New Residential's common stock equivalents are its outstanding stock options. During the year ended December 31, 2013, based on the treasury stock method, New Residential had 4,290,207 dilutive common stock equivalents.

For the purposes of computing EPS for periods prior to the spin-off on May 15, 2013, New Residential treated the common shares issued in connection with the spin-off as if they had been outstanding for all periods presented, similar to a stock split. For the purposes of computing diluted EPS for periods prior to the spin-off on May 15, 2013, New Residential treated the 21.5 million options issued on the spin-off date as a result of the conversion of Newcastle options as if they were granted on May 15, 2013 since no New Residential awards were outstanding prior to that date.

#### *Noncontrolling Interests*

Noncontrolling interests is comprised of the interests held by third parties in consolidated entities that hold New Residential's investment in servicer advances (Note 6).

## 14. COMMITMENTS AND CONTINGENCIES

**Litigation** — New Residential may, from time to time, be a defendant in legal actions from transactions conducted in the ordinary course of business. As of December 31, 2013, New Residential is not subject to any material litigation, individually or in the aggregate, nor, to management's knowledge, is any material litigation currently threatened against New Residential.

**Indemnifications** — In the normal course of business, New Residential and its subsidiaries enter into contracts that contain a variety of representations and warranties and that provide general indemnifications. New Residential's maximum exposure under these arrangements is unknown as this would involve future claims that may be made against New Residential that have not yet occurred. However, based on Newcastle's and its own experience, New Residential expects the risk of material loss to be remote.

**Capital Commitments** — As of December 31, 2013, New Residential had outstanding capital commitments related to the acquisition of investments in the following investment types (also refer to Note 18 for additional capital commitments entered into subsequent to December 31, 2013):

**Excess MSR**s — As of December 31, 2013, New Residential had outstanding capital commitments of \$52.9 million related to the acquisition of five pools (Pools 13-17) of Excess MSR on portfolios comprised of Fannie Mae, Freddie Mac and private label securitizations ("PLS") residential mortgage loans. In January 2014, New Residential invested approximately \$19.1 million in Excess MSR on a portfolio of PLS residential mortgage loans with an UPB of approximately \$8.1 billion (Pool 17). Additionally, through co-investments made by subsidiaries of New Residential, New Residential has separately purchased the servicer advances, including the right to receive the basic fee component of related MSR on Pool 17.

**Servicer Advances** — In December 2013, New Residential and third-party co-investors agreed to purchase, through Advance Purchaser LLC, future servicer advances related to the Non-Agency mortgage loans with an aggregate UPB of approximately \$54.6 billion underlying New Residential's first investment in servicer advances, including the basic fee component of the related MSR. The actual amount of future advances purchased will be based on: (a) the credit and prepayment performance of the underlying loans, (b) the amount of advances recoverable prior to liquidation of the related collateral and (c) the percentage of the loans with respect to which no additional advance obligations are made. The actual amount of future advances is subject to significant uncertainty.

## NEW RESIDENTIAL INVESTMENT CORP. AND SUBSIDIARIES

### NOTES TO CONSOLIDATED FINANCIAL STATEMENTS

DECEMBER 31, 2013, 2012 and 2011

(dollars in tables in thousands, except share data)

---

**Debt Covenants** — New Residential's debt obligations contain various customary loan covenants (Note 11).

**Certain Tax-Related Covenants** — If New Residential is treated as a successor to Newcastle under applicable U.S. federal income tax rules, and if Newcastle fails to qualify as a REIT, New Residential could be prohibited from electing to be a REIT. Accordingly, Newcastle has (i) represented that it has no knowledge of any fact or circumstance that would cause New Residential to fail to qualify as a REIT, (ii) covenanted to use commercially reasonable efforts to cooperate with New Residential as necessary to enable New Residential to qualify for taxation as a REIT and receive customary legal opinions concerning REIT status, including providing information and representations to New Residential and its tax counsel with respect to the composition of Newcastle's income and assets, the composition of its stockholders, and its operation as a REIT; and (iii) covenanted to use its reasonable best efforts to maintain its REIT status for each of Newcastle's taxable years ending on or before December 31, 2014 (unless Newcastle obtains an opinion from a nationally recognized tax counsel or a private letter ruling from the IRS to the effect that Newcastle's failure to maintain its REIT status will not cause New Residential to fail to qualify as a REIT under the successor REIT rule referred to above). Additionally, New Residential covenanted to use its reasonable best efforts to qualify for taxation as a REIT for its taxable year ended December 31, 2013.

### 15. TRANSACTIONS WITH AFFILIATES AND AFFILIATED ENTITIES

New Residential is party to a Management Agreement with its Manager which provides for automatically renewing one-year terms subject to certain termination rights. The Manager's performance is reviewed annually and the Management Agreement may be terminated by New Residential by payment of a termination fee, as defined in the Management Agreement, equal to the amount of management fees earned by the Manager during the twelve consecutive calendar months immediately preceding the termination, upon the affirmative vote of at least two-thirds of the independent directors, or by a majority vote of the holders of common stock. Pursuant to the Management Agreement, the Manager, under the supervision of New Residential's board of directors, formulates investment strategies, arranges for the acquisition of assets and associated financing, monitors the performance of New Residential's assets and provides certain advisory, administrative and managerial services in connection with the operations of New Residential.

Effective May 15, 2013, the Manager is entitled to receive a management fee in an amount equal to 1.5% per annum of New Residential's gross equity calculated and payable monthly in arrears in cash. Gross equity is generally the equity transferred by Newcastle on the distribution date, plus total net proceeds from stock offerings, plus certain capital contributions to subsidiaries, less capital distributions and repurchases of common stock.

In addition, effective May 15, 2013, the Manager is entitled to receive annual incentive compensation in an amount equal to the product of (A) 25% of the dollar amount by which (1) (a) New Residential's Funds from Operations before the incentive compensation per share of common stock, excluding Funds from Operations from investments in equity method investees that are invested in consumer loans as of the date hereof (the Consumer Loan Companies) and any unrealized gains or losses from mark-to-market valuation changes on Excess MSR's and on equity method investees invested in Excess MSR's, per REIT Share (as defined in the Management Agreement, based on the weighted average number of REIT Shares outstanding), plus (b) earnings (or losses) from the Consumer Loan Companies computed on a level-yield basis (such that the loans are treated as if they qualified as loans acquired with a discount for credit quality as set forth in ASC 310-30, as such codification was in effect on June 30, 2013) as if the Consumer Loan Companies had been acquired at their GAAP basis on May 15, 2013, earnings (or losses) from equity method investees invested in Excess MSR's as if such equity method investees had not made a fair value election, and gains (or losses) from debt restructuring and gains (or losses) from sales of property and other assets per share of common stock, exceed (2) an amount equal to (a) the weighted average of the book value per share of the equity transferred by Newcastle on the date of the spin-off and the prices per share of New Residential's common stock in any offerings (adjusted for prior capital dividends or capital distributions) multiplied by (b) a simple interest rate of 10% per annum, multiplied by (B) the weighted average number of shares of common stock outstanding. "Funds from Operations" means net income (computed in accordance with GAAP), excluding gains (or losses) from debt restructuring and gains (or losses) from sales of property, plus depreciation on real estate assets, and after adjustments for unconsolidated partnerships and joint ventures. Funds from operations will be computed on an unconsolidated basis. The computation of funds from operations may be adjusted at the direction of New Residential's independent directors based on changes in, or certain applications of, GAAP. Funds from operations is determined from the date of the spin-off and without regard to Newcastle's prior performance.

## NEW RESIDENTIAL INVESTMENT CORP. AND SUBSIDIARIES

### NOTES TO CONSOLIDATED FINANCIAL STATEMENTS

DECEMBER 31, 2013, 2012 and 2011

(dollars in tables in thousands, except share data)

---

In addition to the management fee and incentive compensation, New Residential is responsible for reimbursing the Manager for certain expenses paid by the Manager on behalf of New Residential.

Due to affiliate is comprised of the following amounts:

	December 31,	
	2013	2012
Management fees	\$ 1,495	\$ 3,392
Incentive compensation	16,847	—
Expense reimbursements and other	827	—
Purchase price payable	—	1,744
Total	<u>\$ 19,169</u>	<u>\$ 5,136</u>

Affiliate expenses and fees were comprised of:

	Year Ended December 31,	
	2013	2012
Management fees	\$ 15,343	\$ 3,353
Incentive compensation	16,847	—
Expense reimbursements(A)	500	—
Total	<u>\$ 32,690</u>	<u>\$ 3,353</u>

(A) Included in General and Administrative Expenses in the Consolidated Statements of Income.

On June 27, 2013, New Residential purchased Agency ARM RMBS with an aggregate face amount of approximately \$22.7 million from Newcastle for approximately \$1.2 million, net of related financing. New Residential purchased the securities on the same terms as they were purchased by Newcastle and paid the \$1.2 million to Newcastle during the third quarter of 2013.

See Notes 2, 4, 5, 6, 7, 8, 11, 14 and 18 for a discussion of transactions with Nationstar. As of December 31, 2013, a total face amount of \$848.6 million of New Residential's Non-Agency portfolio was serviced by Nationstar. The total UPB of the loans underlying these Nationstar serviced Non-Agency RMBS was approximately \$17.1 billion as of December 31, 2013.

See Notes 9 and 18 for a discussion of a transaction with Springleaf.

## NEW RESIDENTIAL INVESTMENT CORP. AND SUBSIDIARIES

### NOTES TO CONSOLIDATED FINANCIAL STATEMENTS

DECEMBER 31, 2013, 2012 and 2011

(dollars in tables in thousands, except share data)

#### 16. RECLASSIFICATION FROM ACCUMULATED OTHER COMPREHENSIVE INCOME INTO NET INCOME

The following table summarizes the amounts reclassified out of accumulated other comprehensive income into net income:

Accumulated Other Comprehensive Income Components	Statement of Income Location	Year Ended December 31,		December 8
		2013	2012	through December 31, 2011
Reclassification of net realized (gain) loss on securities into earnings	Gain on settlement of securities	\$ (52,657)	\$ —	\$ —
Reclassification of net realized (gain) loss on securities into earnings	Other-than-temporary impairment on securities	4,993	—	—
Total reclassifications		<u>\$ (47,664)</u>	<u>\$ —</u>	<u>\$ —</u>

New Residential did not allocate any income tax expense or benefit to any component of other comprehensive income for any period presented as no taxable subsidiary generated other comprehensive income.

#### 17. INCOME TAXES

New Residential intends to qualify as a REIT for the tax year ending December 31, 2013. A REIT is generally not subject to U.S. federal corporate income tax on that portion of its income that is distributed to stockholders if it distributes at least 90% of its REIT taxable income to its stockholders by prescribed dates and complies with various other requirements. New Residential was a wholly owned subsidiary of Newcastle until May 15, 2013 and, as a qualified REIT subsidiary, was a disregarded entity until such date. As a result, no provision or liability for U.S. federal or state income taxes has been included in the accompanying consolidated financial statements for the years ended December 31, 2013 or 2012.

New Residential has made certain investments, particularly its investment in servicer advances (Notes 6 and 18), through TRSs and is subject to regular corporate income taxes on these investments, New Residential and its TRSs will file income tax returns with the U.S. federal government and various state and local jurisdictions for the tax year ending December 31, 2013. Generally, these income tax returns will be subject to tax examinations by tax authorities for a period of three years after the date of filing.

Common stock distributions were taxable as follows:

Year	Dividends per Share	Ordinary Income	Long-term Capital Gain	Return of Capital
2013	\$0.495000	\$0.445561	\$0.049439	\$ —

#### 18. RECENT ACTIVITIES

These financial statements include a discussion of material events that have occurred subsequent to December 31, 2013 (referred to as “subsequent events”) through the issuance of these consolidated financial statements. Events subsequent to that date have not been considered in these financial statements.

## NEW RESIDENTIAL INVESTMENT CORP. AND SUBSIDIARIES

### NOTES TO CONSOLIDATED FINANCIAL STATEMENTS

DECEMBER 31, 2013, 2012 and 2011

(dollars in tables in thousands, except share data)

---

#### *Excess MSRs*

On January 17, 2014, New Residential completed an additional closing of Excess MSRs that it agreed to acquire as part of a previously committed transaction between Nationstar and First Tennessee Bank. New Residential invested approximately \$19.1 million in Pool 17 on loans with an aggregate UPB of approximately \$8.1 billion. New Residential has remaining commitments of approximately \$1.5 million to fund additional investments in Pool 17, which have not yet closed and will increase the outstanding principal balance of Pool 17 by an estimated \$0.9 billion.

New Residential has remaining commitments of \$32.3 million to invest in Excess MSRs on a portfolio of GSE residential mortgages comprised of four pools (Pools 13-16) with an aggregate outstanding unpaid principal balance of approximately \$13.1 billion that New Residential committed to in 2013.

In each transaction (Pools 13-17), New Residential agreed to acquire a one-third interest in Excess MSRs on the portfolio. Fortress-managed funds and Nationstar each agreed to acquire a one-third interest in the Excess MSRs. Nationstar as servicer will perform all servicing and advancing functions, and retain the ancillary income, servicing obligations and liabilities as the servicer of the underlying loans in the portfolio. Commitments related to GSE residential mortgage loans are contingent upon GSE approval of Nationstar to service such loans and transfer Excess MSRs to New Residential.

Subsequent to December 31, 2013, New Residential paid down \$5.9 million of the corporate loan (Note 11) secured by Excess MSRs related to Pool 5 and extended the maturity of the loan to May 31, 2014.

#### *Servicer Advances*

Subsequent to December 31, 2013 and prior to March 17, 2014, Advance Purchaser LLC settled an additional \$509.4 million of advances, which represents substantially all of the remaining balance related to New Residential's first investment in servicer advances through Buyer and funded a total of \$2.1 billion of new servicer advances, financed using \$1.7 billion of notes payable. Restricted cash increased approximately \$9.8 million in relation to these fundings. Additionally, Advance Purchaser LLC received \$9.8 million from Nationstar to satisfy a targeted return shortfall.

On February 28 and March 7, 2014, Advance Purchaser LLC received \$105.0 million and \$37.0 million, respectively, from two co-investors to fund the purchase of \$756.2 million and \$299.1 million, respectively, of additional servicer advances.

In March 2014, Advance Purchaser LLC prepaid all of the notes issued pursuant to one servicer advance facility and a portion of the notes issued pursuant to another servicer advance facility. The notes were prepaid with the proceeds of new notes issued pursuant to an advance receivables trust (the "NRART Master Trust") that issued (i) variable funding notes ("VFNs") with borrowing capacity of up to \$1.1 billion and (ii) \$1.0 billion of term notes ("Term Notes") to institutional investors. The VFNs generally bear interest at a rate equal to the sum of (i) LIBOR or a cost of funds rate plus (ii) a spread of 1.375% to 2.5% depending on the class of the notes. The expected repayment date of the VFNs is March 2015. The Term Notes generally bear interest at approximately 1.9% and have expected repayment dates in March 2015 and March 2017. The VFNs and the Term Notes are secured by servicer advances, and the financing is nonrecourse to Advance Purchaser LLC, except for customary recourse provisions. As of March 18, 2014, the principal balance of notes issued by the NRART Master Trust is equal to approximately \$1.9 billion.

#### *Real Estate Securities*

Subsequent to December 31, 2013, New Residential acquired no new Agency ARM RMBS. New Residential sold Agency ARM RMBS with a face amount of \$154.2 million for \$162.9 million and recorded a gain of \$0.7 million. Furthermore, New Residential acquired Non-Agency RMBS with an aggregate face amount of approximately \$740.6 million financed with repurchase agreements. New Residential sold Non-Agency RMBS with a face amount of \$437.9 million for \$248.5 million and recorded a gain of \$3.8 million.



## NEW RESIDENTIAL INVESTMENT CORP. AND SUBSIDIARIES

### NOTES TO CONSOLIDATED FINANCIAL STATEMENTS

DECEMBER 31, 2013, 2012 and 2011

(dollars in tables in thousands, except share data)

---

As of March 25, 2014, New Residential held TBA positions with \$625.0 million in a long notional amount of Agency RMBS and \$750.0 million in short notional amount of Agency RMBS, and any amounts or obligations owed by or to New Residential are subject to the right of set-off with the TBA counterparty.

As of March 25, 2014, New Residential held a \$300.0 million short position of 3-Year U.S. Treasury notes.

On March 6, 2014, New Residential and Merrill Lynch, Pierce, Fenner & Smith Incorporated entered into an agreement pursuant to which New Residential agreed to purchase approximately \$625 million current face amount of Non-Agency residential mortgage securities for approximately \$553 million. The purchased securities represent 75% of the mezzanine and subordinate tranches of a securitization previously sponsored by Springleaf. The securitization, including the purchased securities, are collateralized by residential mortgage loans with a current face amount of approximately \$0.9 billion.

#### *Real Estate Loans*

On January 15, 2014, New Residential settled a portfolio of non-performing residential mortgage loans with a UPB of approximately \$170.1 million at a price of approximately \$92.7 million. The purchase was financed with \$60.1 million using the \$300.0 million master repurchase agreement with RBS. This purchase was accounted for as a linked transaction (Note 10). The repurchase agreement, which contains customary covenants and event of default provisions and is subject to margin calls, matures on November 24, 2014.

On January 15, 2014, New Residential purchased a portfolio of non-performing residential mortgage loans with a UPB of approximately \$65.6 million at a price of approximately \$33.7 million. To finance this purchase, on January 15, 2014, New Residential entered into a \$25.3 million repurchase agreement with Credit Suisse Securities (USA) LLC, which matures on January 14, 2015. Borrowings under the agreement bear interest equal to the sum of (i) a floating rate index rate equal to one-month LIBOR and (ii) a margin of 3.00%. The agreement contains customary covenants and event of default provisions.

#### *Other Investments*

On January 8, 2014, New Residential financed all of its ownership interest in each of the Consumer Loan Companies under a \$150.0 million master repurchase agreement with Credit Suisse Securities (USA) LLC which matures on June 30, 2014. Borrowings under the facility bear interest equal to the sum of (i) a floating rate index rate equal to one-month LIBOR and (ii) a margin of 4.00%. The facility contains customary covenants and event of default provisions.

#### *Corporate Activities*

On March 19, 2014, New Residential's board of directors declared a first quarter 2014 dividend of \$0.175 per share of common stock, which is payable on April 30, 2014 to stockholders of record as of March 31, 2014.

NEW RESIDENTIAL INVESTMENT CORP. AND SUBSIDIARIES

NOTES TO CONSOLIDATED FINANCIAL STATEMENTS

DECEMBER 31, 2013, 2012 and 2011

(dollars in tables in thousands, except share data)

19. SUMMARY QUARTERLY CONSOLIDATED FINANCIAL INFORMATION (UNAUDITED)

The following is an unaudited summary information on New Residential's quarterly operations.

2013	Quarter Ended				Year Ended December 31
	March 31	June 30	September 30	December 31	
Interest income	\$ 16,191	\$ 22,999	\$ 21,885	\$ 26,492	\$ 87,567
Interest expense	899	2,651	3,443	8,031	15,024
<b>Net interest income</b>	<b>15,292</b>	<b>20,348</b>	<b>18,442</b>	<b>18,461</b>	<b>72,543</b>
<b>Impairment</b>					
Other-than-temporary impairment ("OTTI") on Securities	—	3,756	—	1,237	4,993
Valuation allowance on loans	—	—	—	461	461
	—	3,756	—	1,698	5,454
Net interest income after impairment	15,292	16,592	18,442	16,763	67,089
<b>Other income (A)</b>	<b>2,827</b>	<b>98,182</b>	<b>56,195</b>	<b>83,804</b>	<b>241,008</b>
	2,827	98,182	56,195	83,804	241,008
<b>Operating Expenses</b>	<b>5,044</b>	<b>5,552</b>	<b>11,492</b>	<b>20,386</b>	<b>42,474</b>
	5,044	5,552	11,492	20,386	42,474
<b>Income (Loss) Before Income Taxes</b>	<b>13,075</b>	<b>109,222</b>	<b>63,145</b>	<b>80,181</b>	<b>265,623</b>
Income tax expense	—	—	—	—	—
<b>Net Income (Loss)</b>	<b>13,075</b>	<b>109,222</b>	<b>63,145</b>	<b>80,181</b>	<b>265,623</b>
<b>Noncontrolling Interests in Income of Consolidated Subsidiaries</b>	<b>—</b>	<b>—</b>	<b>—</b>	<b>(326)</b>	<b>(326)</b>
<b>Net Income (Loss) Attributable to Common Stockholders</b>	<b>\$ 13,075</b>	<b>\$ 109,222</b>	<b>\$ 63,145</b>	<b>\$ 80,507</b>	<b>\$ 265,949</b>
<b>Net Income Per Share of Common Stock</b>					
Basic	\$ 0.05	\$ 0.43	\$ 0.25	\$ 0.32	\$ 1.05
Diluted	\$ 0.05	\$ 0.43	\$ 0.24	\$ 0.31	\$ 1.03
<b>Weighted Average Number of Shares of Common Stock Outstanding</b>					
Basic	253,025,645	253,025,645	253,072,788	253,186,406	253,078,048
Diluted	253,025,645	256,659,488	259,889,285	259,796,493	257,368,255
<b>Dividends Declared per Share of Common Stock</b>	<b>\$ —</b>	<b>\$ 0.070</b>	<b>\$ 0.175</b>	<b>\$ 0.250</b>	<b>\$ 0.495</b>

**NEW RESIDENTIAL INVESTMENT CORP. AND SUBSIDIARIES**

**NOTES TO CONSOLIDATED FINANCIAL STATEMENTS**

DECEMBER 31, 2013, 2012 and 2011

(dollars in tables in thousands, except share data)

<b>2012</b>	<b>Quarter Ended</b>				<b>Year Ended</b>
	<b>March 31</b>	<b>June 30</b>	<b>September 30</b>	<b>December 31</b>	<b>December 31</b>
Interest income	\$ 2,037	\$ 4,479	\$ 12,295	\$ 14,948	\$ 33,759
Interest expense	—	—	298	406	704
<b>Net interest income</b>	<b>2,037</b>	<b>4,479</b>	<b>11,997</b>	<b>14,542</b>	<b>33,055</b>
<b>Impairment</b>					
Other-than-temporary impairment (“OTTI”) on Securities	—	—	—	—	—
Net interest income after impairment	2,037	4,479	11,997	14,542	33,055
<b>Other income</b>	<b>1,216</b>	<b>3,523</b>	<b>1,774</b>	<b>10,910</b>	<b>17,423</b>
	1,216	3,523	1,774	10,910	17,423
<b>Operating Expenses</b>	<b>565</b>	<b>1,528</b>	<b>2,003</b>	<b>5,135</b>	<b>9,231</b>
	565	1,528	2,003	5,135	9,231
<b>Net Income (Loss)</b>	<b>\$ 2,688</b>	<b>\$ 6,474</b>	<b>\$ 11,768</b>	<b>\$ 20,317</b>	<b>\$ 41,247</b>
<b>Net Income Per Share of Common Stock</b>					
Basic	\$ 0.01	\$ 0.03	\$ 0.05	\$ 0.08	\$ 0.16
Diluted	\$ 0.01	\$ 0.03	\$ 0.05	\$ 0.08	\$ 0.16
<b>Weighted average number of shares of common stock outstanding</b>					
Basic	253,025,645	253,025,645	253,025,645	253,025,645	253,025,645
Diluted	253,025,645	253,025,645	253,025,645	253,025,645	253,025,645
<b>Dividends Declared per Share of Common Stock</b>					
	\$ —	\$ —	\$ —	\$ —	\$ —

(A) Earnings from investments in equity method investees is included in other income.

## NEW RESIDENTIAL INVESTMENT CORP. AND SUBSIDIARIES

### NOTES TO CONSOLIDATED FINANCIAL STATEMENTS

DECEMBER 31, 2013, 2012 and 2011

(dollars in tables in thousands, except share data)

---

#### Item 9. Changes in and Disagreements with Accountants on Accounting and Financial Disclosure.

None.

#### Item 9A. Controls and Procedures.

- (a) **Disclosure Controls and Procedures.** The Company's management, with the participation of the Company's Chief Executive Officer and Chief Financial Officer, has evaluated the effectiveness of the Company's disclosure controls and procedures (as such term is defined in Rules 13a-15(e) and 15d-15(e) under the Securities Exchange Act of 1934, as amended (the "Exchange Act") as of the end of the period covered by this report. The Company's disclosure controls and procedures are designed to provide reasonable assurance that information is recorded, processed, summarized and reported accurately and on a timely basis. Based on such evaluation, the Company's Chief Executive Officer and Chief Financial Officer have concluded that, as of the end of such period, the Company's disclosure controls and procedures are effective.
- (b) **Changes in Internal Control Over Financial Reporting.** There have not been any changes in the Company's internal control over financial reporting (as such term is defined in Rules 13a-15(f) and 15d-15(f) under the Exchange Act) during the fiscal quarter to which this report relates that have materially affected, or are reasonably likely to materially affect, the Company's internal control over financial reporting.

#### Management's Report on Internal Control Over Financing Reporting

Management of the Company is responsible for establishing and maintaining adequate internal control over financial reporting. Internal control over financial reporting is defined in Rule 13a-15(f) and 15d-15(f) under the Securities Exchange Act of 1934, as amended, as a process designed by, or under the supervision of, the Company's principal executive and principal financial officers and effected by the Company's board of directors, management and other personnel to provide reasonable assurance regarding the reliability of financial reporting and the preparation of financial statements for external purposes in accordance with accounting principles generally accepted in the United States and includes those policies and procedures that:

- pertain to the maintenance of records that in reasonable detail accurately and fairly reflect the transactions and dispositions of the assets of the Company;
- provide reasonable assurance that transactions are recorded as necessary to permit preparation of financial statements in accordance with accounting principles generally accepted in the United States, and that receipts and expenditures of the Company are being made only in accordance with authorizations of management and directors of the Company; and
- provide reasonable assurance regarding prevention or timely detection of unauthorized acquisition, use or disposition of the Company's assets that could have a material effect on the financial statements.

Because of its inherent limitations, internal control over financial reporting may not prevent or detect all misstatements. Projections of any evaluation of effectiveness to future periods are subject to the risks that controls may become inadequate because of changes in conditions, or that the degree of compliance with the policies or procedures may deteriorate.

Management assessed the effectiveness of the Company's internal control over financial reporting as of December 31, 2013. In making this assessment, management used the criteria set forth by the Committee of Sponsoring Organizations of the Treadway Commission (COSO) in the *1992 Internal Control-Integrated Framework*.

Based on our assessment, management concluded that, as of December 31, 2013, the Company's internal control over financial reporting was effective.

The Company's independent registered public accounting firm has issued an audit report on the effectiveness of the Company's internal control over financial reporting. This report appears at the beginning of "Financial Statements and Supplementary Data."

**Item 9B. Other Information.**

None.

**PART III**

**Item 10. Directors, Executive Officers and Corporate Governance.**

Incorporated by reference to our definitive proxy statement for the 2014 annual meeting of stockholders to be filed with the Securities and Exchange Commission pursuant to Regulation 14A of the Securities Exchange Act of 1934, as amended, within 120 days after the fiscal year ended December 31, 2013.

**Item 11. Executive Compensation.**

Incorporated by reference to our definitive proxy statement for the 2014 annual meeting of stockholders to be filed with the Securities and Exchange Commission pursuant to Regulation 14A of the Securities Exchange Act of 1934, as amended, within 120 days after the fiscal year ended December 31, 2013.

**Item 12. Security Ownership of Certain Beneficial Owners and Management and Related Stockholder Matters.**

Incorporated by reference to our definitive proxy statement for the 2014 annual meeting of stockholders to be filed with the Securities and Exchange Commission pursuant to Regulation 14A of the Securities Exchange Act of 1934, as amended, within 120 days after the fiscal year ended December 31, 2013.

**Item 13. Certain Relationships and Related Transactions, Director Independence.**

Incorporated by reference to our definitive proxy statement for the 2014 annual meeting of stockholders to be filed with the Securities and Exchange Commission pursuant to Regulation 14A of the Securities Exchange Act of 1934, as amended, within 120 days after the fiscal year ended December 31, 2013.

**Item 14. Principal Accounting Fees and Services.**

Incorporated by reference to our definitive proxy statement for the 2014 annual meeting of stockholders to be filed with the Securities and Exchange Commission pursuant to Regulation 14A of the Securities Exchange Act of 1934, as amended, within 120 days after the fiscal year ended December 31, 2013.

**PART IV**

**ITEM 15. Exhibits; Financial Statement Schedules.**

(a) and (c) Financial statements and schedules:

See "Financial Statements and Supplementary Data."

(b) Exhibits filed with this Form 10-K:

<u>Exhibit Number</u>	<u>Exhibit Description</u>
2.1	Separation and Distribution Agreement dated April 26, 2013, between New Residential Investment Corp. and Newcastle Investment Corp. (incorporated by reference to Amendment No. 6 of New Residential Investment Corp.'s Registration Statement on Form 10, filed April 29, 2013)
2.2	Purchase Agreement, among the Sellers listed therein, HSBC Finance Corporation and SpringCastle Acquisition LLC, dated March 5, 2013 (incorporated by reference to Newcastle Investment Corp.'s Current Report on Form 8-K, filed March 11, 2013)
2.3	Master Servicing Rights Purchase Agreement between Nationstar Mortgage LLC and Advance Purchaser LLC, dated as of December 17, 2013 (incorporated by reference to New Residential Investment Corp.'s Current Report on Form 8-K, filed on December 23, 2013)
2.4	Sale Supplement (Shuttle 1) between Nationstar Mortgage LLC and Advance Purchaser LLC, dated as of December 17, 2013 (incorporated by reference to New Residential Investment Corp.'s Current Report on Form 8-K, filed on December 23, 2013)
2.5	Sale Supplement (Shuttle 2) between Nationstar Mortgage LLC and Advance Purchaser LLC, dated as of December 17, 2013 (incorporated by reference to New Residential Investment Corp.'s Current Report on Form 8-K, filed on December 23, 2013)
2.6	Sale Supplement (First Tennessee) between Nationstar Mortgage LLC and Advance Purchaser LLC, dated as of December 17, 2013 (incorporated by reference to New Residential Investment Corp.'s Current Report on Form 8-K, filed on December 23, 2013)
3.1	Amended and Restated Certificate of Incorporation of New Residential Investment Corp. (incorporated by reference to New Residential Investment Corp.'s Current Report on Form 8-K, filed May 3, 2013)
3.2	Amended and Restated Bylaws of New Residential Investment Corp. (incorporated by reference to New Residential Investment Corp.'s Current Report on Form 8-K, filed May 3, 2013)
4.1	Amended and Restated Indenture among NRZ Servicer Advance Receivables Trust BC (f/k/a Nationstar Servicer Advance Receivables Trust 2013-BC), as issuer, Wells Fargo Bank, N.A., as indenture trustee, calculation agent, paying agent and securities intermediary, Advance Purchaser LLC, as administrator, as owner of the rights to the servicing rights and as servicer, Nationstar Mortgage LLC, as subservicer, and as servicer, and Barclays Bank PLC, as administrative agent, dated as of December 17, 2013 (incorporated by reference to New Residential Investment Corp.'s Current Report on Form 8-K, filed on December 23, 2013)
4.2	Series 2013-VF1 Amended and Restated Indenture Supplement among NRZ Servicer Advance Receivables Trust BC (f/k/a Nationstar Servicer Advance Receivables Trust 2013-BC), as issuer, Wells Fargo Bank, N.A., as indenture trustee, calculation agent, paying agent and securities intermediary, Advance Purchaser LLC, as administrator and as servicer, Nationstar Mortgage LLC, as subservicer, and as servicer, and Barclays Bank PLC, as administrative agent, dated as of December 17, 2013 (incorporated by reference to New Residential Investment Corp.'s Current Report on Form 8-K, filed on December 23, 2013)
4.3	Amended and Restated Indenture among NRZ Servicer Advance Receivables Trust CS (f/k/a Nationstar Servicer Advance Receivables Trust 2013-CS), as issuer, Wells Fargo Bank, N.A., as indenture trustee, calculation agent, paying agent and securities intermediary, Advance Purchaser LLC, as administrator, as owner of the rights to the servicing rights and as servicer, Nationstar Mortgage LLC, as subservicer, and as servicer, and Credit Suisse AG, New York Branch, as administrative agent, dated as of December 17, 2013 (incorporated by reference to New Residential Investment Corp.'s Current Report on Form 8-K, filed on December 23, 2013)

<u>Exhibit Number</u>	<u>Exhibit Description</u>
4.4	Series 2013-VF1 Amended and Restated Indenture Supplement among NRZ Servicer Advance Receivables Trust CS (f/k/a Nationstar Servicer Advance Receivables Trust 2013-CS), as issuer, Wells Fargo Bank, N.A., as indenture trustee, calculation agent, paying agent and securities intermediary, Advance Purchaser LLC, as administrator and as servicer, Nationstar Mortgage LLC, as subservicer, and as servicer, and Credit Suisse AG, New York Branch, as administrative agent, dated as of December 17, 2013 (incorporated by reference to New Residential Investment Corp.'s Current Report on Form 8-K, filed on December 23, 2013)
4.5	Series 2013-VF2 Amended and Restated Indenture Supplement among NRZ Servicer Advance Receivables Trust CS (f/k/a Nationstar Servicer Advance Receivables Trust 2013-CS), as issuer, Wells Fargo Bank, N.A., as indenture trustee, calculation agent, paying agent and securities intermediary, Advance Purchaser LLC, as administrator and as servicer, Nationstar Mortgage LLC, as subservicer, and as servicer, and Natixis, New York Branch, as administrative agent, dated as of December 17, 2013 (incorporated by reference to New Residential Investment Corp.'s Current Report on Form 8-K, filed on December 23, 2013)
4.6	Series 2013-VF3 Amended and Restated Indenture Supplement among NRZ Servicer Advance Receivables Trust CS (f/k/a Nationstar Servicer Advance Receivables Trust 2013-CS), as issuer, Wells Fargo Bank, N.A., as indenture trustee, calculation agent, paying agent and securities intermediary, Advance Purchaser LLC, as administrator and as servicer, Nationstar Mortgage LLC, as subservicer, and as servicer, and Morgan Stanley Bank, N.A., as administrative agent, dated as of December 17, 2013 (incorporated by reference to New Residential Investment Corp.'s Current Report on Form 8-K, filed on December 23, 2013)
10.1	Management and Advisory Agreement between New Residential Investment Corp. and FIG LLC (incorporated by reference to New Residential Investment Corp.'s Current Report on Form 8-K, filed May 17, 2013)
10.2	Amended and Restated Management and Advisory Agreement between New Residential Investment Corp. and FIG LLC, dated August 1, 2013 (incorporated by reference to New Residential Investment Corp.'s Quarterly Report on Form 10-Q, filed August 8, 2013)
10.3	Form of Indemnification Agreement by and between New Residential Investment Corp. and its directors and officers (incorporated by reference to Amendment No. 3 of New Residential Investment Corp.'s Registration Statement on Form 10, filed March 27, 2013)
10.4	New Residential Investment Corp. Nonqualified Stock Option and Incentive Award Plan (incorporated by reference to New Residential Investment Corp.'s Current Report on Form 8-K, filed May 3, 2013)
10.5	Investment Guidelines (incorporated by reference to Amendment No. 4 of New Residential Investment Corp.'s Registration Statement on Form 10, filed April 9, 2013)
10.6	Excess Servicing Spread Sale and Assignment Agreement, by and between Nationstar Mortgage LLC and NIC MSR I LLC, dated December 8, 2011 (incorporated by reference to Newcastle Investment Corp.'s Annual Report on Form 10-K, filed March 15, 2012)
10.7	Excess Spread Refinanced Loan Replacement Agreement, by and between Nationstar Mortgage LLC and NIC MSR I LLC, dated December 8, 2011 (incorporated by reference to Newcastle Investment Corp.'s Annual Report on Form 10-K, filed March 15, 2012)
10.8	Future Spread Agreement for FHLMC Mortgage Loans, between Nationstar Mortgage LLC and NIC MSR IV LLC, dated May 13, 2012 (incorporated by reference to Newcastle Investment Corp.'s Current Report on Form 8-K, filed May 15, 2012)
10.9	Future Spread Agreement for FNMA Mortgage Loans, between Nationstar Mortgage LLC and NIC MSR V LLC, dated May 13, 2012 (incorporated by reference to Newcastle Investment Corp.'s Current Report on Form 8-K, filed May 15, 2012)
10.10	Future Spread Agreement for Non-Agency Mortgage Loans, between Nationstar Mortgage LLC and NIC MSR VI LLC, dated May 13, 2012 (incorporated by reference to Newcastle Investment Corp.'s Current Report on Form 8-K, filed May 15, 2012)

<u>Exhibit Number</u>	<u>Exhibit Description</u>
10.11	Future Spread Agreement for GNMA Mortgage Loans, between Nationstar Mortgage LLC and NIC MSR VII, LLC, dated May 13, 2012 (incorporated by reference to Newcastle Investment Corp.'s Current Report on Form 8-K, filed May 15, 2012)
10.12	Current Excess Servicing Spread Acquisition Agreement for FHLMC Mortgage Loans, between Nationstar Mortgage LLC and NIC MSR III LLC, dated May 31, 2012 (incorporated by reference to Newcastle Investment Corp.'s Current Report on Form 8-K, filed June 6, 2012)
10.13	Future Spread Agreement for FHLMC Mortgage Loans, between Nationstar Mortgage LLC and NIC MSR III LLC, dated May 31, 2012 (incorporated by reference to Newcastle Investment Corp.'s Current Report on Form 8-K, filed June 6, 2012)
10.14	Amended and Restated Current Excess Servicing Spread Acquisition Agreement for FNMA Mortgage Loans, between Nationstar Mortgage LLC and NIC MSR II LLC, dated June 7, 2012 (incorporated by reference to Newcastle Investment Corp.'s Current Report on Form 8-K, filed June 7, 2012)
10.15	Amended and Restated Future Spread Agreement for FNMA Mortgage Loans, between Nationstar Mortgage LLC and NIC MSR II LLC, dated June 7, 2012 (incorporated by reference to Newcastle Investment Corp.'s Current Report on Form 8-K, filed June 7, 2012)
10.16	Amended and Restated Current Excess Servicing Spread Acquisition Agreement for FHLMC Mortgage Loans, between Nationstar Mortgage LLC and NIC MSR II LLC, dated June 7, 2012 (incorporated by reference to Newcastle Investment Corp.'s Current Report on Form 8-K, filed June 7, 2012)
10.17	Amended and Restated Future Spread Agreement for FHLMC Mortgage Loans, between Nationstar Mortgage LLC and NIC MSR II LLC, dated June 7, 2012 (incorporated by reference to Newcastle Investment Corp.'s Current Report on Form 8-K, filed June 7, 2012)
10.18	Amended and Restated Current Excess Servicing Spread Acquisition Agreement for Non-Agency Mortgage Loans, between Nationstar Mortgage LLC and NIC MSR II LLC, dated June 7, 2012 (incorporated by reference to Newcastle Investment Corp.'s Current Report on Form 8-K, filed June 7, 2012)
10.19	Amended and Restated Future Spread Agreement for Non-Agency Mortgage Loans, between Nationstar Mortgage LLC and NIC MSR II LLC, dated June 7, 2012 (incorporated by reference to Newcastle Investment Corp.'s Current Report on Form 8-K, filed June 7, 2012)
10.20	Amended and Restated Current Excess Servicing Spread Acquisition Agreement for FNMA Mortgage Loans, between Nationstar Mortgage LLC and NIC MSR V LLC, dated June 28, 2012 (incorporated by reference to Newcastle Investment Corp.'s Current Report on Form 8-K, filed July 5, 2012)
10.21	Amended and Restated Current Excess Servicing Spread Acquisition Agreement for FHLMC Mortgage Loans, between Nationstar Mortgage LLC and NIC MSR IV LLC, dated June 28, 2012 (incorporated by reference to Newcastle Investment Corp.'s Current Report on Form 8-K, filed July 5, 2012)
10.22	Amended and Restated Current Excess Servicing Spread Acquisition Agreement for Non-Agency Mortgage Loans, between Nationstar Mortgage LLC and NIC MSR VI LLC, dated June 28, 2012 (incorporated by reference to Newcastle Investment Corp.'s Current Report on Form 8-K, filed July 5, 2012)
10.23	Amended and Restated Current Excess Servicing Spread Acquisition Agreement for GNMA Mortgage Loans, between Nationstar Mortgage LLC and NIC MSR VII LLC, dated June 28, 2012 (incorporated by reference to Newcastle Investment Corp.'s Current Report on Form 8-K, filed July 5, 2012)
10.24	Current Excess Servicing Spread Acquisition Agreement for GNMA Mortgage Loans, between Nationstar Mortgage LLC and MSR VIII LLC, dated December 31, 2012 (incorporated by reference to Newcastle Investment Corp.'s Annual Report on Form 10-K, filed February 28, 2013)
10.25	Future Spread Agreement for GNMA Mortgage Loans, between Nationstar Mortgage LLC and MSR VIII LLC, dated December 31, 2012 (incorporated by reference to Newcastle Investment Corp.'s Annual Report on Form 10-K, filed February 28, 2013)
10.26	Current Excess Servicing Spread Acquisition Agreement for FHLMC Mortgage Loans, between Nationstar Mortgage LLC and MSR IX LLC, dated January 6, 2013 (incorporated by reference to Newcastle Investment Corp.'s Annual Report on Form 10-K, filed February 28, 2013)
10.27	Future Spread Agreement for FHLMC Mortgage Loans, between Nationstar Mortgage LLC and MSR IX LLC, dated January 6, 2013 (incorporated by reference to Newcastle Investment Corp.'s Annual Report on Form 10-K, filed February 28, 2013)



<u>Exhibit Number</u>	<u>Exhibit Description</u>
10.28	Current Excess Servicing Spread Acquisition Agreement for FNMA Mortgage Loans, between Nationstar Mortgage LLC and MSR X LLC, dated January 6, 2013 (incorporated by reference to Newcastle Investment Corp.'s Annual Report on Form 10-K, filed February 28, 2013)
10.29	Future Spread Agreement for FNMA Mortgage Loans, between Nationstar Mortgage LLC and MSR X LLC, dated January 6, 2013 (incorporated by reference to Newcastle Investment Corp.'s Annual Report on Form 10-K, filed February 28, 2013)
10.30	Current Excess Servicing Spread Acquisition Agreement for GNMA Mortgage Loans, between Nationstar Mortgage LLC and MSR XI LLC, dated January 6, 2013 (incorporated by reference to Newcastle Investment Corp.'s Annual Report on Form 10-K, filed February 28, 2013)
10.31	Future Spread Agreement for GNMA Mortgage Loans, between Nationstar Mortgage LLC and MSR XI LLC, dated January 6, 2013 (incorporated by reference to Newcastle Investment Corp.'s Annual Report on Form 10-K, filed February 28, 2013)
10.32	Current Excess Servicing Spread Acquisition Agreement for Non-Agency Mortgage Loans, between Nationstar Mortgage LLC and MSR XII LLC, dated January 6, 2013, (incorporated by reference to Newcastle Investment Corp.'s Annual Report on Form 10-K, filed February 28, 2013)
10.33	Future Spread Agreement for Non-Agency Mortgage Loans, between Nationstar Mortgage LLC and MSR XII LLC, dated January 6, 2013 (incorporated by reference to Newcastle Investment Corp.'s Annual Report on Form 10-K, filed February 28, 2013)
10.34	Current Excess Servicing Spread Acquisition Agreement for Non-Agency Mortgage Loans, between Nationstar Mortgage LLC and MSR XIII LLC, dated January 6, 2013, (incorporated by reference to Newcastle Investment Corp.'s Annual Report on Form 10-K, filed February 28, 2013)
10.35	Future Spread Agreement for Non-Agency Mortgage Loans, between Nationstar Mortgage LLC and MSR XIII LLC, dated January 6, 2013 (incorporated by reference to Newcastle Investment Corp.'s Annual Report on Form 10-K, filed February 28, 2013)
10.36	Interim Servicing Agreement, among the Interim Servicers listed therein, HSBC Finance Corporation, as Interim Servicer Representative, HSBC Bank USA, National Association, SpringCastle America, LLC, SpringCastle Credit, LLC, SpringCastle Finance, LLC, Wilmington Trust, National Association, as Loan Trustee, and SpringCastle Finance LLC, as Owner Representative (incorporated by reference to Amendment No. 4 to New Residential Investment Corp.'s Registration Statement on Form 10, filed April 9, 2013)
10.37	Amended and Restated Limited Liability Company Agreement of SpringCastle Acquisition LLC, dated April 1, 2013 (incorporated by reference to the confidential submission by the Registrant of the draft Registration Statement on Form S-11 on August 19, 2013)
10.38	Amended and Restated Receivables Sale Agreement among Nationstar Mortgage LLC, as initial receivables seller and as servicer, Advance Purchaser LLC, as receivables seller and as servicer, and NRZ Servicer Advance Facility Transferor BC, LLC (f/k/a Nationstar Servicer Advance Facility Transferor, LLC 2013-BC), as depositor, dated as of December 17, 2013 (incorporated by reference to New Residential Investment Corp.'s Current Report on Form 8-K, filed on December 23, 2013)
10.39	Amended and Restated Receivables Pooling Agreement between NRZ Servicer Advance Facility Transferor BC, LLC, as depositor, and NRZ Servicer Advance Receivables Trust BC (f/k/a Nationstar Servicer Advance Receivables Trust 2013-BC), as issuer, dated as of December 17, 2013 (incorporated by reference to New Residential Investment Corp.'s Current Report on Form 8-K, filed on December 23, 2013)
21.1	List of Subsidiaries of New Residential Investment Corp.
31.1	Certification of Chief Executive Officer as adopted pursuant to Section 302 of the Sarbanes-Oxley Act of 2002
31.2	Certification of Chief Financial Officer as adopted pursuant to Section 302 of the Sarbanes-Oxley Act of 2002
32.1	Certification of Chief Executive Officer pursuant to 18 U.S.C. Section 1350, as adopted pursuant to Section 906 of the Sarbanes-Oxley Act of 2002
32.2	Certification of Chief Financial Officer pursuant to 18 U.S.C. Section 1350, as adopted pursuant to Section 906 of the Sarbanes-Oxley Act of 2002
99.1	Audited Consolidated and Combined Financial Statements of SpringCastleAmerica, LLC, SpringCastle Credit, LLC, SpringCastle Finance, LLC and SpringCastle Acquisition, LLC

<u>Exhibit Number</u>	<u>Exhibit Description</u>
101.INS	XBRL Instance Document *
101.SCH	XBRL Taxonomy Extension Schema Document *
101.CAL	XBRL Taxonomy Extension Calculation Linkbase Document *
101.DEF	XBRL Taxonomy Extension Definition Linkbase Document *
101.LAB	XBRL Taxonomy Extension Label Linkbase Document *
101.PRE	XBRL Taxonomy Extension Presentation Linkbase Document *

\* Furnished electronically herewith.

The following amended and restated limited liability company agreements of the Consumer Loan Companies are substantially identical in all material respects, except as to the parties thereto and the initial capital contributions required under each agreement, to the Amendment and Restated Limited Liability Company Agreement of SpringCastle Acquisition LLC that is filed as Exhibit 10.37 hereto and are being omitted in reliance on Instruction 2 to Item 601 of Regulation S-K:

- Amended and Restated Limited Liability Company Agreement of SpringCastle America, LLC, dated as of April 1, 2013.
- Amended and Restated Limited Liability Company Agreement of SpringCastle Credit, LLC, dated as of April 1, 2013.
- Amended and Restated Limited Liability Company Agreement of SpringCastle Finance, LLC, dated as of April 1, 2013.

In addition, the following Amended and Restated Receivables Sale Agreement and Amended and Restated Receivables Pooling Agreement are substantially identical in all material respects, except as to the parties thereto, to the Amended and Restated Receivables Sale Agreement and Amended and Restated Receivables Pooling Agreement that are filed as Exhibits 10.38 and 10.39, respectively, hereto and are being omitted in reliance on Instruction 2 to Item 601 of Regulation S-K:

- Amended and Restated Receivables Sale Agreement among Nationstar Mortgage LLC, as initial receivables seller and as servicer, Advance Purchaser LLC, as receivables seller and as servicer, and NRZ Servicer Advance Facility Transferor CS, LLC (f/k/a Nationstar Servicer Advance Facility Transferor, LLC 2013-CS), as depositor, dated as of December 17, 2013.
- Amended and Restated Receivables Pooling Agreement between NRZ Servicer Advance Facility Transferor CS, LLC, as depositor, and NRZ Servicer Advance Receivables Trust CS (f/k/a Nationstar Servicer Advance Receivables Trust 2013-CS), as issuer, dated as of December 17, 2013.

**SIGNATURES**

Pursuant to the requirements of Section 13 or 15 (d) of the Securities Exchange Act of 1934, as amended, the Registrant has duly caused this report to be signed on its behalf by the undersigned thereunto duly authorized:

NEW RESIDENTIAL INVESTMENT CORP.

By: /s/ Wesley R. Edens  
Wesley R. Edens  
Chairman of the Board  
March 28, 2014

Pursuant to the requirements of the Securities Exchange Act of 1934, as amended, this report has been signed below by the following person on behalf of the Registrant and in the capacities and on the dates indicated.

By: /s/ Wesley R. Edens  
Wesley R. Edens  
Chairman of the Board  
March 28, 2014

By: /s/ Kevin J. Finnerty  
Kevin J. Finnerty  
Director  
March 28, 2014

By: /s/ Douglas L. Jacobs  
Douglas L. Jacobs  
Director  
March 28, 2014

By: /s/ David Saltzman  
David Saltzman  
Director  
March 28, 2014

By: /s/ Alan L. Tyson  
Alan L. Tyson  
Director  
March 28, 2014

By: /s/ Michael Nierenberg  
Michael Nierenberg  
Director, Chief Executive Officer and President  
March 28, 2014

By: /s/ Susan Givens  
Susan Givens  
Chief Financial Officer and Treasurer  
March 28, 2014

By: /s/ Jonathan R. Brown  
Jonathan R. Brown  
Chief Accounting Officer  
(principal accounting officer)  
March 28, 2014

### **SPECIAL NOTE REGARDING EXHIBITS**

In reviewing the agreements included as exhibits to this Annual Report on Form 10-K, please remember they are included to provide you with information regarding their terms and are not intended to provide any other factual or disclosure information about the Company or the other parties to the agreements. The agreements contain representations and warranties by each of the parties to the applicable agreement. These representations and warranties have been made solely for the benefit of the other parties to the applicable agreement and:

- should not in all instances be treated as categorical statements of fact, but rather as a way of allocating the risk tone of the parties if those statements provide to be inaccurate;
- have been qualified by disclosures that were made to the other party in connection with the negotiation of the applicable agreement, which disclosures are not necessarily reflected in the agreement;
- may apply standards of materiality in a way that is different from what may be viewed as material to you or other investors; and
- were made only as of the date of the applicable agreement or such other date or dates as may be specified in the agreement and are subject to more recent developments.

Accordingly, these representations and warranties may not describe the actual state of affairs as of the date they were made or at any other time. Additional information about the Company may be found elsewhere in this Annual Report on Form 10-K and the Company's other public filings, which are available without charge through the SEC's website at <http://www.sec.gov>. See "Business – Corporate Governance and Internet Address; Where Readers Can Find Additional Information."

The Company acknowledges that, notwithstanding the inclusion of the foregoing cautionary statements, it is responsible for considering whether additional specific disclosures of material information regarding material contractual provisions are required to make the statements in this report not misleading.

## Exhibit Index

<u>Exhibit Number</u>	<u>Exhibit Description</u>
2.1	Separation and Distribution Agreement dated April 26, 2013, between New Residential Investment Corp. and Newcastle Investment Corp. (incorporated by reference to Amendment No. 6 of New Residential Investment Corp.'s Registration Statement on Form 10, filed April 29, 2013)
2.2	Purchase Agreement, among the Sellers listed therein, HSBC Finance Corporation and SpringCastle Acquisition LLC, dated March 5, 2013 (incorporated by reference to Newcastle Investment Corp.'s Current Report on Form 8-K, filed March 11, 2013)
2.3	Master Servicing Rights Purchase Agreement between Nationstar Mortgage LLC and Advance Purchaser LLC, dated as of December 17, 2013 (incorporated by reference to New Residential Investment Corp.'s Current Report on Form 8-K, filed on December 23, 2013)
2.4	Sale Supplement (Shuttle 1) between Nationstar Mortgage LLC and Advance Purchaser LLC, dated as of December 17, 2013 (incorporated by reference to New Residential Investment Corp.'s Current Report on Form 8-K, filed on December 23, 2013)
2.5	Sale Supplement (Shuttle 2) between Nationstar Mortgage LLC and Advance Purchaser LLC, dated as of December 17, 2013 (incorporated by reference to New Residential Investment Corp.'s Current Report on Form 8-K, filed on December 23, 2013)
2.6	Sale Supplement (First Tennessee) between Nationstar Mortgage LLC and Advance Purchaser LLC, dated as of December 17, 2013 (incorporated by reference to New Residential Investment Corp.'s Current Report on Form 8-K, filed on December 23, 2013)
3.1	Amended and Restated Certificate of Incorporation of New Residential Investment Corp. (incorporated by reference to New Residential Investment Corp.'s Current Report on Form 8-K, filed May 3, 2013)
3.2	Amended and Restated Bylaws of New Residential Investment Corp. (incorporated by reference to New Residential Investment Corp.'s Current Report on Form 8-K, filed May 3, 2013)
4.1	Amended and Restated Indenture among NRZ Servicer Advance Receivables Trust BC (f/k/a Nationstar Servicer Advance Receivables Trust 2013-BC), as issuer, Wells Fargo Bank, N.A., as indenture trustee, calculation agent, paying agent and securities intermediary, Advance Purchaser LLC, as administrator, as owner of the rights to the servicing rights and as servicer, Nationstar Mortgage LLC, as subservicer, and as servicer, and Barclays Bank PLC, as administrative agent, dated as of December 17, 2013 (incorporated by reference to New Residential Investment Corp.'s Current Report on Form 8-K, filed on December 23, 2013)
4.2	Series 2013-VF1 Amended and Restated Indenture Supplement among NRZ Servicer Advance Receivables Trust BC (f/k/a Nationstar Servicer Advance Receivables Trust 2013-BC), as issuer, Wells Fargo Bank, N.A., as indenture trustee, calculation agent, paying agent and securities intermediary, Advance Purchaser LLC, as administrator and as servicer, Nationstar Mortgage LLC, as subservicer, and as servicer, and Barclays Bank PLC, as administrative agent, dated as of December 17, 2013 (incorporated by reference to New Residential Investment Corp.'s Current Report on Form 8-K, filed on December 23, 2013)
4.3	Amended and Restated Indenture among NRZ Servicer Advance Receivables Trust CS (f/k/a Nationstar Servicer Advance Receivables Trust 2013-CS), as issuer, Wells Fargo Bank, N.A., as indenture trustee, calculation agent, paying agent and securities intermediary, Advance Purchaser LLC, as administrator, as owner of the rights to the servicing rights and as servicer, Nationstar Mortgage LLC, as subservicer, and as servicer, and Credit Suisse AG, New York Branch, as administrative agent, dated as of December 17, 2013 (incorporated by reference to New Residential Investment Corp.'s Current Report on Form 8-K, filed on December 23, 2013)

**Exhibit  
Number**

**Exhibit Description**

- 4.4 Series 2013-VF1 Amended and Restated Indenture Supplement among NRZ Servicer Advance Receivables Trust CS (f/k/a Nationstar Servicer Advance Receivables Trust 2013-CS), as issuer, Wells Fargo Bank, N.A., as indenture trustee, calculation agent, paying agent and securities intermediary, Advance Purchaser LLC, as administrator and as servicer, Nationstar Mortgage LLC, as subservicer, and as servicer, and Credit Suisse AG, New York Branch, as administrative agent, dated as of December 17, 2013 (incorporated by reference to New Residential Investment Corp.'s Current Report on Form 8-K, filed on December 23, 2013)
- 4.5 Series 2013-VF2 Amended and Restated Indenture Supplement among NRZ Servicer Advance Receivables Trust CS (f/k/a Nationstar Servicer Advance Receivables Trust 2013-CS), as issuer, Wells Fargo Bank, N.A., as indenture trustee, calculation agent, paying agent and securities intermediary, Advance Purchaser LLC, as administrator and as servicer, Nationstar Mortgage LLC, as subservicer, and as servicer, and Natixis, New York Branch, as administrative agent, dated as of December 17, 2013 (incorporated by reference to New Residential Investment Corp.'s Current Report on Form 8-K, filed on December 23, 2013)
- 4.6 Series 2013-VF3 Amended and Restated Indenture Supplement among NRZ Servicer Advance Receivables Trust CS (f/k/a Nationstar Servicer Advance Receivables Trust 2013-CS), as issuer, Wells Fargo Bank, N.A., as indenture trustee, calculation agent, paying agent and securities intermediary, Advance Purchaser LLC, as administrator and as servicer, Nationstar Mortgage LLC, as subservicer, and as servicer, and Morgan Stanley Bank, N.A., as administrative agent, dated as of December 17, 2013 (incorporated by reference to New Residential Investment Corp.'s Current Report on Form 8-K, filed on December 23, 2013)
- 10.1 Management and Advisory Agreement between New Residential Investment Corp. and FIG LLC (incorporated by reference to New Residential Investment Corp.'s Current Report on Form 8-K, filed May 17, 2013)
- 10.2 Amended and Restated Management and Advisory Agreement between New Residential Investment Corp. and FIG LLC, dated August 1, 2013 (incorporated by reference to New Residential Investment Corp.'s Quarterly Report on Form 10-Q, filed August 8, 2013)
- 10.3 Form of Indemnification Agreement by and between New Residential Investment Corp. and its directors and officers (incorporated by reference to Amendment No. 3 of New Residential Investment Corp.'s Registration Statement on Form 10, filed March 27, 2013)
- 10.4 New Residential Investment Corp. Nonqualified Stock Option and Incentive Award Plan (incorporated by reference to New Residential Investment Corp.'s Current Report on Form 8-K, filed May 3, 2013)
- 10.5 Investment Guidelines (incorporated by reference to Amendment No. 4 of New Residential Investment Corp.'s Registration Statement on Form 10, filed April 9, 2013)
- 10.6 Excess Servicing Spread Sale and Assignment Agreement, by and between Nationstar Mortgage LLC and NIC MSR I LLC, dated December 8, 2011 (incorporated by reference to Newcastle Investment Corp.'s Annual Report on Form 10-K, filed March 15, 2012)
- 10.7 Excess Spread Refinanced Loan Replacement Agreement, by and between Nationstar Mortgage LLC and NIC MSR I LLC, dated December 8, 2011 (incorporated by reference to Newcastle Investment Corp.'s Annual Report on Form 10-K, filed March 15, 2012)
- 10.8 Future Spread Agreement for FHLMC Mortgage Loans, between Nationstar Mortgage LLC and NIC MSR IV LLC, dated May 13, 2012 (incorporated by reference to Newcastle Investment Corp.'s Current Report on Form 8-K, filed May 15, 2012)

<u>Exhibit Number</u>	<u>Exhibit Description</u>
10.9	Future Spread Agreement for FNMA Mortgage Loans, between Nationstar Mortgage LLC and NIC MSR V LLC, dated May 13, 2012 (incorporated by reference to Newcastle Investment Corp.'s Current Report on Form 8-K, filed May 15, 2012)
10.10	Future Spread Agreement for Non-Agency Mortgage Loans, between Nationstar Mortgage LLC and NIC MSR VI LLC, dated May 13, 2012 (incorporated by reference to Newcastle Investment Corp.'s Current Report on Form 8-K, filed May 15, 2012)
10.11	Future Spread Agreement for GNMA Mortgage Loans, between Nationstar Mortgage LLC and NIC MSR VII, LLC, dated May 13, 2012 (incorporated by reference to Newcastle Investment Corp.'s Current Report on Form 8-K, filed May 15, 2012)
10.12	Current Excess Servicing Spread Acquisition Agreement for FHLMC Mortgage Loans, between Nationstar Mortgage LLC and NIC MSR III LLC, dated May 31, 2012 (incorporated by reference to Newcastle Investment Corp.'s Current Report on Form 8-K, filed June 6, 2012)
10.13	Future Spread Agreement for FHLMC Mortgage Loans, between Nationstar Mortgage LLC and NIC MSR III LLC, dated May 31, 2012 (incorporated by reference to Newcastle Investment Corp.'s Current Report on Form 8-K, filed June 6, 2012)
10.14	Amended and Restated Current Excess Servicing Spread Acquisition Agreement for FNMA Mortgage Loans, between Nationstar Mortgage LLC and NIC MSR II LLC, dated June 7, 2012 (incorporated by reference to Newcastle Investment Corp.'s Current Report on Form 8-K, filed June 7, 2012)
10.15	Amended and Restated Future Spread Agreement for FNMA Mortgage Loans, between Nationstar Mortgage LLC and NIC MSR II LLC, dated June 7, 2012 (incorporated by reference to Newcastle Investment Corp.'s Current Report on Form 8-K, filed June 7, 2012)
10.16	Amended and Restated Current Excess Servicing Spread Acquisition Agreement for FHLMC Mortgage Loans, between Nationstar Mortgage LLC and NIC MSR II LLC, dated June 7, 2012 (incorporated by reference to Newcastle Investment Corp.'s Current Report on Form 8-K, filed June 7, 2012)
10.17	Amended and Restated Future Spread Agreement for FHLMC Mortgage Loans, between Nationstar Mortgage LLC and NIC MSR II LLC, dated June 7, 2012 (incorporated by reference to Newcastle Investment Corp.'s Current Report on Form 8-K, filed June 7, 2012)
10.18	Amended and Restated Current Excess Servicing Spread Acquisition Agreement for Non-Agency Mortgage Loans, between Nationstar Mortgage LLC and NIC MSR II LLC, dated June 7, 2012 (incorporated by reference to Newcastle Investment Corp.'s Current Report on Form 8-K, filed June 7, 2012)
10.19	Amended and Restated Future Spread Agreement for Non-Agency Mortgage Loans, between Nationstar Mortgage LLC and NIC MSR II LLC, dated June 7, 2012 (incorporated by reference to Newcastle Investment Corp.'s Current Report on Form 8-K, filed June 7, 2012)
10.20	Amended and Restated Current Excess Servicing Spread Acquisition Agreement for FNMA Mortgage Loans, between Nationstar Mortgage LLC and NIC MSR V LLC, dated June 28, 2012 (incorporated by reference to Newcastle Investment Corp.'s Current Report on Form 8-K, filed July 5, 2012)
10.21	Amended and Restated Current Excess Servicing Spread Acquisition Agreement for FHLMC Mortgage Loans, between Nationstar Mortgage LLC and NIC MSR IV LLC, dated June 28, 2012 (incorporated by reference to Newcastle Investment Corp.'s Current Report on Form 8-K, filed July 5, 2012)
10.22	Amended and Restated Current Excess Servicing Spread Acquisition Agreement for Non-Agency Mortgage Loans, between Nationstar Mortgage LLC and NIC MSR VI LLC, dated June 28, 2012 (incorporated by reference to Newcastle Investment Corp.'s Current Report on Form 8-K, filed July 5, 2012)

<u>Exhibit Number</u>	<u>Exhibit Description</u>
10.23	Amended and Restated Current Excess Servicing Spread Acquisition Agreement for GNMA Mortgage Loans, between Nationstar Mortgage LLC and NIC MSR VII LLC, dated June 28, 2012 (incorporated by reference to Newcastle Investment Corp.'s Current Report on Form 8-K, filed July 5, 2012)
10.24	Current Excess Servicing Spread Acquisition Agreement for GNMA Mortgage Loans, between Nationstar Mortgage LLC and MSR VIII LLC, dated December 31, 2012 (incorporated by reference to Newcastle Investment Corp.'s Annual Report on Form 10-K, filed February 28, 2013)
10.25	Future Spread Agreement for GNMA Mortgage Loans, between Nationstar Mortgage LLC and MSR VIII LLC, dated December 31, 2012 (incorporated by reference to Newcastle Investment Corp.'s Annual Report on Form 10-K, filed February 28, 2013)
10.26	Current Excess Servicing Spread Acquisition Agreement for FHLMC Mortgage Loans, between Nationstar Mortgage LLC and MSR IX LLC, dated January 6, 2013 (incorporated by reference to Newcastle Investment Corp.'s Annual Report on Form 10-K, filed February 28, 2013)
10.27	Future Spread Agreement for FHLMC Mortgage Loans, between Nationstar Mortgage LLC and MSR IX LLC, dated January 6, 2013 (incorporated by reference to Newcastle Investment Corp.'s Annual Report on Form 10-K, filed February 28, 2013)
10.28	Current Excess Servicing Spread Acquisition Agreement for FNMA Mortgage Loans, between Nationstar Mortgage LLC and MSR X LLC, dated January 6, 2013 (incorporated by reference to Newcastle Investment Corp.'s Annual Report on Form 10-K, filed February 28, 2013)
10.29	Future Spread Agreement for FNMA Mortgage Loans, between Nationstar Mortgage LLC and MSR X LLC, dated January 6, 2013 (incorporated by reference to Newcastle Investment Corp.'s Annual Report on Form 10-K, filed February 28, 2013)
10.30	Current Excess Servicing Spread Acquisition Agreement for GNMA Mortgage Loans, between Nationstar Mortgage LLC and MSR XI LLC, dated January 6, 2013 (incorporated by reference to Newcastle Investment Corp.'s Annual Report on Form 10-K, filed February 28, 2013)
10.31	Future Spread Agreement for GNMA Mortgage Loans, between Nationstar Mortgage LLC and MSR XI LLC, dated January 6, 2013 (incorporated by reference to Newcastle Investment Corp.'s Annual Report on Form 10-K, filed February 28, 2013)
10.32	Current Excess Servicing Spread Acquisition Agreement for Non-Agency Mortgage Loans, between Nationstar Mortgage LLC and MSR XII LLC, dated January 6, 2013, (incorporated by reference to Newcastle Investment Corp.'s Annual Report on Form 10-K, filed February 28, 2013)
10.33	Future Spread Agreement for Non-Agency Mortgage Loans, between Nationstar Mortgage LLC and MSR XII LLC, dated January 6, 2013 (incorporated by reference to Newcastle Investment Corp.'s Annual Report on Form 10-K, filed February 28, 2013)
10.34	Current Excess Servicing Spread Acquisition Agreement for Non-Agency Mortgage Loans, between Nationstar Mortgage LLC and MSR XIII LLC, dated January 6, 2013, (incorporated by reference to Newcastle Investment Corp.'s Annual Report on Form 10-K, filed February 28, 2013)
10.35	Future Spread Agreement for Non-Agency Mortgage Loans, between Nationstar Mortgage LLC and MSR XIII LLC, dated January 6, 2013 (incorporated by reference to Newcastle Investment Corp.'s Annual Report on Form 10-K, filed February 28, 2013)
10.36	Interim Servicing Agreement, among the Interim Servicers listed therein, HSBC Finance Corporation, as Interim Servicer Representative, HSBC Bank USA, National Association, SpringCastle America, LLC, SpringCastle Credit, LLC, SpringCastle Finance, LLC, Wilmington Trust, National Association, as Loan Trustee, and SpringCastle Finance LLC, as Owner Representative (incorporated by reference to Amendment No. 4 to New Residential Investment Corp.'s Registration Statement on Form 10, filed April 9, 2013)



<u>Exhibit Number</u>	<u>Exhibit Description</u>
10.37	Amended and Restated Limited Liability Company Agreement of SpringCastle Acquisition LLC, dated April 1, 2013 (incorporated by reference to the confidential submission by the Registrant of the draft Registration Statement on Form S-11 on August 19, 2013)
10.38	Amended and Restated Receivables Sale Agreement among Nationstar Mortgage LLC, as initial receivables seller and as servicer, Advance Purchaser LLC, as receivables seller and as servicer, and NRZ Servicer Advance Facility Transferor BC, LLC (f/k/a Nationstar Servicer Advance Facility Transferor, LLC 2013-BC), as depositor, dated as of December 17, 2013 (incorporated by reference to New Residential Investment Corp.'s Current Report on Form 8-K, filed on December 23, 2013)
10.39	Amended and Restated Receivables Pooling Agreement between NRZ Servicer Advance Facility Transferor BC, LLC, as depositor, and NRZ Servicer Advance Receivables Trust BC (f/k/a Nationstar Servicer Advance Receivables Trust 2013-BC), as issuer, dated as of December 17, 2013 (incorporated by reference to New Residential Investment Corp.'s Current Report on Form 8-K, filed on December 23, 2013)
21.1	List of Subsidiaries of New Residential Investment Corp.
31.1	Certification of Chief Executive Officer as adopted pursuant to Section 302 of the Sarbanes-Oxley Act of 2002
31.2	Certification of Chief Financial Officer as adopted pursuant to Section 302 of the Sarbanes-Oxley Act of 2002
32.1	Certification of Chief Executive Officer pursuant to 18 U.S.C. Section 1350, as adopted pursuant to Section 906 of the Sarbanes-Oxley Act of 2002
32.2	Certification of Chief Financial Officer pursuant to 18 U.S.C. Section 1350, as adopted pursuant to Section 906 of the Sarbanes-Oxley Act of 2002
99.1	Audited Consolidated and Combined Financial Statements of SpringCastleAmerica, LLC, SpringCastle Credit, LLC, SpringCastle Finance, LLC and SpringCastle Acquisition, LLC
101.INS	XBRL Instance Document *
101.SCH	XBRL Taxonomy Extension Schema Document *
101.CAL	XBRL Taxonomy Extension Calculation Linkbase Document *
101.DEF	XBRL Taxonomy Extension Definition Linkbase Document *
101.LAB	XBRL Taxonomy Extension Label Linkbase Document *
101.PRE	XBRL Taxonomy Extension Presentation Linkbase Document *

\* Furnished electronically herewith.

The following amended and restated limited liability company agreements of the Consumer Loan Companies are substantially identical in all material respects, except as to the parties thereto and the initial capital contributions required under each agreement, to the Amendment and Restated Limited Liability Company Agreement of SpringCastle Acquisition LLC that is filed as Exhibit 10.37 hereto and are being omitted in reliance on Instruction 2 to Item 601 of Regulation S-K:

- Amended and Restated Limited Liability Company Agreement of SpringCastle America, LLC, dated as of April 1, 2013.
- Amended and Restated Limited Liability Company Agreement of SpringCastle Credit, LLC, dated as of April 1, 2013.
- Amended and Restated Limited Liability Company Agreement of SpringCastle Finance, LLC, dated as of April 1, 2013.

In addition, the following Amended and Restated Receivables Sale Agreement and Amended and Restated Receivables Pooling Agreement are substantially identical in all material respects, except as to the parties thereto, to the Amended and Restated Receivables Sale Agreement and Amended and Restated Receivables Pooling Agreement that are filed as Exhibits 10.38 and 10.39, respectively, hereto and are being omitted in reliance on Instruction 2 to Item 601 of Regulation S-K:

- Amended and Restated Receivables Sale Agreement among Nationstar Mortgage LLC, as initial receivables seller and as servicer, Advance Purchaser LLC, as receivables seller and as servicer, and NRZ Servicer Advance Facility Transferor CS, LLC (f/k/a Nationstar Servicer Advance Facility Transferor, LLC 2013-CS), as depositor, dated as of December 17, 2013.
- Amended and Restated Receivables Pooling Agreement between NRZ Servicer Advance Facility Transferor CS, LLC, as depositor, and NRZ Servicer Advance Receivables Trust CS (f/k/a Nationstar Servicer Advance Receivables Trust 2013-CS), as issuer, dated as of December 17, 2013.

**EXHIBIT 21.1**

**NEW RESIDENTIAL INVESTMENT CORP. SUBSIDIARIES**

<u>Subsidiary</u>	<u>Jurisdiction of Incorporation/Organization</u>
1. New Residential Investment Corp. (f/k/a NIC MSR LLC)	Delaware
2. NIC MSR I LLC	Delaware
3. NIC MSR II LLC	Delaware
4. NIC MSR III LLC	Delaware
5. NIC RMBS LLC	Delaware
6. NIC MSR VIII LLC	Delaware
7. NIC MSR IX FH LLC	Delaware
8. NIC MSR X FN LLC	Delaware
9. NIC MSR XI GN LLC	Delaware
10. NIC MSR XII PLS LLC	Delaware
11. MSR VIII Parent LLC	Delaware
12. MSR IX Parent LLC	Delaware
13. MSR X Parent LLC	Delaware
14. MSR XI Parent LLC	Delaware
15. MSR XII Parent LLC	Delaware
16. MSR VIII Holdings LLC	Delaware
17. MSR IX Holdings LLC	Delaware
18. MSR X Holdings LLC	Delaware
19. MSR XI Holdings LLC	Delaware
20. MSR XII Holdings LLC	Delaware
21. MSR VIII LLC	Delaware
22. MSR IX LLC	Delaware
23. MSR X LLC	Delaware
24. MSR XI LLC	Delaware
25. MSR XII LLC	Delaware
26. MSR Admin Parent LLC	Delaware
27. MSR Admin LLC	Delaware
28. NIC MSR XIII PLS 2 LLC	Delaware
29. MSR XIII Parent LLC	Delaware
30. MSR XIII Holdings LLC	Delaware
31. MSR XIII LLC	Delaware
32. MSR IX Trust	Delaware
33. MSR X Trust	Delaware
34. NIC MSR XIV TBW FH LLC	Delaware
35. MSR XIV Parent LLC	Delaware

**Subsidiary****Jurisdiction of Incorporation/Organization**

36. MSR XIV Holdings LLC	Delaware
37. MSR XIV LLC	Delaware
38. NIC Reverse Loan LLC	Delaware
39. Reverse TRS LLC	Delaware
40. NRZ Consumer LLC	Delaware
41. NRZ SC America LLC	Delaware
42. NRZ SC Credit Limited	Cayman Islands
43. NRZ SC Finance I LLC	Delaware
44. NRZ SC Finance II LLC	Delaware
45. NRZ SC Finance III LLC	Delaware
46. NRZ SC Finance IV LLC	Delaware
47. NRZ SC Finance V LLC	Delaware
48. MSR XV LLC	Delaware
49. NRZ MSR CS LLC	Delaware
50. MSR XVIII LLC	Delaware
51. MSR XIV Trust	Delaware
52. MSR XIII Trust	Delaware
53. MSR XII Trust	Delaware
54. MSR XI Trust	Delaware
55. MSR VIII Trust	Delaware
56. MSR XXIV LLC	Delaware
57. Advance TRS LLC	Delaware
58. Advance Purchaser LLC	Delaware
59. NRZ Agency MBS LLC	Delaware
60. NRZ REO I Corp.	Delaware
61. NRZ REO III Corp.	Delaware
62. NRZ Pass-Through Trust I	New York
63. NRZ SC America Trust 2014-1	Delaware
64. NRZ SC Finance Trust 2014-1	Delaware
65. NRZ SC Credit Trust 2014-1	Delaware
66. New Residential Mortgage LLC	Delaware
67. New Residential Advance Receivables Trust	Delaware
68. New Residential Advance Depositor LLC	Delaware
69. NRZ RA Holdings LLC	Delaware
70. NRZ Mortgage Holdings LLC	Delaware
71. NRZ Servicer Advance Facility Transferor Bana LLC	Delaware

## EXHIBIT 31.1

### CERTIFICATION OF CHIEF EXECUTIVE OFFICER

I, Michael Nierenberg, certify that:

1. I have reviewed this annual report on Form 10-K of New Residential Investment Corp.;
2. Based on my knowledge, this report does not contain any untrue statement of a material fact or omit to state a material fact necessary to make the statements made, in light of the circumstances under which such statements were made, not misleading with respect to the period covered by this report;
3. Based on my knowledge, the financial statements, and other financial information included in this report, fairly present in all material respects the financial condition, results of operations and cash flows of the registrant as of, and for, the periods presented in this report;
4. The registrant's other certifying officers and I are responsible for establishing and maintaining disclosure controls and procedures (as defined in Exchange Act Rules 13a-15(e) and 15d-15(e)) for the registrant and have:
  - a) Designed such disclosure controls and procedures, or caused such disclosure controls and procedures to be designed under our supervision, to ensure that material information relating to the registrant, including its consolidated subsidiaries, is made known to us by others within those entities, particularly during the period in which this report is being prepared;
  - b) Designed such internal control over financial reporting, or caused such internal control over financial reporting to be designed under our supervision, to provide reasonable assurance regarding the reliability of financial reporting and the preparation of financial statements for external purposes in accordance with generally accepted accounting principles;
  - c) Evaluated the effectiveness of the registrant's disclosure controls and procedures and presented in this report our conclusions about the effectiveness of the disclosure controls and procedures, as of the end of the period covered by this report based on such evaluation; and
  - d) Disclosed in this report any change in the registrant's internal control over financial reporting that occurred during the registrant's most recent fiscal quarter (the registrant's fourth fiscal quarter in the case of an annual report) that has materially affected, or is reasonably likely to materially affect, the registrant's internal control over financial reporting; and
5. The registrant's other certifying officers and I have disclosed, based on our most recent evaluation of internal control over financial reporting, to the registrant's auditors and the audit committee of registrant's board of directors (or persons performing the equivalent functions):
  - a) All significant deficiencies and material weaknesses in the design or operation of internal control over financial reporting which are reasonably likely to adversely affect the registrant's ability to record, process, summarize and report financial information; and
  - b) Any fraud, whether or not material, that involves management or other employees who have a significant role in the registrant's internal control over financial reporting.

March 28, 2014

/s/ Michael Nierenberg  
Michael Nierenberg  
Chief Executive Officer

---

---

**EXHIBIT 31.2**

**CERTIFICATION OF CHIEF FINANCIAL OFFICER**

I, Susan Givens, certify that:

1. I have reviewed this annual report on Form 10-K of New Residential Investment Corp.;
2. Based on my knowledge, this report does not contain any untrue statement of a material fact or omit to state a material fact necessary to make the statements made, in light of the circumstances under which such statements were made, not misleading with respect to the period covered by this report;
3. Based on my knowledge, the financial statements, and other financial information included in this report, fairly present in all material respects the financial condition, results of operations and cash flows of the registrant as of, and for, the periods presented in this report;
4. The registrant's other certifying officers and I are responsible for establishing and maintaining disclosure controls and procedures (as defined in Exchange Act Rules 13a-15(e) and 15d-15(e)) for the registrant and have:
  - a) Designed such disclosure controls and procedures, or caused such disclosure controls and procedures to be designed under our supervision, to ensure that material information relating to the registrant, including its consolidated subsidiaries, is made known to us by others within those entities, particularly during the period in which this report is being prepared;
  - b) Designed such internal control over financial reporting, or caused such internal control over financial reporting to be designed under our supervision, to provide reasonable assurance regarding the reliability of financial reporting and the preparation of financial statements for external purposes in accordance with generally accepted accounting principles;
  - c) Evaluated the effectiveness of the registrant's disclosure controls and procedures and presented in this report our conclusions about the effectiveness of the disclosure controls and procedures, as of the end of the period covered by this report based on such evaluation; and
  - d) Disclosed in this report any change in the registrant's internal control over financial reporting that occurred during the registrant's most recent fiscal quarter (the registrant's fourth fiscal quarter in the case of an annual report) that has materially affected, or is reasonably likely to materially affect, the registrant's internal control over financial reporting; and
5. The registrant's other certifying officers and I have disclosed, based on our most recent evaluation of internal control over financial reporting, to the registrant's auditors and the audit committee of registrant's board of directors (or persons performing the equivalent functions):
  - a) All significant deficiencies and material weaknesses in the design or operation of internal control over financial reporting which are reasonably likely to adversely affect the registrant's ability to record, process, summarize and report financial information; and
  - b) Any fraud, whether or not material, that involves management or other employees who have a significant role in the registrant's internal control over financial reporting.

March 28, 2014

/s/ Susan Givens  
\_\_\_\_\_  
Susan Givens  
Chief Financial Officer

---

---

**EXHIBIT 32.1**

**CERTIFICATION OF CEO PURSUANT TO  
18 U.S.C. SECTION 1350,  
AS ADOPTED PURSUANT TO  
SECTION 906 OF THE SARBANES-OXLEY ACT OF 2002**

In connection with the Annual Report on Form 10-K of New Residential Investment Corp. (the “Company”) for the annual period ended December 31, 2013 as filed with the Securities and Exchange Commission on the date hereof (the “Report”), Michael Nierenberg, as Chief Executive Officer of the Company, hereby certifies, pursuant to 18 U.S.C. Section 1350, as adopted pursuant to Section 906 of the Sarbanes-Oxley Act of 2002, that, to the best of his knowledge:

- (1) The Report fully complies with the requirements of Section 13(a) or 15(d) of the Securities Exchange Act of 1934; and
- (2) The information contained in the Report fairly presents, in all material respects, the financial condition and results of operations of the Company.

March 28, 2014

/s/ Michael Nierenberg

\_\_\_\_\_  
Michael Nierenberg  
Chief Executive Officer

This certification accompanies the Report pursuant to Section 906 of the Sarbanes-Oxley Act of 2002 and shall not, except to the extent required by the Sarbanes-Oxley Act of 2002, be deemed filed by the Company for purposes of Section 18 of the Securities Exchange Act of 1934, as amended.

A signed original of this written statement required by Section 906 of the Sarbanes-Oxley Act of 2002 has been provided to the Company and will be retained by the Company and furnished to the Securities and Exchange Commission or its staff upon request.

---

---

**EXHIBIT 32.2**

**CERTIFICATION OF CFO PURSUANT TO  
18 U.S.C. SECTION 1350,  
AS ADOPTED PURSUANT TO  
SECTION 906 OF THE SARBANES-OXLEY ACT OF 2002**

In connection with the Annual Report on Form 10-K of New Residential Investment Corp. (the "Company") for the annual period ended December 31, 2013 as filed with the Securities and Exchange Commission on the date hereof (the "Report"), Susan Givens, as Chief Financial Officer of the Company, hereby certifies, pursuant to 18 U.S.C. Section 1350, as adopted pursuant to Section 906 of the Sarbanes-Oxley Act of 2002, that, to the best of her knowledge:

- (1) The Report fully complies with the requirements of Section 13(a) or 15(d) of the Securities Exchange Act of 1934; and
- (2) The information contained in the Report fairly presents, in all material respects, the financial condition and results of operations of the Company.

March 28, 2014

/s/ Susan Givens

Susan Givens  
Chief Financial Officer

This certification accompanies the Report pursuant to Section 906 of the Sarbanes-Oxley Act of 2002 and shall not, except to the extent required by the Sarbanes-Oxley Act of 2002, be deemed filed by the Company for purposes of Section 18 of the Securities Exchange Act of 1934, as amended.

A signed original of this written statement required by Section 906 of the Sarbanes-Oxley Act of 2002 has been provided to the Company and will be retained by the Company and furnished to the Securities and Exchange Commission or its staff upon request.

**SpringCastle America, LLC**  
**SpringCastle Credit, LLC**  
**SpringCastle Finance, LLC**  
**SpringCastle Acquisition, LLC**

Consolidated and Combined Financial Statements  
December 31, 2013



## Contents

Report of Independent Registered Public Accounting Firm	1 - 2
Financial Statements	
Consolidated and combined balance sheet	3
Consolidated and combined statement of operations	4
Consolidated and combined statement of changes in members' equity	5
Consolidated and combined statement of cash flows	6
Notes to consolidated and combined financial statements	7 -17
Supplementary Information	
Combining balance sheet	18
Combining statement of operations	19



## **Report of Independent Registered Public Accounting Firm**

To the Board of Directors of Springleaf Acquisition Corporation and the members of SpringCastle Finance, LLC, SpringCastle Credit, LLC, SpringCastle America, LLC and SpringCastle Acquisition, LLC:

We have audited the accompanying consolidated and combined financial statements of SpringCastle Finance, LLC, SpringCastle Credit, LLC, SpringCastle America, LLC and SpringCastle Acquisition, LLC (collectively "the Company") which comprise the consolidated and combined balance sheet as of December 31, 2013, and the related consolidated and combined statements of operations, of changes in members' equity and of cash flows for the period from April 1, 2013 (date of inception) through December 31, 2013.

### ***Management's Responsibility for the Consolidated and Combined Financial Statements***

Management is responsible for the preparation and fair presentation of the consolidated and combined financial statements in accordance with accounting principles generally accepted in the United States of America; this includes the design, implementation, and maintenance of internal control relevant to the preparation and fair presentation of consolidated and combined financial statements that are free from material misstatement, whether due to fraud or error.

### ***Auditor's Responsibility***

Our responsibility is to express an opinion on the consolidated and combined financial statements based on our audit. We conducted our audit in accordance with auditing standards generally accepted in the United States of America and in accordance with the standards of the Public Company Accounting Oversight Board (United States). Those standards require that we plan and perform the audit to obtain reasonable assurance about whether the consolidated and combined financial statements are free from material misstatement.

An audit involves performing procedures to obtain audit evidence about the amounts and disclosures in the consolidated and combined financial statements. The procedures selected depend on our judgment, including the assessment of the risks of material misstatement of the consolidated and combined financial statements, whether due to fraud or error. In making those risk assessments, we consider internal control relevant to the Company's preparation and fair presentation of the consolidated and combined financial statements in order to design audit procedures that are appropriate in the circumstances, but not for the purpose of expressing an opinion on the effectiveness of the Company's internal control. Accordingly, we express no such opinion. An audit also includes evaluating the appropriateness of accounting policies used and the reasonableness of significant accounting estimates made by management, as well as evaluating the overall presentation of the consolidated and combined financial statements. We believe that the audit evidence we have obtained is sufficient and appropriate to provide a basis for our audit opinion.

*PricewaterhouseCoopers, LLP, One North Wacker Drive, Chicago, IL 60606  
T: (312) 298 2000, F: (312) 298 2001, [www.pwc.com/us](http://www.pwc.com/us)*



***Opinion***

In our opinion, the consolidated and combined financial statements referred to above present fairly, in all material respects, the financial position of SpringCastle Finance, LLC, SpringCastle Credit, LLC, SpringCastle America, LLC and SpringCastle Acquisition, LLC at December 31, 2013, and the results of their operations and cash flows for the period from April 1, 2013 (date of inception) through December 31, 2013 in accordance with accounting principles generally accepted in the United States of America.

***Other Matter***

Our audit was conducted for the purpose of forming an opinion on the consolidated and combined financial statements taken as a whole. The combining balance sheet and combining statement of operations (the "combining information") is presented for purposes of additional analysis and is not a required part of the consolidated and combined financial statements. The information is the responsibility of management and was derived from and relates directly to the underlying accounting and other records used to prepare the consolidated and combined financial statements. The combining information has been subjected to the auditing procedures applied in the audit of the consolidated and combined financial statements and certain additional procedures, including comparing and reconciling such information directly to the underlying accounting and other records used to prepare the consolidated and combined financial statements or to the consolidated and combined financial statements themselves and other additional procedures, in accordance with auditing standards generally accepted in the United States of America and in accordance with the standards of the Public Company Accounting Oversight Board (United States). In our opinion, the combining information is fairly stated, in all material respects, in relation to the consolidated and combined financial statements taken as a whole.

*Pricewaterhouse Coopers LLP*

March 26, 2014

**SpringCastle America, LLC**  
**SpringCastle Credit, LLC**  
**SpringCastle Finance, LLC**  
**SpringCastle Acquisition, LLC**

**Consolidated and Combined Balance Sheet**  
**December 31, 2013**  
**(dollars in thousands)**

<b>Assets</b>	
Cash and cash equivalents	\$ 3,045
Restricted cash	173,761
Net finance receivables, before allowance for finance receivable losses	2,573,634
Allowance for finance receivable losses	1,057
Net finance receivables, after allowance for finance receivable losses	2,572,577
Debt issuance costs, net	16,024
<b>Total assets</b>	<b><u>\$2,765,407</u></b>
<b>Liabilities and Members' Equity</b>	
Liabilities:	
Securitized debt - class A	\$1,657,033
Securitized debt - class B, at fair value	353,400
Accounts payable and accrued expenses	10,383
Due to related entities	22,329
<b>Total liabilities</b>	<b><u>2,043,145</u></b>
Members' equity:	
Members' equity contributions, net	440,689
Retained earnings	281,573
<b>Total members' equity</b>	<b><u>722,262</u></b>
<b>Total liabilities and members' equity</b>	<b><u>\$2,765,407</u></b>

See Notes to Consolidated and Combined Financial Statements.

SpringCastle America, LLC  
SpringCastle Credit, LLC  
SpringCastle Finance, LLC  
SpringCastle Acquisition, LLC

**Consolidated and Combined Statement of Operations**  
**For the Period from April 1, 2013 (Inception) through December 31, 2013**  
**(dollars in thousands)**

Interest income	\$339,307
Accretion of acquisition discount	141,749
<b>Total interest income</b>	<b>481,056</b>
Interest expense	71,639
<b>Net interest income</b>	<b>409,417</b>
Provision for finance receivable losses	60,619
<b>Net interest income after provision for finance receivable losses</b>	<b>348,798</b>
Other income	5,750
Operating expenses:	
Servicing expenses	63,965
Other expenses	9,010
<b>Net income</b>	<b><u>\$281,573</u></b>

See Notes to Consolidated and Combined Financial Statements.

**SpringCastle America, LLC  
SpringCastle Credit, LLC  
SpringCastle Finance, LLC  
SpringCastle Acquisition, LLC**

**Consolidated and Combined Statement of Changes in Members' Equity  
For the Period from April 1, 2013 (Inception) through December 31, 2013  
(dollars in thousands)**

	Members' Equity Contributions	Retained Earnings	Total Members' Equity
Balance, April 1, 2013	\$ —	\$ —	\$ —
Contributions from members	826,568	—	826,568
Net income	—	281,573	281,573
Return of capital	(385,879)	—	(385,879)
Balance, December 31, 2013	<u>\$ 440,689</u>	<u>\$281,573</u>	<u>\$ 722,262</u>

See Notes to Consolidated and Combined Financial Statements.

**SpringCastle America, LLC**  
**SpringCastle Credit, LLC**  
**SpringCastle Finance, LLC**  
**SpringCastle Acquisition, LLC**

**Consolidated and Combined Statement of Cash Flows**  
**For the Period from April 1, 2013 (Inception) through December 31, 2013**  
**(dollars in thousands)**

Cash flows from operating activities	
Net income	\$ 281,573
Adjustments to reconcile net income to net cash provided by operating activities:	
Provision for finance receivable losses	60,619
Amortization of debt issuance costs	10,110
Amortization of debt issuance discount	1,814
Fair value adjustment for securitized debt, class B	(5,534)
Accretion of acquisition discount	(141,749)
Change in assets and liabilities:	
Accrued interest receivable	(763)
Due to related entities	22,329
Accounts payable and accrued expenses	10,383
<b>Net cash provided by operating activities</b>	<b><u>238,782</u></b>
Cash flows from investing activities	
Cash paid for acquisition of finance receivables	(2,963,547)
Cash advanced on active revolving finance receivables	(83,161)
Principal collections on finance receivables	556,024
Change in restricted cash	(173,761)
<b>Net cash used in investing activities</b>	<b><u>(2,664,445)</u></b>
Cash flows from financing activities	
Proceeds from issuance of securitized debt, class A	2,200,000
Proceeds from issuance of securitized debt, class B	357,120
Payments on securitized debt, class A	(542,967)
Payment of debt issuance costs	(26,134)
Contributions from members	826,568
Return of capital to members	(385,879)
<b>Net cash provided by financing activities</b>	<b><u>2,428,708</u></b>
<b>Net increase in cash and cash equivalents</b>	<b>3,045</b>
Cash and cash equivalents	
Beginning	—
Ending	<b><u>\$ 3,045</u></b>
Supplemental Disclosures of Cash Flow Information	
Cash payments for interest	<b><u>\$ 53,296</u></b>

See Notes to Consolidated and Combined Financial Statements.

SpringCastle America, LLC  
SpringCastle Credit, LLC  
SpringCastle Finance, LLC  
SpringCastle Acquisition, LLC

**Notes to Consolidated and Combined Financial Statements (dollars in thousands)**

---

**Note 1. Nature of Business and Significant Accounting Policies**

**Nature of business:** SpringCastle America, LLC (SC America), SpringCastle Credit, LLC (SC Credit), and SpringCastle Finance, LLC (SC Finance), referred to collectively as the Company, are Delaware limited liability companies formed in March 2013 for the purpose of executing the loan portfolio acquisition described below and contracts for loan servicing. SC America purchased all loans considered to be nonperforming as of the date of acquisition. SC Credit purchased the performing closed-end loans and SC Finance acquired the performing loans with revolving privileges. Under the terms of the LLC agreements, the Company shall continue until dissolved.

On March 5, 2013, SpringCastle Acquisition LLC (SCA), a newly formed joint venture in which an indirect wholly-owned subsidiary, Springleaf Acquisition Corporation (SAC), and NRZ Consumer LLC (NRZ), previously an indirect subsidiary of Newcastle Investment Corp. (Newcastle), each held a 50% equity interest entered into a definitive agreement to purchase a portfolio of loans from HSBC Finance Corporation and certain of its affiliates (collectively HSBC). On April 1, 2013, BTO WillowHoldings, L.P. (Blackstone), an affiliate of Blackstone Tactical Opportunities Advisors LLC, acquired a 23% equity interest in SCA, which reduced the equity interests of SAC and NRZ to 47% and 30%, respectively. Contributions and distributions are made based on each members' relative interest in the Company.

A loan portfolio acquisition was completed on April 1, 2013 for a purchase price of \$3.0 billion, at which time the portfolio consisted of over 415,000 finance receivable accounts with a \$3.9 billion unpaid principal balance (Acquired Portfolio). The Acquired Portfolio included both unsecured loans and loans secured with subordinate residential real estate mortgages which are serviced as unsecured loans due to the fact that the liens are subordinated to superior ranking security interests and the Company's ability to realize any value on such liens in a liquidation situation is limited. The \$3.0 billion purchase price was funded with \$2.2 billion of debt and the remainder was funded with equity contributed from each of the joint venture members.

Immediately prior to the completion of the loan portfolio acquisition, SCA assigned its right to purchase the portfolio to SC America, SC Credit, and SC Finance, which in turn, immediately sold their respective portion of the portfolio to SpringCastle America Funding, LLC (SC America Funding), SpringCastle Credit Funding, LLC (SC Credit Funding), and SpringCastle Finance Funding, LLC (SC Finance Funding), each a Co-Issuer LLC, and collectively the "Co-Issuer LLCs" and a loan trustee in connection with the securitization of the loan portfolio on April 1, 2013. The Co-Issuer LLCs were formed for the purpose of executing the securitization of the Acquired Portfolio. The Co-Issuer LLCs are consolidated with their respective parent for purposes of presentation in the combined financial statements.

As of April 1, 2013, SpringCastle Holdings, LLC, a wholly-owned subsidiary of SAC, certain affiliates of Newcastle (Newcastle Affiliates) and Blackstone held a 47%, 30%, and 23% respective equity interest, in SC America, SC Credit, and SC Finance individually. On May 15, 2013, Newcastle distributed to its stockholders its investment in the Newcastle Affiliates, which still retain their equity interest in SC America, SC Credit, and SC Finance. SC America holds a 100% equity interest in SC America Funding, SC Credit holds a 100% equity interest in SC Credit Funding, and SC Finance holds a 100% equity interest in SC Finance Funding.

On April 1, 2013, Springleaf Finance, Inc. (SFI or Springleaf) entered into a servicing agreement with the Co-Issuer LLCs whereby SFI agreed to service the loans in the Acquired Portfolio effective on the servicing transfer date, which was September 1, 2013. Prior to the servicing transfer date, HSBC continued to service the Acquired Portfolio and perform collection services pursuant to an interim servicing agreement.



SpringCastle America, LLC  
SpringCastle Credit, LLC  
SpringCastle Finance, LLC  
SpringCastle Acquisition, LLC

**Notes to Consolidated and Combined Financial Statements (dollars in thousands)**

---

**Note 1. Nature of Business and Significant Accounting Policies (Continued)**

**Basis of presentation:** The combined financial statements were prepared using generally accepted accounting principles in the United States of America (US GAAP). The accompanying combined financial statements include the consolidated financial statements of SC Finance, SC Credit, SC America, and SCA. All significant intercompany accounts and transactions have been eliminated upon consolidation of SC Finance, SC Credit, and SC America. SCA was formed for the purpose of facilitating cash management functions among SC Finance, SC Credit, and SC America. All significant intercompany accounts and transactions between SCA and the Company have been eliminated.

**Use of estimates:** The preparation of financial statements in conformity with accounting principles generally accepted in the United States of America requires management to make estimates based upon assumptions at the balance sheet date, which could change materially, that affect the reported amounts of assets and liabilities and disclosure of contingent assets and liabilities at the date of the financial statements and the reported amounts of revenue and expenses during the reporting period. Actual results could differ from those estimates.

Significant estimates have been made by management with respect to the collectability of estimated future cash flows on portfolios (pools) of purchased credit impaired finance receivables. Management reviews the estimate of future collections and it is possible that its assessment of collectability may change based on actual results and other factors. Significant estimates have also been made by management with respect to the original segregation of loan pools, the initial fair value estimates of these pools, and the allowance for loan losses recorded on portfolios (pools) of purchased performing finance receivables. Actual results could differ from these estimates making it reasonably possible that a change in these estimates could occur.

**Cash and cash equivalents, including restricted cash:** Cash and cash equivalents include cash and short term investments with original maturities of three months or less.

Restricted cash represents funds collected from finance receivables that are restricted under the indenture for the Company's securitized debt. A portion is restricted for the purpose of reducing the securitized debt balance based on the terms of the indenture.

The Company's cash and restricted cash is deposited in financial institutions and management does not believe it is exposed to any significant credit risk on deposits. The Company has not experienced any losses in such accounts.

**Finance receivables:** At the time of purchase, the Acquired Portfolio was segregated into seven static accounting pools based on loan type, delinquency status at acquisition and other loan characteristics. Four of the seven accounting pools are composed of finance receivables that were deemed to be performing at the date of acquisition. These pools are referred to as the Performing Finance Receivables. Three of the seven accounting pools were composed of finance receivables that were deemed to be credit impaired at the date of acquisition. These pools are referred to as the Credit Impaired Finance Receivables.

**Performing finance receivables and revenue recognition:** The Performing Finance Receivables consist of two pools of accounts with revolving draw privileges and two pools of closed-end loans. The revolver pools consist of loans with an unpaid principal balance of \$2.1 billion at acquisition with an allocated purchase price of \$1.8 billion. The discount between the allocated cost of these pools and the

SpringCastle America, LLC  
SpringCastle Credit, LLC  
SpringCastle Finance, LLC  
SpringCastle Acquisition, LLC

**Notes to Consolidated and Combined Financial Statements (dollars in thousands)**

---

**Note 1. Nature of Business and Significant Accounting Policies (Continued)**

associated contractual receivable balance of the accounts is accreted into income on a straight-line basis over a period of 120 months. The closed-end pools consist of loans with an unpaid principal balance of \$603 million at acquisition with an allocated purchase price of \$423 million. The discount between the allocated cost of these pools and the associated contractual receivable balance is accreted into income on the interest method over the expected term of the receivables.

The Company accounts for its investment in the Performing Finance Receivables using the interest method in accordance with accounting principles generally accepted in the United States of America. Accrual of interest income on these finance receivables is suspended when the account is 90 days contractually past due with all previously accrued interest reversed. The accrual of interest income is not resumed until the account is less than 90 days contractually delinquent, at which time management considers collectability to be probable. Accrued interest receivable is included as a component of net finance receivables on the combined balance sheet.

**Credit impaired finance receivables and revenue recognition:** The Credit Impaired Finance Receivables consist of three pools which are deemed to be credit impaired due to the fact that the receivables were greater than 60 days contractually delinquent on the acquisition date or the accounts had been modified prior to acquisition. The Credit Impaired Finance Receivables consist of loans with an unpaid principal balance of \$1.2 billion at acquisition with an allocated purchase price of \$749 million. Each pool of Credit Impaired Finance Receivables is recorded at its allocated purchase price which approximates fair value.

The Company accounts for its investment in the Credit Impaired Finance Receivables using the accrual method under the guidance of Accounting Standards Codification (ASC) 310-30, *Loans and Debt Securities Acquired with Deteriorated Credit Quality*.

Accrual accounting for each credit impaired pool is measured as a unit for the economic life of the static pool (similar to one loan) for recognition of income on finance receivables, collections applied to principal on finance receivables, and provision for loss on impairment. The effective interest rate for each Credit Impaired Pool is estimated based on the estimated monthly collections over the estimated economic life of each pool, based on the Company's collection experience. Income on finance receivables is accrued monthly based on each Credit Impaired Pool's effective interest rate applied to each static pool's monthly opening carrying value.

The Company initially freezes the expected yield estimated when the Credit Impaired Finance Receivables are purchased as the basis for subsequent impairment testing. Significant increases in actual, or expected future cash flows may be recognized prospectively through an upward adjustment of the expected yield over a portfolio's remaining life. Any increase to the expected yield then becomes the new benchmark for impairment testing. If the collection estimates are not received or projected to be received, an allowance is established to maintain the then current expected yield using estimates of remaining expected cash flows.

Income on finance receivables is accrued monthly based on each credit impaired pool's effective yield. Quarterly cash flows greater than the interest accrual will reduce the carrying value of the static pool. Likewise, cash flows that are less than the interest accrual will accrete the carrying balance. The effective yield is estimated and periodically recalculated based on the timing and amount of expected cash flows using Company's collection models. A pool can become fully amortized (zero carrying balance

SpringCastle America, LLC  
SpringCastle Credit, LLC  
SpringCastle Finance, LLC  
SpringCastle Acquisition, LLC

**Notes to Consolidated and Combined Financial Statements (dollars in thousands)**

---

**Note 1. Nature of Business and Significant Accounting Policies (Continued)**

the on the balance sheet) while still generating cash collections. In this case, all cash collections are recognized as revenue when received and are presented as a component of interest income on the combined statement of operations.

**Provision for finance receivable losses:** Provision for finance receivable losses on the Performing Finance Receivables are charged to income in amounts sufficient to maintain an allowance for finance receivable losses at an adequate level to cover probable credit losses incurred in finance receivables. The allowance is calculated based on historical loss rates. Loan loss experience, contractual delinquency of finance receivables, current economic conditions that may affect the borrower's ability to pay and management's judgment are factors used in assessing the overall adequacy of the allowance and resulting provision for finance receivable losses. While management uses the best information available to make its evaluation, future adjustments to the allowance may be necessary if there are significant changes impacting loan performance.

The Company establishes allowances for all applicable credit impaired finance receivable pools to reflect only those losses incurred after acquisition. Allowances are established only subsequent to acquisition of the accounts.

The Company's charge-off policy requires that balances on all accounts be charged off when the specific account is 181 or more days past due on a contractual basis. The loans may be charged off earlier or later based on management review.

**Debt issuance costs, net:** The Company capitalizes costs related to the issuance of debt. The costs are amortized using the effective interest method over the term of the related debt. Costs are presented net of accumulated amortization on the combined balance sheet. Amortization of these costs are included as a component of interest expense on the combined income statement.

**Debt issuance discount:** The issuance discount on the Company's securitized debt is amortized using the effective interest method over the expected term of the related debt, updated for changes in expected cash flows. Amortization is included as a component of interest expense on the combined income statement.

**Class B Notes:** The Company determined that the Class B Notes are a financial instrument that contains a derivative instrument that is "embedded" in the financial instrument. The Company has elected to measure the Class B Notes, as the host contract, at fair value, with changes in fair value reported in current earnings. This election was made in lieu of bifurcating and separately reporting the fair value of the embedded derivative financial instrument.

The Company has elected to separate the interest expense from the full change in fair value of the Class B Notes and present that amount in interest expense. The remainder of the change in fair value is presented in a separate line item in the income statement as other income.

**Servicing expenses:** The Company does not service any of the Acquired Portfolio, therefore the Company incurs costs from other entities for the servicing of the acquired receivables. HSBC serviced the loan portfolio as an interim servicer from the acquisition date through September 1, 2013. Thereafter, the loan portfolio is being serviced by SFI, a related party.

**SpringCastle America, LLC**  
**SpringCastle Credit, LLC**  
**SpringCastle Finance, LLC**  
**SpringCastle Acquisition, LLC**

**Notes to Consolidated and Combined Financial Statements (dollars in thousands)**

---

**Note 1. Nature of Business and Significant Accounting Policies (Continued)**

**Income taxes:** SC America, SC Credit, SC Finance, and SCA are all limited liability companies; therefore, each entity's members account for each entity's items of income, deduction and losses on their corporate tax returns. In accordance with the generally accepted method of presenting financial statements for limited liability companies, the combined financial statements do not include the assets and liabilities of the members, including the obligation for income taxes on the members' distributive share of the net income of the Company or the members' rights to refunds on its net loss, nor any provision for income tax expense or an income tax refund.

**Subsequent events:** The Company has evaluated its subsequent events (events occurring after December 31, 2013) through March 26, 2014, which represents the date the financial statements were available to be issued.

**Note 2. Finance Receivables**

Finance receivables at December 31, 2013 consisted of the following:

Gross finance receivables, Performing Finance Receivables	\$2,335,659
Unamortized acquisition discount on Performing Finance Receivables	<u>(379,893)</u>
<b>Performing finance receivables, before allowance for finance receivable losses</b>	<b>1,955,766</b>
Gross Credit Impaired Finance Receivables	597,238
Accrued interest receivable	<u>20,630</u>
<b>Finance receivables, before allowance for finance receivable losses</b>	<b>\$2,573,634</b>
Allowance for finance receivable losses	<u>1,057</u>
<b>Net finance receivables</b>	<b><u>\$2,572,577</u></b>

Unused lines of credit on the portfolio loans secured with subordinated residential real estate mortgages can be suspended at any time or at the Company's discretion if one of the following occurs: the value of the real estate declines significantly below the property's initial appraised value; management believes the borrower will be unable to fulfill the repayment obligations because of a material changes in the borrower's financial circumstances; or any other default by the borrower of any material obligation under the agreement. Unused lines of credit on home equity lines of credit secured with subordinated residential real estate mortgages can be terminated for delinquency. Unused lines of credit on unsecured loans can be terminated at management's discretion. Unused credit lines extended to customers by the Company totaled \$366 million at December 31, 2013.

For the Credit Impaired Pools in the Acquired Portfolio accounted for under ASC 310-30, the expected cash flows reflect anticipated prepayments, determined on a pool basis based on the anticipated collection plan of these loans. The expected prepayments used to determine the accretable yield are consistent between the cash flows expected to be collected and projections of contractual cash flows so as not to affect the nonaccretable difference. For the Performing Pools in the Acquired Portfolio accounted for under ASC 310-20, prepayments result in the recognition of the accretable balance as current period yield. Changes in prepayment assumptions may change the amount of interest income and principal expected to be collected. The amount of accretion earned on performing finance receivables was \$56.3 million.

SpringCastle America, LLC  
SpringCastle Credit, LLC  
SpringCastle Finance, LLC  
SpringCastle Acquisition, LLC

Notes to Consolidated and Combined Financial Statements (dollars in thousands)

**Note 2. Finance Receivables (Continued)**

The below summarizes the Credit Impaired Pools that were part of the Acquired Portfolio:

Contractually required principal and interest at acquisition	\$1,858,408
Contractual cash flows not expected to be collected (nonaccretable discount)	<u>671,954</u>
Expected cash flows at acquisition	1,186,454
Interest component of expected cash flows (accretable discount)	<u>437,604</u>
Fair value of acquired finance receivables	<u>\$ 748,850</u>

Accretable discount represents the amount of income the Company can expect to generate over the remaining life of its Credit Impaired Pools based on estimated future cash flows as of December 31, 2013. Changes in accretable discount for the period ended December 31, 2013 were as follows:

Balance, beginning	\$ —
Additions	437,604
Reclassification from nonaccretable difference	73,987
Accretion	<u>(85,497)</u>
Balance, ending	<u>\$426,094</u>

**Note 3. Allowance for Finance Receivable Losses and Credit Quality Information**

Changes in the allowance for finance receivable losses recorded on the Performing Pools for the period ended December 31, 2013 were as follows:

Beginning balance, allowance for finance receivable losses	\$ —
Provision for finance receivable losses	60,619
Charge-offs	(65,532)
Recoveries	<u>5,970</u>
Ending balance, allowance for finance receivable losses	<u>\$ 1,057</u>
Finance receivables, before allowance for finance receivable losses:	
Evaluated collectively for impairment	\$1,976,396
Purchased credit impaired receivables	<u>597,238</u>
	<u>\$2,573,634</u>

Allowance for finance receivable losses as a percent of finance receivables evaluated collectively for impairment, before allowance for finance receivable losses 0.1%

ASC 310-30 requires that the Company continue to estimate cash flows expected to be collected over the life of each pool of credit impaired loans. Upon subsequent evaluation, if it is probable that the Company will be unable to collect all cash flows expected at acquisition plus additional cash flows expected to be collected arising from changes in estimate after acquisition, the pool is evaluated for impairment. In any given period, the Company may be required to record valuation allowances due to pools of receivables underperforming expectations. Factors that may contribute to the recording of valuation allowances may include both internal as well as external factors. As of December 31, 2013 the Company has not recorded any valuation allowance on the Credit Impaired Pools.

**SpringCastle America, LLC**  
**SpringCastle Credit, LLC**  
**SpringCastle Finance, LLC**  
**SpringCastle Acquisition, LLC**

**Notes to Consolidated and Combined Financial Statements (dollars in thousands)**

---

**Note 3. Allowance for Loan Losses and Credit Quality Information (Continued)**

The Company considers the contractual delinquency status and nonperforming status of the finance receivable as the primary credit quality indicators. The Company monitors delinquency trends to manage exposure to credit risk. The Company considers finance receivables 60 days or more past due as delinquent.

The following is a summary of finance receivables by days delinquent:

Net finance receivables, before allowance for finance receivables:	Balance	Percent
60-89 days past due	\$ 63,975	2.5%
90-119 days past due	50,760	2.0%
120-149 days past due	35,620	1.4%
150-179 days past due	28,374	1.1%
180 days or more past due	5,880	0.2%
Total delinquent finance receivables	\$ 184,609	7.2%
Current	2,284,221	88.7%
30-59 days past due	104,804	4.1%
Total	<u>\$2,573,634</u>	<u>100.0%</u>

**Nonperforming Finance Receivables:** We also monitor finance receivable performance trends to evaluate the potential risk of future credit losses. At 90 days or more past due, we consider our finance receivables to be nonperforming. Once the finance receivables are considered as nonperforming, we consider them to be at increased risk for credit loss.

Our net finance receivables by performing and nonperforming were as follows:

Performing	\$2,453,000
Nonperforming	120,634
Total	<u>\$2,573,634</u>

**SpringCastle America, LLC**  
**SpringCastle Credit, LLC**  
**SpringCastle Finance, LLC**  
**SpringCastle Acquisition, LLC**

**Notes to Consolidated and Combined Financial Statements (dollars in thousands)**

---

**Note 3. Allowance for Loan Losses and Credit Quality Information (Continued)**

**Geographic Diversification:** Geographic diversification of finance receivables reduces the concentration of credit risk associated with economic stresses in any one region. However, the unemployment and housing market stresses in the U.S. have been national in scope and not limited to a particular region. The largest concentrations of net finance receivables were as follows:

December 31, 2013	Amount	Percent
North Carolina	\$ 267,309	10.39%
Pennsylvania	183,088	7.11%
Ohio	169,655	6.59%
New York	168,186	6.53%
Florida	153,326	5.96%
California	114,792	4.46%
Indiana	112,232	4.36%
Michigan	106,513	4.14%
Illinois	99,443	3.86%
Tennessee	86,941	3.38%
Other	1,112,149	43.21%
Total	<u>\$2,573,634</u>	<u>100.00%</u>

**Note 4. Pledged Assets and Debt**

In connection with the acquisition of the Acquired Portfolio, on April 1, 2013, the Co-Issuer LLCs sold, in a private securitization transaction, \$2.2 billion of Class A notes backed by the acquired loans. The Class A Notes were acquired by initial purchasers for \$2.2 billion less a \$10.0 million advance reserve requirement. The stated maturity date on the Class A Notes is April 2021. Interest accrues on the Class A notes at 3.75%.

The Co-Issuer LLCs initially retained subordinated Class B Notes with a principal balance of \$372 million at acquisition. During September 2013, the Co-Issuer LLCs sold the previously retained Class B Notes for \$357.1 million. At December 31, 2013 the principal balance of \$372 million remains outstanding. The fair value of the Class B Notes was \$353.4 million as of December 31, 2013. The stated maturity date on the Class B Notes is December 2024. Interest accrues on the Class B notes at 4.00%. The proceeds from the issuance of the Class B Notes were distributed to the Company's members as a return of capital based on each member's initial equity contribution.

The Acquired Portfolio is pledged as collateral for the securitized debt. Both the Class A and Class B Notes (collectively the Securitized Debt) are expected to become due and to be paid prior to the stated maturity dates based on the estimated amortization of the finance receivables pledged.

The terms of the agreements related to the issuance of the Securitized Debt requires certain funds be held in restricted cash accounts to provide additional collateral for the borrowings or to be applied to make payments on the debt. The agreements require a minimum of \$10 million to provide this extra collateral. The Company records this amount as restricted cash on the combined balance sheet. In addition, collections in the amount of approximately \$163.8 million which are restricted for purpose of servicing the debt are also presented as restricted cash on the combined balance sheet.

SpringCastle America, LLC  
SpringCastle Credit, LLC  
SpringCastle Finance, LLC  
SpringCastle Acquisition, LLC

**Notes to Consolidated and Combined Financial Statements (dollars in thousands)**

---

**Note 4. Pledged Assets and Debt (Continued)**

The Co-Issuer LLCs may, at their option, redeem and retire the Securitized Debt on or after the payment date occurring in May 2014. The redemption price for any redemption occurring between May 2014 and December 2014 is 101% of the Class A note balance and 100% of the Class B note balance plus accrued and unpaid interest and fees. The redemption price for any redemption occurring subsequent to December 2014 is 100% of the Class A note balance and 100% of the Class B note balance plus accrued and unpaid interest and fees.

Additionally, at any time after the principal balance of the Securitized Debt is reduced to 20% or less of the balance at issuance, SFI may purchase the finance receivables pledged as collateral for a purchase price equal to the outstanding principal balance plus accrued and unpaid interest, the amount of any deposit held in restricted cash accounts, and any expenses, indemnification amounts or other reimbursements owed the securitization trustee.

**Note 5. Related Party Transactions**

On April 1, 2013, SFI entered into a servicing agreement with the Company and the loan trustee whereby SFI agreed to service the loans in the portfolio on the servicing transfer date, September, 2013. The amount of servicing fees for the period from September 1, 2013 to December 31, 2013 were \$31.2 million.

At December 31, 2013, the Company recorded a payable in the amount of approximately \$22.3 million due to related entities. These amounts are the result of servicing of the Company's loan receivable portfolio performed by these related entities.

**Note 6. Fair Value Measurements**

ASC 820 established a fair value hierarchy for valuation inputs that gives the highest priority to quoted prices in active markets for identical assets or liabilities and the lowest priority to unobservable inputs. Fair value measurements are determined based on the assumptions that market participants would use in pricing an asset or liability.

The fair value hierarchy is as follows:

- Level 1:** Inputs are unadjusted quoted prices in active markets for identical assets or liabilities that the reporting entity has the ability to access at the measurement date.
- Level 2:** Inputs other than quoted prices in Level 1 that are observable for the asset or liability, either directly or indirectly. These might include quoted prices for similar assets or liabilities in active markets, quoted prices for identical or similar assets or liabilities in markets that are not active, inputs other than quoted prices that are observable for the asset or liability (such as interest rates, discount values, volatilities, prepayment speeds, credit risks, etc.), or inputs that are derived principally from or corroborated by market data correlation or other means.
- Level 3:** Financial assets and liabilities whose values are based on prices or valuation techniques that require inputs that are both unobservable and significant to the overall fair value measurement. These inputs would reflect an entity's own determination about the assumptions that market participants would use in pricing the assets or liabilities.



**SpringCastle America, LLC**  
**SpringCastle Credit, LLC**  
**SpringCastle Finance, LLC**  
**SpringCastle Acquisition, LLC**

**Notes to Consolidated and Combined Financial Statements (dollars in thousands)**

---

**Note 6. Fair Value Measurements (Continued)**

In determining fair value, the Company uses various valuation approaches within the ASC 820 fair value measurement framework. Following is a description of the valuation methodologies used for instruments measured at fair value:

**Cash and cash equivalents:** The carrying amount reported on the Company's combined balance sheet generally approximate fair value. The fair values of cash and cash equivalents are measured using Level 1 inputs.

**Restricted cash:** The carrying amount reported on the Company's combined balance sheet generally approximates fair value. The fair value of restricted cash is measured using Level 1 inputs.

**Finance receivables:** The fair value of finance receivables is measured using Level 3 inputs. The fair value of net finance receivables, less the allowance for finance receivable losses, both non-impaired and purchased credit impaired, were determined using discounted cash flow methodologies. The application of these methodologies required management to make certain judgments and estimates based on their perception of market participant views related to the economic and competitive environment, the characteristics of the finance receivables, and other similar factors. The most significant judgments and estimates relate to prepayment speeds, default rates, loss severity, and discount rates. The degree of judgment and estimation applied was significant in light of the current capital markets and, more broadly, economic environments. Therefore, the fair value of the finance receivables could not be determined with precision and may not be realized in an actual sale. Additionally, there may be inherent weaknesses in the valuation methodologies employed, and changes in the underlying assumptions used could significantly affect the results of current or future values.

**Securitized debt:** The fair value of securitized debt is estimated using Level 3 inputs based on the market yield on trades of comparable debt at the end of the reporting period. The most significant judgments and estimates relate to yield, which is impacted by the interest rate and credit sensitivities of the underlying collateral pool. Management obtained a broker quote as best representation of estimated fair value.

The estimated fair values of the Company's financial instruments at December 31, 2013 were as follows:

	Estimated Fair Value	Carrying Amount
<b>Financial assets:</b>		
Cash and cash equivalents	\$ 3,045	\$ 3,045
Restricted cash	173,761	173,761
Finance receivables, net	2,544,773	2,572,577
<b>Financial Liabilities:</b>		
Securitized debt - A	1,661,177	1,657,033
Securitized debt - B	353,400	353,400

**SpringCastle America, LLC**  
**SpringCastle Credit, LLC**  
**SpringCastle Finance, LLC**  
**SpringCastle Acquisition, LLC**

**Notes to Consolidated and Combined Financial Statements (dollars in thousands)**

---

**Note 6. Fair Value Measurements (Continued)**

The following table presents information about assets and liabilities measured at fair value on a recurring basis and indicates the fair value hierarchy based on the level of inputs utilized to determine the fair value:

	Fair Value at December 31, 2013				Changes in Fair Value for the Period April 1, 2013 through December 31, 2013
	Total	Level 1	Level 2	Level 3	
Restricted cash in mutual funds	\$169,064	\$169,064	\$ —	\$ —	\$ —
Securitized debt - Class B Notes	353,400	—	—	353,400	5,534

The change in liabilities measured at fair value on a recurring basis using Level 3 inputs is summarized as follows:

	Securitized Debt, Class B Notes
Balance, beginning	\$ —
Issuance of Class B Notes	357,120
Transfers into Level 3	—
Transfers out of Level 3	—
Amortization of issuance discount included in interest expense	1,814
Unrealized gain included in other income	(5,534)
Balance, December 31, 2013	<u>\$ 353,400</u>

SpringCastle America, LLC  
SpringCastle Credit, LLC  
SpringCastle Finance, LLC  
SpringCastle Acquisition, LLC

Supplementary Information  
Combining Balance Sheet  
December 31, 2013  
(dollars in thousands)

	SpringCastle America, LLC	SpringCastle Credit, LLC	SpringCastle Finance, LLC	SpringCastle Acquisition, LLC	Eliminations	Combined
<b>Assets</b>						
Cash and cash equivalents	\$ —	\$ —	\$ —	\$ 3,045	\$ —	\$ 3,045
Restricted cash	—	—	10,000	163,761	—	173,761
Net finance receivables, before allowance for finance receivable losses	8,781	956,297	1,608,556	—	—	2,573,634
Allowance for finance receivable losses	—	1,057	—	—	—	1,057
Net finance receivables, after allowance for finance receivable losses	8,781	955,240	1,608,556	—	—	2,572,577
Debt issuance costs, net	145	6,441	9,438	—	—	16,024
Intercompany receivable	17,642	130,334	17,135	(166,806)	1,695	—
<b>Total assets</b>	<u>\$ 26,568</u>	<u>\$1,092,015</u>	<u>\$1,645,129</u>	<u>\$ —</u>	<u>\$ 1,695</u>	<u>\$2,765,407</u>
<b>Liabilities and Members' equity</b>						
Liabilities						
Securitized debt - class A	\$ 16,556	\$ 674,074	\$ 966,403	\$ —	\$ —	\$1,657,033
Securitized debt - class B, at fair value	2,120	136,412	214,868	—	—	353,400
Accounts payable and accrued expenses	113	4,051	6,219	—	—	10,383
Due to related entities	2,492	7,396	10,746	—	1,695	22,329
Total liabilities	21,281	821,933	1,198,236	—	1,695	2,043,145
Members' equity:						
Members' equity contributions, net	2,643	170,110	267,936	—	—	440,689
Retained earnings	2,644	99,972	178,957	—	—	281,573
<b>Total members' equity</b>	<u>5,287</u>	<u>270,082</u>	<u>446,893</u>	<u>—</u>	<u>—</u>	<u>722,262</u>
<b>Total liabilities and members' equity</b>	<u>\$ 26,568</u>	<u>\$1,092,015</u>	<u>\$1,645,129</u>	<u>\$ —</u>	<u>\$ 1,695</u>	<u>\$2,765,407</u>

SpringCastle Acquisition, LLC

**Supplementary Information**  
**Combining Statement of Operations**  
**For the Period Ending December 31, 2013**  
(dollars in thousands)

	SpringCastle America, LLC	SpringCastle Credit, LLC	SpringCastle Finance, LLC	SpringCastle Acquisition, LLC	Eliminations	Combined
Interest income	\$ 110	\$ 48,870	\$ 290,327	\$ —	\$ —	\$339,307
Accretion of acquisition discount	8,008	113,787	19,954	—	—	141,749
<b>Total interest income</b>	<b>8,118</b>	<b>162,657</b>	<b>310,281</b>	<b>—</b>	<b>—</b>	<b>481,056</b>
Interest expense	616	27,988	43,035	—	—	71,639
<b>Net interest income</b>	<b>7,502</b>	<b>134,669</b>	<b>267,246</b>	<b>—</b>	<b>—</b>	<b>409,417</b>
Provision for finance receivable losses	—	9,422	51,197	—	—	60,619
<b>Net interest income after provision for finance receivable losses</b>	<b>7,502</b>	<b>125,247</b>	<b>216,049</b>	<b>—</b>	<b>—</b>	<b>348,798</b>
Other income	216	2,218	3,316	—	—	5,750
Operating expenses:						
Servicing expenses	1,083	25,609	37,273	—	—	63,965
Other expenses	3,991	1,884	3,135	—	—	9,010
<b>Net income</b>	<b>\$ 2,644</b>	<b>\$ 99,972</b>	<b>\$ 178,957</b>	<b>\$ —</b>	<b>\$ —</b>	<b>\$281,573</b>

# CORPORATE INFORMATION



## BOARD OF DIRECTORS

**Wesley R. Edens**  
Chairman of the Board

**Kevin J. Finnerty**  
Board Member <sup>[1,2,3]</sup>

**Douglas L. Jacobs**  
Board Member <sup>[1,3]</sup>

**David Saltzman**  
Board Member <sup>[2]</sup>

**Alan L. Tyson**  
Board Member <sup>[1,2,3]</sup>

**Michael Nierenberg**  
Board Member

[1] Audit Committee member

[2] Compensation Committee member

[3] Nominating and Corporate Governance Committee member

## CORPORATE OFFICERS

**Michael Nierenberg**  
Chief Executive Officer & President

**Susan Givens**  
Chief Financial Officer

**Jonathan Brown**  
Principal Accounting Officer

**Cameron MacDougall**  
Secretary

## CORPORATE HEADQUARTERS

New Residential Investment Corp.  
c/o Fortress Investment Group LLC  
1345 Avenue of the Americas, 46th Floor  
New York, NY 10105  
[www.newresi.com](http://www.newresi.com)

## INDEPENDENT REGISTERED PUBLIC ACCOUNTING FIRM

Ernst & Young LLP  
Five Times Square  
New York, NY 10036-6530

## SHAREHOLDER SERVICES, TRANSFER AGENT AND REGISTRAR

American Stock Transfer & Trust Company  
6201 15th Avenue  
Brooklyn, NY 11219  
(800) 937-5449

## STOCK EXCHANGE LISTING

New Residential Investment Corp.  
is listed on the New York Stock Exchange [NYSE:NRZ]

## INVESTOR INFORMATION SERVICES

New Residential Investment Corp.  
c/o Fortress Investment Group LLC  
1345 Avenue of the Americas, 46th Floor  
New York, NY 10105  
Tel: (212) 479-3150  
Email: [ir@newresi.com](mailto:ir@newresi.com)



# NEW RESIDENTIAL

INVESTMENT CORP.

1345 Avenue of the Americas  
46th Floor  
New York, NY 10105  
[212] 479-3150  
[ir@newresi.com](mailto:ir@newresi.com)

