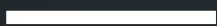


Annual Report 2022



Forward Looking Statements and Risk Factors:

About Silex Systems Limited

(ASX: SLX) (OTCQX: SILXY)

Silex Systems Limited ABN 69 003 372 067 (Silex) is a technology commercialisation company whose primary asset is the SILEX laser enrichment technology, originally developed at the Company's technology facility in Sydney, Australia. The SILEX technology has been under development for uranium enrichment jointly with US-based exclusive licensee Global Laser Enrichment LLC (GLE) for a number of years. Success of the SILEX uranium enrichment technology development program and the proposed Paducah commercial project remain subject to a number of factors including the satisfactory completion of the engineering scale-up program and nuclear fuel market conditions and therefore remains subject to associated risks.

Silex is also at various stages of development of additional commercial applications of the SILEX technology, including the production of 'Zero-Spin Silicon' for the emerging technology of silicon-based quantum computing. The 'Zero-Spin Silicon' project remains dependent on the outcomes of the project and the viability of silicon quantum computing and is therefore subject to various risks. The commercial future of the SILEX technology is therefore uncertain and any plans for commercial deployment are speculative.

Additionally, Silex has an interest in a unique semiconductor technology known as 'cREO®' through its 100% ownership of subsidiary Translucent Inc. The cREO® technology developed by Translucent has been acquired by IQE Plc based in the UK. IQE has paused the development of the cREO® technology until a commercial opportunity arises. The future of IQE's development program for cREO® is uncertain and remains subject to various technology and market risks.

Forward Looking Statements

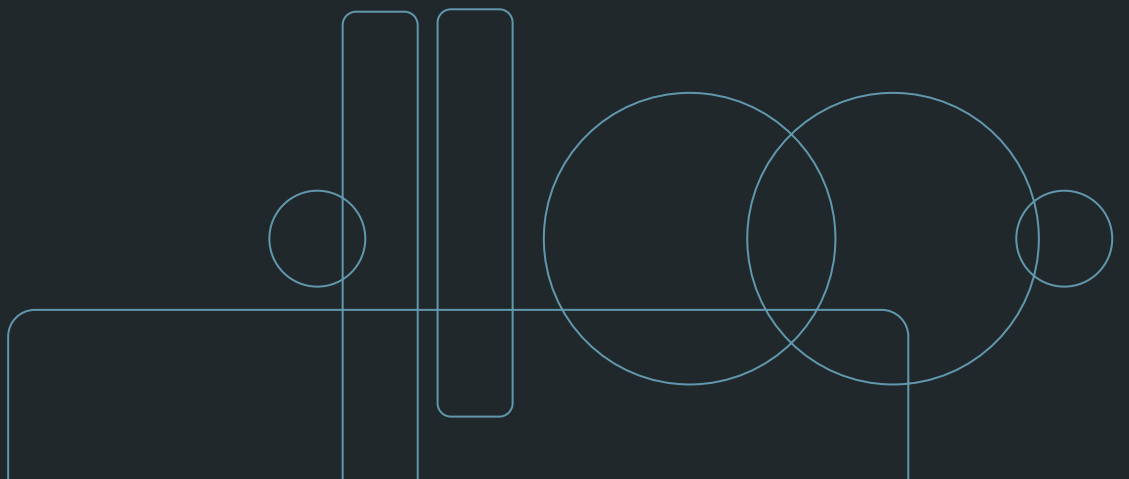
The commercial potential of these technologies is currently unknown. Accordingly, no guarantees as to the future performance of these technologies can be made. The nature of the statements in this Report regarding the future of the SILEX technology as applied to uranium enrichment and Zero-Spin Silicon production, the cREO® technology and any associated commercial prospects are forward-looking and are subject to a number of variables, including but not limited to, unknown risks, contingencies and assumptions which may be beyond the control of Silex, its directors and management. You should not place reliance on any forward-looking statements as actual results could be materially different from those expressed or implied by such forward looking statements as a result of various risk factors. Further, the forward-looking statements contained in this Report involve subjective judgement and analysis and are subject to change due to management's analysis of Silex's business, changes in industry trends, government policies and any new or unforeseen circumstances. The Company's management believes that there are reasonable grounds to make such statements as at the date of this Report. Silex does not intend, and is not obligated, to update the forward-looking statements except to the extent required by law or the ASX Listing Rules.

Risk Factors

Risk factors that could affect future results and commercial prospects of Silex include, but are not limited to: ongoing economic and social uncertainty, including in relation to the impacts of the COVID-19 pandemic; geopolitical risks, in particular relating to Russia's invasion of Ukraine and tensions between China and Taiwan which may impact global supply chains; uncertainties related to the effects of climate change and mitigation efforts; the results of the SILEX uranium enrichment engineering development program; the market demand for natural uranium and enriched uranium; the outcome of the project for the production of 'Zero-Spin Silicon' for the emerging technology of silicon-based quantum computing; the potential development of, or competition from alternative technologies; the potential for third party claims against the Company's ownership of Intellectual Property; the potential impact of prevailing laws or government regulations or policies in the USA, Australia or elsewhere; results from IQE's commercialisation program and the market demand for cREO® products; actions taken by the Company's commercialisation partners and other stakeholders that could adversely affect the technology development programs and commercialisation strategies; and the outcomes of various strategies and projects undertaken by the Company.

Contents

Chair's Report	2
CEO's Report	4
Technology Overview	7
Directors' Report	20
Corporate Governance Statement	53
Financial Report	55
Directors' declaration	103
Independent Auditor's Report to the Members	104
Shareholders' Information	109
Company Directory	113





Chair's Report

Dear Fellow Shareholders,

On behalf of the Silex Board, it is my pleasure to present our 2022 Annual Report for Silex Systems Limited. During the year ended 30 June 2022, your Board and Management team remained dedicated to the commercialisation of our innovative SILEX laser enrichment technology across multiple global markets, with a priority focus on contributing to the reliable and sustainable supply of nuclear fuel for the world's clean energy needs and developing quantum materials for next-generation quantum computing.

We continued to advance our commercialisation programs targeting both the global nuclear fuel industry with the unique SILEX uranium enrichment technology and the emerging quantum computing industry with the SILEX Zero-Spin Silicon project - with pleasing results and significant progress on both fronts.


With regard to the SILEX uranium enrichment technology, we are witnessing some significant refocussing on the importance of nuclear power as a key source of zero-emissions base load electricity in a carbon-constrained world. There are also changing dynamics in the nuclear fuel markets, that have the potential to create a 'Triple Opportunity' for Silex through our ownership of a 51% interest in SILEX uranium enrichment technology licensee, Global Laser Enrichment (GLE). While no decision has yet been made, Silex and our GLE joint venture partner Cameco Corporation, are reviewing the feasibility of accelerating GLE's commercialisation program in response to these emerging opportunities.

The SILEX uranium enrichment commercialisation program is underpinned by the agreement between GLE and the US Department of Energy for the proposed Paducah, Kentucky project. This large,

multi-decade project could enable the SILEX technology to become the 'go to' technology for the production of all three grades of nuclear fuel required for today's conventional nuclear power reactors and for next-generation of advanced Small Modular Reactors (SMRs) currently under development.

It is encouraging to reflect on the progress that GLE and Silex have made with the SILEX uranium enrichment technology commercialisation program during the past year. We have seen pleasing results and opportunities emanating from the rebuilding of GLE post-closing of the restructure of the joint venture between Silex and Cameco. This includes securing appointees for GLE's new executive team and increasing GLE's presence in the nuclear fuel industry. GLE executed two Letters of Intent with market leading US nuclear utilities and we have been preparing to respond to a potential acceleration of GLE's commercialisation program. It has been particularly pleasing to see the US government focussed on domestic supply of nuclear fuel for which GLE could potentially be a key player.

The Company's silicon enrichment project is being conducted at our Lucas Heights facility in collaboration with world-leading quantum computing partners, Silicon Quantum Computing Pty Ltd (SQC) and UNSW Sydney. It is now in its third stage which is scheduled for completion at the end of CY2022. Enriched silicon, in the form of Zero-Spin Silicon (ZS-Si), is a key enabling material for silicon-based quantum computing. The project remains on track to achieve its aim of verifying the capability of the SILEX technology for commercial production of high purity ZS-Si. We were delighted to announce the completion of construction of the facility in July 2022 and at the



Our goal is to deliver long-term value to you, our shareholders, and to do this with a relentless focus on risk management and prudent governance.

time of writing, this facility was being commissioned in preparation for enrichment testing.

The ZS-Si project has been supported by \$1.8 million of funding from SQC and a \$3 million Federal Government funding grant from the CRC-P. We would like to thank SQC and UNSW Sydney for their expertise, commitment and support of this potentially ground-breaking project.

Corporate Governance

The Silex Board underwent some changes during the year that resulted in the appointment of Helen Cook as a Non-executive Director in October 2021 to replace Melissa Holzberger. We are delighted with Helen's appointment and would like to sincerely thank Melissa for her astute counsel and valuable contributions to the Company during her tenure. Helen's appointment adds a wealth of nuclear industry experience to our Board and I am very pleased to lead a diverse and high-quality Board with a keen focus on our commercialisation programs and risk and governance.

The Year Ahead

Whilst we all faced some disruptions during FY2022 due to COVID-19, we remain acutely focussed on progressing the commercialisation programs for the SILEX technology, and ensuring that we are at all times positioning to leverage your Company into global growth markets, specifically the uranium and nuclear fuel industry, and the emerging quantum computing industry. We are also continuing to assess technical opportunities in the field of medical radioisotopes and paths to market with potential commercial and strategic partners.

Our goal is to deliver long-term value to you, our shareholders, and to do this with a relentless focus on risk management and prudent governance.

I would like to sincerely thank our CEO, Michael Goldsworthy and CFO, Julie Ducie for their leadership and tenacity and the unwavering efforts of our outstanding team. I thank them for their continued focus and expertise as they strive to execute Silex's strategy and to capitalise on the growth opportunities for your Company.


Finally, my fellow Board members and I, and Silex Management thank you for your continued support. I look forward to updating you again at our Annual General Meeting in October.



Craig Roy

Chair

30 August 2022



CEO's Report

Dear Fellow Shareholders,

I am pleased to provide my report for FY2022, a year in which Silex's technology commercialisation projects progressed significantly and we saw the opening up of additional opportunities to add shareholder value in the coming years. This was all achieved against the challenging backdrop of COVID-19. I would like to thank our employees and other stakeholders who worked tirelessly in our efforts to deliver on our objectives in FY2022.

Uranium Enrichment Project

Under ordinary circumstances, FY2022 was shaping up as a solid year of consolidation and positive progress in the commercialisation of the SILEX uranium enrichment technology, following the completion of the acquisition of SILEX licensee, Global Laser Enrichment (GLE) in January 2021. GLE's commercialisation plans were steadily ramped up under the new jointly controlled venture (Silex 51% and Cameco 49%) and the newly installed executive team.

Then in February this year, Russia's invasion of Ukraine turned FY2022 into a year of very extraordinary circumstances, with energy markets being thrown into chaos as trade sanctions were progressively imposed on many Russian exports. Today, the global nuclear fuel industry remains vulnerable to the threat of lasting sanctions and this has precipitated the most significant shake up of the nuclear fuel markets in decades. It became clearly evident that the global nuclear industry had become very reliant on Russian sourced nuclear fuel and nuclear technology.


The US nuclear industry currently imports around 20% of its enriched uranium fuel requirements from Russia, with similar levels of reliance in other parts of the Western nuclear industry - broadly defined as the nuclear industry not including Russia, China and their allies. To compound this situation, the Western nuclear industry has been in decline over the past decade, with several countries scaling back their nuclear industries and cutting investment in new nuclear fuel assets. Ironically, global concerns over the increasingly severe impacts of climate change have spurred renewed interest in nuclear power over recent years, however this did not transpose to commensurate investment in nuclear fuel supply chains and infrastructure.

In the US, this situation has given rise to an urgent need to establish new domestic nuclear fuel production capability and capacity in order to support a reliable and resilient nuclear fuel supply chain. This in turn has opened up new opportunities for GLE, the exclusive licensee of the SILEX laser technology for uranium enrichment.

The 'Triple Opportunity' emerging for GLE and the SILEX technology in the global nuclear fuel supply chain, driven by climate change threats and geopolitical issues outlined above, consists of the following:

1. Production of natural grade uranium in the form of converted UF_6 ;
2. Production of low enriched uranium for existing nuclear power plants; and
3. Production of higher assay fuel for next-generation advanced SMR¹ plants.

¹ Advanced Small Modular Reactors (SMRs) produce up to 300MWe power (20% to 30% of large conventional reactors)



GLE's commercialisation plans were steadily ramped up under the new jointly controlled venture (Silex 51% and Cameco 49%) and the newly installed executive team.

We are firmly of the view that we are witnessing a rapidly changing global energy landscape and expect nuclear power generation demand to increase as the world seeks resilient and sustainable carbon-free base load electricity generation. The SILEX uranium enrichment technology – the only third-generation enrichment technology being commercialised today, can help make nuclear power more efficient and cost-effective.

The Triple Opportunity and progress made in the SILEX uranium technology commercialisation program are fully detailed in this Report.

Silicon Enrichment Project

Silex made excellent progress in the Zero-Spin Silicon (ZS-Si) project during the year. This project aims to demonstrate the commercial potential of our unique SILEX laser enrichment technology to produce highly enriched silicon – a key enabling material for silicon-based quantum computing. This project has also dramatically increased in strategic importance over the year, as the majority of the world's current supply of enriched silicon is sourced from Russia. Impending trade sanctions have translated into increased interest in our project and a greater urgency to commercialise this important technology.

At the time of writing, the Pilot Demonstration Facility which was constructed within the year in review, was being commissioned in preparation for the commencement of enrichment testing. Testing will continue to the end of CY2022, at which time it is anticipated that the demonstration will have verified the capability of the SILEX technology to cost-effectively produce high purity ZS-Si at commercial

scale. The initial commercial quantities may potentially be produced in CY2023 and sold to project partner, Silicon Quantum Computing Pty Ltd under an offtake agreement signed in 2019. This could mark the beginning of a new and growing revenue stream and position Silex as a reliable global supplier of this key strategic material.

Further detail on progress achieved in the ZS-Si Project and the related market outlook is provided in this Report.

Prioritising Health and Safety, ESG

Core to our operations and values is prioritisation of the health and safety of our team. During the year we continued to focus on the health, safety and wellbeing of our team members across all sites and thankfully, we reported no lost time injuries or reportable incidents. Full-time operations were maintained at the Company's Lucas Heights facility with appropriate measures to mitigate the ever-present risks associated with the COVID-19 pandemic. Efforts to safely minimise disruptions to the Company's activities is ongoing.

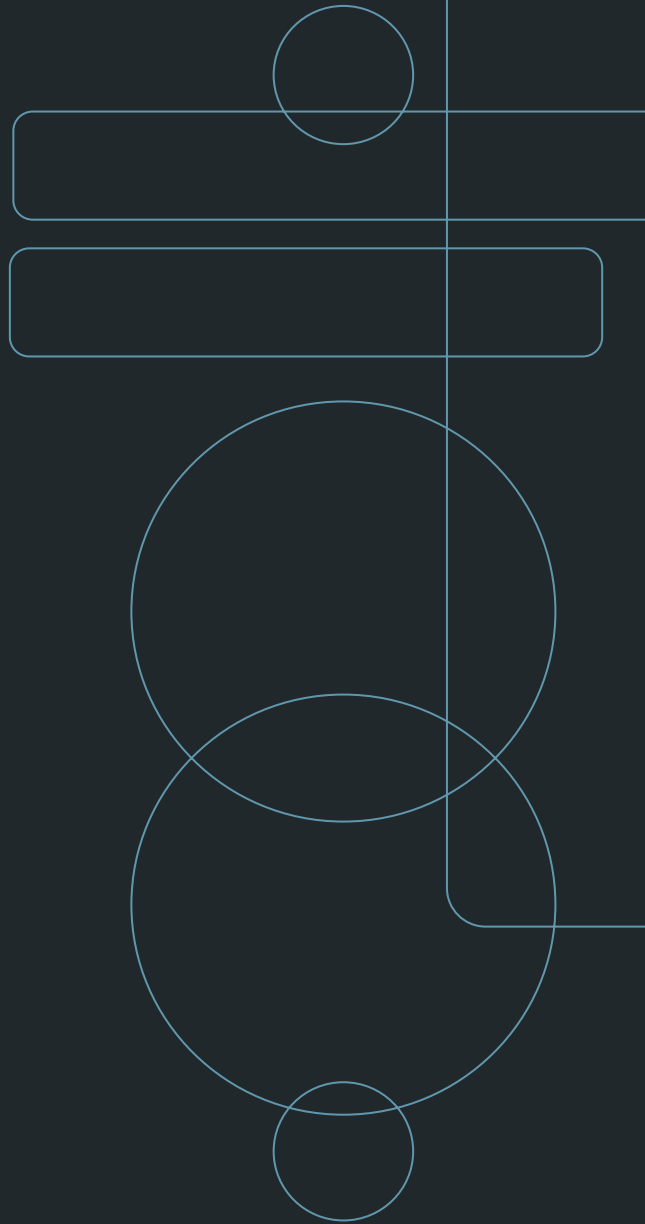
The Company is well positioned to support and develop its ESG program over the coming year. Our focus on environmental sustainability is underpinned by our aspirations in the nuclear fuel industry, which will help make zero-emissions nuclear energy more affordable. Furthermore, our focus on social responsibility is leveraged through our ZS-Si project for quantum computing, an emerging technology which will drive innovation and solutions to many of society's intractable problems such as climate change, and more affordable medical treatment.

Exciting times lie ahead for both our uranium enrichment project and our silicon enrichment project.

Finally, I take this opportunity to thank our shareholders for your ongoing support. I would also like to thank the Silex and GLE teams for their dedication and tireless efforts, and to our Board for their continued support of the Company's strategy. I am in awe of the progress our teams have made over the year in both our uranium and silicon projects, and look forward to providing a further update at the Annual General Meeting in October.



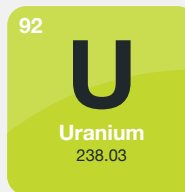
Dr Michael Goldsworthy
CEO/Managing Director
30 August 2022



Technology Overview

About Silex

Silex Systems Limited (Silex) is an Australian technology company focused on the commercialisation of our innovative SILEX laser enrichment technology for application to:



Uranium production and enrichment
(nuclear power)



Silicon enrichment
(silicon quantum computing)



Other potential markets
(e.g. medical radioisotopes)

The SILEX Laser Isotope Separation (LIS) technology was invented by Silex Systems scientists Dr Michael Goldsworthy and Dr Horst Struve in the 1990's at its Lucas Heights facility south of Sydney, Australia.

Today, Silex is actively pursuing two applications of the SILEX LIS Technology:

- **Uranium Enrichment:** for the production of natural and enriched uranium
- **Silicon Enrichment:** for the emerging silicon quantum computing industry

Our ESG Commitment

Sustainability is core to our mission and values, prioritising the health and safety of our people and environmental responsibility in everything we do.

We are focused on delivering value through the responsible development and commercialisation of our technology and by continually addressing any potential social and environmental impacts of our operations.

At Silex, we have a well-defined ESG commitment with three focus areas:

1. Health, safety and wellbeing of our people
2. Environmental responsibility
3. Strong corporate governance

Health, safety and wellbeing

At the core of our ESG commitment is the health, safety and wellbeing of our people, the safety of our operations and the communities in which we operate.

Our philosophy is defined by respect for each other and embracing diversity and inclusion. We recognise the benefits of diversity and promoting equal opportunities at all times.

Environment

We are committed to bringing innovative technologies to market which can have a positive impact on the global environment. In particular, our SILEX technology is currently focused on:

- i) improving efficiencies in nuclear fuel production for the generation of zero-emissions nuclear power and contributing to climate change mitigation efforts;
- ii) developing novel isotopically engineered materials which are key to enabling next-generation quantum computing and nuclear medicine technologies, providing humanity with disruptive tools to solve many global-scale environmental and social issues driven by unchecked human population growth.


At the same time, we are committed to protecting the environment in which we operate by mitigating any potential risks or impacts of our activities.

Governance

Silex is committed to aspiring to, and demonstrating the highest standards of corporate governance. The Board's focus is on enhancing the interests of shareholders and other key stakeholders whilst ensuring the Company is responsibly operated so that risks are effectively managed or mitigated and our operations are consistent with our ESG commitment at all times.

Silex





The SILEX Laser Uranium Enrichment Technology

The SILEX technology was invented by Silex Systems scientists Dr Michael Goldsworthy and Dr Horst Struve in the 1990's at Lucas Heights, Sydney. In order to facilitate the potential commercial deployment of the technology in the United States, an Agreement for Cooperation between the governments of the United States and Australia was signed in May 2000. In June 2001, the technology was officially Classified by the United States and Australian governments, bringing the SILEX technology commercialisation project formally under the strict nuclear safeguards, security and regulatory protocols of each country.

The development and commercialisation program for the SILEX uranium enrichment technology has been undertaken jointly since 2007 by Silex (at its Lucas Heights, Sydney facility) and by Global Laser Enrichment LLC (in Wilmington, North Carolina), under an agreement originally executed in 2006 (and as amended in 2021). GLE is the exclusive licensee of the SILEX uranium enrichment technology.

Silex acquired a 51% interest in GLE in January 2021 following conclusion of a US Government approval process for a restructure of GLE which also resulted in Cameco Corporation, one of the world's largest uranium and nuclear fuel suppliers increasing its interest from 24% to 49%. The terms of the GLE restructure were in accordance with a binding Membership Interest Purchase Agreement between Silex, Cameco Corporation (Cameco) and GE-Hitachi Nuclear Energy (GEH) that was executed in December 2019 for the joint purchase of GEH's 76% interest in GLE.

Underpinning GLE's commercialisation of the SILEX technology, is the landmark 2016 agreement with the US Department of Energy for the purchase of over 200,000 metric tons of depleted uranium hexafluoride

(UF₆), being tails material stockpiled from previous decades of enrichment operations at the DOE's gaseous diffusion facility in Paducah, which was shut down in 2013. The Agreement was amended in 2020 to bring it into alignment with evolving market conditions. This tails material will be the feedstock for GLE's Paducah Laser Enrichment Facility (PLEF).

Uranium Enrichment

Naturally occurring uranium is dominated by two isotopes, U²³⁵ and U²³⁸. Nuclear energy is produced by the splitting (or 'fission') of the U²³⁵ atoms. Natural uranium is made up of ~0.7% of the 'active' U²³⁵ isotope with the balance (~99.3%) made up of the U²³⁸ isotope. Uranium enrichment is the process of concentrating or enriching the U²³⁵ isotope up to approximately 5% for use as fuel in a conventional nuclear power reactor. Enrichment is a technically difficult process and accounts for around 30% of the cost of nuclear fuel and approximately 5% of the total cost of the electricity generated by nuclear power.

The **S**eparation of **I**sotopes by **L**aser **E**Xcitation (SILEX) process is the only third-generation enrichment technology at an advanced stage of commercialisation today. It is able to effectively enrich uranium through highly selective laser excitation of the fluorinated form of uranium – the ²³⁵UF₆ isotopic molecule.

The two methods of uranium enrichment used to date are the now obsolete Gas Diffusion technique (first generation) and Gas Centrifuge (second generation). Silex's third-generation laser-based process provides much higher enrichment process efficiency compared to these earlier methods, potentially offering significantly lower overall costs.

Evolution of Enrichment Technology

1st Generation Technology

Gaseous Diffusion

- Very low efficiency
- High cost
- Obsolete



2nd Generation Technology

Centrifuge

- Modest efficiency
- Lower cost
- Current technology



3rd Generation Technology

SILEX Laser

- High efficiency
- Anticipated to be lowest cost
- The future of uranium enrichment



SILEX laser process → much higher separation efficiencies vs. centrifuge technology

Uranium production and enrichment are the two largest value drivers of the nuclear fuel cycle, accounting for nearly 80% of the value of a fuel bundle.

Key features of the SILEX Uranium Enrichment Technology


The SILEX technology is a unique laser-based process that has the potential to economically separate uranium isotopes (as well as commercially valuable isotopes of several other elements). It has a number of advantages over other uranium enrichment processes including:

- Inherently higher efficiency and throughput resulting in lower enrichment costs;
- Smaller environmental footprint than centrifuge and diffusion plants;
- Greater flexibility in producing advanced fuels for advanced SMRs; and
- Anticipated to have the lowest enrichment plant capital costs.

Nuclear Fuel Production

The SILEX technology could become a major contributor to nuclear fuel production for the world's current and future nuclear reactor fleet, through the production of uranium in several different forms:

- **Natural Grade Uranium (U_{nat}):** via enrichment of Department of Energy (DOE) owned inventories of depleted UF_6 tails at the proposed Paducah Laser Enrichment Facility (PLEF) to produce uranium (in the form of converted UF_6) at natural U^{235} assay of ~0.7%;
- **Low Enriched Uranium (LEU / LEU+):** for use as fuel in today's conventional large-scale nuclear power reactors – which require fuel with U^{235} assays of between 4% and 5%, and potentially LEU+, a new grade of fuel with U^{235} assays between 5% and 10% being considered by several utilities for use in current nuclear reactors to improve economic performance; and
- **High Assay LEU (HALEU):** a customised fuel for next-generation advanced SMRs currently under development – many of which require fuel with U^{235} assays between 10% and 20%.



The SILEX Uranium Enrichment Commercialisation Vehicle: Global Laser Enrichment LLC (GLE)



GLE is the exclusive licensee of the SILEX uranium enrichment technology. GLE is a 51% / 49% jointly-controlled venture between Silex and global uranium and nuclear fuel provider Cameco Corporation.

GLE's exclusive worldwide license to commercialise the SILEX technology for uranium enrichment is in accordance with a Technology Commercialisation and License Agreement, amended in 2021. The technology commercialisation project is being conducted jointly at GLE's Wilmington, North Carolina facility and at Silex's Sydney facility with the current focus on completion of the full-scale demonstration of the SILEX uranium technology utilising a pilot plant, being built at GLE's Test Loop facility.

Silex and Cameco have also negotiated terms for an option for Cameco to purchase from Silex at fair market value, an additional 26% interest in GLE, potentially increasing their interest to 75% (subject to US Government approvals). This option can be exercised by Cameco from two years from completion of the transaction (i.e., from January 2023) up until the date 30 months after the technology is satisfactorily demonstrated at full commercial pilot scale.

The GLE/Silex Pilot Demonstration Project for the SILEX Technology:

The Pilot Demonstration Project being conducted jointly by Silex and GLE is progressing well with momentum building. Since their appointments in 2021, GLE's new CEO Stephen Long and CCO James Dobchuk are leading GLE's commercialisation project with great enthusiasm. Numerous engineering and technical appointments have been made over the past year, and continue to be made for both the GLE technology team in Wilmington, NC and for the Silex technology team in Lucas Heights, Sydney.

The focus of the technology development project is on maturation of full-scale laser systems and process separator equipment required for a commercial pilot demonstration, to be conducted at GLE's Test Loop facility in Wilmington.

Testing of the first module of full-scale laser systems required for the pilot demonstration was being completed at the time of writing. The laser module, which was designed and built at Silex's Lucas Heights laser technology development centre, will be shipped to Wilmington and installed over the coming months. Fabrication of additional laser system modules is well advanced, with all modules required for the pilot demonstration facility scheduled to be shipped to Wilmington in 2023.

Prototype testing of pilot-scale separator and gas handling systems at GLE's Test Loop facility is well advanced, with the construction of remaining pilot-scale equipment on track to be completed around the end of CY2023. After integration and commissioning, the full SILEX technology pilot demonstration facility is expected to be put into service as early as 2024 (assuming acceleration of the commercialisation timeline, as outlined above).

Successful completion of the pilot demonstration project would result in the technology reaching TRL-6 level – a key milestone in the de-risking of the technology before the focus turns to the construction of the first commercial SILEX uranium enrichment plant.

The 'Triple Opportunity' for GLE and SILEX Technology:

Two key factors are driving potential transformation of the global nuclear fuel supply chain, presenting GLE with a 'Triple Opportunity' to produce three different grades of nuclear fuel – all via the deployment of SILEX laser-based uranium enrichment technology:

1. the growing shift towards utilisation of nuclear power by many countries around the world in response to heightened concerns over global climate change;
2. the impact of the Russian invasion of Ukraine which threatens to disrupt the significant supply of Russian nuclear fuel to the US and other Western markets.

Russia has historically provided a large proportion of global capacity for uranium, conversion and enrichment at 14%, 27% and 39% respectively² and Western nuclear fuel markets have become highly dependent on Russian nuclear fuel supply. This has created urgency in establishing alternative supply sources to replace Russian sourced fuel in the medium to long term.

² UxC, LLC various reports Q1 and Q2, 2022

GLE is very well positioned to help address the emerging supply issues with the unique ability to potentially produce all three grades of nuclear fuel required for current and future nuclear power plants at the planned Paducah Laser Enrichment Facility (PLEF) – described as the **'Triple Opportunity'**:

PLEF I: Production of natural grade UF₆ via tails processing with the SILEX technology (the original PLEF Project) which will also help alleviate UF₆ conversion supply pressure;

PLEF II: Production of LEU and LEU+ from natural UF₆ via an extension of the PLEF with additional SILEX enrichment capacity to supply fuel for existing reactors;

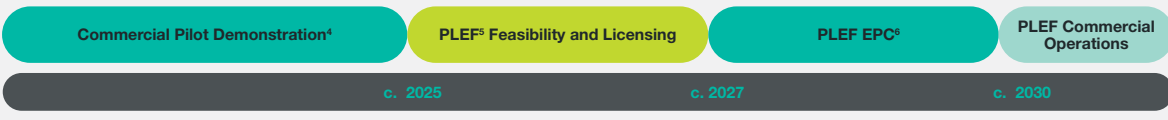
PLEF III: Production of HALEU via additional capacity of SILEX technology to supply fuel for next-generation advanced SMRs.

The first opportunity is the original Paducah uranium production project which GLE has been planning for several years. The second and third opportunities, which could also be located at Paducah, would basically involve the addition of more SILEX technology uranium enrichment production modules (without further development of the technology).

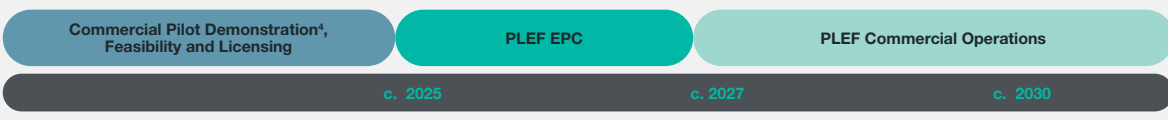
Potential Commercialisation Timelines³:

While no decision has yet been made, Silex and Cameco are assessing the potential to accelerate GLE’s commercialisation timeline, starting with the earlier completion of the pilot demonstration program. This could be coupled with bringing forward a commercial feasibility assessment and NRC licensing activities for the planned PLEF project. The diagram below depicts the baseline (original) and potentially accelerated timelines for commercialisation activities:

Baseline – GLE Commercialisation Timeline:



Potential Acceleration – GLE Commercialisation Timeline⁷:



³ Timelines subject to technology demonstration outcomes, market conditions, licensing, commercial support and other factors
⁴ Includes achievement of Technology Readiness Level 6 (TRL-6) as defined by DOE Technology Readiness Assessment Guide (G 413.3-4A)
⁵ PLEF: Paducah Laser Enrichment Facility
⁶ Engineering, Procurement and Construction (EPC) of commercial plant
⁷ Potential acceleration remains subject to due diligence assessment and may vary according to differing scenarios

Strategic Engagement with Industry and Government Organisations:

GLE's business strategy includes active engagement with industry and government organisations, aimed at developing areas of collaboration and support which will help expedite and de-risk GLE's commercialisation of the SILEX technology and the potential commencement of the multi-purpose PLEF. Strategic engagement continues in the following three areas:

1. US Nuclear Utility Collaborations – Letters of Intent

In June, GLE signed two non-binding Letters of Intent (LOI) with US utilities Constellation Energy Generation and Duke Energy. The LOIs include measures to support GLE's deployment of SILEX uranium enrichment technology in the US and help address emerging demands across the nuclear fuel supply chain – described above as the 'Triple Opportunity'.

2. US DOE – HALEU Availability Program

In February, GLE submitted a response to the DOE regarding its Request for Information (RFI) for the proposed HALEU Availability Program. This program seeks to address the establishment of US domestic HALEU production capability as soon as possible. The next step will be the issuance of a Request for Proposals (RFP) by the DOE. GLE plans to respond to the RFP and explore opportunities to be a potential participant in the HALEU Availability Program. Importantly, a US\$700m funding package for the HALEU Availability Program was included in the Inflation Reduction Act which passed into law in August 2022.

3. Industry Trade Organisations

GLE has joined several trade and industry organisations in order to engage with various stakeholders and to keep abreast of industry developments. These include the Uranium Producers of America (UPA), the Nuclear Energy Institute (NEI) based in Washington DC, and the World Nuclear Association (WNA) based in London.

The Original Paducah Uranium Production Opportunity:

The original proposed Paducah commercial project involving the enrichment of depleted UF_6 tails inventories owned by the US Department of Energy (DOE) was conceived as an ideal path to market for the SILEX uranium enrichment technology and GLE during the period when a worldwide oversupply of enrichment services existed. Underpinning this opportunity is the 2016 Sales Agreement between GLE and the DOE which provides GLE access to large stockpiles of depleted uranium tails inventories. This Agreement was amended in 2020 to bring it into alignment with evolving market conditions.

The PLEF I commercial project opportunity involves GLE constructing the proposed natural UF_6 production plant utilising the SILEX technology to enrich the DOE tails inventories which have been stored in the form of depleted uranium hexafluoride (UF_6 – containing U^{235} assays from 0.25% up to 0.5%) to produce natural grade uranium (assay of ~0.7%). Subject to completion of the technology commercialisation project, regulatory approvals, financing and prevailing market conditions, it is possible the PLEF I plant may commence commercial operations as early as 2027.

The PLEF I plant will potentially produce natural UF_6 at a rate equivalent to a uranium mine with an annual output of up to 5 million pounds of uranium oxide for approximately 30 years, ranking in the top ten of today's uranium mines by production volume.

The SILEX Technology License Agreement with GLE:

The Technology Commercialisation and License Agreement between Silex and GLE is an exclusive worldwide license for exploitation of the SILEX technology for uranium enrichment. The License Agreement is independent of Silex's 51% equity interest in GLE and related commercial benefits flowing from that equity interest. The License Agreement includes royalty revenues and milestone payments to Silex as follows:

- Perpetual royalty of a minimum of 7% – on GLE's enrichment SWU revenues from use of the SILEX technology
- US\$20 million in Milestone Payments – payable to Silex triggered by commercial development milestones

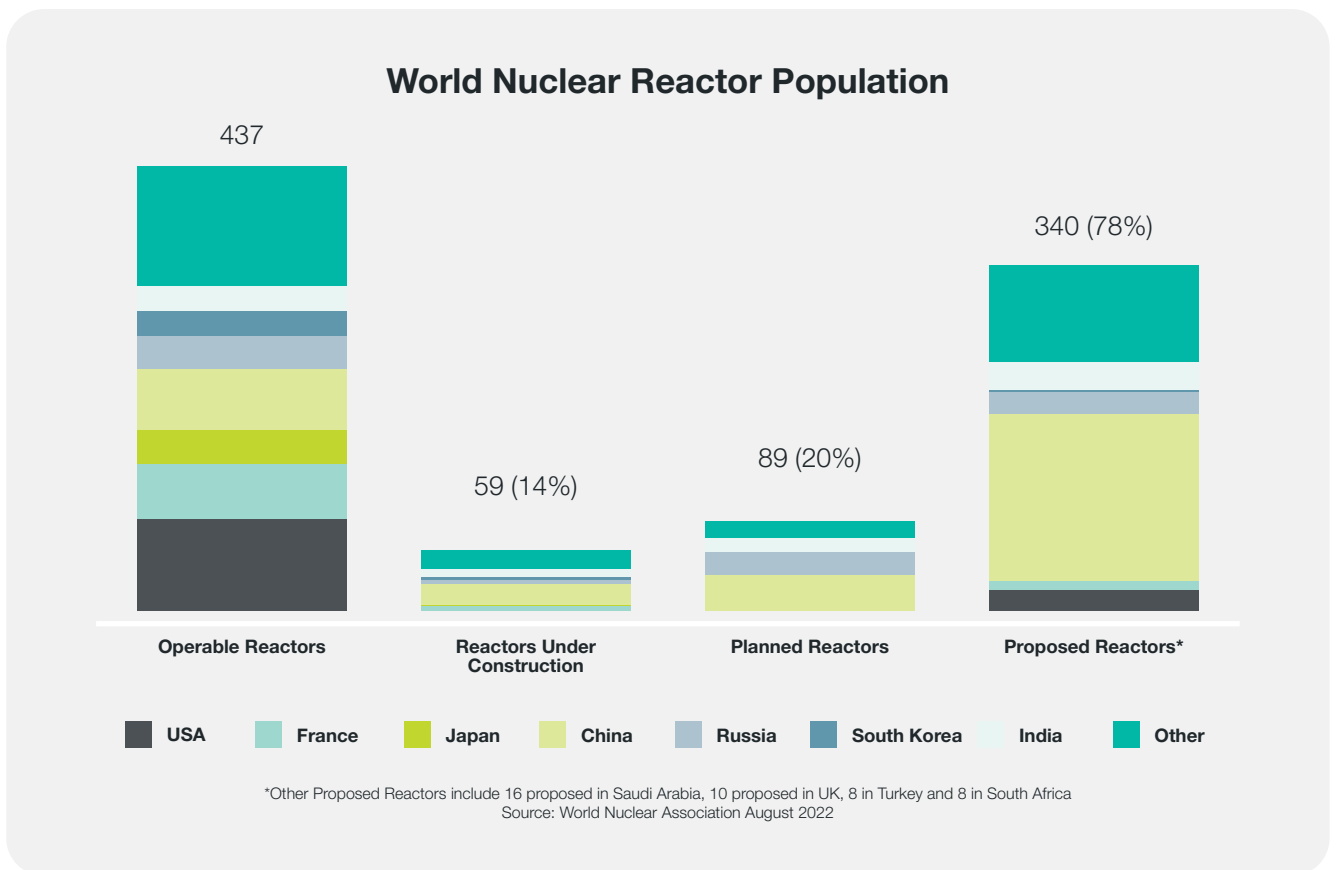
A US\$15 million milestone payment was also received by Silex in July 2013. This was triggered by the successful completion of the Test Loop Phase 1 Program Milestone: Technology Demonstration and Validation. This milestone involved the demonstration of efficient enrichment with the SILEX laser technology at the prototype level.



Nuclear Power Outlook And Fuel Market Update

Nuclear power plays an increasingly important role in the supply of carbon-free base load electricity and is anticipated to play a much greater role in the energy mix as countries around the world adopt energy policies to meet more urgent net-zero emissions targets. As evidenced at the 26th Conference of the Parties to the UN Framework Convention on Climate Change (COP26) held in Glasgow in November 2021, there are many countries which have prioritised government policy initiatives relating to tackling climate change and ensuring energy security, stating that nuclear power should form a meaningful part of their energy mix in the future.

According to the World Nuclear Association, there are currently 437 operable nuclear reactors globally with 59 reactors under construction and hundreds more planned. Today's operating reactor fleet currently generates ~10% of the world's electricity supply. These numbers could rise significantly over the next decade as governments strive to address the key issues of climate change and energy security.



The US is the world's largest producer of nuclear power with 92 operable reactors, currently accounting for more than 30% of worldwide nuclear generation of electricity. Despite bold nuclear construction programs in China, India and the Middle East, the US is expected to remain the largest nuclear power generator for years to come. Growth in demand for nuclear power is also being evidenced with life extensions for existing

reactors. In the US, nearly all of the operable reactors have been granted operating licence extensions from 40 to 60 years, with some potentially planning to operate for 80 years or more.



There is also growing interest and significant international investment being made into the development of next-generation advanced Small


Modular Reactor (SMR) technologies. Many advanced SMRs are being designed to operate with HALEU fuel, whilst other SMRs will use conventional LEU fuel or in some cases, LEU+ fuel.

The global nuclear fuel markets for uranium, conversion services and uranium enrichment services, have been tightening in recent years as the nuclear industry downturn of the prior decade slowly dissipated and climate change issues have turned public sentiment back in favour of nuclear power. From 2017, when the term price of uranium traded at ~US\$30 per pound, the term price of uranium has rallied to ~US\$50 per pound. Likewise, term conversion prices have increased from ~US\$12/kg to ~US\$26/kg in the same period.

Following the Russian invasion of Ukraine in February 2022, nuclear fuel markets, in particular for enrichment, have tightened even further. As a result of the exposed dependency on Russia, uranium enrichment term contract prices have substantially increased from around US\$70/SWU to over US\$135/SWU since February as utilities seek to secure fuel supplies under the growing threat of sanctions on Russian sourced enriched uranium.

With significant growth forecasted in nuclear power generation around the world and the ever-increasing awareness of the potential contribution of nuclear energy to mitigate the adverse effects of climate change, we remain encouraged by the various opportunities emerging for the SILEX uranium enrichment technology and GLE in the global nuclear industry.





ZS-Si Production for Quantum Computing

In late 2019, Silex launched a R&D project in conjunction with project partners Silicon Quantum Computing Pty Ltd (SQC) and UNSW Sydney (UNSW), to develop a process for the commercial production of high-purity 'Zero-Spin Silicon' (ZS-Si) using a variant of the SILEX laser isotope separation (LIS) technology.

ZS-Si is a unique form of isotopically enriched silicon which is a key enabling material for the fabrication of next-generation processor chips which will power silicon-based quantum computers. Until recently, most of the world's supply of enriched silicon came from Russia, produced with conventional centrifuge technology. The Russian invasion of Ukraine has placed this supply under threat of disruption, which has given rise to some urgency in establishing alternative supply. Silex anticipates that, with a successful conclusion to the ZS-Si project, it can provide a secure and resilient alternative source of enriched silicon to users around the world.

Stages 1 and 2 – Completed:

The first stage, completed in June 2020, involved a 'proof-of-concept' validation of the silicon enrichment process using laboratory-scale equipment, and initial optimisation of the process. The second stage, completed in early 2022, involved testing and further optimisation of the LIS technology utilising a purpose-built prototype facility. Since the completion of stage two, the prototype facility has been used extensively to increase process efficiency and throughput, with improvements incorporated into stage three work.

Stage 3: Demonstration of ZS-Si production at commercial pilot scale – Ongoing:

The third stage of the project has to date focused on the design, construction and commissioning of the pilot demonstration facility. In July 2022, Silex announced the completion of construction of the pilot demonstration facility. At the time of writing, commissioning activities were being completed in preparation for the commencement of enrichment testing.

The third stage of the project will culminate with the demonstration of production of ZS-Si from the SILEX pilot production facility with initial production tests to be undertaken by the end of 2022. The project remains on track to achieve its objectives of utilising a variant of the SILEX LIS technology to produce highly enriched silicon in the form of ZS-Si, and to establish the manufacturing technology and capability to scale-up production as silicon-based quantum computing gains traction globally over the next decade.


The first batches of high purity ZS-Si product will be purchased by SQC under an Offtake Agreement that was executed in December 2019. The Agreement includes SQC making three annual payments of \$300,000, all of which have been received, as an offset against future purchases of ZS-Si produced by Silex. Silex will retain ownership of the ZS-Si production technology and related Intellectual Property developed through the project.

The three-year project, which has a total budget of around \$8 million, was awarded a \$3m Federal Government funding grant from the CRC-P in February 2020, with SQC contributing another \$1.8m including \$900k in equity and \$900k in cash for advanced ZS-Si purchases.

Quantum Computing and ZS-Si Outlook:

Quantum computers are expected to be thousands of times more powerful than the most advanced of today's conventional computers, opening new frontiers and opportunities in many industries, including medicine, artificial intelligence, cybersecurity and global financial systems. Many countries around the world are investing heavily in the development of quantum computing technology, with governments and key corporates (such as Intel, IBM, Google, Microsoft and others) vying for leadership in this emerging strategic industry.

ZS-Si is a key enabling material for the silicon Quantum Computer (QC) processor chip. Natural silicon (Si) consists of 3 isotopes: 92.2% Si-28, 3.1% Si-30 (each with zero electron spin state) and 4.7% Si-29



(with a spin state of $\frac{1}{2}$). The presence of Si-29 in concentrations above 500 parts per million (ppm) (0.05%) prevents effective QC performance, so ZS-Si or enriched silicon must be produced by elimination of the Si-29 isotope. The lower the concentration of Si-29, the better a silicon quantum processor will perform in terms of computational power, accuracy and reliability.

Current methods for production of enriched silicon are limited and costly with only small quantities produced annually, mostly using gas centrifuge technology.

Should the ZS-Si project be successful, it could potentially enable Australia to establish itself as a world-leader in ZS-Si production. Furthermore, if the market for ZS-Si evolves as anticipated, this could create a new value-added export market for Australia. As the ZS-Si project progresses, Silex will engage with other potential customers, including global computer chip manufacturers who are also developing silicon quantum computing technology.

Financial Report

for the year ended 30 June 2022



SILEX SYSTEMS LIMITED
& ITS SUBSIDIARIES

ABN 69 003 372 067

Directors' Report

Your directors present their report on the consolidated entity consisting of Silex Systems Limited (Silex or the Company) and the entities it controlled at the end of, or during the year ended 30 June 2022.

1. Directors

The following persons were directors of Silex Systems Limited during the whole of the financial year and up to the date of this report:

Mr C A Roy
Dr M P Goldsworthy
Mr C D Wilks

Ms M K Holzberger was a director from the beginning of the year until her resignation on 14 October 2021.

Ms H G Cook was appointed as a director on 14 October 2021 and continues in office at the date of this report.

2. Principal activities

Silex is primarily focused on the development of the SILEX laser enrichment technology for two key global industries:

- (i) The nuclear fuel industry – with the unique third-generation SILEX uranium enrichment technology; and
- (ii) The emerging quantum computing industry – with the SILEX Zero-Spin Silicon project.

The development and commercialisation program for the SILEX uranium enrichment technology has been undertaken jointly since 2007 by Silex (at its Lucas Heights, Sydney facility) and by Global Laser Enrichment LLC (GLE) (in Wilmington, North Carolina). GLE is the exclusive licensee of the SILEX uranium enrichment technology. GLE is a 51%/49% jointly-controlled venture between Silex and global uranium and nuclear fuel provider Cameco Corporation.

The SILEX Zero-Spin Silicon (ZS-Si) project commenced in December 2019 and is being undertaken with project partners Silicon Quantum Computing Pty Ltd (SQC) and UNSW Sydney (UNSW) at Silex's Lucas Heights facility, with the objective of developing a variant of the SILEX technology for the commercial production of ZS-Si, a key enabling material for the emerging silicon quantum computing industry.

3. Dividend

No dividend payments were made during the year. No dividend has been recommended or declared by the Board.

4. Operating and Financial Review

The review contains the following sections:

- a) Operations
- b) Financial Results
- c) Financial Position
- d) Business Strategy and Future Prospects

Directors' Report

a) Operations

Silex's operations are currently focused on the development and commercialisation of the SILEX enrichment technology for two commercial applications:

- (i) Uranium production and enrichment for the production of fuel for the nuclear power industry; and
- (ii) Silicon enrichment for the production of 'Zero-Spin Silicon' used in the emerging quantum computing industry.

SILEX Uranium Enrichment

The development and commercialisation program for the SILEX uranium enrichment technology has been undertaken jointly since 2007 by Silex (at its Lucas Heights, Sydney facility) and by GLE (in Wilmington, North Carolina), under an agreement originally executed in 2006 (and as amended in 2021). GLE is the exclusive licensee of the SILEX uranium enrichment technology. Silex acquired a 51% interest in GLE in January 2021 following conclusion of a US Government approval process for a restructure of GLE which also resulted in Cameco Corporation, one of the world's largest uranium and nuclear fuel suppliers increasing its interest from 24% to 49%. The terms of the GLE restructure were in accordance with a binding Membership Interest Purchase Agreement (MIPA) between Silex, Cameco Corporation (Cameco) and GE-Hitachi Nuclear Energy (GEH) that was executed in December 2019 for the joint purchase of GEH's 76% interest in GLE.

Silex and Cameco also negotiated terms for an option for Cameco to purchase from Silex at fair market value, an additional 26% interest in GLE, potentially increasing their interest to 75% (subject to US Government approvals). This option can be exercised by Cameco from two years from completion of the transaction (i.e., from 31 January 2023) up until the date 30 months after the technology is satisfactorily demonstrated at full commercial pilot scale.

The technology commercialisation program is currently advancing at both the Silex, Sydney and the GLE, Wilmington project sites. Laser system development activities in Sydney includes maturation of commercial-scale pilot laser systems. Activities in Wilmington include the scaling-up of enrichment process equipment and preparation of the Test Loop facility for future deployment of pilot-scale production equipment required for pre-commercial uranium enrichment testing.

The aim of the uranium enrichment project is to complete construction of full-scale laser and separator equipment which will be deployed in GLE's Test Loop facility in Wilmington, to demonstrate commercial pilot-scale (TRL-6) enrichment of the SILEX technology by the mid-2020's. GLE's owners are currently assessing the feasibility of accelerating this timeline in light of emerging geopolitical issues in the nuclear fuel supply chain. Furthermore, these emergent issues may potentially result in multiple opportunities for the SILEX technology in the global nuclear fuel industry including for natural and enriched uranium.

Zero-Spin Silicon for Quantum Computing Process

In December 2019, Silex launched a new R&D project in conjunction with project partners SQC and UNSW. The aim of the Zero-Spin Silicon (ZS-Si) project is to verify the capability of the SILEX laser isotope separation (LIS) technology for commercial production of a unique form of isotopically enriched silicon which is a key enabling material for next generation processor chips which will power silicon-based quantum computers. Silex's LIS technology has the potential to efficiently produce ZS-Si to provide a secure supply of this material for initial customer SQC, in support of its world-leading efforts to commercialise silicon-based quantum computing technology in conjunction with UNSW.

The three-year, three-stage ZS-Si project was awarded a \$3 million Federal Government funding grant from the Cooperative Research Centres Projects (CRC-P) in February 2020. The current project is due for completion at the end of CY2022 with the planned demonstration of production of initial quantities of ZS-Si from a recently constructed pilot demonstration facility at the Company's Lucas Heights technology development centre.

Directors' Report

The initial commercial quantities of ZS-Si may potentially be produced from the Silex pilot facility from CY2023, and may be purchased by SQC under an Offtake Agreement executed in December 2019. The Agreement includes SQC making three annual payments of \$300,000, all of which have been received, as an offset against future purchases of ZS-Si produced by Silex.

cREO® Technology

The cREO® technology was purchased by UK-based IQE Plc (AIM: IQE) in early 2018 in accordance with a 2015 License and Assignment Agreement. To date, Silex has received technology purchase payments of US\$6.4 million (in IQE shares) and minimum royalties of US\$1.3 million, including US\$500k on 25 February 2022.

In March 2022, IQE advised that it has paused development of the innovative cREO® advanced semiconductor technology until a commercial opportunity arises. Prior to the pause in development, IQE had been developing a product called IQepiMo™ which was built on cREO®, targeting 5G filters for mobile handset devices. IQE has said the technology has become a longer term development opportunity and will retain the technology, capability and IP enabling redeployment if and when appropriate, subject to the continued payment of minimum royalties to Silex.

b) Financial Results

A summary of consolidated revenue and results is set out below:

	2022 \$	2021 \$
Revenue from continuing operations	4,394,754	2,067,875
Other income	2,817,759	1,365,733
(Loss) before tax	(9,464,422)	(6,927,268)
Income tax expense	-	-
Net (loss) from continuing operations	(9,464,422)	(6,927,268)
Net (loss) for the year	(9,464,422)	(6,927,268)
Net (loss) is attributable to:		
Owners of Silex Systems Limited	(9,464,422)	(6,927,268)

The net loss from ordinary activities was \$9.5m compared to \$6.9m in the prior year. The increase in net loss from ordinary activities is mainly due to an increase in activities at GLE compared to the prior year. Silex's 51% share of the GLE loss increased by \$5.8m in the current year (reported as share of net loss of associates and joint ventures accounted for using the equity method). The prior year included five months of losses following the closing of the GLE acquisition on 31 January 2021.

The net loss was partly offset by a \$1.6m reduction in Development expenditure, reflecting the cessation of Silex's obligation to reimburse GEH for our share of GLE's funding at closing. In addition, Silex recommenced being reimbursed by GLE for its costs on the uranium project from closing, resulting in an increase of \$3.0m in Recoverable project costs revenue in the current year. Other income increased by \$1.5m in the current year mainly due to a foreign currency exchange gain of \$0.6m (a loss of \$0.2m in the prior year) and a \$0.4m increase in Research and development tax incentive income.

Employee benefits expense and Research and development materials were also higher in the current year, with increases of \$1.4m and \$0.6m respectively to the prior period, as our headcount and project activities increased.

Further commentary on the results from our operations and the factors contributing to the decreased net loss from ordinary activities (after tax) attributable to members is provided below.

Directors' Report

Silex Systems

The loss generated by Silex Systems reduced from \$3.8m in the prior year to \$1.8m in the current year. This was mainly due to the increase in Recoverable project costs revenue of \$3.0m. This increase was partly offset by an increase in expenses (mainly Employee benefits expense and Research and development materials).

Translucent

The Translucent segment result was a \$0.03m profit in the current year compared to a profit of \$0.7m in the prior year. The prior year result included \$0.7m Royalty revenue from the sale of intellectual property related to the cREO® technology to IQE Plc.

Silex USA

The Silex USA segment result was a loss of \$7.7m compared to a loss of \$3.8m in the prior year. Activities at GLE have increased following the closing of the GLE acquisition on 31 January 2021.

c) Financial Position

A summary of our balance sheet is set out below:

	30 June 2022 \$	30 June 2021 \$
Assets		
Total current assets	49,683,771	22,746,967
Total non-current assets	4,433,088	1,294,859
Total assets	54,116,859	24,041,826
Liabilities		
Total current liabilities	2,717,549	1,931,124
Total non-current liabilities	853,156	39,571
Total liabilities	3,570,705	1,970,695
Net assets	50,546,154	22,071,131
Equity		
Total equity	50,546,154	22,071,131

As at 30 June 2022, Silex's net assets were \$50.5m. Significant assets include cash holdings of \$42.5m (cash and term deposits) and Financial assets at fair value through Other comprehensive income of \$4.0m (shares in IQE). The increase in net assets of \$28.5m was mainly due to the completion of an equity raise by way of a placement which was followed by a Share Purchase Plan. The net proceeds from the issue of shares were \$38.4m. Partly offsetting this was the net loss for the year and a reduction of \$1.8m in the value of the IQE shares. Payments for investments accounted for using the equity method (i.e., the Company's investment in GLE) were \$10.1m in the current period (\$3.0m in the prior corresponding period).

d) Business Strategy and Future Prospects

Silex's Strategy

Silex is a technology commercialisation company, focused on the commercialisation of our innovative SILEX laser enrichment technology across multiple markets, with a priority focus on contributing to the reliable and sustainable supply of nuclear fuel for the world's clean energy needs and quantum materials for next generation quantum computing technology.

Directors' Report

The execution of our strategy is through the following activities:

- Pursuit of the 'Triple Opportunity' emerging in the nuclear fuel supply chain for the SILEX uranium enrichment technology through our ownership of a 51% interest in exclusive uranium technology licensee GLE;
- Developing the SILEX technology for the production of enriched silicon in the form of Zero-Spin Silicon – a key material required for quantum computer chip fabrication; and
- Progressing our assessment of additional potential applications of the SILEX technology in fields such as medical radioisotopes together with potential commercial and strategic partners.

SILEX Uranium Enrichment

The SILEX technology is the only known third-generation laser-based uranium enrichment technology under commercial development today. Subject to the successful completion of the commercialisation project, market conditions and other factors, the SILEX technology could become a major contributor to nuclear fuel production for the world's current and future nuclear reactor fleet, through the production of uranium in several different forms:

- **Natural Grade Uranium (U_{nat}):** via enrichment of Department of Energy (DOE) owned inventories of depleted UF_6 tails at the proposed Paducah Laser Enrichment Facility (PLEF) to produce uranium (in the form of converted UF_6) at natural U^{235} assay of ~0.7%;
- **Low Enriched Uranium (LEU):** for use as fuel in today's conventional large-scale nuclear power reactors – which require fuel with U^{235} assays of between 4% and 5%, and potentially LEU+, a new grade of fuel with U^{235} assays between 5% and 10% being considered by several utilities for use in current nuclear reactors to improve economic performance; and
- **High Assay LEU (HALEU):** a customised fuel for next generation advanced Small Modular Reactors (SMRs) currently under development – many of which require fuel with U^{235} assays of between 10% and 20%.

Uranium production and enrichment are the two largest value drivers of the nuclear fuel cycle, accounting for nearly 80% of the value of a reactor fuel bundle at current market prices. Commercialisation of the SILEX uranium enrichment technology through licensee GLE may enable the SILEX technology to become a unique, multi-purpose nuclear fuel production platform for existing and emerging nuclear power generation systems.

Status of Nuclear Fuel Markets

Nuclear power plays an increasingly important role in the supply of carbon-free base load electricity and is anticipated to play a much greater role in the energy mix as countries around the world adopt energy policies to meet more urgent net-zero emissions targets. As evidenced at the 26th Conference of the Parties to the UN Framework Convention on Climate Change (COP26) held in Glasgow in November 2021, there are many countries which have prioritised government policy initiatives relating to tackling climate change and ensuring energy security, stating that nuclear power should form a meaningful part of their energy mix in the future.

According to the World Nuclear Association, there are currently 437 operable nuclear reactors globally with 59 reactors under construction and hundreds more planned. Today's operating reactor fleet currently generates ~10% of the world's electricity supply. These numbers could rise significantly over the next decade as governments strive to address the key issues of climate change and energy security.

The US is the world's largest producer of nuclear power with 92 operable reactors, currently accounting for more than 30% of worldwide nuclear generation of electricity. Despite bold nuclear construction programs in China, India and the Middle East, the US is expected to remain the largest nuclear power generator for years to come. Growth in demand for nuclear power is also being evidenced with life extensions for existing reactors. In the US, nearly all of the operable reactors have been granted operating licence extensions from 40 to 60 years, with some potentially planning to operate for 80 years or more.

Directors' Report

There is also growing interest and significant investment being made into the development of next generation advanced SMR technologies. Many advanced SMRs are being designed to operate with HALEU fuel, whilst other SMRs will use conventional LEU fuel or in some cases, LEU+ fuel.

The global nuclear fuel markets for uranium, conversion services and uranium enrichment services, have been tightening in recent years as the nuclear industry downturn of the prior decade slowly dissipated and climate change issues have turned public sentiment back in favour of nuclear power. From 2017, when the term price of uranium traded at ~US\$30 per pound, the term price of uranium has rallied to ~US\$50 per pound. Likewise, term conversion prices have increased from ~US\$12/kg to ~US\$26/kg in the same period.

Following the Russian invasion of Ukraine in February 2022, nuclear fuel markets, in particular for enrichment, have tightened even further. As a result of the exposed dependency on Russia, uranium enrichment term contract prices have substantially increased from around US\$70/SWU¹ to over US\$135/SWU since February as utilities seek to secure fuel supplies under the growing threat of sanctions on Russian sourced enriched uranium.

With significant growth forecasted in nuclear power generation around the world and the ever-increasing awareness of the potential contribution of nuclear energy to mitigate the adverse effects of climate change, we remain encouraged by the various opportunities emerging for the SILEX technology and GLE in the global nuclear industry.

The 'Triple Opportunity' for GLE and SILEX Technology

Two key factors are driving potential transformation of the global nuclear fuel supply chain, which in turn is presenting GLE with a 'Triple Opportunity' to produce three different grades of nuclear fuel, U_{nat}, LEU/LEU+ and HALEU – all via the deployment of the SILEX uranium enrichment technology:

- (1) the growing shift towards utilisation of nuclear power by many countries around the world in response to heightened concerns over global climate change;
- (2) the impact of the Russian invasion of Ukraine which threatens to disrupt the significant supply of Russian nuclear fuel to the US and other Western markets.

These factors have highlighted the degree to which Western nuclear fuel markets have become highly dependent on Russian nuclear fuel supply. Russia has historically provided a large proportion of global capacity for uranium, conversion and enrichment at 14%, 27% and 39% respectively².

This has created some urgency in establishing alternative supply sources to replace Russian sourced fuel in the medium-term. While there is no short-term solution to this situation, GLE could be very well positioned to help address the emerging nuclear fuel supply chain issues with the unique potential to produce all three grades of nuclear fuel required for current and future nuclear plants at the planned multi-purpose PLEF:

PLEF I: Production of natural grade UF₆ via tails processing with the SILEX technology (the original PLEF Project) which will also help alleviate UF₆ conversion supply pressure;

PLEF II: Production of LEU and LEU+ from natural UF₆ via an extension of the PLEF with additional SILEX enrichment capacity to supply fuel for existing reactors;

PLEF III: Production of HALEU via additional capacity of SILEX technology to supply fuel for next generation advanced SMRs.

The first opportunity is the original Paducah uranium production project which GLE has been planning for several years. The second and third opportunities, which could also be located at Paducah, would basically involve the addition of more SILEX technology uranium enrichment production modules (without further development of the technology).

¹SWU – Separative Work Unit – is the unit of enrichment traded in the market

²UxC, LLC various reports Q1 and Q2, 2022

Directors' Report

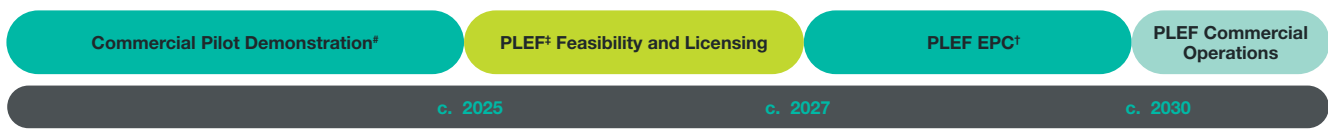
Strategic Engagement with Industry and Government Organisations

GLE's business strategy includes active engagement with industry and government organisations, aimed at developing areas of collaboration and support which will help expedite and de-risk GLE's commercialisation of the SILEX technology and the potential commencement of the PLEF. In June 2022, GLE signed two non-binding Letters of Intent (LOI) with US utilities Constellation Energy Generation and Duke Energy. The LOIs include measures to support GLE's deployment of SILEX uranium enrichment technology in the US and help address emerging demands across the nuclear fuel supply chain – described above as the 'Triple Opportunity'.

Potential Commercialisation Timelines*

While no decision has yet been made, Silex and Cameco are assessing the potential to accelerate GLE's commercialisation timeline, starting with the earlier completion of the pilot demonstration project. This could be coupled with bringing forward a commercial feasibility assessment and NRC licensing activities for the planned PLEF project. The diagram below depicts the baseline (original) and potentially accelerated timelines for commercialisation activities:

Baseline – GLE Commercialisation Timeline:



Potential Acceleration – GLE Commercialisation Timeline≈:



The original proposed Paducah commercial project involving the enrichment of depleted UF₆ tails inventories owned by the US DOE was conceived as an ideal path to market for the SILEX uranium enrichment technology and GLE during the period when a worldwide oversupply of enrichment services existed. Underpinning this opportunity is the 2016 Sales Agreement between GLE and the DOE which provides GLE access to large stockpiles of depleted uranium tails inventories. This Agreement was amended in 2020 to bring it into alignment with evolving market conditions.

The PLEF I commercial project opportunity involves GLE constructing the proposed natural UF₆ production plant utilising the SILEX technology to enrich the DOE tails inventories which have been stored in the form of depleted uranium hexafluoride (UF₆ – containing U²³⁵ assays from 0.25% up to 0.5%) to produce natural grade uranium (assay of ~0.7%). Subject to completion of the technology commercialisation project, regulatory approvals, financing and prevailing market conditions, it may be possible the PLEF I plant could commence commercial operations as early as 2027.

* Timelines subject to technology demonstration outcomes, market conditions, licensing, commercial support and other factors

Includes achievement of Technology Readiness Level 6 (TRL-6) as defined by DOE Technology Readiness Assessment Guide (G 413.3-4A)

‡ PLEF: Paducah Laser Enrichment Facility

† Engineering, Procurement and Construction (EPC) of commercial plant

≈ Potential acceleration remains subject to due diligence assessment and may vary according to differing scenarios

Directors' Report

The PLEF I plant will potentially produce natural UF_6 at a rate equivalent to a uranium mine with an annual output of up to 5 million pounds of uranium oxide for approximately 30 years, ranking in the top ten of today's uranium mines by production volume.

SILEX Technology License Agreement with GLE

The Technology Commercialisation and License Agreement between Silex and GLE is an exclusive worldwide license for exploitation of the SILEX technology for uranium enrichment. The License Agreement is independent of Silex's 51% equity interest in GLE and related commercial benefits flowing from that equity interest. The License Agreement includes royalty revenues and milestone payments to Silex as follows:

- Perpetual royalty of a minimum of 7% - on GLE's enrichment SWU revenues from use of the SILEX technology
- US\$20 million in Milestone Payments – payable to Silex triggered by commercial development milestones

A US\$15 million milestone payment was also received by Silex in July 2013. This was triggered by the successful completion of the Test Loop Phase 1 Program Milestone: Technology Demonstration and Validation. This milestone involved the demonstration of efficient enrichment with the SILEX laser technology at the prototype level. The receipt of potential additional milestone payments and royalties and the associated timing remains uncertain.

The Company continues to take a considered approach to the SILEX technology commercialisation program in line with current market conditions. Ultimately, the future of the technology and likelihood of success in the remaining commercialisation program is dependent on the continued recovery in the global markets for natural and enriched uranium. Commercialisation of the SILEX uranium enrichment technology therefore remains subject to these and other risks.

Zero-Spin Silicon for Quantum Computing

Silex's LIS technology has the potential to efficiently produce ZS-Si to provide a secure source of supply of this key enabling material for the emerging silicon quantum computing market, with sales of initial small quantities of ZS-Si anticipated to commence in 2023. The first batches of high purity ZS-Si product may be purchased by project partner, SQC under an Offtake Agreement that was executed in December 2019.

Quantum computers are expected to be thousands of times more powerful than the most advanced of today's conventional computers, opening new frontiers and opportunities in many industries, including medicine, artificial intelligence, cybersecurity and global financial systems. Many countries around the world are investing heavily in the development of quantum computing technology, with governments and key corporates (such as Intel, IBM, Google, Microsoft and others) vying for leadership in this emerging strategic industry.

The first stage of the three-stage project was successfully completed in June 2020, establishing 'proof-of-concept' for the silicon laser isotope separation (LIS) process identified by Silex. The second stage of the project was completed in January 2022 which involved the design, construction and operation of a scaled-up prototype demonstration facility, verifying the efficiency and scalability of the silicon LIS technology and the underlying economic limit of the process (in terms of achievable isotopic purity).

The third stage, scheduled to be completed in CY2022, aims to verify the capability of the SILEX technology for commercial production of high purity ZS-Si from the SILEX pilot demonstration facility, leading to a full techno-economic assessment of the ZS-Si business case. The construction of the pilot demonstration facility was completed in July 2022 and is currently being commissioned. Initial enrichment testing will commence shortly.

Following pilot production demonstration and the full economic assessment of the ZS-Si business case, the Company may proceed with the construction of a SILEX commercial ZS-Si production plant at Silex's Lucas Heights facility to produce ZS-Si in multiple product formats. The ZS-Si project remains dependent on the outcomes of the project and the viability of silicon quantum computing and is therefore at risk.

Directors' Report

cREO® Technology

In March 2022, IQE advised that it has paused development of the innovative cREO® advanced semiconductor technology until a commercial opportunity arises. Prior to the pause in development, IQE had been developing a product called IqepiMo™ which was built on cREO®, targeting 5G filters for mobile handset devices. IQE has said the technology has become a longer term development however, will retain the technology, capability and IP enabling redeployment if and when appropriate, subject to the continued payment of minimum royalties to Silix.

Minimum annual royalties have been payable by IQE since CY2019 with the CY2021 minimum royalty of US\$500k being received in February 2022.

The commercial prospects of the cREO® technology and the potential for any further minimum royalty payments remain uncertain and subject to risk following the pause in IQE's development program.

5. Earnings per share

	2022 Cents	2021 Cents
Earnings per share (loss) from continuing operations attributable to the ordinary equity holders of the Company		
Basic earnings per share	(4.8)	(4.0)
Diluted earnings per share	(4.8)	(4.0)
Earnings per share (loss) attributable to the ordinary equity holders of the Company		
Basic earnings per share	(4.8)	(4.0)
Diluted earnings per share	(4.8)	(4.0)

6. Significant changes in state of affairs

On 27 September 2021, Silix announced that it had completed an equity raise by way of a placement. 25,972,391 ordinary shares were issued. A Share Purchase Plan was also offered to eligible shareholders and a further 5,343,812 shares were issued. Total cash received from the placement and Share Purchase Plan, net of transaction costs, was \$38.4m.

7. Matters subsequent to the end of the financial year

The consolidated entity is not aware of any other matters or circumstances which are not otherwise dealt with in the financial statements that have significantly, or may significantly, affect the operations of the consolidated entity, the results of its operations or the state of the consolidated entity in subsequent years other than those referred to in this Directors' Report.

Directors' Report

8. Information on Directors

The following information is current as at the date of this report:

Mr Craig Roy MBA, MSc, FAICD. <i>Chair – Independent non-executive director</i>		
Experience and expertise	Independent non-executive director and Chair since January 2019. Former Deputy CEO of the CSIRO. Extensive experience as a company director and is currently a Non-executive Director of Sydney Water and Chair of the Australian Research Data Commons.	
Other current listed company directorships	None	
Former listed company directorships in last 3 years	None	
Special responsibilities	Chair of the Board Member of Audit Committee Chair of People & Remuneration Committee Chair of Global Laser Enrichment Holdings LLC	
Interests in shares, options and rights	Number of ordinary shares	259,507
	Number of options	Nil
	Number of rights	Nil

Dr Michael Goldsworthy BSc (Hons), MSc, PhD, FAIP, GAICD. <i>Chief Executive Officer/Managing Director</i>		
Experience and expertise	CEO/MD for thirty years. Founder of the Company and co-inventor of the SILEX laser isotope separation technology. Dr Goldsworthy has been the driving force behind the commercialisation program for the SILEX technology.	
Other current listed company directorships	None	
Former listed company directorships in last 3 years	None	
Special responsibilities	Chief Executive Officer / Managing Director Director of Global Laser Enrichment Holdings LLC	
Interests in shares, options and rights	Number of ordinary shares	6,176,055
	Number of options	900,000
	Number of rights	487,500

Directors' Report

Mr Christopher Wilks BCom, FAICD.

Non-executive director

Experience and expertise	Non-executive director since 1988. Finance director and CFO of Sonic Healthcare Limited. Various directorships of public companies held over the years.	
Other current listed company directorships	Executive director of Sonic Healthcare Limited since 1989 (Finance director since 1993)	
Former listed company directorships in last 3 years	None	
Special responsibilities	Chair of Audit Committee Member of People & Remuneration Committee	
Interests in shares, options and rights	Number of ordinary shares	2,833,716
	Number of options	Nil
	Number of rights	Nil

Ms Helen Cook LLM, LLB (Hons), BA.

Independent non-executive director

Experience and expertise	Independent non-executive director since October 2021. Commercial lawyer and international nuclear law specialist. Principal of GNE Advisory Pty Ltd, a law practice dedicated to the global civil nuclear energy sector.	
Other current listed company directorships	None	
Former listed company directorships in last 3 years	None	
Special responsibilities	Member of Audit Committee Member of People & Remuneration Committee	
Interests in shares, options and rights	Number of ordinary shares	12,000
	Number of options	Nil
	Number of rights	Nil

Directors' Report

The following director is a former director of the Silex Board:

Ms Melissa Holzberger LLM, Dip Intl Nuclear Law, LLB, BA, GDLP, FGIA, GAICD. <i>Independent non-executive director Resigned 14 October 2021</i>	
Experience and expertise	Independent non-executive director 2.5 years. Experienced company director, commercial lawyer and international nuclear law specialist. Founder and principal of the firm Sloan Holzberger Lawyers, is a Non-executive director of ASX-listed company, Paladin Energy Limited and is a member of the Federal Government's Australian Radiation Protection and Nuclear Safety Agency's (ARPANSA) Radiation Health and Safety Advisory Council.
Other current listed company directorships	Non-executive director of Paladin Energy Limited since May 2021.
Former listed company directorships in last 3 years	None
Special responsibilities	Chair of Audit Committee (until 14 October 2021) Member of People & Remuneration Committee (until 14 October 2021)
Interests in shares, options and rights	Number of ordinary shares (as at 14 October 2021) 27,777
	Number of options Nil
	Number of rights Nil

9. Meetings

The number of directors' meetings held during the financial year and the number of meetings attended by each director are set out in the following table:

Director's name	Directors' Meetings		Audit Committee Meetings		People & Remuneration Committee Meetings	
	Number Held*	Number Attended	Number Held*	Number Attended	Number Held*	Number Attended
Mr C A Roy	20	20	3	3	2	2
Dr M P Goldsworthy	20	20	▲	▲	▲	▲
Ms H G Cook	10	10	2	2	2	2
Mr C D Wilks	20	20	3	3	2	2
Former director						
Ms M K Holzberger	10	8	1	1	-	-

*Number of meetings held during the time the director held office or was a member of the committee during the year

▲ Not a member of the relevant committee at the time the scheduled meetings were held

Directors' Report

10. Remuneration Report

On behalf of the People & Remuneration Committee and the Board, I am pleased to present to you the FY2022 Silex Systems Limited Remuneration Report, for which we seek your support at our Annual General Meeting (AGM) in October 2022. The details of the remuneration received by the Company's Key Management Personnel (KMP) are prepared in accordance with accounting standards, legislative requirements and best practice corporate governance guidance.

The Company's People & Remuneration Committee oversees remuneration strategy, policy and framework, and executive KMP remuneration. The Committee regularly evaluates the Company's strategy and objectives and makes remuneration recommendations to the Board which include focused performance measures for executive KMP. Our remuneration strategy has the following objectives:

- attract, motivate and retain highly qualified and specialised personnel;
- alignment of remuneration outcomes with the successful delivery of the Company's strategy;
- align the interests of our directors and executive KMP with Silex's shareholders and other stakeholders; and
- ensure competitive, reasonable and transparent remuneration outcomes with appropriate standards of governance.

The Company continued its execution of its strategic priorities in FY2022, with solid progress on the SILEX uranium enrichment technology demonstration and commercialisation program in conjunction with GLE and addressing the evolving nuclear fuel market conditions. In addition, our ZS-Si project continued to progress at a steady pace and is now preparing for the final stages of demonstration of production for initial quantities of ZS-Si from the SILEX pilot demonstration facility.

As communicated in our last Remuneration Report, we have now granted multi-year incentives for our CEO/MD (as approved by shareholders at the 2021 AGM) and for our CFO/Company Secretary. These multi-year, equity-based incentives are viewed as both modest and appropriate given the significance of the potential achievement of the targets on the long-term value for shareholders. These incentives and the underlying performance objectives are described further in the report.

The Committee and the Board believe equity-based compensation is important to conserve cash reserves as much as possible and to motivate employees to align their interests with those of our shareholders to drive positive outcomes in the longer term. Our Employee Incentive Plan (EIP), is an important component of our remuneration structure to drive performance, incentivise retention and to also attract the best possible candidates for our Company. We are pleased that staff have welcomed the opportunity to receive equity-based compensation. The EIP allows us to use a variety of equity awards, vesting criteria, eligibility and tailored key performance indicators as may be appropriate from time to time.

Following a 12-year base remuneration freeze for our CEO/MD and a 6-year freeze for our CFO/Company Secretary and following careful consideration of performance, market data and conditions, the Board approved an increase of 8.72% for our CEO/MD and 7.07% for our CFO/Company Secretary from 1 July 2022. In addition, and as a reflection of the substantially increased activities and additional governance responsibilities of the Company and GLE and following consideration of market data, an increase of \$20,000 per annum was resolved to be paid to the Chair from 1 July 2022. These increases will be reflected in next year's Remuneration Report. All other Board and Committee fees remain unchanged since the last Remuneration Report.

Details of the remuneration outcomes for FY2022, reflecting the achievements during the year and the new multi-year equity-based remuneration arrangements for our executive KMP are provided in this report.

Directors' Report

We believe that our remuneration programs are modest, effective, align our team's interests with those of the Company's shareholders and reflect strong governance. We continuously monitor market developments and best practice recommendations with respect to compensation to ensure our decisions are appropriate in relation to the Company's performance and to enable adjustment of our remuneration structure and practices as required.

We invite you to review the full Remuneration Report and we look forward to answering any questions you may have at our AGM in October 2022.



Craig Roy

Chair, People & Remuneration Committee

Directors' Report

The Directors present the Remuneration Report for the year ended 30 June 2022, outlining key aspects of our remuneration policy and framework, and remuneration awarded for the Company's non-executive directors, executive directors and other executive Key Management Personnel (KMP).

The report contains the following sections:

- (a) Directors and KMP disclosed in this report
- (b) Remuneration governance
- (c) Linking remuneration structure to Company performance
- (d) Voting at the Company's 2021 Annual General Meeting
- (e) Elements of executive KMP remuneration
- (f) Link between FY2022 remuneration and performance
- (g) Contractual arrangements with executive KMPs
- (h) Non-executive directors' remuneration arrangements
- (i) Directors' and KMP remuneration
- (j) Performance-based remuneration granted and forfeited during the year
- (k) Terms and conditions of the equity-based payment arrangements
- (l) Reconciliation of options, rights and ordinary shares held by executive KMP

a) Directors and KMP disclosed in this report

The 2022 Remuneration Report has been prepared in accordance with the requirements of section 300A of the *Corporations Act 2001* and accounting standard requirements and applies to KMP of the Company. KMP are defined as those persons who have authority and responsibility for planning, directing and controlling the activities of the Company. The KMP covered in this report are as follows:

Name	Position
Non-executive and executive directors	
Mr C A Roy	Chair and Non-executive director
Dr M P Goldsworthy	CEO/Managing Director – Executive director
Ms H G Cook (from 14 October 2021)	Non-executive director
Mr C D Wilks	Non-executive director
Former Non-executive director	
Ms M K Holzberger (until 14 October 2021)	Non-executive director
Other executive KMP	
Ms J E Ducie	CFO/Company Secretary

Directors' Report

b) Remuneration governance

Board oversight

The Silex Board is ultimately responsible for ensuring that the Company's remuneration structure is equitable and aligned with the long-term interests of shareholders. The Board and its advisors are independent of Management when making decisions affecting employee remuneration.

People & Remuneration Committee structure

The People & Remuneration Committee is a committee of the Board comprised of a majority of independent non-executive directors. The Chair of the Committee is also an independent non-executive director. Its role is to make recommendations to the Board regarding the Company's remuneration policies and practices, including those applicable to the Company's KMP. Members of the People & Remuneration Committee as at the 30 June 2022 were as follows:

Committee members	Mr C A Roy Chair Ms H G Cook Mr C D Wilks
Committee secretary	Ms J E Ducie
Number of meetings in FY2022	2
Other individuals who regularly attended meetings	Dr M P Goldsworthy CEO/MD

The role of the People & Remuneration Committee is to:

- Review and recommend to the Board appropriate remuneration policies and practices that are competitive and reasonable for the Company relative to its performance, and to make specific recommendations in relation to KMP compensation, as well as the general application to all employees;
- Determine and recommend remuneration levels of the CEO/MD and CFO/Company Secretary for Board approval;
- Manage the incentive plans which apply to executive KMP, including key performance indicators and performance hurdles; and
- Review and make recommendations to the Board regarding the remuneration of non-executive directors.

The role and responsibilities of the People & Remuneration Committee are set out in the People & Remuneration Committee Charter, which is available on the Company's website at: <https://www.silex.com.au/corporate/corporate-governance/>.

The Company did not engage remuneration consultants during FY2022. The Company accesses market data and industry remuneration surveys and reports on a regular basis.

Directors' Report

c) Linking remuneration structure to Company performance

Remuneration strategy, policy and framework

In determining executive KMP remuneration, the Board's policy is based on the principle of aligning remuneration outcomes with the successful delivery of strategy whilst ensuring our remuneration practices are designed to attract, motivate and retain highly qualified and specialised personnel. High regard for contemporary market practice, good governance and alignment to changing business circumstances is maintained at all times. The Company aims to reward executive KMP with a level and mix of remuneration commensurate with their position and responsibilities within the Company that is competitive within the market.

Remuneration for executive KMP is reviewed annually and considers market data, insights into remuneration trends, the performance of the Company and the individual, and the broader economic and operating environment.

Following a review of the Company's executive KMP incentive programs during FY2021, a multi-year incentive program was developed, involving the issue of Short-term incentives (STIs), Long-term incentives (LTIs) and an Extended LTI using a variety of equity-based awards and therefore aligned with the creation of shareholder value over the long-term. The new Extended LTI for our CEO/MD was approved by shareholders at the 2021 AGM, and a similar incentive was granted for our CFO/Company Secretary.

The executive KMP remuneration framework comprises of two components:

- Total fixed remuneration; and
- At-risk incentives.

Directors' Report

Remuneration structure

Element	Purpose	Performance Metrics	Structure	Value
Total Fixed Remuneration (TFR)	Provide competitive market salary, including superannuation and non-monetary benefits	Nil	Base remuneration	Positioned at median market rate and with reference to role experience
STI*	Reward for in-year performance, retention via 2-year escrow period applied to any equity incentive award	Performance may be linked to financial metrics such as cash flow management and to non-financial measures, such as commercial deliverables, and other specific operational and strategic deliverables for the Company.	CEO: FY2022 - 75,000 Performance Rights**	Potential value: \$81,818
			<i>(Nb. FY2022 to FY2025 –award of 75,000 Performance Rights per annum. Underlying performance criteria to be set by the Board at the commencement of each financial year)</i>	
			A one-off gross cash bonus of \$60,000 was awarded to the CEO for FY2022 in recognition of the rebuilding of GLE post-closing of the Silex acquisition and general strong Company performance across the Company's technology commercialisation projects.	Value: \$60,000
			CFO: FY2022 - 70,000 Performance Rights	Potential value: \$51,436
			<i>(Nb. FY2022 to FY2024 – award of 70,000 Performance Rights per annum. Underlying performance criteria to be set by the Board at the commencement of each financial year)</i>	
			A one-off gross cash bonus of \$50,000 was awarded to the CFO for FY2022 in recognition of the rebuilding of GLE post-closing of the Silex acquisition and general strong Company performance across the Company's technology commercialisation projects.	Value: \$50,000

Directors' Report

Element	Purpose	Performance Metrics	Structure	Value
LTI*	Alignment to long-term shareholder value, retention via 2-year escrow period applied to any equity incentive award	Performance linked to contribution to the creation of shareholder value over the longer term.	CEO: FY2022 – 750,000 options** issued 29 October 2021***, representing 150,000 options per annum for FY2021 through to and including FY2025	Potential value: \$577,470 <i>Expensed over FY2021 to FY2027.</i>
			CFO: FY2022 – 300,000 options issued 29 October 2021***, representing 100,000 options per annum for FY2022 through to and including FY2024	Potential value: \$139,390 <i>Expensed over FY2022 to FY2026.</i>
Extended LTI*	Alignment to long-term shareholder value, retention via 2-year escrow period applied to any equity incentive award	Performance linked to scale-up of the unique SILEX uranium enrichment technology by 31 December 2025.	CEO: FY2022 – 412,500 Performance Rights** (to cover 5.5 performance years commencing 1 July 2020 and ending 31 December 2025)	Potential value: \$466,950
			CFO: 300,000 Performance Rights (to cover 5 performance years commencing 1 July 2021 and ending 30 June 2026)	Potential value: \$239,550 <i>Expensed over FY2022 to FY2026.</i>

*At all times the Board has the discretion to make a final determination based on Company performance or other factors. Incentive awards may be clawed back or cancelled if the relevant executive acts fraudulently or dishonestly or breaches their obligations to the Company

**Approved by shareholders at the 2021 AGM

***Option exercise price of \$0.94, based on the 10-trading day VWAP preceding 25 June 2021

Directors' Report

TFR is comprised of base salary and superannuation. TFR is reviewed annually, or on promotion. It is benchmarked against market data for comparable roles in companies in a similar industry and with similar market capitalisation. The Committee aims to position executives at or near the median, with flexibility to take into account capability, experience, and value to the organisation and performance of the individual. With regard to FY2022, it was once again resolved that no increases be awarded with respect to TFR.

Being cognizant of a 12 and 6-year base remuneration freeze for our CEO/MD and CFO/Company Secretary respectively and following careful consideration of performance, market data and conditions, the Committee recommended an increase of 8.72% for our CEO/MD and 7.07% for our CFO/Company Secretary from 1 July 2022 (i.e., for FY2023).

A multi-year equity-based incentive program has been developed, involving the issue of Short-term incentives (STIs), Long-term incentives (LTIs) and Extended LTIs for the CEO/MD and CFO/Company Secretary. Annual STIs and LTIs have been set through to FY2024 for the CFO and FY2025 for the CEO, in order to drive performance and talent retention. STIs have a 12-month performance period. LTIs are assessed over a three-year period and are designed to promote long-term stability in share price appreciation.

The CEO's Extended LTI has performance criteria specifically tailored to outcomes relating to the scale-up of the unique SILEX uranium enrichment technology and will be assessed over a performance period ending 31 December 2025. Achievement of the CEO's Extended LTI will be subject to independent Board verification. The Extended LTI for the CFO has performance criteria tailored to growth in long-term shareholder value and will be assessed over a performance period ending 30 June 2026.

Assessing performance and claw-back of remuneration

The People & Remuneration Committee is responsible for assessing performance against KPIs and determining the incentive awards to be paid to all senior management. To assist in this assessment, the Committee receives detailed reports on performance from Management which are based on independently verifiable data such as financial measures, market information and data from independently run surveys. At all times, the Board has the discretion to make a final determination.

In the unlikely event of serious misconduct or a material misstatement in the Company's financial statements the Board can cancel or defer performance-based remuneration and may also claw back performance-based remuneration paid in previous financial years.

d) Voting at the Company's 2021 Annual General Meeting

Silex Systems Limited received more than 95% of "yes" votes on its Remuneration Report for the 2021 financial year.

Directors' Report

e) Elements of executive KMP remuneration

The executive KMP remuneration for FY2022 comprised the following elements:

	CEO/MD	CFO/Company Secretary
Total Fixed Remuneration (TFR)		
Composition	Base salary and superannuation	Base salary and superannuation
Assessment	Based on responsibilities, performance and market data	Based on responsibilities, performance and market data
At risk	No	No
Short-Term Incentives		
Composition	An equity-based STI may be granted annually at the discretion of the Board. As per shareholder approval at the 2021 AGM, the current STI comprises an annual grant of 75,000 Performance Rights through to FY2025.	An equity-based STI may be granted annually at the discretion of the Board. The STI is intended to comprise an annual grant of 70,000 Performance Rights through to FY2024.
Opportunity	75,000 Performance Rights	70,000 Performance Rights
Assessment	KPIs were intended to be stretch targets and focussed on delivering priorities associated with increasing shareholder value, including delivery of technology milestones for the Company's projects and the achievement of other strategic and commercial performance measures associated with both Silex and GLE. Assessment: 95% of the performance rights will vest subject to completion of an underlying service-condition ending 31 July 2022. 71,250 shares are pending for issue to the CEO. The shares to be issued are subject to a 2-year trading restriction from the date of issue.	KPIs were intended to be stretch targets and focussed on delivering priorities associated with increasing shareholder value, including delivery of technology milestones for the Company's projects and the achievement of other strategic and commercial performance measures associated with both Silex and GLE. Assessment: 95% of the performance rights will vest subject to completion of an underlying service-condition ending 31 July 2022. 66,500 shares are pending for issue to the CFO. The shares to be issued are subject to a 2-year trading restriction from the date of issue.
One-off Cash STI	A one-off gross cash bonus of \$60,000 was awarded in recognition of the rebuilding of GLE post-closing of the Silex acquisition and general strong Company performance across the Company's technology commercialisation projects.	A one-off gross cash bonus of \$50,000 was awarded in recognition of the rebuilding of GLE post-closing of the Silex acquisition and general strong Company performance across the Company's technology commercialisation projects.
Board discretion	The Board has discretion to adjust remuneration outcomes up or down to prevent any inappropriate reward outcomes, including reducing (down to zero, if appropriate) any STI award.	The Board has discretion to adjust remuneration outcomes up or down to prevent any inappropriate reward outcomes, including reducing (down to zero, if appropriate) any STI award.
Long-Term Incentives		
Composition	As per shareholder approval at the 2021 AGM, an equity-based LTI to cover five performance years (i.e., FY2021 through to and including FY2025) was issued. The multi-year incentive, equivalent to an annual grant of 150,000 options, was issued on 29 October 2021 for the five years ending 30 June 2025.	An equity-based LTI to cover three performance years has been granted (i.e., FY2022 through to and including FY2024). The multi-year incentive, equivalent to an annual grant of 100,000 options, was issued on 29 October 2021 for three years ending 30 June 2024.
Opportunity	Issue of 750,000 options (i.e., 150,000 options attributable to each year from FY2021 to FY2025)	Issue of 300,000 options (i.e., 100,000 options attributable to each year from FY2022 to FY2024)

Directors' Report

	CEO/MD	CFO/Company Secretary
Assessment	The equity-based LTI have vesting periods that end from 25 June 2024 to 30 June 2027. In the event the options are eligible to be exercised, any resulting allotment of Silex Systems Limited shares will be subject to a further escrow period of 2 years.	The equity-based LTI have vesting periods that end from 30 June 2024 to 30 June 2026. Any resulting allotment of Silex Systems Limited shares on completion of the underlying service-condition and option exercise, will be subject to a further escrow period of 2 years.
Exercise price	In accordance with shareholder approval, the options' exercise price is \$0.94. This exercise price was determined based on the volume weighted average price at which the Company's shares were traded on the Australian Stock Exchange for the 10-trading days preceding 25 June 2021.	The options' exercise price of \$0.94 was determined based on the volume weighted average price at which the Company's shares are traded on the Australian Stock Exchange for the 10-trading days preceding the 25 June 2021.
Forfeiture and termination	Options will lapse if vesting conditions are not met. Options will be forfeited on cessation of employment unless the Board determines otherwise.	Options will lapse if vesting conditions are not met. Options will be forfeited on cessation of employment unless the Board determines otherwise.
Board discretion	The Board has discretion to adjust remuneration outcomes up or down to prevent any inappropriate reward outcomes, including reducing (down to zero, if appropriate) any LTI award.	The Board has discretion to adjust remuneration outcomes up or down to prevent any inappropriate reward outcomes, including reducing (down to zero, if appropriate) any LTI award.
Extended Long-Term Incentive		
Composition	As per shareholder approval at the 2021 AGM, the equity-based Extended LTI is a multi-year incentive equivalent to 412,500 Performance Rights for a 5.5 year performance period ending 31 December 2025.	An equity-based Extended LTI is a multi-year incentive equivalent to 300,000 Performance Rights for a 5-year performance period ending 30 June 2026.
Opportunity	Issue of 412,500 Performance Rights	Issue of 300,000 Performance Rights (granted 21 June 2022 and to be issued in FY2023)
Assessment	The performance period of the Extended LTI commenced on 1 July 2020 and ends 31 December 2025. The performance criteria are linked to specifically tailored outcomes relating to the scale-up of the unique SILEX uranium enrichment technology and will be assessed over a performance period ending 31 December 2025. Achievement will be subject to independent Board verification and the Extended LTI may be subject to early-vesting. In the event the performance criteria is achieved, any resulting allotment of Silex Systems Limited shares will be subject to a further escrow period of 2 years.	The performance period of the Extended LTI commenced on 1 July 2021 and ends 30 June 2026. The Extended LTI is subject to service-based and performance-based criteria linked to increased shareholder value. In the event the vesting criteria is achieved, any resulting allotment of Silex Systems Limited shares will be subject to a further escrow period of 2 years.
Forfeiture and termination	Performance Rights will lapse if performance conditions are not met. Rights will be forfeited on cessation of employment unless the Board determines otherwise.	Performance Rights will lapse if performance conditions are not met. Rights will be forfeited on cessation of employment unless the Board determines otherwise.
Board discretion	The Board has discretion to adjust remuneration outcomes up or down to prevent any inappropriate reward outcomes, including reducing (down to zero, if appropriate) any Extended LTI award.	The Board has discretion to adjust remuneration outcomes up or down to prevent any inappropriate reward outcomes, including reducing (down to zero, if appropriate) any Extended LTI award.

Directors' Report

f) Link between FY2022 remuneration and performance

FY2022 performance and impact on remuneration

The Company's performance during FY2022 remained strong, with continued delivery on a number of strategic priorities including, solid progress with the execution of the SILEX uranium enrichment technology demonstration and commercialisation program in conjunction with GLE and preparing to respond to evolving nuclear fuel market conditions, and the continued progress with regard to our ZS-Si project, which is in the final stages of demonstration of production for initial quantities of ZS-Si from the SILEX pilot demonstration facility. This performance and the execution of the various opportunities presenting to the Company was reflected in the appreciation of the Silex share price during FY2022. For further information on the Company's performance during the year, refer to the Operating and Financial Review in Section 4 of this Directors' Report.

As a result of these positive achievements, the Board awarded both the CEO/MD and CFO/Company Secretary 95% of the FY2022 performance rights (subject to completion of the service-condition ending 31 July 2022). In addition, the Board's implementation of multi-year equity-based incentives for the Company's executive KMP is intended to retain KMP and to provide longer term benefits if key service and performance conditions are met together with sustained appreciation in shareholder value.

Statutory performance indicators

We aim to align executive KMP remuneration to our strategic and business objectives and the creation of shareholder wealth. The below table shows measures of the Company's financial performance over the last five years as required by the *Corporations Act 2001*. However, as a pre-revenue company, the below measures are generally not the measures used in determining the variable amounts of remuneration to be awarded to KMPs. As a consequence, there is only a partial correlation between the statutory key performance measures and the variable remuneration awarded.

Year ended 30 June	EPS Cents	Total STI awards to KMP (\$)	Share price at 30 June (\$)
2018	(2.7)	N/A	0.20
2019	(3.0)	60,000	0.40
2020	(4.5)	61,600	0.78
2021	(4.0)	62,935	0.90
2022*	(4.8)	228,601	2.10

*Includes one-off performance payment (cash) of \$60,000 for the CEO/MD and \$50,000 for the CFO/Company Secretary and STIs paid via Performance Rights

Directors' Report

g) Contractual arrangements with executive KMPs

Component	CEO/MD	CFO/Company Secretary
Total Fixed Remuneration	\$550,000	\$325,000
Contract duration	Ongoing Common Law Contract	Ongoing Common Law Contract
Notice by the individual or Company	6 months	6 months
Termination of employment (without cause)	<p>Partial payment for pro-rata STI, if applicable, may be at Board discretion</p> <p>Unvested LTI and Extended LTI may remain on foot subject to achievement of the performance criteria at the original date of testing</p> <p>Payment of Long Service Leave accrued prior to 31 December 2014 at pre-1 January 2015 TFR of \$800,000. Long Service Leave accrued after 1 January 2015 will be payable as per statutory requirements</p>	<p>Partial payment for pro-rata STI, if applicable, may be at Board discretion</p> <p>Unvested LTI and Extended LTI may remain on foot subject to achievement of the performance criteria at the original date of testing</p>
Termination of employment (with cause) or by the individual	STI is not awarded and all unvested LTI and Extended LTI will lapse. Vested and unexercised LTI may be exercised following termination at Board discretion	STI is not awarded, and all unvested LTI and Extended LTI will lapse. Vested and unexercised LTI may be exercised following termination at Board discretion

Directors' Report

h) Non-executive directors' remuneration arrangements

Non-executive directors receive a directors' fee and a fee for chairing or participating on Board committees. They do not receive performance-based pay or retirement allowances. The fees are exclusive of superannuation and are reviewed annually taking into account comparable roles and market data. The directors' fees were reviewed in FY2022 and an annual fee increase of \$20,000 was resolved to be paid to the Chair with effect from 1 July 2022 reflecting the substantial increase in activities and additional governance responsibilities of the Company and GLE. Other Board and Committee fees have not changed since the last Remuneration Report.

Additional fees may be payable to non-executive directors should they undertake specific consulting projects for the Company in the areas of their expertise. No additional fees were paid for additional services and consulting rendered during FY2022.

The maximum annual aggregate directors' fee pool limit is \$750,000 and was approved by shareholders at the 2011 AGM.

All non-executive directors enter into a written agreement with the Company in the form of a letter appointment.

The current annual fee structure is outlined below:

	From 1 July 2022	Year ended 30 June 2022
Chair	120,000	100,000
Other Non-executive directors	80,000	80,000
Audit Committee – Chair	10,000	10,000
Audit Committee – Member	8,000	8,000
People & Remuneration Committee – Chair	10,000	8,000
People & Remuneration Committee – Member	8,000	8,000
Other		
Global Laser Enrichment Holdings LLC – Chair*	40,000	40,000

*Payable from 1 January 2021 for the 3 years ending 31 December 2023. Payable 50% in cash and 50% via the issue of Silix shares, as approved by shareholders at the 2021 AGM.

Directors' Report

i) Directors' and KMP remuneration

The table below has been prepared in accordance with the requirements of the *Corporations Act 2001* and relevant accounting regulations in Australia. This table details the remuneration for the Company's KMP for the current and previous financial year.

Name	Year	Fixed remuneration				Variable remuneration			Total	Perf. Related %
		Cash salary and fees [*] \$	Non-monetary benefits – shares [†] \$	Annual and long service leave [‡] \$	Post-employment benefits \$	Perf. Payments (cash) [§] \$	Perf. Rights (deferred shares) [§] \$	Options [§] \$		
Executive directors										
Dr M P Goldsworthy	2022	524,406	-	21,952	27,468	60,000	151,037	156,754	941,617	39%
	2021	526,106	-	5,494	23,894	-	43,758	21,202	620,454	10%
Non-executive directors										
Mr C A Roy [†]	2022	154,242	46,408	-	-	-	-	-	200,650	-
	2021	137,358	10,000	-	3,803	-	-	-	151,161	-
Ms H G Cook	2022	68,571	-	-	6,857	-	-	-	75,428	-
(from 14/10/2021)	2021	-	-	-	-	-	-	-	-	-
Mr C D Wilks	2022	97,429	-	-	9,743	-	-	-	107,172	-
	2021	96,000	-	-	9,120	-	-	-	105,120	-
Former directors										
Ms M K Holzberger	2022	28,389	-	-	2,839	-	-	-	31,228	-
(until 14/10/2021)	2021	98,000	-	-	9,310	-	-	-	107,310	-
Other key management personnel and group executives										
Ms J E Ducie	2022	299,406	-	10,838	27,468	50,000	122,784	86,325	596,821	43%
	2021	302,906	-	19,009	22,094	-	20,190	21,462	385,661	11%
Total executive directors and other KMP	2022	823,812	-	32,790	54,936	110,000	273,821	243,079	1,538,438	
	2021	829,012	-	24,503	45,988	-	63,948	42,664	1,006,115	
Total NED remuneration	2022	348,631	46,408	-	19,439	-	-	-	414,478	
	2021	331,358	10,000	-	22,233	-	-	-	363,591	
Total KMP[¶] remuneration	2022	1,172,443	46,408	32,790	74,375	110,000	273,821	243,079	1,952,916	
	2021	1,160,370	10,000	24,503	68,221	-	63,948	42,664	1,369,706	

* Short-term benefits as per Corporations Regulations 2M 3.03(1) Item 6.

Other long-term benefits as per Corporations Regulations 2M 3.03(1) Item 8. The amounts disclosed in this column represent the increase/ (decrease) in the associated provisions.

‡ Equity-settled share-based payments as per Corporations Regulations 2M.3.03(1) Item 11. With regard to the group's executives, this includes STI (via Performance Rights), LTI (via Options) and Extended LTI (via Performance Rights).

† The Company commenced payment of directors' fees for the role of Chair of Global Laser Enrichment Holdings LLC to Mr C A Roy from 1 January 2021. Refer to section h) for further details.

≈ Total KMP remuneration (including executive KMP and NEDs) has increased by \$583,210 compared to the prior year. \$446,696 of the increase is due to an increase in share-based payments, including the accounting impact of the multi-year equity-based incentives for the Company's executive KMP. \$110,000 of the increase relates to one-off performance payments (cash) to executive KMP.

Directors' Report

j) Performance-based remuneration granted and forfeited during the year

A summary of the performance-based remuneration granted and forfeited to the executive KMP during FY2022:

Name	STI (Rights)			STI (Cash)			LTI (Options)		Extended LTI (Rights)		
	Total opportunity \$	Awarded* %	Forfeited %	Total opportunity \$	Awarded %	Forfeited %	Value granted** \$	Value exercised \$	Value granted** \$	Awarded %	Forfeited %
Dr M P Goldsworthy	81,818	95%	5%	60,000	100%	0%	577,470	115,500	466,950	-	-
Ms J E Ducie	51,436	95%	5%	50,000	100%	0%	139,390	91,500	239,550	-	-

* STI (Rights) Awards subject to completion of service-based condition ending 31 July 2022.

** The value at grant date calculated in accordance with AASB 2 Share-based Payment of options and rights granted during the year as part of remuneration. The Extended LTI rights for Dr M P Goldsworthy were issued 29 October 2021 and the Extended LTI rights for Ms J E Ducie are pending for issue.

k) Terms and conditions of the equity-based payment arrangements

STI – Performance Rights

Commencing FY2021, an annual STI in the form of Performance Rights is to be issued to executive KMP. The rights vest at the end of a 12-month performance period subject to the achievement of individually tailored KPIs. Each right that vests is converted into one ordinary share. The rights carry no dividend or voting rights.

The fair value of the rights is determined based on the market price of the Company's shares at the grant date or for those rights which are subject to a market condition, with reference to a Monte Carlo simulation taking into account the volatility of the Company's shares and other factors.

Grant Date	Vesting date	Value per right grant date	Performance achieved %	Vested %*
26/07/2021	31/07/2022	\$0.791	94%	-
26/07/2021	31/07/2022	\$0.510	100%	-
14/10/2021	31/07/2022	\$1.132	94%	-
14/10/2021	31/07/2022	\$0.721	100%	-

* Award subject to completion of service-based condition ending 31 July 2022.

Directors' Report

LTI – Options

The number of options over ordinary shares in the Company provided as remuneration to executive KMP is shown below. The options carry no dividend or voting rights. The options are subject to a service-based condition which must be satisfied for the options to vest.

When exercisable, each option is convertible into one ordinary share of Silex Systems Limited. The exercise price of options is based on the volume weighted average price at which the Company's shares are traded on the Australian Stock Exchange for the 10-trading days before the options are granted or for the 10-trading days preceding a Board resolution to grant options. Details of options vested during the year are shown below.

The terms and conditions of each grant of options affecting remuneration in the current or a future reporting period are as follows:

Grant date	Vesting and exercise date	Expiry date	Exercise price	Value per option at grant date	Performance achieved %	Vested %
21/05/2019	21/05/2022	20/05/2024	\$0.35	\$0.1635	100%	100%
02/12/2019	21/05/2022	01/12/2024	\$0.35	\$0.1589	100%	100%
01/04/2020	01/04/2023	31/03/2025	\$0.21	\$0.1458	TBD	TBD
23/11/2020	23/11/2023	22/11/2025	\$0.57	\$0.3056	TBD	TBD
24/03/2021	24/03/2024	23/03/2026	\$1.20	\$0.6709	TBD	TBD
26/07/2021	30/06/2024	28/10/2026	\$0.94	\$0.4321	TBD	TBD
26/07/2021	30/06/2025	30/06/2027	\$0.94	\$0.4714	TBD	TBD
26/07/2021	30/06/2026	30/06/2028	\$0.94	\$0.4904	TBD	TBD
14/10/2021	25/06/2024	28/10/2026	\$0.94	\$0.7249	TBD	TBD
14/10/2021	30/06/2024	28/10/2026	\$0.94	\$0.7249	TBD	TBD
14/10/2021	30/06/2025	28/10/2027	\$0.94	\$0.7727	TBD	TBD
14/10/2021	30/06/2026	28/10/2028	\$0.94	\$0.7965	TBD	TBD
14/10/2021	30/06/2027	28/10/2029	\$0.94	\$0.8308	TBD	TBD

Extended LTI – Performance Rights

Extended LTIs in the form of Performance Rights have been granted to executive KMP. The rights vest at the end of multi-year performance periods subject to the achievement of individually tailored objectives. Each right that vests is converted into one ordinary share. The rights carry no dividend or voting rights.

The fair value of the rights is determined based on the market price of the Company's shares at the grant date or for those rights which are subject to a market condition, with reference to a Monte Carlo simulation taking into account the volatility of the Company's shares and other factors.

Grant date	Vesting date	Value per right grant date	Performance achieved	Vested %
14/10/2021	No later than 31/12/2025	\$1.132	TBD	TBD
21/06/2022	30/06/2023	\$0.742	TBD	TBD
21/06/2022	30/06/2024	\$0.808	TBD	TBD
21/06/2022	30/06/2025	\$0.809	TBD	TBD
21/06/2022	30/06/2026	\$0.835	TBD	TBD

Directors' Report

l) Reconciliation of options, rights and ordinary shares held by executive KMP

Options held by KMP

The table below shows a reconciliation of options held by each executive KMP from the beginning to the end of FY2022. There were no vested and exercisable options as at 30 June 2022.

Name and grant date	Balance at the start of the year	Granted as compensation	Vested		Exercised	Other changes	Balance at end of year	
			Number	%			Vested and exercisable	Unvested
Dr M P Goldsworthy								
02/12/2019	100,000	-	100,000	100%	100,000	-	-	-
23/11/2020	150,000	-	-	-	-	-	-	150,000
14/10/2021	-	750,000	-	-	-	-	-	750,000
Ms J E Ducie								
21/05/2019	100,000	-	100,000	100%	100,000	-	-	-
01/04/2020	100,000	-	-	-	-	-	-	100,000
24/03/2021	200,000	-	-	-	-	-	-	200,000
26/07/2021	-	300,000	-	-	-	-	-	300,000

Rights held by KMP

The table below shows a reconciliation of rights held by each KMP from the beginning to the end of FY2022.

Name and grant date	Balance at the start of the year	Granted as compensation	Vested		Forfeited		Balance at end of year (Unvested)
			Number	%	Number	%	
Dr M P Goldsworthy							
14/10/2021	-	412,500	-	-	-	-	412,500
14/10/2021*	-	75,000	-	-	-	-	75,000
Ms J E Ducie**							
25/09/2020	50,000	-	41,666	83%	8,334	17%	-
25/10/2021*	-	70,000	-	-	-	-	70,000

*95% of the performance rights will vest subject to completion of an underlying service-condition on 31 July 2022.

**300,000 Extended LTI rights for Ms J E Ducie with a grant date of 21 June 2022 will be issued in FY2023.

Directors' Report

Shares held by KMP

The below table shows the number of ordinary shares in the Company that were held during the financial year by KMP of the Company, including by entities related to them:

Name	Balance at the start of the year	Received during the year on the exercise of options	Received on vesting of rights to shares	Other changes during the year	Balance at the end of the year
Directors of Silex Systems Limited					
Mr C A Roy	175,000	-	-	84,507	259,507
Dr M P Goldsworthy	5,999,055	100,000	77,000	-	6,176,055
Ms H G Cook	N/A	-	-	12,000	12,000
Mr C D Wilks	2,814,021	-	-	19,695	2,833,716
Former director					
Ms M K Holzberger*	27,777	-	-	-	N/A
Other executive KMP					
Ms J E Ducie	20,000	100,000	41,666	-	161,666

* This information relates to the period the individual was a director.

Securities Trading Policy

The Silex Securities Trading Policy applies to all staff including KMP. It prohibits staff from buying or selling Silex securities at times when they are in possession of inside information. In addition, staff are only permitted to trade in Silex securities during certain open periods. The Silex Securities Trading Policy is available on the Company's website at www.silex.com.au/corporate/corporate-governance/.

Directors' Report

11. Shares under option

Unissued ordinary shares of Silex Systems Limited under option at the date of this report are as follows:

Date options granted*	Expiry date	Issue price of shares	Number under option
21/05/2019	20/05/2024	\$0.35	140,000
01/04/2020	31/03/2025	\$0.21	660,000
23/11/2020	22/11/2025	\$0.57	150,000
24/03/2021	23/03/2026	\$1.20	1,000,000
26/07/2021	Various	\$0.94	300,000
14/10/2021	Various	\$0.94	750,000
18/03/2022	17/03/2027	\$1.19	600,000

* The options granted include issues to eligible employees in accordance with the Employee Incentive Plan and includes options granted as remuneration to KMP.

No option holder has any right under the options to participate in any other share issue of the Company or any other entity. No options were granted since the end of the financial year.

12. Company secretary

Ms J E Ducie BBus, CA, MBA (Exec), GAICD was appointed to the position of Company secretary in 2010. Before joining Silex, Ms Ducie held a senior finance position in the Construction industry in the Middle East and prior to that worked as a Senior Associate with a Chartered Accounting Practice.

13. Indemnification and insurance of directors

The Company has entered into Deeds to indemnify the directors of the Company against all liabilities to persons (other than the Company or related body corporate) which arise out of the performance of their normal duties as directors or executive officers unless the liability relates to conduct involving lack of good faith. The Company has agreed to indemnify the directors and executive officers against all costs and expenses incurred in defending an action that falls within the scope of the indemnity.

The Directors' & Officers' Liability Insurance provides cover against all costs and expenses involved in defending legal actions and any resulting payments arising from a liability to persons (other than the Company) incurred in their position as a director or executive officer unless the conduct involves a wilful breach of duty or an improper use of inside information or position to gain advantage. The insurance policy does not allow specific disclosure of the nature of the liabilities insured against or the premium paid under the policy.

Directors' Report

14. Environmental regulation

Silex seeks to be compliant with all environmental laws and regulations relevant to its operations. The Company monitors compliance on a regular basis. The Audit Committee has oversight of environmental risks and compliance.

The Company is subject to the environmental and health and safety regulations applicable to tenants of the Lucas Heights Science and Technology Centre. The Company is also bound by the rules and regulations set out in the Australian Radiation Protection and Nuclear Safety Act, 1998, and is a licensee under the Act.

To the best of the Directors' knowledge, all environmental and health and safety regulatory requirements have been met and there have been no claims made, prosecutions commenced or fines incurred during the financial year.

15. Non-audit services

The Company may decide to employ the auditor on assignments additional to their statutory audit duties where the auditor's expertise and experience with the Company and/or the consolidated entity are important.

During the year, there were no fees paid or payable for non-audit services provided by the auditor of the parent entity, its related practices and non-related audit firms.

16. Auditors' independence declaration

A copy of the auditors' independence declaration as required under section 307C of the *Corporations Act 2001* is set out on page 52.

This report is made in accordance with a resolution of the Directors.



Dr M P Goldsworthy
CEO/MD

Sydney, 25 August 2022



Mr C A Roy
Chair

Auditor's independence declaration

As lead auditor for the audit of Silex Systems Limited for the year ended 30 June 2022, I declare that to the best of my knowledge and belief, there have been:

- (a) no contraventions of the auditor independence requirements of the Corporations Act 2001 in relation to the audit; and
- (b) no contraventions of any applicable code of professional conduct in relation to the audit.

This declaration is in respect of Silex Systems Limited and the entities it controlled during the year.



Aishwarya Chandran
Partner
PricewaterhouseCoopers

Sydney
25 August 2022

PricewaterhouseCoopers, ABN 52 780 433 757

One International Towers Sydney, Watermans Quay, Barangaroo NSW 2000, GPO BOX 2650, SYDNEY NSW 2001
T +61 2 8266 0000, F +61 2 8266 9999, www.pwc.com.au

Level 11, 1PSQ, 169 Macquarie Street, Parramatta NSW 2150, PO Box 1155 Parramatta NSW 2124
T +61 2 9659 2476, F +61 2 8266 9999, www.pwc.com.au

Liability limited by a scheme approved under Professional Standards Legislation

Corporate Governance Statement

30 June 2022

Silex Systems Limited (the Company) and the Board are committed to achieving and demonstrating the highest standards of corporate governance. The Company has reviewed its corporate governance practices against the Corporate Governance Principles and Recommendations (*4th Edition*) published by the ASX Corporate Governance Council.

The 2022 Corporate Governance Statement is dated as at 30 June 2022 and reflects the corporate governance practices in place throughout the 2022 financial year. The 2022 Corporate Governance Statement was approved by the Board and lodged with the ASX Appendix 4G on 25 August 2022. A description of the Company's current corporate governance practices is set out in the Company's Corporate Governance Statement which can be viewed at www.silex.com.au/Corporate-Governance.



Financial Report

for the year ended 30 June 2022

Contents

Financial statements	
Consolidated income statement	56
Consolidated statement of comprehensive income	57
Consolidated balance sheet	58
Consolidated statement of changes in equity	59
Consolidated statement of cash flows	60
Notes to the financial statements	61
Directors' declaration	103
Independent auditor's report to the members	104

This financial report covers the consolidated entity consisting of Silex Systems Limited and its subsidiaries. The financial report is presented in the Australian currency.

Silex Systems Limited is a company limited by its shares, incorporated and domiciled in Australia. Its registered office and principal place of business is:

Silex Systems Limited
Building 64
Lucas Heights Science & Technology Centre
New Illawarra Road
Lucas Heights NSW 2234
Australia

A description of the nature of the consolidated entity's operations and its principal activities is included in the Directors' Report on pages 20 to 28, which is not part of this financial report.

The financial report was authorised for issue by the Directors on 25 August 2022. The Directors have the power to amend and reissue the financial report.

All announcements, financial reports and other information are available on our website: www.silex.com.au



SILEX SYSTEMS LIMITED
& ITS SUBSIDIARIES

ABN 69 003 372 067

Consolidated income statement

for the year ended 30 June 2022

	Notes	2022 \$	2021 \$
Revenue from contracts with customers	3	4,217,102	1,924,440
Interest revenue	3	177,652	143,435
Revenue from continuing operations		4,394,754	2,067,875
Other income	4	2,817,759	1,365,733
Research and development materials		(1,238,917)	(594,567)
Development expenditure		–	(1,601,413)
Finance costs	5	(20,123)	(1,590)
Depreciation and amortisation expense	5	(441,495)	(312,332)
Employee benefits expense		(5,840,343)	(4,427,100)
Consultants and professional fees		(604,905)	(675,834)
Printing, postage, freight, stationery and communications		(62,072)	(46,529)
Property outgoings		(66,609)	(46,973)
Net foreign exchange losses		–	(219,823)
Net impairment gains /(losses)		13,554	(2,665)
Share of net loss of associates and joint ventures accounted for using the equity method	15(b)	(7,952,325)	(2,125,072)
Other expenses from continuing activities		(463,700)	(306,978)
(Loss) before income tax		(9,464,422)	(6,927,268)
Income tax expense	6	–	–
Net (loss) from continuing operations		(9,464,422)	(6,927,268)
Net (loss) for the year		(9,464,422)	(6,927,268)
Net (loss) is attributable to:			
Owners of Silex Systems Limited		(9,464,422)	(6,927,268)

		Cents	Cents
Earnings per share (loss) from continuing operations attributable to the ordinary equity holders of the company			
Basic earnings per share	21	(4.8)	(4.0)
Diluted earnings per share	21	(4.8)	(4.0)
Earnings per share (loss) attributable to the ordinary equity holders of the company			
Basic earnings per share	21	(4.8)	(4.0)
Diluted earnings per share	21	(4.8)	(4.0)

The above consolidated income statement should be read in conjunction with the accompanying notes.

Consolidated statement of comprehensive income

for the year ended 30 June 2022

	Notes	2022 \$	2021 \$
Net (loss) for the year		(9,464,422)	(6,927,268)
Other comprehensive income			
<i>Items that may be reclassified to profit or loss:</i>			
Exchange differences on translation of foreign operations		622,006	(829,010)
<i>Items that will not be reclassified to profit or loss:</i>			
Changes in the fair value of equity investments at fair value through other comprehensive income	7(e)	(2,319,217)	2,015,407
Other comprehensive income for the year, net of tax		(1,697,211)	1,186,397
Total comprehensive income for the year		(11,161,633)	(5,740,871)
Attributable to:			
Owners of Silex Systems Limited		(11,161,633)	(5,740,871)
Total comprehensive income for the year		(11,161,633)	(5,740,871)

The above consolidated statement of comprehensive income should be read in conjunction with the accompanying notes.

Consolidated balance sheet

as at 30 June 2022

	Notes	30 June 2022 \$	30 June 2021 \$
Assets			
Current assets			
Cash and cash equivalents	7(a)	5,036,333	6,402,798
Other financial assets at amortised cost – term deposits	7(b)	37,500,000	7,700,000
Trade and other receivables	7(c)	2,817,239	2,628,652
Other current assets	7(d)	332,219	215,743
Financial assets at fair value through other comprehensive income	7(e)	3,997,980	5,799,774
Total current assets		49,683,771	22,746,967
Non-current assets			
Investments accounted for using the equity method	15(b)	3,121,797	916,254
Right-of-use assets	9(a)	990,489	42,041
Property, plant and equipment	7(f)	320,802	336,564
Total non-current assets		4,433,088	1,294,859
Total assets		54,116,859	24,041,826
Liabilities			
Current liabilities			
Trade and other payables	8(a)	1,717,766	1,123,767
Lease liabilities	9(a)	200,191	36,613
Provisions	8(b)	799,592	770,744
Total current liabilities		2,717,549	1,931,124
Non-current liabilities			
Lease liabilities	9(a)	782,311	1,791
Provisions	8(b)	70,845	37,780
Total non-current liabilities		853,156	39,571
Total liabilities		3,570,705	1,970,695
Net assets		50,546,154	22,071,131
Equity			
Contributed equity	10(a)	271,543,434	232,645,003
Reserves	10(b)	11,043,273	12,002,259
Accumulated losses	10(c)	(232,040,553)	(222,576,131)
Total equity		50,546,154	22,071,131

The above consolidated balance sheet should be read in conjunction with the accompanying notes.

Consolidated statement changes in equity

for the year ended 30 June 2022

Attributable to owners of Silex Systems Limited				
	Contributed equity	Reserves	Accumulated losses	Total
	\$	\$	\$	\$
Balance at 30 June 2020	232,645,003	10,470,065	(215,648,863)	27,466,205
Net (loss) for the year	–	–	(6,927,268)	(6,927,268)
Other comprehensive income	–	1,186,397	–	1,186,397
Total comprehensive income for the year	–	1,186,397	(6,927,268)	(5,740,871)
Transactions with owners in their capacity as owners				
Employee share schemes – value of employee services	–	345,797	–	345,797
	–	345,797	–	345,797
Balance at 30 June 2021	232,645,003	12,002,259	(222,576,131)	22,071,131
Net (loss) for the year	–	–	(9,464,422)	(9,464,422)
Other comprehensive income	–	(1,697,211)	–	(1,697,211)
Total comprehensive income for the year	–	(1,697,211)	(9,464,422)	(11,161,633)
Transactions with owners in their capacity as owners				
Contributions of equity net of transaction costs	38,614,990	–	–	38,614,990
Employee share schemes – value of employee services	–	1,021,666	–	1,021,666
Transfer from share-based payments reserve	283,441	(283,441)	–	–
	38,898,431	738,225	–	39,636,656
Balance at 30 June 2022	271,543,434	11,043,273	(232,040,553)	50,546,154

The above consolidated statement of changes in equity should be read in conjunction with the accompanying notes.

Consolidated statement of cash flows

for the year ended 30 June 2022

	Notes	2022 \$	2021 \$
Cash flows from operating activities			
Receipts from customers and government grants (inclusive of GST)		6,813,725	2,841,240
Payments to suppliers and employees (inclusive of GST)		(6,452,730)	(7,874,844)
Interest received		71,767	260,193
Interest paid		(20,123)	(1,590)
Net cash inflows/(outflows) from operating activities	11(a)	412,639	(4,775,001)
Cash flows from investing activities			
Payment for investments accounted for using the equity method		(10,139,080)	(3,005,054)
Payments for financial assets at amortised cost – term deposits		(43,800,000)	–
Proceeds from other financial assets at amortised cost – term deposits		14,000,000	9,100,000
Payments for property, plant and equipment		(125,362)	(182,614)
Proceeds from sale of property, plant and equipment		–	1,682
Proceeds from sale of financial assets at fair value through other comprehensive income	7(e)	–	3,877,575
Net cash (outflows)/inflows from investing activities		(40,064,442)	9,791,589
Cash flows from financing activities			
Proceeds from issue of shares, net of transaction costs	10(a)	38,502,173	–
Repayment of principal elements of leases		(304,721)	(199,337)
Net cash inflows from financing activities		38,197,452	(199,337)
Net (decrease)/increase in cash and cash equivalents		(1,454,351)	4,817,251
Cash and cash equivalents at the beginning of the financial year		6,402,798	1,615,034
Effects of exchange rate changes on cash		87,886	(29,487)
Cash and cash equivalents at end of year*		5,036,333	6,402,798
Non-cash financing and investing activities	11(b)		
*Term deposits excluded from Cash and cash equivalents		37,500,000	7,700,000

The above consolidated statement of cash flows should be read in conjunction with the accompanying notes.

Notes to the financial statements

30 June 2022

Note	Contents	Page
1	Significant changes in the current reporting period	62
How numbers are calculated		
2	Segment information	62
3	Revenue from continuing operations	64
4	Other income	65
5	Expenses	66
6	Income tax expense	67
7	Assets	68
8	Liabilities	72
9	Leases	74
10	Equity	75
11	Cash flow information	78
Risk		
12	Critical accounting estimates and judgements	79
13	Financial risk management	79
14	Climate Change	83
Group structure		
15	Interests in other entities	83
Additional notes to the financial statements		
16	Commitments for expenditure and guarantees	86
17	Events occurring after reporting date	86
18	Related party transactions	86
19	Share-based payments	86
20	Remuneration of auditors	91
21	Earnings per share	92
22	Parent entity financial information	94
23	Summary of significant accounting policies	95

Notes to the financial statements

30 June 2022

Note 1 Significant changes in the current reporting period

On 27 September 2021, Silex announced that it had completed an equity raise by way of a placement. 25,972,391 ordinary shares were issued. A Share Purchase Plan was also offered to eligible shareholders and a further 5,343,812 shares were issued. Total cash received from the placement and Share Purchase Plan, net of transaction costs, was \$38.4m.

Note 2 Segment information

a) Description of segments

Operating segments are reported in a manner consistent with the internal reporting provided to the chief operating decision maker. The chief operating decision maker, who is responsible for allocating resources and assessing performance of the operating segments, has been identified as the Board of Directors. Management has determined that there are three operating segments based on the reports reviewed by Management and the Board of Directors to make strategic decisions. These segments are Silex Systems, Translucent and Silex USA. Silex Systems is based in New South Wales and Translucent and Silex USA are based in North Carolina. The Silex USA segment includes the loss from GLE.

b) Segment information provided to Management and the Board of Directors

The segment information provided to Management and the Board of Directors for the reportable segments for the year ended 30 June 2022 is as follows:

Segment result

The Board of Directors assess the performance of the operating segments based on results that excludes exchange gains and losses on intercompany loans which eliminate on consolidation. A reconciliation of the segment result to Net (loss) from continuing operations is provided as follows:

2022	Silex Systems \$	Translucent \$	Silex USA \$	Total \$
Total segment revenue	4,258,382	1,029,025		5,287,407
Inter-segment revenue	(41,280)	(1,029,025)		(1,070,305)
Revenue from external customers	4,217,102	-	-	4,217,102
Interest revenue	177,652	-	-	177,652
Revenue from continuing operations	4,394,754	-	-	4,394,754
Segment result	(1,812,697)	26,387	(7,678,112)	(9,464,422)
Other profit and loss disclosures				
Depreciation and amortisation	441,495	-	-	441,495
Interest expense	20,123	-	-	20,123
Income tax expense	-	-	-	-
Share of net loss of joint venture using the equity method	-	-	7,952,325	7,952,325

Notes to the financial statements

30 June 2022

Total segment assets	46,623,708	4,258,888	3,234,263	54,116,859
Total assets include:				
Additions to non-current assets (other than deferred tax and investments in joint ventures)	1,196,615	-	-	1,196,615
Amount invested in joint ventures accounted for using the equity method	-	-	10,139,080	10,139,080
Total segment liabilities	3,559,673	11,032	-	3,570,705

2021	Silex Systems \$	Translucent \$	Silex USA \$	Total \$
Total segment revenue	1,363,821	1,619,261	-	2,983,082
Inter-segment revenue	(105,509)	(953,133)	-	(1,058,642)
Revenue from external customers	1,258,312	666,128	-	1,924,440
Interest revenue	143,435	-	-	143,435
Revenue from continuing operations	1,401,747	666,128	-	2,067,875
Segment result	(3,791,942)	663,353	(3,798,679)	(6,927,268)
Other profit and loss disclosures				
Depreciation and amortisation	312,332	-	-	312,332
Interest expense	1,590	-	-	1,590
Income tax expense	-	-	-	-
Share of net loss of joint venture accounted for using the equity method	-	-	2,125,072	2,125,072

Total segment assets	15,422,737	7,647,681	971,408	24,041,826
Total assets include:				
Additions to non-current assets (other than deferred tax and investments in joint ventures)	372,253	-	-	372,253
Amount invested in joint ventures accounted for using the equity method	-	-	3,005,054	3,005,054
Total segment liabilities	1,961,692	9,003	-	1,970,695

c) Other segment information

(i) Segment revenue

Sales between Silex entities are carried out at arm's length and are eliminated on consolidation.

Silex is domiciled in Australia. Segment revenues are allocated based on the country in which the customer is located. The amount of the Company's revenue from external customers in the United States is \$4,217,102 (2021: \$1,258,312) and the total segment revenue from external customers in Wales, United Kingdom is \$nil (2021: \$666,128).

Translucent and Silex USA are domiciled in the United States.

Notes to the financial statements

30 June 2022

(ii) Segment result

The Board of Directors assess the performance of the operating segments based on results that excludes exchange gains and losses on intercompany loans which eliminate on consolidation. A reconciliation of the segment result to Net (loss) from continuing operations is provided as follows:

	2022 \$	2021 \$
Segment result	(9,464,422)	(6,927,268)
Net (loss) before income tax from continuing operations	(9,464,422)	(6,927,268)

(iii) Segment assets

Assets which eliminate on consolidation such as investments in controlled entities and intercompany receivables are excluded from segment assets. Segment assets agree to the balance sheet for both periods.

The total of non-current assets located in Australia is \$1,311,291 (2021: \$340,635) and the total of these non-current assets located in the United States is \$3,121,797 (2021: \$954,224).

(iv) Segment liabilities

Reportable segment liabilities exclude intercompany loans, income tax payable and deferred tax liabilities. Segment liabilities agree to the balance sheet for both periods.

Note 3 Revenue from continuing operations

	2022 \$	2021 \$
Recoverable project costs	4,217,102	1,258,312
Royalty-revenue - sale of cREO® technology	-	666,128
	4,217,102	1,924,440
Interest revenue	177,652	143,435
	4,394,754	2,067,875

Revenue is measured at the fair value of the consideration received or receivable.

a) Revenue is recognised for the major business activities as follows:

(i) Recoverable project costs

Project costs recoverable from GLE for the Company's costs incurred for the SILEX uranium enrichment development program is recorded as Revenue when the related costs are incurred. Revenue recognised in advance is recognised as accrued income. Revenue is recognised at a point in time.

Notes to the financial statements

30 June 2022

- (ii) Royalty–revenue - sale of intellectual property – cREO[®] technology – accounting policy and significant judgements Variable consideration from the sale of Translucent’s cREO[®] technology is required to be estimated in accordance with AASB 15 Revenue from Contracts with Customers. In accordance with the 2015 Option, License and Assignment Agreement between the Company and IQE Plc, IQE is required to make minimum royalty payments for the 6 years ending 31 December 2024. The third annual payment of US\$500,000, which was accrued in the year ended 30 June 2021, was invoiced and received during the year. The variable consideration in the form of royalties relating to the sale of the cREO[®] technology is calculated using the most likely amount method. The revenue is currently recognised at a point in time and estimated at each reporting date. The Company has not accrued the fourth minimum annual royalty payment (US\$500,000) during the year ended 30 June 2022.
- (iii) Interest revenue
Interest revenue is recognised on a time proportion basis using the effective interest method.

b) Disaggregation of revenues

Revenues of \$4,217,102 (2021: \$1,258,312) were derived from GLE for Recoverable project costs on the uranium enrichment project. GLE is based in the US. Royalty revenue of \$nil (2021: \$666,128) was derived from IQE Plc in relation to the sale of the cREO[®] technology. IQE Plc is based in Wales, United Kingdom.

Note 4 Other Income

	2022 \$	2021 \$
Research and development tax incentive	1,512,324	1,087,674
Cooperative Research Centres Project (CRC-P) Grant	423,336	128,927
Government Assistance - COVID related	-	147,450
Foreign currency exchange gains (net)	591,972	-
Other income - project subsidy	290,127	-
Profit on sale of property, plant and equipment	-	1,682
	2,817,759	1,365,733

Government grants relating to the Research and development tax incentive are recognised when there is reasonable assurance that the grant will be received and the amount can be reliably calculated.

- (i) Research and development tax incentive
Research and development tax incentive income of \$1,512,324 (2021: \$1,087,674) was recognised as Other income by the Company during the year. The Company has met the conditions of the tax incentive.
- (ii) Cooperative Research Centres Project (CRC-P) Grant
CRC-P Grant income of \$423,336 (2021: \$128,927) was recognised during the year. The Company has met the conditions of the grant.
- (iii) Government Assistance – COVID related
Government assistance income (COVID-19 related) in the form of JobKeeper and Cash Boost of \$nil (2021: \$147,450) was recognised during the year. JobKeeper and Cash Boost income was accounted for as government grants and disclosed as Other income in accordance with AASB 120 Accounting for Government Grants and Disclosures of Government Assistance. The Company has met the conditions of the government assistance programs.

Notes to the financial statements

30 June 2022

Note 5 Expenses

	2022 \$	2021 \$
Net (loss) from continuing operations before income tax includes the following expenses:		
Depreciation of plant and equipment – refer note 7(f)	141,124	116,996
Depreciation on right-of-use assets – refer note 9(b)	300,371	195,336
Total depreciation and amortisation	441,495	312,332
Finance costs		
Interest and finance charges paid/payable	20,123	1,590
Finance costs expensed	20,123	1,590
Defined contribution superannuation expense	269,124	213,036
Foreign exchange losses (net)	-	219,823

Notes to the financial statements

30 June 2022

Note 6 Income tax expense

This note provides an analysis of the Company's income tax expense and explains why a deferred tax asset has not been recognised by the Company.

	2022 \$	2021 \$
(a) Numerical reconciliation of income tax expense to prima facie tax payable		
(Loss) before income tax expense	(9,464,422)	(6,927,268)
Income tax calculated @ 25.0% (2021: 26.0%)	(2,366,106)	(1,801,090)
Tax effect of amounts which are not deductible (taxable) in calculating taxable income:		
Share based payments	269,519	89,907
(Loss) on disposal of Financial assets at fair value through other comprehensive income	-	(92,112)
Research and development tax incentive	472,494	344,791
Other government assistance	-	(9,750)
Sundry items	2,000	1,552
	(1,622,093)	(1,466,702)
Net deferred tax asset not recognised	1,507,317	1,388,319
Effect of higher rates on overseas income	114,776	78,383
Income tax expense	-	-

The Australian Government enacted legislation during the year which reduces the corporate tax rate for certain small and medium entities from 26% for FY2021 to 25% for FY2022 and later income years. The Company expects to qualify for this reduction. As a consequence, the Company has remeasured its deferred tax balances based on the effective tax rate that will apply in the year the temporary differences are expected to reverse.

	2022 \$	2021 \$
(b) Tax losses		
Unused tax losses for which no deferred tax asset has been recognised	190,776,276	179,171,210
Potential tax benefit at tax rate	45,513,665	42,917,494

A deferred tax asset has not been recognised as the consolidated entity has a history of tax losses.

The benefit of a deferred tax asset will only be obtained if:

- (i) the consolidated entity derives future assessable income of a nature and of an amount sufficient to enable the benefit from the deductions for the losses to be realised;
- (ii) the consolidated entity continues to comply with the conditions for deductibility imposed by tax legislation; and
- (iii) no changes in tax legislation adversely affect the consolidated entity in realising the benefit from the deductions for the losses.

Notes to the financial statements

30 June 2022

Note 7 Assets

This note provides information about the Company's assets.

Note 7(a) Current assets - Cash and cash equivalents	2022	2021
	\$	\$
Cash at bank and on hand	5,036,333	6,402,798

Cash and cash equivalents include cash on hand, deposits held at call with financial institutions, other shortterm, highly liquid investments with original maturities of three months or less that are readily convertible to known amounts of cash and which are subject to an insignificant risk of changes in value, and bank overdrafts.

Additional information on the Company's exposure to interest rate risk is discussed in note 13.

Note 7(b) Current assets - Other financial assets at amortised cost - Term deposits	2022	2021
	\$	\$
Bank deposits	37,500,000	7,700,000

Other financial assets at amortised cost are assets held to collect the contractual cash flows and the contractual terms give rise to cash flows that are solely payments of principal and interest. Other financial assets at amortised cost are included in current assets as all have maturities less than 12 months from the end of the reporting period.

The bank deposits at 30 June 2022 earn interest at between 0.3% and 1.85% (2021: between 0.25% and 1.10%).

Note 7(c) Trade and other receivables	30 June 2022	30 June 2021
	\$	\$
Trade receivables from contracts with customers	425,755	504,131
Accrued royalty revenue from sale of Translucent's cREO® technology	-	666,128
Accrued income - other	2,144,404	1,397,153
Derivative financial instruments - forward exchange contracts	158,603	-
Other receivables	88,477	74,563
Loss allowance	-	(13,323)
	2,817,239	2,628,652

(i) Accrued royalty revenue from sale of cREO® technology

This represents accrued consideration from the sale of cREO® technology (royalties).

(ii) Accrued income - other

Accrued income includes accrued research and development tax incentive, accrued COVID-19 related government assistance, accrued project subsidy income and accrued interest.

(iii) Impairment of receivables

Information about the impairment of receivables can be found in note 13(c).

(iv) Foreign exchange and interest rate risk

Information concerning the Company's exposure to foreign currency in relation to trade and other receivables is provided in note 13.

(vi) Fair value and credit risk

Due to the short-term nature of these receivables, their carrying value is assumed to approximate their fair value. Refer note 13 for information on credit risk.

Notes to the financial statements

30 June 2022

	2022	2021
	\$	\$
Note 7(d) Current assets - Other current assets		
Prepayments	332,219	215,743
Note 7(e) Current assets - Financial assets at fair value through other comprehensive income	2022	2021
	\$	\$
Level 1*		
Listed securities		
Equity securities – shares in IQE Plc	3,997,980	5,799,774

* Level 1: The fair value of financial instruments traded in active markets (such as publicly traded derivatives and equity securities) is based on quoted market prices at the end of the reporting period. The quoted market price used for financial assets held by the Company is the current bid price.

During the prior year, the Company sold 30% of its shares in IQE Plc and received \$3,877,575 (US\$3,018,722). The gain was included in Other comprehensive income. No shares were sold in the current year. Refer also to point (ii) below.

(i) Classification and measurement of financial assets at fair value through other comprehensive income

The Company irrevocably elected to value its shares in IQE at 30 June 2019 as financial assets at fair value through other comprehensive income. This election was made so that large movements in the value of the shares do not significantly impact the consolidated income statement. The shares are classified as Level 1 in the fair value hierarchy. There were no dividends received during the current or prior years.

For an analysis of the sensitivity of financial assets at fair value through other comprehensive income to foreign exchange rate and price risk, refer to note 13(b).

(ii) Amounts recognised in Other comprehensive income

During the year, the following gains/(losses) were recognised in Other comprehensive income:

	2022	2021
	\$	\$
(Losses)/profits recognised in Other comprehensive income (refer note 10(b))	(2,319,217)	2,015,407

Notes to the financial statements

30 June 2022

Note 7(f) Non-current assets – Property, plant and equipment	Plant & equipment \$	Motor vehicles \$	Total \$
At 30 June 2020			
Cost	1,152,197	69,190	1,221,387
Accumulated depreciation	(901,330)	(48,557)	(949,887)
Net book amount	250,867	20,633	271,500
Year ended 30 June 2021			
Opening net book amount	250,867	20,633	271,500
Exchange differences	-	(554)	(554)
Additions	182,614	-	182,614
Disposals	-	-	-
Depreciation charge	(107,373)	(9,623)	(116,996)
Closing net book value	326,108	10,456	336,564
At 30 June 2021			
Cost	1,330,804	54,535	1,385,339
Accumulated depreciation	(1,004,696)	(44,079)	(1,048,775)
Net book amount	326,108	10,456	336,564
Year ended 30 June 2022			
Opening net book amount	326,108	10,456	336,564
Exchange differences	-	-	-
Additions	125,362	-	125,362
Disposals	-	-	-
Depreciation charge	(138,190)	(2,934)	(141,124)
Closing net book value	313,280	7,522	320,802
At 30 June 2022			
Cost	1,456,166	58,087	1,514,253
Accumulated depreciation	(1,142,886)	(50,565)	(1,193,451)
Net book amount	313,280	7,522	320,802

Subsequent costs are included in the asset's carrying amount or recognised as a separate asset, as appropriate, only when it is probable that future economic benefits associated with the item will flow to the Company and the cost of the item can be measured reliably. All other repairs and maintenance are charged to the income statement during the financial period in which they are incurred.

Depreciation is calculated using the straight-line method to allocate their cost or revalued amounts of the assets, net of their residual values, over their estimated useful lives, as follows:

- Leasehold improvements 2 – 5 years
- Plant and Machinery 1 – 10 years
- Vehicles 3 – 7 years
- Furniture, fittings and equipment 3 – 10 years

Notes to the financial statements

30 June 2022

The asset's residual value and useful life are reviewed, and adjusted if appropriate, at each balance sheet date.

An asset's carrying amount is written down immediately to its recoverable amount if the asset's carrying amount is greater than its estimated recoverable amount (refer note 23(h)).

Gains and losses on disposals are determined by comparing proceeds with carrying amount. These are included in the income statement. When revalued assets are sold, it is Company policy to transfer the amounts included in other reserves in respect of those assets to retained earnings.

Note 7(g) Deferred tax assets	2022 \$	2021 \$
The balance comprises temporary differences attributable to:		
Amounts recognised in profit or loss		
Provision for employee entitlements, warranties, restructuring and decommissioning	217,609	202,131
Depreciation and amortisation	-	11,198
Payables and other provisions	575,827	572,839
Financial assets at fair value through other comprehensive income	127,960	-
Lease liabilities	245,626	9,601
Deferred grant income	4,696	3,645
Credit losses	-	3,131
Tax losses	45,513,665	42,917,494
	46,685,383	43,720,039
Set-off deferred tax liabilities pursuant to set-off provisions	(3,512,344)	(2,271,892)
Net deferred tax assets not recognised*	(43,173,039)	(41,448,147)
Net deferred tax assets	-	-

* A deferred tax asset has not been recognised as the consolidated entity has a history of tax losses.

Notes to the financial statements

30 June 2022

Note 8 Liabilities

This note provides information about the Company's liabilities.

Note 8(a) Trade and other payables	2022 \$	2021 \$
Trade creditors	479,548	298,426
Unearned income	918,785	614,578
Other payables	319,433	210,763
	1,717,766	1,123,767

These amounts represent liabilities for goods and services provided to the Company prior to the end of the financial year which are unpaid. The amounts are unsecured. Trade creditors are usually paid within 45 days of recognition. Trade creditors, derivative financial instruments and other payables are presented as current liabilities unless payment is not due within 12 months from the reporting date.

(i) Amounts not expected to be settled within the next 12 months

Other payables include accruals for annual leave. The entire annual leave obligation is presented as current, since the Company does not have an unconditional right to defer settlement. However, based on past experience, the Company does not expect all employees to take the full amount of accrued annual leave or require payment within the next 12 months. The following amounts reflect leave that is not to be expected to be taken or paid within the next 12 months:

	2022 \$	2021 \$
Current annual leave obligations expected to be settled after 12 months	41,341	8,735

(ii) Risk exposure

Information about the Company's exposure to foreign exchange risk is provided in note 13.

Note 8(b) Provisions	2022			2021		
	Current \$	Non-current \$	Total \$	Current \$	Non-current \$	Total \$
Employee benefits - long service leave	653,511	30,845	684,356	584,663	37,780	622,443
Warranty provision	146,081	-	146,081	146,081	-	146,081
Make good provision	-	40,000	40,000	40,000	-	40,000
	799,592	70,845	870,437	770,744	37,780	808,524

(i) Amounts not expected to be settled within the next 12 months

The current provision for long service leave includes all unconditional entitlements where employees have completed the required period of service and also those where employees are entitled to pro-rata payments in certain circumstances. The entire amount is presented as current, since the Company does not have an unconditional right to defer settlement. However, based on past experience, the Company does not expect all employees to take the full amount of accrued long service leave or require payment within the next 12 months. The following amounts reflect leave that is not to be expected to be taken or paid within the next 12 months.

	2022 \$	2021 \$
Current long service leave obligations expected to be settled after 12 months	622,040	537,889

Notes to the financial statements

30 June 2022

Movements in each class of provision during the financial year, other than long service leave, are set out below:

	Warranty \$
Carrying amount at start of the year	146,081
Carrying amount at end of the year	146,081

Provision is made for the estimated warranty claims in respect of solar panels that were previously sold by the Company. The claims may be settled in the next financial year and this may be extended into future years.

	Make good \$
Carrying amount at start of the year	40,000
Carrying amount at end of the year	40,000

The Company is required to restore its leased premises under the terms of the lease contracts. A provision has been recognised for the present value of the estimated expenditure required to meet these obligations.

Note 8(c) Non-current liabilities - Deferred tax liabilities	2022 \$	2021 \$
The balance comprising temporary differences attributable to:		
Foreign currency cash balances and loans	3,092,455	1,635,158
Financial assets at fair value through other comprehensive income	-	382,896
Depreciation and amortisation	34,282	-
Right-of-use assets	247,622	10,510
Accrued income	137,985	243,328
	3,512,344	2,271,892
Set off deferred tax liabilities pursuant to set-off provisions	(3,512,344)	(2,271,892)
Net deferred tax liabilities	-	-

Notes to the financial statements

30 June 2022

Note 9 Leases

This note provides information for leases where the Company is a lessee.

Note 9(a) Amounts recognised in the balance sheet

The balance sheet shows the following amounts relating to leases:

	2022 \$	2021 \$
Right-of-use assets		
Buildings	988,848	37,940
Equipment	1,641	4,101
	990,489	42,041
Lease liabilities		
Current	200,191	36,613
Non-current	782,311	1,791
	982,502	38,404

Additions to the right-of-use assets during the current year were \$1,248,819 (2021: \$189,639).

Note 9(b) Amounts recognised in the income statement

The income statement shows the following amounts related to leases:

	2022 \$	2021 \$
Depreciation charge on right-of-use assets		
Buildings	297,911	192,876
Equipment	2,460	2,460
	300,371	195,336
Interest expense (included in finance costs)	20,123	1,590

The total cash outflows for leases during the current year was \$324,844 (2021: \$200,827).

Note 9(c) The Company's leasing activities and how these are accounted for

The Company leases buildings and equipment. Rental contracts are generally for fixed periods of 1 year to 5 years but may have extension options. Leases are recognised as a right-of-use asset and a corresponding liability at the date at which the leased asset is available for use by the Company.

Assets and liabilities arising from a lease are initially measured on a present value basis. Lease liabilities include the net present value of the following lease payments:

Notes to the financial statements

30 June 2022

- fixed payments less any lease incentive receivable;
- variable lease payments that are based on an index or rate, initially measured using the index or rate as at the commencement date;
- amounts expected to be payable by the Company under residual value guarantees;
- the exercise price of a purchase option if the Company is reasonably certain to exercise that option; and
- payments of penalties for terminating the lease, if the lease term reflects the Company exercising that option.

Lease payments to be made under reasonably certain extension options are also included in the measurement of the liability.

The lease payments are discounted using the interest rate implicit in the lease. If that rate cannot be readily determined, the lessee's incremental borrowing rate is used, being the rate that the individual lessee would have to pay to borrow the funds necessary to obtain an asset of similar value to the right-of-use asset in a similar economic environment with similar terms, security and conditions.

Lease payments are allocated between principal and finance cost. The finance costs are charged to profit or loss over the lease period so as to produce a constant periodic rate of interest on the remaining balance of the liability for each period.

Right-of-use assets are measured at cost comprising the following:

- the amount of the initial measurement of lease liability;
- any lease payments made before the commencement date less any lease incentives received; and
- any initial direct costs.

Right-of-use assets are generally depreciated over the shorter of the asset's useful life and the lease term on a straight-line basis. If the Company is reasonably certain to exercise a purchase option, the right-of-use asset is depreciated over the underlying asset's useful life.

Note 10 Equity

The note provides information about the Company's equity.

Note 10(a) Contributed equity

	Parent entity		Parent entity	
	2022 Shares	2021 Shares	2022 \$	2021 \$
(i) Share capital				
Ordinary shares				
Fully paid	204,974,961	172,767,339	271,543,434	232,645,003

Notes to the financial statements

30 June 2022

(iii) Movements in ordinary share capital

Date	Details	Number of shares	Total \$
30 June 2020	Balance	172,767,339	232,645,003
30 June 2021	Balance	172,767,339	232,645,003
1 September 2021	Issue of shares - performance rights	381,940	213,928
1 October 2021	Issue of shares - capital raise	25,972,391	32,984,937
29 October 2021	Issue of shares - Share Purchase Plan	5,343,812	7,000,001
8 November 2021	Issue of shares - other *	84,507	112,817
Various	Issue of shares - options exercise	424,972	148,740
Various	Transfer from share-based payments reserve - options	-	69,513
		204,974,961	273,174,939
	Less: Transaction costs arising on share issues	-	(1,631,505)
30 June 2022	Balance	204,974,961	271,543,434

* As per shareholder approval granted at the 2021 AGM, 84,507 shares issued in lieu of cash Director's fees for the 3-years ending 31 December 2023

(iii) Ordinary shares

Ordinary shares are classified as equity. Ordinary shares entitle the holder to participate in dividends and the proceeds on winding up of the Company in proportion to the number of and amounts paid on the shares held.

Incremental costs directly attributable to the issue of new shares or options are shown in equity as a deduction, net of tax, from the proceeds. Incremental costs directly attributable to the issue of new shares or options, or for the acquisition of a business, are not included in the cost of the acquisition as part of the purchase consideration.

On a show of hands every holder of ordinary shares present at a meeting in person or by proxy, is entitled to one vote, and upon a poll each share is entitled to one vote.

(iv) Options

Information relating to the Silex Systems Limited Employee Incentive Plan, including details of options issued, exercised and lapsed during the financial year and options outstanding at the end of the financial year, is set out in note 19(b).

(v) Performance Rights

Information relating to the Silex Systems Limited Employee Incentive Plan, including details of Performance Rights issued, vested/forfeited and lapsed during the financial year and rights outstanding at the end of the financial year, is set out in note 19(c).

(vi) Capital risk management

The Company's objectives when managing capital are to safeguard their ability to continue as a going concern and to maintain an optimal capital structure to reduce the cost of capital.

In order to maintain or adjust the capital structure, the Company may issue new shares.

Notes to the financial statements

30 June 2022

Note 10(b) Reserves

	2022 \$	2021 \$
Foreign currency translation reserve	(40,089)	(662,095)
Revaluation - Fair value through other comprehensive income	(1,763,566)	555,651
Transactions with non-controlling interests	(2,906,913)	(2,906,913)
Share-based payments reserve	15,753,841	15,015,616
	11,043,273	12,002,259

Movements in reserves:

	2022 \$	2021 \$
Foreign currency translation reserve		
Balance at the beginning of the financial year	(662,095)	166,915
Net exchange differences on translation of foreign controlled entity	622,006	(829,010)
Balance at the end of the financial year	(40,089)	(662,095)

	2022 \$	2021 \$
Revaluation - Fair value through other comprehensive income		
Balance at the beginning of the financial year	555,651	(1,459,756)
Differences on revaluation	(2,319,217)	2,015,407
Balance at the end of the financial year	(1,763,566)	555,651

	2022 \$	2021 \$
Transactions with non-controlling interests		
Balance at the beginning of the financial year	(2,906,913)	(2,906,913)
Balance at the end of the financial year	(2,906,913)	(2,906,913)

	2022 \$	2021 \$
Share-based payments reserve		
Balance at the beginning of the financial year	15,015,616	14,669,819
Share-based payment expense	1,021,666	345,797
Transfer to share capital	(283,441)	-
Balance at the end of the financial year	15,753,841	15,015,616

Nature and purpose of reserves:

(i) Foreign currency translation reserve

Exchange differences arising on translation of the foreign controlled entity are taken to the foreign currency translation reserve, as described in note 23(c). The reserve is recognised in profit and loss when the net investment is disposed of.

Notes to the financial statements

30 June 2022

(ii) Revaluation – Fair value through other comprehensive income

Changes in the fair value of investments that are classified as fair value through other comprehensive income are recognised in Other comprehensive income and accumulated in a separate reserve within equity. Amounts are not reclassified to profit or loss when the associated assets are sold or impaired.

(iii) Transactions with non-controlling interests

This reserve is used to record the differences described in note 23(b) which may arise as a result of transactions with non-controlling interests that do not result in a loss of control.

(iv) Share-based payments reserve

The Share-based payments reserve is used to recognise:

- the grant date fair value of options issued to employees but, not exercised;
- the grant date fair value of deferred shares (i.e., performance rights) granted to employees but, not yet vested; and
- the grant date fair value of shares to be issued.

Note 10(c) Accumulated losses

	2022 \$	2021 \$
Accumulated losses at the beginning of the financial year	(222,576,131)	(215,648,863)
Net (loss) attributable to members of Silex Systems Limited	(9,464,422)	(6,927,268)
Accumulated losses at the end of the financial year	(232,040,553)	(222,576,131)

Note 11 Cash flow information

(a) Reconciliation of net (loss) after income tax to net cash (outflows) from operating activities	2022 \$	2021 \$
Net (loss) after income tax	(9,464,422)	(6,927,268)
Depreciation and amortisation	441,495	312,332
Non cash employee benefits expense - share based payments	1,078,074	345,797
(Profit) on sale of plant and equipment	-	(1,682)
Net exchange differences	54,318	24,051
Share of net losses of joint ventures	7,952,325	2,125,072
(Increase)/decrease in prepayments and other current assets	(116,476)	182,378
(Increase) in trade and other debtors	(107,464)	(467,789)
(Increase)/decrease in accrued income - other	(81,123)	(428,695)
Increase in trade and other creditors	593,999	28,166
Increase in provisions	61,913	32,637
Net cash inflows/(outflows) from operating activities	412,639	(4,775,001)

(b) Non-cash investing and financing activities

Details regarding Non-cash investing and financing activities are disclosed in other notes. The acquisition of right-of-use assets is detailed in note 9 and options and rights issued under the Silex Systems Limited Employee Incentive Plan in note 19.

Notes to the financial statements

30 June 2022

Note 12 Critical accounting estimates and judgments

Estimates and judgements are continually evaluated and are based on historical experience and other factors, including expectations of future events that may have a financial impact on the entity and that are believed to be reasonable under the circumstances.

The Company makes estimates and assumptions concerning the future. The resulting accounting estimates will, by definition, seldom equal the related actual results.

The area involving significant estimates or judgements is the recognition of variable consideration (in the form of revenue royalties) from the sale of the cREO® technology (note 3).

Note 13 Financial risk management

The Company's activities expose it to a variety of financial risks; market risk (including foreign exchange risk, interest rate risk and price risk), credit risk and liquidity risk. The Company's overall risk management program focuses on the unpredictability of financial markets and seeks to minimise potential adverse effects on the financial performance of the Company. The Company uses different methods to measure different types of risk to which it is exposed. These methods include sensitivity analysis in the case of interest rate and foreign exchange risk.

Risk management is carried out by senior management under policies approved by the Board of Directors. Senior management identifies, evaluates and manages financial risks. The Board provides principles for overall risk management, as well as policies covering specific areas, such as foreign exchange risk, interest rate risk and credit risk and investing excess liquidity.

(a) Derivatives

Foreign exchange contracts are used to manage foreign exchange risk. The Company may enter into forward exchange contracts which are economic hedges for foreign currencies to be traded at a future date but do not satisfy the requirements for hedge accounting. These contracts are fair valued by comparing the contracted rate to the current market rate for a contract with the same remaining period to maturity. Any changes in fair values are taken to the income statement immediately.

The Company's policy is to hedge a proportion of its anticipated cash flows in USD. At year end, the Company held US\$1,650,000 forward exchange contracts with contractual dates up to October 2022 (2021: US\$nil of forward exchange) to purchase USD as part of its strategy to minimise the financial effects of foreign currency fluctuations. The Board monitors the Company's hedging strategy on a continuing basis. The fair value of derivative contracts outstanding at year end totals \$158,603 and is recorded in Trade and other receivables (2021: \$nil).

Notes to the financial statements

30 June 2022

(b) Market risk

(i) Foreign exchange risk

The Company operates internationally and is exposed to foreign exchange risk arising from currency exposures, primarily with respect to the US dollar.

Foreign exchange risk arises when future commercial transactions and recognised assets and liabilities are denominated in a currency that is not the entity's functional currency. The risk is measured using sensitivity analysis and cash flow forecasting.

The Company's exposure to USD foreign currency risk at the reporting date, expressed in Australian dollars, was as follows:

	2022 AUD	2021 AUD
Cash and cash equivalents	923,236	4,041,384
Trade and other receivables	846,755	616,378
Forward exchange contracts - buy foreign currency	2,235,731	-

Profit or loss is sensitive to the value of the AUD compared to the USD.

	Impact on post-tax profit		Impact on other components of equity	
	2022 \$	2021 \$	2022 \$	2021 \$
AUD/USD - increase by 15%	(543,173)	(607,534)	(543,173)	(607,534)
AUD/USD - decrease by 15%	734,881	821,958	734,881	821,958

The Company also owns shares in IQE Plc, a UK based company, resulting from the 2015 Option, License and Assignment Agreement signed. IQE's shares are listed on the London Stock Exchange (GBP currency) (AIM: IQE). The impact of an increase or decrease in the AUD/GBP would not impact post-tax profits as it is accounted for in Other comprehensive income. The impact of a 15% increase in the AUD/GBP would decrease other components of equity by \$521,476 (2021: \$756,492) and a 15% decrease in the AUD/GBP would increase other components of equity by \$705,526 (2021: \$1,023,490).

(ii) Cash flow and fair value interest rate risk

As the Company has interest-bearing assets, the Company's income and operating cash flows are influenced by changes in market interest rates. Company policy is to maintain the majority of cash and cash equivalents at fixed rates by the use of term deposits.

The Company manages its cash flow interest rate risk by having a spread of maturity dates with different institutions.

As at the reporting date, the Company had the following variable interest rate cash and cash equivalents:

	30 June 2022		30 June 2021	
	Weighted average interest rate %	Balance \$	Weighted average interest rate %	Balance \$
Cash and cash equivalents	0.61%	4,680,495	-	-

Profit or loss is sensitive to higher / lower interest income from cash and cash equivalents as a result of changes in interest rates.

Notes to the financial statements

30 June 2022

	Impact on post-tax profit		Impact on other components of equity	
	2022 \$	2021 \$	2022 \$	2021 \$
Interest rates - increase by 1.00%	4,269	-	4,269	-
Interest rates - decrease by 1.00%	(4,269)	-	(4,269)	-

(iii) Price risk

The Company's exposure to equity securities price risk arises from the Company's shares in IQE Plc which are classified in the balance sheet as financial assets at fair value through other comprehensive income.

The impact of an increase or decrease in the IQE share price would not impact post-tax profits as it is accounted for in Other comprehensive income. The impact of a 10% increase in IQE's share price would increase other components of equity by \$399,798 (2021: \$579,977) and a 10% decrease in IQE's share price would reduce other components of equity by \$399,798 (2021: \$579,977). The impact of a 20% increase in IQE's share price would increase other components of equity by \$799,596 (2021: \$1,159,955) and a 20% decrease in IQE's share price would reduce other components of equity by \$799,596 (2021: \$1,159,955).

(c) Credit risk

Credit risk arises from cash and cash equivalents, term deposits, contract assets and receivables. The Company has a concentration of credit risk with its main receipts coming from GLE for Recoverable project costs, banks (interest income) and government (Research and development tax incentive and CRC-P grant).

The Company has policies in place to ensure that transactions are with entities with an appropriate credit history. For banks and financial institutions, only independently rated parties with a minimum rating as approved by the Board are accepted. Cash transactions are limited to high credit quality financial institutions. The Company has policies that limit the amount of credit exposure to any one financial institution. As the Company holds a 51% interest in GLE, the credit risk is mitigated.

The credit quality of customers, banks and governments can be assessed by reference to external credit ratings (if available). If they are independently rated, these ratings are used. Otherwise, if there is no independent rating, the Company assesses the credit quality by taking into account the financial position, past experience and other factors.

Impairment of financial assets

While cash and cash equivalents are subject to the impairment requirements of AASB 9, the identified impairment loss was immaterial. All of the Company's term deposits (disclosed under AASB 9 as Other financial assets at amortised cost) are considered to have low credit risk given the credit ratings of the bank where the deposits are held. The Company has reviewed the credit ratings and corporate default rates of the various banks by credit rating agencies. Applying the expected credit loss model, the identified impairment loss was immaterial at 30 June 2022 and 30 June 2021.

Notes to the financial statements

30 June 2022

	2022 \$	2021 \$
Cash and cash equivalents and other financial assets at amortised cost - term deposits		
ANZ Banking Group Limited	27,281,264	5,617,682
National Australia Bank	5,500,000	4,000,000
Bendigo and Adelaide Bank Limited	2,000,000	-
Bank of Queensland	7,500,000	3,500,000
Bank of America	255,069	985,116
	42,536,333	14,102,798

Trade and other receivables are also subject to the expected credit loss model. Impairment losses for accrued interest revenue and accrued Research and development tax incentive were also immaterial at 30 June 2022 (and at 30 June 2021) after reviewing the credit ratings of the various banks (interest) and the Federal Government (Research and development tax incentive).

The Company also had accrued royalty revenue at 30 June 2022 of \$nil from the sale of the Company's cREO® technology (2021: \$666,128). The accrued royalty revenue in the prior year related to minimum royalties for the year ended 31 December 2021. A 2.0% expected credit loss rate was applied to the prior year balance with a loss allowance of \$13,323 booked at 30 June 2021.

(d) Liquidity risk

Prudent liquidity risk management implies maintaining sufficient cash and marketable securities, the availability of funding through an adequate amount of committed credit facilities and the ability to close out market positions. The Company manages liquidity by continuously monitoring forecast and actual cash flows and matching the maturity profiles of financial assets and liabilities.

Financing arrangements

The Company had access to the following undrawn borrowing facilities at the reporting date:

	2022 \$	2021 \$
Floating rate		
Expiring within one year (documentary credit facility and visa facility)	200,000	200,000
	200,000	200,000

The documentary credit facility and visa facility may be drawn at any time and is subject to annual review.

Notes to the financial statements

30 June 2022

Maturities of financial liabilities

The tables below analyse the Company's financial liabilities into relevant maturity groupings based on the remaining period at the reporting date to the contractual maturity date. The amounts disclosed in the tables are the contractual undiscounted cash flows.

At 30 June 2022	Less than 6 months \$	6-12 months \$	Between 1 and 2 years \$	Between 2 and 5 years \$	Over 5 years \$	Total contractual cash flows \$	Carrying Amounts (assets)/ liabilities \$
Non-derivatives							
Non-interest bearing	607,541	-	-	-	-	607,541	607,541
Lease liabilities	114,434	135,472	276,780	574,490	-	1,101,176	982,502
Total non-derivatives	721,975	135,472	276,780	574,490	-	1,708,717	1,590,043

At 30 June 2021	Less than 6 months \$	6-12 months \$	Between 1 and 2 years \$	Between 2 and 5 years \$	Over 5 years \$	Total contractual cash flows \$	Carrying Amounts (assets)/ liabilities \$
Non-derivatives							
Non-interest bearing	389,409	-	-	-	-	389,409	389,409
Lease liabilities	20,759	16,882	1,832	-	-	39,473	38,404
Total non-derivatives	410,168	16,882	1,832	-	-	428,882	427,813

(e) Fair value estimation

The fair value of financial assets and financial liabilities must be estimated for recognition and measurement or for disclosure purposes.

The carrying value less impairment provision of trade receivables and payables are assumed to approximate their fair values due to their short-term nature. The fair value of financial liabilities for disclosure purposes is estimated by discounting the future contractual values at the current market interest rates that is available to the Company for similar instruments.

Note 14 Climate Change

In preparing these consolidated financial statements the group has considered the impact of climate change risks on the assets and liabilities recognised and presented within the consolidated financial statements. The Company is continuing to develop its assessment of the impact of climate change in line with emerging industry and regulatory guidance.

Note 15 Interests in other entities

(a) Subsidiaries

The consolidated financial statements incorporate the assets, liabilities and results of the following subsidiaries in accordance with the accounting policy described in note 23(b).

Notes to the financial statements

30 June 2022

Name of entity	Place of business/country of incorporation	Class of shares	2022 %	2021 %
Translucent Inc	USA	Ordinary	100.0%	100.0%
		Total	100.0%	100.0%
Silex USA LLC	USA	Interest	100%	100%
		Total	100%	100%

(b) Interests in joint ventures

Set out below are details of the Global Laser Enrichment Holdings LLC (GLE Holdco) joint venture as at 30 June 2022, which is material to the Company:

Name of entity	Place of business/country of incorporation	% of ownership interest		Nature of relationship	Measurement method	Carrying amount	
		2022	2021			2022	2021
Global Laser Enrichment Holdings LLC	USA	51%	51%	Joint venture	Equity method	3,121,797	916,254

GLE Holdco acquired Global Laser Enrichment LLC (GLE) on 31 January 2021. GLE holds the exclusive worldwide license to commercialise the SILEX technology for uranium enrichment. GLE's current focus is to complete the full-scale demonstration of the technology utilising a pilot plant currently being built in Wilmington, NC. Cameco Corporation indirectly owns the remaining 49% of GLE Holdco.

(i) Significant judgement: existence of joint control

In accordance with the Amended and Restated Limited Liability Company Agreement of GLE Holdco, decisions of the Governing Board are based on the voting of percentage of interests held by the GLE Holdco Governing Board Members. Silex's Governing Board Members hold 51% interest and the Cameco Governing Board Members, 49%. The affirmative vote of Governing Board members representing greater than 51% of the total percentage interests is required for an affirmative vote. Therefore, Silex has joint control of GLE Holdco with Cameco.

(ii) Commitments and contingent liabilities in respect of the GLE Holdco joint venture

	2022 \$	2021 \$
Commitments - joint ventures		
Commitment to provide funding for joint venture's capital commitments, if called	6,512,588	3,717,586
Contingent liabilities - joint venture		
Share of joint venture's contingent liabilities	-	-

(iii) Summarised financial information for GLE Holdco joint venture

The tables below provide summarised financial information for the GLE Holdco joint venture. The information disclosed reflects the amounts presented in the financial statements of GLE Holdco and not Silex's share of those amounts. The information has been amended to reflect adjustments made by the Company when using the equity method, including fair value adjustments and modifications for differences in accounting policy.

Notes to the financial statements

30 June 2022

a) Summarised balance sheet	2022	2021
	\$	\$
Current assets		
Cash and cash equivalents	8,923,862	3,486,276
Other current assets	625,447	305,190
Total current assets	9,549,309	3,791,466
Non-current assets	7,186,774	7,423,570
Current liabilities		
Financial liabilities (excluding trade payables)	855,117	720,889
Other current liabilities	2,271,850	1,729,474
Total current liabilities	3,126,967	2,450,363
Non-current liabilities		
Financial liabilities (excluding trade payables)	7,463,276	6,961,436
Other non-current liabilities	24,669	6,661
Total non-current liabilities	7,487,945	6,968,097
Net assets	6,121,171	1,796,576

b) Reconciliation to carrying amounts	2022	2021
	\$	\$
Opening net assets	1,796,576	-
Additional capital contributed	19,908,492	5,895,282
(Loss) for the period	(15,592,794)	(4,166,808)
Other comprehensive income	8,897	68,102
Closing net assets	6,121,171	1,796,576
Company's share in %	51%	51%
Company's share in \$	3,121,797	916,254
Carrying amount	3,121,797	916,254

	2022	2021
	\$	\$
Summarised statement of comprehensive income		
Revenue	-	-
Interest income	-	-
Depreciation and amortisation	1,169,800	440,407
Interest expense	148,393	62,928
Income tax expense	-	-
(Loss) from continuing operations	(15,592,794)	(4,166,808)
(Loss) for the period	(15,592,794)	(4,166,808)
Other comprehensive income	8,897	68,102
Total comprehensive income	(15,583,897)	(4,098,706)

(c) Transactions with non-controlling interests

There were no transactions with non-controlling interests in the current year or in the prior year.

Notes to the financial statements

30 June 2022

Note 16 Commitments for expenditure and guarantees

The Company did not have any Capital expenditure contracted at the reporting date that was not recognised as liabilities (2021: \$nil). The Company has not provided any guarantees as at 30 June 2022 (2021: \$nil).

Note 17 Events occurring after reporting date

The consolidated entity is not aware of any other matters or circumstances which are not otherwise dealt with in the financial statements that have significantly or may significantly, affect the operations of the consolidated entity, the results of its operations or the state of the consolidated entity in subsequent years other than those referred to in this report.

Note 18 Related party transactions

(a) Subsidiaries

Interests in subsidiaries are set out in note 15(a).

(b) Key management personnel compensation

	2022 \$	2021 \$
Short-term employee benefits	1,282,443	1,160,370
Post-employment benefits	74,375	68,221
Long-term benefits	32,790	24,503
Share-based payments	563,308	116,612
	1,952,916	1,369,706

(c) Transactions with other related parties

The following transactions occurred with related parties:

	2022 \$	2021 \$
Contributions to superannuation funds on behalf of employees	290,524	225,136

Note 19 Share-based payments

(a) Silex Systems Limited Employee Incentive Plan

The Silex Systems Limited Employee Incentive Plan (the Plan) was established in May 2019 by a resolution of the Silex Board and was approved by Shareholders at the 2019 Annual General Meeting. All full-time and part-time staff and executive directors of the consolidated entity are eligible to participate in the Plan. The Company established the Plan to encourage employees to share in the ownership of the Company and to promote the long-term success of the Company as a goal shared by all employees. In accordance with the Plan, an award of options, performance rights or exempt share awards may be granted.

Participation in the Plan is at the Board's discretion and no individual has a contractual right to participate in the Plan or to receive any guaranteed benefits.

Notes to the financial statements

30 June 2022

(b) Options

Under the Plan, options issued were granted for no consideration. The options granted to staff are for a five-year period and become exercisable after three years of the date of the grant. The options granted to executive KMP are with respect to multi-year performance periods ending between 25 June 2024 and 30 June 2027 for the CEO/MD and between 30 June 2024 and 30 June 2026 for the CFO/Company Secretary. The options expire approximately two years following expiry of the various performance periods. The options lapse if the holder ceases to be an eligible employee other than by reason of death or permanent disablement, unless the Board determines otherwise in its absolute discretion. Options granted under the plan carry no dividend or voting rights.

When exercisable, each option is convertible into one ordinary share. The exercise price of options is based on the volume weighted average price at which the Company's shares are traded on the Australian Stock Exchange for the 10-trading days before the options are granted or for the 10-trading days preceding a Board resolution to grant options. Amounts received on the exercise of options are recognised as share capital.

Set out below are summaries of options granted under the Plan including the options outstanding at the end of the year:

Consolidated and parent entity – 2022

Grant date	Expiry date	Exercise price (cents)	Balance at start of year (Number)	Issued during the year (Number)	Lapsed/ forfeited during the year (Number)	Exercised during the year (Number)	Balance at end of the year (Number)	Exercisable at the end of year (Number)
21/05/2019	20/05/2024	35	500,000	-	(35,028)	(324,972)	140,000	140,000
02/12/2019	01/12/2024	35	100,000	-	-	(100,000)	-	-
01/04/2020	31/03/2025	21	660,000	-	-	-	660,000	-
23/11/2020	22/11/2025	57	150,000	-	-	-	150,000	-
24/03/2021	23/03/2026	120	1,000,000	-	-	-	1,000,000	-
26/07/2021	28/10/2026	94	-	100,000	-	-	100,000	-
26/07/2021	30/06/2027	94	-	100,000	-	-	100,000	-
26/07/2021	30/06/2028	94	-	100,000	-	-	100,000	-
14/10/2021	28/10/2026	94	-	150,000	-	-	150,000	-
14/10/2021	28/10/2026	94	-	150,000	-	-	150,000	-
14/10/2021	28/10/2027	94	-	150,000	-	-	150,000	-
14/10/2021	28/10/2028	94	-	150,000	-	-	150,000	-
14/10/2021	28/10/2029	94	-	150,000	-	-	150,000	-
18/03/2022	17/03/2027	119	-	600,000	-	-	600,000	-
			2,410,000	1,650,000	(35,028)	(424,972)	3,600,000	140,000
Weighted average exercise price			\$0.68	\$1.03	\$0.35	\$0.35	\$0.88	\$0.35

Notes to the financial statements

30 June 2022

Consolidated and parent entity – 2021

Grant date	Expiry date	Exercise price (cents)	Balance at start of year (Number)	Issued during the year (Number)	Lapsed/ forfeited during the year (Number)	Exercised during the year (Number)	Balance at end of the year (Number)	Exercisable at the end of year (Number)
21/05/2019	20/05/2024	35	500,000	-	-	-	500,000	-
02/12/2019	01/12/2024	35	100,000	-	-	-	100,000	-
01/04/2020	31/03/2025	21	660,000	-	-	-	660,000	-
23/11/2020	22/11/2025	57	-	150,000	-	-	150,000	-
24/03/2021	23/03/2026	120	-	1,000,000	-	-	1,000,000	-
			1,260,000	1,150,000	-	-	2,410,000	-
Weighted average exercise price			\$0.28	\$1.12	-	-	\$0.68	-

The market price of shares under option at 30 June 2022 was \$2.10 (2021: \$0.90). The weighted average remaining contractual life of share options outstanding at the end of the period was 4.1 years (2021: 4.0 years).

Notes to the financial statements

30 June 2022

Fair value of options granted

The assessed fair value at grant date of options granted during the year ended 30 June 2022 was determined using a Binomial option pricing model that takes into account the exercise price, the term of the option, the impact of dilution, the share price at grant date and expected price volatility of the underlying share, the expected dividend yield and the risk-free interest rate for the term of the options. The assessed fair value of options at grant date and the model inputs included the following:

Fair value (cents)	Grant date	Vesting date	Exercise Price (cents)	Expiry date	Share price at grant date (cents)	Expected volatility	Expected dividend yield	Risk-free interest rate	Days to expiration
43.21	26/07/2021	30/06/2024	94	28/10/2026	102	73%	-	0.49%	1,435
47.14	26/07/2021	30/06/2025	94	30/06/2027	102	73%	-	0.64%	1,800
49.04	26/07/2021	30/06/2026	94	30/06/2028	102	70%	-	0.75%	2,165
72.49	14/10/2021	25/06/2024	94	28/10/2026	146	73%	-	0.79%	1,396
72.49	14/10/2021	30/06/2024	94	28/10/2026	146	73%	-	0.79%	1,396
77.27	14/10/2021	30/06/2025	94	28/10/2027	146	73%	-	1.01%	1,761
79.65	14/10/2021	30/06/2026	94	28/10/2028	146	70%	-	1.16%	2,126
83.08	14/10/2021	30/06/2027	94	28/10/2029	146	70%	-	1.30%	2,492
74.35	18/03/2022	18/03/2025	119	17/03/2027	130	74%	-	2.03%	1,460

A 22.5% discount for lack of marketability was applied to the options granted 26 July 2021 and 14 October 2021 as these options have a 2-year restriction on trading from the date of exercise.

The assessed fair value of options at grant date and the model inputs for options issued in the prior year included the following:

Fair value (cents)	Grant date	Vesting date	Exercise Price (cents)	Expiry date	Share price at grant date (cents)	Expected volatility	Expected dividend yield	Risk-free interest rate	Days to expiration
30.60	23/11/2020	30/06/2023	57	22/11/2025	58.5	72%	-	0.10%	1,460
67.10	24/03/2021	24/06/2024	120	23/03/2026	125.5	73%	-	0.10%	1,460

The expected price volatility is based on the historical volatility adjusted for any expected changes to future volatility due to publicly available information.

(c) Performance Rights

The rights issued under the Plan were subject to performance-based and service-based vesting conditions. Rights convert into one ordinary share each on vesting at an exercise price of nil, subject to the satisfaction of vesting conditions. If an employee ceases to be employed by the Company during the vesting period, the rights will be forfeited, except in limited circumstances that are at the discretion of the Board.

Notes to the financial statements

30 June 2022

Set out below are summaries of performance rights granted under the Plan:

Consolidated and parent entity – 2022

Grant date	Exercise Price	Balance at start of year (Number)	Issued during the year (Number)	Lapsed/ forfeited during the year (Number)	Exercised during the year (Number)	Balance at end of the year (Number)
25/09/2020	Nil	390,000	-	(85,060)	(304,940)	-
23/11/2020	Nil	100,000	-	(23,000)	(77,000)	-
26/07/2021	Nil	-	70,000	-	-	70,000
14/10/2021	Nil	-	487,500	-	-	487,500
25/10/2021	Nil	-	250,000	-	-	250,000
		490,000	807,500	(108,060)	(381,940)	807,500

Consolidated and parent entity – 2021

Grant date	Exercise Price	Balance at start of year (Number)	Issued during the year (Number)	Lapsed/ forfeited during the year (Number)	Exercised during the year (Number)	Balance at end of the year (Number)
25/09/2020	Nil	-	390,000	-	-	390,000
23/11/2020	Nil	-	100,000	-	-	100,000
		-	490,000	-	-	490,000

The fair value of rights granted on 26 July 2021 that do not have market conditions was \$0.791 and the fair value of rights granted on 26 July 2021 that have market conditions was \$0.51. The fair value of rights granted on 14 October 2021 that do not have market conditions was \$1.132 and the fair value of rights granted on 14 October 2021 that have market conditions was \$0.721. The fair value of rights granted on 25 October 2021 was \$1.291. The fair values were estimated taking the market price of the Company's shares on the grant date and noting that no dividends were expected to be received during the vesting period. A 22.5% discount for lack of marketability was applied to the rights granted on 26 July 2021 and 14 October 2021 as the rights have a 2-year restriction on trading following conversion of the vested rights to ordinary shares. An 11.25% discount for lack of marketability was applied to the rights granted on 25 October 2021 as the rights have a 1-year restriction on trading following conversion of the vested rights to ordinary shares.

For the prior year, the fair value of rights granted on 25 September 2020 and 23 November 2020, that have market conditions was \$0.216 and \$0.235 respectively.

The model inputs for the rights granted during the year ended 30 June 2022 (with the 26 July 2021 issue listed first, the 14 October 2021 next and the 25 October 2021 issue last – unless advised otherwise) included:

- (i) Rights are granted for no consideration for all issues
- (ii) Exercise price \$nil for all issues
- (iii) **Grant date:** 26 July 2021, 14 October 2021 and 25 October 2021 (2021: 25 September 2020 and 23 November 2020)
- (iv) **Vesting date:** 31 July 2021 except for the extended long-term incentive rights which have a vesting date of no later than 25 December 2025 (2021: 31 July 2021 and 30 June 2021)
- (v) **Share price at grant date:** \$1.02, \$1.46 and \$1.455 (2021: \$0.565 and \$0.585)

Notes to the financial statements

30 June 2022

- (vi) **Expected volatility of the Company's shares:** 78%, 78% and 78% (2021: 77% and 77%)
- (vii) **Expected dividend yield:** nil and nil (2021: nil and nil)
- (viii) **Risk-free interest rate:** 0.017%, 0.043% and 0.108% (2021: 0.13% and 0.06%)

A Monte Carlo simulation approach was used to value the rights that are subject to market conditions. 300,000 Extended LTI rights with market conditions (i.e., 4 tranches of 75,000 rights) have been granted to the CFO/ Company Secretary. The fair value has been calculated using a Monte Carlo simulation approach. Inputs include: the rights will be issued for no consideration, have an exercise price of nil, a grant date of 21 June 2022, share price at grant date of \$1.865, expected volatility of 75% and expected risk-free interest rates between 2.87% and 3.69%, vesting dates of 30 June 2023, 30 June 2024, 30 June 2025 and 30 June 2026. A 22.5% discount for lack of marketability has been applied. The fair value has been calculated at \$0.742, \$0.808, \$0.809 and \$0.835.

(d) Shares granted to the Chair (as approved at the 2021 AGM)

The Silex Chair also serves as the Chair of the GLE Holdco Governing Board until 31 December 2023. In view of the extra work load and responsibility associated with the role of GLE Chair, it was resolved to pay additional Directors' fees from 1 January 2021. As per shareholder approval granted at the 2021 AGM, 50% of the annual fees for the 3-year tenure have been paid via the issue of Silex shares. 84,507 shares at the 10-trading day volume weighted average price at which the Company's shares traded on the Australian Stock Exchange preceding 17 December 2020, being \$0.71, were issued on 8 November 2021. A proportion of the shares will vest annually in line with the completion of each year of service through to 31 December 2023. 28,169 shares vested on 31 December 2021. The assessed fair value of the shares is based on the share price on 8 November 2021 of \$1.335.

(e) Expenses arising from share-based transactions

Total expenses arising from share-based payment transactions recognised during the period as part of remuneration expense were as follows:

	2022 \$	2021 \$
Options granted and to be granted	519,097	137,975
Performance rights granted and to be granted	512,569	197,822
Shares to be granted in lieu of Directors' fees	46,408	10,000
	1,078,074	345,797

Note 20 Remuneration of auditors

During the year the following fees were paid or payable for services provided by PricewaterhouseCoopers Australia (PwC) as auditor of the parent entity, Silex Systems Limited, its related practices and non-audit firms:

Auditors of the Company – PwC	2022 \$	2021 \$
Audit and review of financial reports		
Company	96,300	104,000
Controlled entities and joint ventures	-	12,000
Total audit and review of financial reports	96,300	116,000
Total services provided by PwC	96,300	116,000

Notes to the financial statements

30 June 2022

Note 21 Earnings per share

(a) Basic earnings per share

	2022 Cents	2021 Cents
Total basic earnings per share attributable to the ordinary equity holders of the Company	(4.8)	(4.0)

Basic earnings per share is calculated by dividing the profit/(loss) attributable to equity holders of the Company, excluding any costs of servicing equity other than ordinary shares, by the weighted average number of ordinary shares outstanding during the financial year, adjusted for bonus elements in ordinary shares issued during the year.

(b) Diluted earnings per share

	2022 Cents	2021 Cents
Total diluted earnings per share attributable to the ordinary equity holders of the Company	(4.8)	(4.0)

Diluted earnings per share adjusts the figures used in the determination of basic earnings per share to take into account the after-income tax effect of interest and other financing costs associated with dilutive potential ordinary shares and the weighted average number of shares assumed to have been issued for no consideration in relation to dilutive potential ordinary shares.

Notes to the financial statements

30 June 2022

(c) Reconciliation of earnings used in calculating earnings per share

	2022 \$	2021 \$
Basic earnings per share		
(Loss) attributable to the ordinary equity holders of the Company used in calculating basic earnings per share	(9,464,422)	(6,927,268)
Diluted earnings per share		
(Loss) attributable to the ordinary equity holders of the Company used in calculating basic earnings per share	(9,464,422)	(6,927,268)

(d) Weighted average number of shares used in the denominator

	2022 Number	2021 Number
Weighted average number of ordinary shares on issue used in the calculation of basic earnings per share:	196,045,799	172,767,339
Weighted average number of ordinary shares on issue used in the calculation of diluted earnings per share:	196,045,799	172,767,339

(e) Information concerning the classification of securities

Options and performance rights granted in the current and prior years were not included in the calculation of diluted earnings per share because they are anti-dilutive for the year ended 30 June 2022. The options and performance rights could potentially dilute basic earnings per share in the future.

Further information about options and performance rights is included in note 19.

Notes to the financial statements

30 June 2022

Note 22 Parent entity financial information

(a) Summary financial information

The individual financial statements for the parent entity show the following aggregate amounts:

	2022 \$	2021 \$
Balance Sheet		
Current assets	45,312,985	15,044,132
Total assets	46,625,394	15,956,274
Current liabilities	2,706,517	2,453,923
Total liabilities	3,559,673	2,493,494
Net assets	43,065,721	13,462,780
Shareholders' equity		
Issued capital	271,543,434	232,645,003
Reserves		
Share-based payments	15,558,967	14,820,742
Accumulated losses	(244,036,680)	(234,002,965)
Total equity	43,065,721	13,462,780
Net (loss) for the period	(10,033,715)	(4,973,682)
Total comprehensive income	(10,033,715)	(4,973,682)

The Net (loss) for the period above differs from the segment result disclosed in note 2 as the segment result excludes exchange gains and losses on intercompany loans (which eliminate on consolidation), write-downs of intercompany loans (which eliminate on consolidation) and impairment charges for investments in subsidiaries (which eliminate on consolidation).

(b) Guarantees entered into by the parent company

The parent has provided \$nil (2021: \$nil) guarantees.

(c) Contractual commitments for the acquisition of property, plant or equipment

As at 30 June 2022 (and 30 June 2021), the parent entity did not have any contractual commitments for the acquisition of property, plant or equipment.

(d) Basis of preparation

This parent entity financial information has been prepared on the same basis as the consolidated financial statements except as set out below:

Investments in subsidiaries, associates and joint venture entities

Investments in subsidiaries, associates and joint venture entities are accounted for at cost in the financial statements of Silex Systems Limited. Dividends received from associates are recognised in the parent entity's profit or loss, rather than being deducted from the carrying amount of these investments.

Notes to the financial statements

30 June 2022

Note 23 Summary of significant accounting policies

This note provides a list of the significant accounting policies adopted in the preparation of these consolidated financial statements to the extent that they have not already been disclosed in the other notes above. These policies have been consistently applied to all the years presented, unless otherwise stated. The financial statements are for the group consisting of Silex Systems Limited and its subsidiaries.

(a) Basis of preparation

These general purpose financial statements have been prepared in accordance with Australian Accounting Standards and Interpretations issued by the Australian Accounting Standards Board and the *Corporations Act 2001*. Silex Systems Limited is a for-profit entity for the purposes of preparing the financial statements.

(i) Compliance with IFRS

The consolidated financial statements of the Silex Systems Limited group also comply with International Financial Reporting Standards (IFRS) as issued by the International Accounting Standards Board (IASB).

(ii) Historical cost convention

These financial statements have been prepared on a historical cost basis, except for Financial assets at fair value through other comprehensive income which are measured at fair value.

(iii) New standards and interpretations not yet adopted

Certain new accounting standards, amendments to accounting standards and interpretations have been published that are not mandatory for 30 June 2022 reporting periods and have not been adopted early by the Company. These standards, amendments or interpretations are not expected to have a material impact on the entity in the current or future reporting periods and on foreseeable future transactions.

(b) Principles of consolidation and equity accounting

(i) Subsidiaries

The consolidated financial statements incorporate the assets and liabilities of all subsidiaries of Silex Systems Limited (the parent entity) as at 30 June 2022 and the results of all subsidiaries for the year then ended. Silex Systems Limited and its subsidiaries together are referred to in this financial report as the Company, Silex, the consolidated entity or the group.

Subsidiaries are all those entities over which the Company has control, being the power to govern the financial and operating policies, generally accompanying a shareholding of more than onehalf of the voting rights. The existence and effect of potential voting rights that are currently exercisable or convertible are considered when assessing whether the Company controls another entity. Subsidiaries are fully consolidated from the date on which control is transferred to the Company. They are deconsolidated from the date that control ceases. The acquisition method of accounting is used to account for business combinations by the Company.

Intercompany transactions, balances and unrealised gains on transactions between group companies are eliminated. Unrealised losses are also eliminated unless the transaction provides evidence of the impairment of the asset transferred. Accounting policies of subsidiaries have been changed where necessary to ensure consistency with the policies adopted by the Company.

Non-controlling interests in the results and equity of subsidiaries are shown separately in the consolidated income statement, statement of comprehensive income, statement of changes in equity and balance sheet respectively.

Notes to the financial statements

30 June 2022

(ii) Joint arrangements

Under AASB 11 *Joint Arrangements* investments in joint arrangements are classified as either joint operations or joint ventures. The classification depends on the contractual rights and obligations of each investor, rather than the legal structure of the joint arrangement.

The Company's investment in GLE Holdco is a joint venture. Interests in joint ventures are accounted for using the equity method, after initially being recognised at cost in the consolidated balance sheet.

(iii) Equity method of accounting for joint ventures

Under the equity method of accounting, the investments are initially recognised at cost and adjusted thereafter to recognise the Company's share of the post-acquisition profits or losses of the investee in profit or loss, and the Company's share of movements in Other comprehensive income of the investee in Other comprehensive income. Dividends received or receivable from joint ventures are recognised as a reduction in the carrying amount of the investment.

Where the Company's share of losses in an equity-accounted investment equals or exceeds its interest in the entity, including any other unsecured long-term receivables, the Company does not recognise further losses, unless it has incurred obligations or made payments on behalf of the other entity.

Unrealised gains on transactions between the Company and its joint ventures are eliminated to the extent of the Company's interest in these entities. Unrealised losses are also eliminated unless the transaction provides evidence of an impairment of the asset transferred. Accounting policies of equity-accounted investees have been changed where necessary to ensure consistency with the policies adopted by the Company.

The carrying amount of equity-accounted investments is tested for impairment in accordance with the policy described in note 23(h).

(iv) Changes in ownership interests

The Company treats transactions with non-controlling interests that do not result in a loss of control, as transactions with equity owners of the Company. A change in ownership interest results in an adjustment between the carrying amounts of the controlling and non-controlling interests to reflect their relative interests in the subsidiary. Any difference between the amount of the adjustment to non-controlling interests and any consideration paid or received is recognised in a separate reserve within equity attributable to owners of Silex Systems Limited.

When the Company ceases to consolidate or equity account for an investment because of a loss of control, joint control or significant influence, any retained interest in the entity is remeasured to its fair value with the change in carrying amount recognised in profit or loss. This fair value becomes the initial carrying amount for the purposes of subsequently accounting for the retained interest as an associate, joint venture or financial asset. In addition, any amounts previously recognised in Other comprehensive income in respect of that entity are accounted for as if the Company had directly disposed of the related assets or liabilities. This may mean that amounts previously recognised in Other comprehensive income are reclassified to profit or loss.

If the ownership interest in a joint venture or an associate is reduced but joint control or significant influence is retained, only a proportionate share of the amounts previously recognised in Other comprehensive income are reclassified to profit or loss where appropriate.

(c) Foreign currency translation

(i) Functional and presentation currency

Items included in the financial statements of each of the Company's entities are measured using the currency of the primary economic environment in which the entity operates (the functional currency). The consolidated financial statements are presented in Australian dollars, which is Silex Systems Limited's functional and presentation currency.

Notes to the financial statements

30 June 2022

(ii) Transactions and balances

Foreign currency transactions are translated into the functional currency using the exchange rates prevailing at the dates of the transactions. Foreign exchange gains and losses resulting from the settlement of such transactions and from the translation at year end exchange rates of monetary assets and liabilities denominated in foreign currencies are recognised in the income statement.

(iii) Group companies

The results and financial position of all the group entities (none of which has the currency of a hyperinflationary economy) that have a functional currency different from the presentation currency are translated into the presentation currency as follows:

- assets and liabilities for each balance sheet presented are translated at the closing rate at the date of that balance sheet;
- income and expenses for each income statement and statement of comprehensive income are translated at average exchange rates (unless this is not a reasonable approximation of the cumulative effect of the rates prevailing on the transaction dates, in which case income and expenses are translated at the dates of the transactions); and
- all resulting exchange differences are recognised in Other comprehensive income.

On consolidation, exchange differences arising from the translation of any net investment in foreign entities, and of borrowings, are recognised in Other comprehensive income. The Company's funding of its investment in its subsidiaries has been deemed part of its net investment. When a foreign operation is sold or borrowings forming part of the net investment are repaid, a proportionate share of such exchange differences are recognised in the income statement as part of the gain or loss on sale.

(d) Revenue recognition

The accounting policies for the Company's revenue from contracts with customers are explained in note 3.

(e) Government grants and Research and development tax incentive income

Grants from the government are recognised at their fair value where there is a reasonable assurance that the grant will be received and the group will comply with all attached conditions. Note 4 provides further information on how the Company accounts for government grants. Research and development tax incentive income is based on eligible activities in the period.

Notes to the financial statements

30 June 2022

(f) Income tax

The income tax expense or credit for the period is the tax payable on the current period's taxable income based on the applicable income tax rate for each jurisdiction adjusted by changes in deferred tax assets and liabilities attributable to temporary differences and to unused tax losses.

Deferred tax assets and liabilities are recognised for temporary differences at the tax rates expected to apply when the assets are recovered or liabilities are settled, based on those tax rates which are enacted for each jurisdiction. The relevant tax rates are applied to the cumulative amounts of deductible and taxable temporary differences to measure the deferred tax asset or liability. An exception is made for certain temporary differences arising from the initial recognition of an asset or a liability. No deferred tax asset or liability is recognised in relation to these temporary differences if they arose in a transaction, other than a business combination, that at the time of the transaction did not affect either accounting profit or taxable profit or loss.

Deferred tax assets are recognised for deductible temporary differences and unused tax losses only if it is probable that future taxable amounts will be available to utilise those temporary differences and losses.

Deferred tax liabilities and assets are not recognised for temporary differences between the carrying amount and tax bases of investments in controlled entities where the parent entity is able to control the timing of the reversal of the temporary differences and it is probable that the differences will not reverse in the foreseeable future.

Current and deferred tax balances attributable to amounts recognised directly in equity are also recognised directly in equity.

(g) Leases

The Company's leasing policy is described in note 9(c).

(h) Impairment of assets

Goodwill and intangible assets that have an indefinite useful life are not subject to amortisation and are tested annually for impairment, or more frequently if events or changes in circumstances indicate they might be impaired. Other assets are tested for impairment whenever events or changes in circumstances indicate that the carrying amount may not be recoverable. An impairment loss is recognised for the amount by which the asset's carrying amount exceeds its recoverable amount. The recoverable amount is the higher of an asset's fair value less costs to sell and value in use. For the purposes of assessing impairment, assets are grouped at the lowest levels for which there are separately identifiable cash flows (cash generating units). Non-financial assets other than goodwill that suffered an impairment are reviewed for possible reversal of the impairment at the end of each reporting period.

(i) Investments and other financial assets

(i) Classification

The Company classifies its financial assets in the following categories:

- those to be measured subsequently at fair value (either through Other comprehensive income (OCI) or through profit or loss); and
- those to be at amortised cost.

The classification depends on the Company's business model for managing the financial assets and the contractual terms of the cash flows.

For assets measured at fair value, gains and losses will either be recorded in profit or loss or OCI. For investments in equity instruments that are not held for trading, this will depend on whether the Company has made an irrevocable election at the time of initial recognition to account for the equity investment at fair value through other comprehensive income (FVOCI).

The Company reclassifies debt investments when and only when its business model for managing those assets changes.

Notes to the financial statements

30 June 2022

(ii) Recognition and derecognition

Regular way purchases and sales of financial assets are recognised on trade date, being the date on which the Company commits to purchase or sell the asset. Financial assets are derecognised when the rights to receive cash flows from the financial assets have expired or have been transferred and the Company has transferred substantially all the risks and rewards of ownership.

(iii) Measurement

At initial recognition, the Company measures a financial asset at its fair value plus, in the case of a financial asset not at fair value through profit or loss (FVPL), transaction costs that are directly attributable to the acquisition of the financial asset. Transaction costs of financial assets at fair value through profit or loss are expensed in profit or loss.

Debt instruments

Subsequent measurement of debt instruments depends on the Company's business model for managing the asset and the cash flow characteristics of the asset. There are three measurement categories into which the Company classifies its debt instruments:

- (a) **Amortised cost:** Assets that are held for collection of contractual cash flows where those cash flows represent solely payments of principal and interest are measured at amortised cost. Interest revenue from these financial assets is included in revenue using the effective interest rate method. Any gain or loss arising on derecognition is recognised directly in profit or loss and presented in other gains/(losses) together with foreign exchange gains and losses. Impairment losses are presented as separate line item in the statement of profit or loss.
- (b) **FVOCI:** Assets that are held for collection of contractual cash flows and for selling the financial assets, where the assets' cash flows represent solely payments of principal and interest, are measured at FVOCI. Movements in the carrying amount are taken through OCI, except for the recognition of impairment gains or losses, interest income and foreign exchange gains and losses which are recognised in profit or loss. When the financial asset is derecognised, the cumulative gain or loss previously recognised in OCI is reclassified from equity to profit or loss and recognised in other gains/(losses). Interest income from these financial assets is included in finance income using the effective interest rate method. Foreign exchange gains and losses are presented in other gains/(losses) and impairment expenses are presented as separate line item in the statement of profit or loss.
- (c) **FVPL:** Assets that do not meet the criteria for amortised cost or FVOCI are measured at FVPL. A gain or loss on a debt investment that is subsequently measured at FVPL is recognised in profit or loss and presented net within other gains/(losses) in the period in which it arises.

Equity instruments

The Company subsequently measures all equity investments at fair value. Where the Company's Management has elected to present fair value gains and losses on equity investments in OCI, there is no subsequent reclassification of fair value gains and losses to profit or loss following the derecognition of the investment. Dividends from such investments is recognised in profit or loss as other income when the group's right to receive payments is established.

Changes in the fair value of financial assets at FVPL are recognised in other gains/(losses) in the statement of profit or loss as applicable. Impairment losses (and reversal of impairment losses) on equity investments measured at FVOCI are not reported separately from other changes in fair value.

(iv) Impairment

The Company assesses on a forward-looking basis, the expected credit losses associated with its debt instruments carried at amortised cost and FVOCI. The impairment methodology applied depends on whether there has been a significant increase in credit risk. Refer note 13(c) for further details.

Notes to the financial statements

30 June 2022

(j) Measurement and fair value estimation

The fair value of financial assets and financial liabilities must be estimated for recognition and measurement or for disclosure purposes.

The fair value of financial instruments traded in active markets (such as publicly traded derivatives, and trading and available-for-sale securities) is based on quoted market prices at the balance sheet date.

The fair value of financial instruments that are not traded in an active market (for example, over-the-counter derivatives) is determined using valuation techniques. The Company uses a variety of methods and makes assumptions that are based on market conditions existing at each balance date. Quoted market prices or dealer quotes for similar instruments are used for long-term debt instruments held. Other techniques, such as estimated discounted cash flows, are used to determine fair value for the remaining financial instruments. The fair value of forward exchange contracts is determined using forward exchange market rates at the balance sheet date.

The nominal value less estimated credit adjustments of trade receivables and payables are assumed to approximate their fair values. The fair value of financial liabilities for disclosure purposes is estimated by discounting the future contractual cash flows at the current market interest rate that is available to the Company for similar financial instruments.

(k) Employee benefits

(i) Wages and salaries, annual leave and personal leave

Liabilities for wages and salaries, including non-monetary benefits and annual leave are recognised in other payables in respect of employees' services up to the reporting date and are measured at the amounts expected to be paid when the liabilities are settled. Liabilities for non-accumulating personal leave are recognised when the leave is taken and measured at the rates paid or payable.

(ii) Long service leave

The liability for long service leave is recognised in the provision for employee benefits and measured as the present value of expected future payments to be made in respect of services provided by employees up to the reporting date using the projected unit credit method. Consideration is given to expected future wage and salary levels, experience of employee departures and periods of service. Expected future payments are discounted using market yields at the reporting date on national government bonds with terms to maturity and currency that match, as closely as possible, the estimated future cash outflows.

(iii) Retirement benefit obligations

Employees of the Company are entitled to benefits on retirement, disability or death from the Company's defined contribution retirement plans. The fund receives fixed contributions from the Company and the Company's legal or constructive obligation is limited to these contributions. Contributions to the defined contribution fund are recognised as an expense as they become payable.

(iv) Share-based payments

Share-based compensation benefits have been provided to employees via the Silex Systems Limited Employee Incentive Plan (the Plan) which was established in May 2019. Information relating to the Plan is set out in note 19.

Options

The fair value of options granted under the Plan are recognised as an employee benefit expense with a corresponding increase in equity in the share-based payments reserve. The fair value is measured at grant date and recognised over the period during which the employees become unconditionally entitled to the options.

The fair value at grant date is determined using a Binomial option pricing model that takes into account the exercise price, the term of the option, the vesting and performance criteria, the impact of dilution, the non-tradeable nature of the option, the share price at grant date and expected price volatility of the underlying share, the expected dividend yield and the risk-free interest rate for the term of the option.

Notes to the financial statements

30 June 2022

The fair value of the options granted excludes the impact of any non-market vesting conditions. Non-market vesting conditions are included in assumptions about the number of options that are expected to become exercisable. At each balance sheet date, the Company revises its estimate of the number of options that are expected to become exercisable. The employee benefit expense recognised each period takes into account the most recent estimate.

Upon the exercise of options, the relevant balance of the sharebased payments reserve is transferred to share capital.

Performance Rights

Performance Rights granted under the Plan are a right to acquire fully paid ordinary shares in the Company for \$nil consideration, subject to meeting certain pre-determined key performance indicators and vesting conditions. These may be used as a short-term or long-term incentive vehicle. For Performance Rights with non-market vesting conditions, the estimated number of rights that will vest are revised at the end of each reporting period and adjustments are recognised in profit or loss and the share-based payments reserve. For Performance Rights with market vesting conditions, the fair value at grant date is calculated using a Monte Carlo simulation and recognised in profit or loss. No adjustment is made for the estimated number of rights that will vest at each reporting date as this has already been factored into the grant date fair value of the rights.

The fair value is recognised over the relevant service period.

Shares in lieu of cash for Directors' Fees

Shares may be granted to directors in lieu of cash for services performed (subject to shareholder approval). The fair value of the shares is calculated on the grant date. The expense is recognised in the profit or loss over the service period to which the issue of shares relates to. The amount relating to future periods (unearned amount) is included in Trade and other receivables.

(v) Termination benefits

Termination benefits are payable when employment is terminated before the normal retirement date, or when an employee accepts voluntary redundancy in exchange for these benefits. The Company recognises termination benefits when it is demonstrably committed to either terminating the employment of current employees according to a detailed formal plan without possibility of withdrawal or to providing termination benefits as a result of an offer made to encourage voluntary redundancy.

(l) Goods and Services Tax (GST)

Revenues, expenses and assets are recognised net of the amount of associated GST, unless the GST incurred is not recoverable from the taxation authority. In this case it is recognised as part of the cost of acquisition of the asset or as part of the expense.

Receivables and payables are stated inclusive of the amount of GST receivable or payable. The net amount of GST recoverable from, or payable to, the taxation authority is included with other receivables or payables in the balance sheet.

Cash flows are presented on a gross basis. The GST components of cash flows arising from investing or financing activities which are recoverable from, or payable to the taxation authority, are presented as operating cash flow.

Notes to the financial statements

30 June 2022

(m) Research and development costs

Expenditure on research activities, undertaken with the prospect of obtaining new scientific or technical knowledge and understanding, is recognised in the income statement as an expense when it is incurred.

Costs incurred on development projects relating to the design and testing of new or improved products are recognised as intangible assets when it is probable that the project will be a success considering its commercial and technical feasibility and its costs can be measured reliably. Other expenditure that does not meet these expenditure criteria are recognised as an expense as incurred. Given the stage of development of the Company's technologies, research and development costs are expensed as incurred.

(n) Contributed equity

Ordinary shares are classified as equity. Incremental costs directly attributable to the issue of new shares or options are shown in equity as a deduction, net of tax, from the proceeds

Directors' declaration

30 June 2022

In the directors' opinion:

- (a) the financial statements and notes set out on pages 55 to 102 are in accordance with the *Corporations Act 2001*, including:
 - (i) complying with Accounting Standards, the *Corporations Regulations 2001* and other mandatory professional reporting requirements; and
 - (ii) giving a true and fair view of the consolidated entity's financial position as at 30 June 2022 and of its performance for the financial year ended on that date; and
- (b) there are reasonable grounds to believe that the Company will be able to pay its debts as and when they become due and payable.

Note 23(a) confirms that the financial statements also comply with International Financial Reporting Standards as issued by the International Accounting Standards Board.

The directors have been given the declarations by the Chief Executive Officer and Chief Financial Officer required by section 295A of the *Corporations Act 2001*.

This declaration is made in accordance with a resolution of the directors.



Dr M P Goldsworthy
CEO/MD

Sydney, 25 August 2022



Mr C A Roy
Chair



Independent auditor's report

To the members of Silex Systems Limited

Report on the audit of the financial report

Our opinion

In our opinion:

The accompanying financial report of Silex Systems Limited (the Company) and its controlled entities (together the Group) is in accordance with the *Corporations Act 2001*, including:

- (a) giving a true and fair view of the Group's financial position as at 30 June 2022 and of its financial performance for the year then ended
- (b) complying with Australian Accounting Standards and the *Corporations Regulations 2001*.

What we have audited

The Group financial report comprises:

- the consolidated balance sheet as at 30 June 2022
- the consolidated statement of comprehensive income for the year then ended
- the consolidated statement of changes in equity for the year then ended
- the consolidated statement of cash flows for the year then ended
- the consolidated income statement for the year then ended
- the notes to the consolidated financial statements, which include significant accounting policies and other explanatory information
- the directors' declaration.

Basis for opinion

We conducted our audit in accordance with Australian Auditing Standards. Our responsibilities under those standards are further described in the *Auditor's responsibilities for the audit of the financial report* section of our report.

We believe that the audit evidence we have obtained is sufficient and appropriate to provide a basis for our opinion.

Independence

We are independent of the Group in accordance with the auditor independence requirements of the *Corporations Act 2001* and the ethical requirements of the Accounting Professional & Ethical Standards Board's APES 110 *Code of Ethics for Professional Accountants (including Independence Standards)* (the Code) that are relevant to our audit of the financial report in Australia. We have also fulfilled our other ethical responsibilities in accordance with the Code.

PricewaterhouseCoopers, ABN 52 780 433 757

One International Towers Sydney, Watermans Quay, Barangaroo NSW 2000, GPO BOX 2650, SYDNEY NSW 2001
T +61 2 8266 0000, F +61 2 8266 9999

Level 11, 1PSQ, 169 Macquarie Street, Parramatta NSW 2150, PO Box 1155 Parramatta NSW 2124
T +61 2 9659 2476, F +61 2 8266 9999

Liability limited by a scheme approved under Professional Standards Legislation

Independent auditor's report

Our audit approach

An audit is designed to provide reasonable assurance about whether the financial report is free from material misstatement. Misstatements may arise due to fraud or error. They are considered material if individually or in aggregate, they could reasonably be expected to influence the economic decisions of users taken on the basis of the financial report.

We tailored the scope of our audit to ensure that we performed enough work to be able to give an opinion on the financial report as a whole, taking into account the geographic and management structure of the Group, its accounting processes and controls and the industry in which it operates.



Materiality	Audit scope
<p>For the purpose of our audit we used overall Group materiality of \$0.47 million, which represents approximately 5% of the Group's loss before tax.</p>	<p>Our audit focused on where the Group made subjective judgements; for example, significant accounting estimates involving assumptions and inherently uncertain future events.</p>
<p>We applied this threshold, together with qualitative considerations, to determine the scope of our audit and the nature, timing and extent of our audit procedures and to evaluate the effect of misstatements on the financial report as a whole.</p>	<p>The Group's operational and financial processes are managed by a corporate function in Sydney, where substantially all of our audit procedures are performed.</p>
<p>We chose Group loss before tax because, in our view, it is the benchmark against which the performance of the Group is most commonly measured.</p>	
<p>We utilised a 5% threshold based on our professional judgement, noting it is within the range of commonly acceptable thresholds.</p>	

PricewaterhouseCoopers, ABN 52 780 433 757

One International Towers Sydney, Watermans Quay, Barangaroo NSW 2000, GPO BOX 2650, SYDNEY NSW 2001
T +61 2 8266 0000, F +61 2 8266 9999

Level 11, 1PSQ, 169 Macquarie Street, Parramatta NSW 2150, PO Box 1155 Parramatta NSW 2124
T +61 2 9659 2476, F +61 2 8266 9999

Liability limited by a scheme approved under Professional Standards Legislation

Independent auditor's report

Key audit matters

Key audit matters are those matters that, in our professional judgement, were of most significance in our audit of the financial report for the current period. The key audit matters were addressed in the context of our audit of the financial report as a whole, and in forming our opinion thereon, and we do not provide a separate opinion on these matters. Further, any commentary on the outcomes of a particular audit procedure is made in that context. We communicated the key audit matters to the Audit and Risk Committee.

Key audit matter	How our audit addressed the key audit matter
Recoverable project costs <i>(Refer to note 3)</i> Project costs incurred by Silex Systems Limited in relation to the Uranium Enrichment Project ("UEP") are recharged to GLE. We considered this matter a key audit matter due to the magnitude of the revenue, and the judgemental nature of determining which expenses can be recharged.	Our audit procedures included: considering the Group's accounting policy in line with the Australian Accounting Standards; developing an understanding and evaluating key controls over the revenue to receivables business process; for a sample of revenue transactions, obtaining source documents, evidencing cash receipts, assessing that the costs incurred were recognised in the right period and eligible to be recharged; evaluating the related financial statement disclosures for consistency with Australian Accounting Standards requirements.

Other information

The directors are responsible for the other information. The other information comprises the information included in the annual report for the year ended 30 June 2022, but does not include the financial report and our auditor's report thereon. Prior to the date of this auditor's report, the other information we obtained included the Company Directory, Forward Looking Statements and Risk Factors, Directors' report, Corporate Governance Statement and Shareholders' information.

Our opinion on the financial report does not cover the other information and accordingly we do not express any form of assurance conclusion thereon.

In connection with our audit of the financial report, our responsibility is to read the other information and, in doing so, consider whether the other information is materially inconsistent with the financial report or our knowledge obtained in the audit, or otherwise appears to be materially misstated.

If, based on the work we have performed on the other information that we obtained prior to the date of this auditor's report, we conclude that there is a material misstatement of this other information, we are required to report that fact. We have nothing to report in this regard.

When we read the other information not yet received, if we conclude that there is a material misstatement therein, we are required to communicate the matter to the directors and use our professional judgement to determine the appropriate action to take.

PricewaterhouseCoopers, ABN 52 780 433 757

One International Towers Sydney, Watermans Quay, Barangaroo NSW 2000, GPO BOX 2650, SYDNEY NSW 2001
 T +61 2 8266 0000, F +61 2 8266 9999

Level 11, 1PSQ, 169 Macquarie Street, Parramatta NSW 2150, PO Box 1155 Parramatta NSW 2124
 T +61 2 9659 2476, F +61 2 8266 9999

Liability limited by a scheme approved under Professional Standards Legislation

Independent auditor's report

Responsibilities of the directors for the financial report

The directors of the Company are responsible for the preparation of the financial report that gives a true and fair view in accordance with Australian Accounting Standards and the *Corporations Act 2001* and for such internal control as the directors determine is necessary to enable the preparation of the financial report that gives a true and fair view and is free from material misstatement, whether due to fraud or error.

In preparing the financial report, the directors are responsible for assessing the ability of the Group to continue as a going concern, disclosing, as applicable, matters related to going concern and using the going concern basis of accounting unless the directors either intend to liquidate the Group or to cease operations, or have no realistic alternative but to do so.

Auditor's responsibilities for the audit of the financial report

Our objectives are to obtain reasonable assurance about whether the financial report as a whole is free from material misstatement, whether due to fraud or error, and to issue an auditor's report that includes our opinion. Reasonable assurance is a high level of assurance, but is not a guarantee that an audit conducted in accordance with the Australian Auditing Standards will always detect a material misstatement when it exists. Misstatements can arise from fraud or error and are considered material if, individually or in the aggregate, they could reasonably be expected to influence the economic decisions of users taken on the basis of the financial report.

A further description of our responsibilities for the audit of the financial report is located at the Auditing and Assurance Standards Board website at: auasb.gov.au/admin/file/content102/c3/ar1_2020.pdf.

This description forms part of our auditor's report.

Report on the remuneration report

Our opinion on the remuneration report

We have audited the remuneration report included in pages 32 to 49 of the directors' report for the year ended 30 June 2022.

In our opinion, the remuneration report of Silex Systems Limited for the year ended 30 June 2022 complies with section 300A of the *Corporations Act 2001*.

PricewaterhouseCoopers, ABN 52 780 433 757

One International Towers Sydney, Watermans Quay, Barangaroo NSW 2000, GPO BOX 2650, SYDNEY NSW 2001
T +61 2 8266 0000, F +61 2 8266 9999

Level 11, 1PSQ, 169 Macquarie Street, Parramatta NSW 2150, PO Box 1155 Parramatta NSW 2124
T +61 2 9659 2476, F +61 2 8266 9999

Liability limited by a scheme approved under Professional Standards Legislation

Independent auditor's report

Responsibilities

The directors of the Company are responsible for the preparation and presentation of the remuneration report in accordance with section 300A of the *Corporations Act 2001*. Our responsibility is to express an opinion on the remuneration report, based on our audit conducted in accordance with Australian Auditing Standards.



PricewaterhouseCoopers



Aishwarya Chandran
Partner
PricewaterhouseCoopers

Sydney
25 August 2022

PricewaterhouseCoopers, ABN 52 780 433 757

One International Towers Sydney, Watermans Quay, Barangaroo NSW 2000, GPO BOX 2650, SYDNEY NSW 2001
T +61 2 8266 0000, F +61 2 8266 9999

Level 11, 1PSQ, 169 Macquarie Street, Parramatta NSW 2150, PO Box 1155 Parramatta NSW 2124
T +61 2 9659 2476, F +61 2 8266 9999

Liability limited by a scheme approved under Professional Standards Legislation

Shareholders' information

Information relating to shareholders as at 12 August 2022

(a) Distribution of equity securities

Holding	Class of equity security: Ordinary					
	Shares		Options		Performance rights	
	No. of holders	% of shares	No. of holders	% of options	No. of holders	% of rights
1 - 1,000	2,503	0.62%	-	-	-	-
1,001 - 5,000	2,683	3.48%	-	-	-	-
5,001 - 10,000	817	3.08%	-	-	-	-
10,001 - 100,000	1,145	16.90%	16	26.67%	21	39.63%
100,001 and over	235	75.92%	8	73.33%	1	60.37%
Total number of holders	7,383	100.00%	24	100.00%	22	100.00%

There were 519 holders of less than a marketable parcel of ordinary shares.

(b) Names of twenty largest quoted equity security holders as at 12 August 2022

Name	Number of securities	Percentage held
Jardvan Pty Ltd	29,801,030	14.54%
McCusker Holdings Pty Ltd	8,000,000	3.90%
Majenta Holdings Pty Ltd	5,703,923	2.78%
HSBC Custody Nominees (Australia) Limited	4,127,002	2.01%
Polly Pty Ltd	4,073,863	1.99%
Hillboi Nominees Pty Ltd	4,039,835	1.97%
Citicorp Nominees Pty Limited	3,488,628	1.70%
Sachem Cove Special Opportunities Fund LP	3,118,965	1.52%
Throvena Pty Ltd	2,978,203	1.45%
Spar Nominees Pty Ltd	2,863,234	1.40%
HSBC Custody Nominees (Australia) Limited	2,765,256	1.35%
JP Morgan Nominees Australia Pty Limited	2,537,087	1.24%
Hamlac Pty Ltd	2,525,937	1.23%
Mr Christopher David Wilks	2,405,070	1.17%
Silicon Quantum Computing Pty Ltd	2,300,000	1.12%
National Nominees Limited	2,088,935	1.02%
Quintal Pty Ltd	2,002,952	0.98%
BNP Paribas Noms Pty Ltd	1,828,389	0.89%
Sporran Lean Pty Ltd	1,791,000	0.87%
BNP Paribas Nominees Pty Ltd	1,776,585	0.87%
	90,215,894	44.01%

Shareholders' information

Information relating to shareholders as at 12 August 2022

(c) Substantial holders

Name	Number of securities	Percentage held
Jardvan Pty Ltd	29,801,030	14.54%

(d) Voting rights

The voting rights attaching to each class of equity securities are set out below:

- Ordinary shares: On a show of hands every member present at a meeting in person or by proxy shall have one vote and upon a poll each share shall have one vote.
- Options: No voting rights.
- Performance rights: No voting rights.

(e) Securities subject to voluntary escrow as at 12 August 2022

As at 12 August 2022, shares subject to voluntary escrow were as follows:

Number of shares	Escrow period ends
263,274	31/08/2022
28,169	31/12/2022
118,666	31/08/2023
28,169	31/12/2023
100,000	22/05/2024
100,000	06/06/2024

(f) Unquoted equity securities as at 12 August 2022

	Number on issue	Number of holders
Options issued under the Silex Systems Limited Employee Incentive Plan	3,600,000	24
Performance rights issued under the Silex Systems Limited Employee Incentive Plan	807,500	22





Company directory

Directors

Mr C A Roy | Chair
Dr M P Goldsworthy | CEO/MD
Ms H G Cook
Mr C D Wilks

People & Remuneration Committee

Mr C A Roy | Chair
Ms H G Cook
Mr C D Wilks

Audit Committee

Mr C D Wilks | Chair
Ms H G Cook
Mr C A Roy

Company Secretary

Ms J E Ducie

Registered Office and Principal Place of Business

Building 64, Lucas Heights
Science & Technology Centre
New Illawarra Road
Lucas Heights NSW 2234, Australia

Postal address:
PO Box 75, Menai Central
NSW 2234, Australia

P +61 2 9704 8888
F +61 2 9704 8851
E investor.relations@silex.com.au
W www.silex.com.au

Share Registry

Computershare Registry Services
Pty Limited

Level 5, 115 Grenfell Street, Adelaide,
South Australia 5000, Australia

GPO Box 1903 Adelaide
South Australia 5001, Australia

Enquiries:

Within Australia: 1300 556 161
Outside Australia: +61 8 8236 2300

E web.queries@computershare.com.au
W www.computershare.com.au

Stock Exchange

Listed on the Australian Stock
Exchange, Ticker: SLX

Listed on the OTCQX International,
Ticker: SILXY

Auditors

PricewaterhouseCoopers

Solicitors

Dentons Australia Limited

Bankers

Australia and New Zealand Banking
Group Limited

American Depository Receipts (ADR) Information

Silex Systems Limited's ADRs
may be purchased on the
US OTCQX market.

Details are as follows:

Ratio: 1 ADR = 5 ordinary shares
Symbol: SILXY
CUSIP: 827046 10 3 9414F102
Exchange: OTCQX
Country: Australia



www.silex.com.au