

BEXIMCO PHARMACEUTICALS LTD.

Annual Report
2009

For healthy & beautiful life



Our Mission

Each of our activities must benefit and add value to the common wealth of our society. We firmly believe that, in the final analysis we are accountable to each of the constituents with whom we interact, namely: our employees, our customers, our business associates, our fellow citizens and our shareholders.



About the Company	2
Board & Management	4
Managing Director's Statement	14
Key Milestones	18
Highlights 2009	20
Our Facilities	22
Regulatory Approvals	30
Products	32
Our People	40
R&D	46
Global Footprint	48
Corporate Social Responsibility	52
Environmental Compliance	53
Strong Partner Relationships	54
Contract Manufacturing	55
Post Balance Sheet Highlights	56
Notice of the Thirty-Fourth Annual General Meeting	57
Financial Highlights	58
Chairman's Statement	59
Report of the Directors to the Shareholders	63
Key Operating and Financial Data	66
Corporate Governance Compliance Report	68
Value Added Statement	69
Shareholders' Meetings	70
Auditors' Report to the Shareholders	71
Balance Sheet	72
Profit and Loss Account	73
Statement of Changes in Equity	74
Cash Flow Statement	75
Notes to the Financial Statements	76

Contents



About the Company

Beximco Pharmaceuticals Ltd. (Beximco Pharma) belongs to Beximco Group, the largest private sector industrial conglomerate in Bangladesh which has diversified into textiles, apparels, pharmaceuticals, ceramics, aviation, real estate, ITC & media, and energy sectors. Most of these companies are actively being traded in the stock exchanges of Bangladesh with a total market capitalization of more than \$1.65 billion. Incorporated in the late 70s, Beximco Pharma began as a distributor, importing products from global MNCs like Bayer, Germany and Upjohn, USA and selling them in the local market, which were later manufactured and distributed under licensing arrangement. Since then, the journey continued, with a vision to go a long way – and today, Beximco Pharma is one of the largest exporters of medicines in Bangladesh, winning National Export (Gold) Trophy for a record three times. Beximco Pharma's manufacturing facilities have been accredited by major global regulatory bodies, and it has expanded its geographic footprint to 40 countries. The company has the unique distinction of being the only company in Bangladesh to get listed on AIM of London Stock Exchange.

Beximco Pharma produces pharmaceutical formulations and active pharmaceutical ingredients, having a current portfolio of more than 400 products and a dedicated team of more than 2,500 employees. In its long journey over three decades, the simple principle on which it was founded remains the same: producing high-quality generics and providing better access to medicines at a much affordable cost.

Over the last three decades Beximco Pharma has grown to become a leading pharma company with its commitment to provide high quality generics at affordable cost.

The company continues to adhere to the global standards and takes initiatives to remain more competitive in order to maintain its strong track record.



Board & Management

Ahmed Sohail Fasihur Rahman

Chairman

Sohail Rahman is the Chairman and founder of Beximco Group. He is a distinguished business personality of the country and has received many awards and accolades for his outstanding contribution to country's industrial development. Rahman was instrumental in introducing best-in-class corporate practice in Bangladesh and is widely credited as the architect of Group's successful global strategy.

He graduated with Honours in Physics from the University of Dhaka in 1966, and also studied in the United Kingdom. Rahman held a number of key positions with many reputed organizations, serving as the Chairman of IFIC Bank Limited, Director of Industrial Promotion & Development Company, Director of Arab Bangladesh Bank Limited, Director of Pubali Bank Limited and Director of the Investment Corporation of Bangladesh.

He is currently a member of the Board of Governors of North South University Foundation, the first private sector University in Bangladesh. Recently he has been inducted into the Board of Directors of Dhaka Stock Exchange Ltd.



Ahmed Salman Fazlur Rahman

Vice Chairman

Salman Rahman, younger brother of Sohail Rahman, is co-founder of the Beximco Group. He is a renowned businessman of the country and is widely acclaimed for his contribution to the development of private sector. He anchored the key initiatives that have helped build Beximco's corporate identity, and led the Group into becoming a leading industrial conglomerate in the country.

Besides being the Vice Chairman of Beximco Group of companies, he has held key positions in many business and industry associations which include President of the Federation of Bangladesh Chambers of Commerce and Industry, President of SAARC Chamber of Commerce & Industry, President of the Metropolitan Chamber of Commerce & Industry, President of the Bangladesh Textile Mills Association, among others.

Currently he is the Chairman of Bangladesh Enterprise Institute, a Bangladeshi institute for private sector advocacy and free market development, President of Bangladesh Association of Pharmaceutical Industries, President of Bangladesh Association of Publicly Listed Companies , Chairman of Abahani Limited, a prominent sporting club in Bangladesh, and Chairman of the Board of Editors of "The Independent" an English daily newspaper in Bangladesh.

Rahman has many accolades to his name and he holds a degree from Karachi University.



Nazmul Hassan MP

Managing Director

Nazmul Hassan, 49, graduated from the Department of Public Administration, University of Dhaka. He received his MBA from the Institute of Business Administration (IBA), University of Dhaka, with major in marketing. He also received executive education on 'Medical Marketing' from University of California Los Angeles, USA and 'Changing Strategic Direction' from Kellogg School of Management, Chicago, USA. Hassan was the Secretary General of Bangladesh Association of Pharmaceutical Industries for three consecutive terms, and received several awards for his contribution to the pharmaceuticals sector, particularly in relation to exports and marketing. He is currently serving as an advisor to this association. Hassan joined Beximco Pharma in 1987 and has held various key positions in the company including the Director, Marketing and Commercial, Chief Operating Officer and Chief Executive Officer. He was appointed Managing Director of the company in 2009. He is also serving as the Managing Director of Shinepukur Ceramics Ltd., and Director of Beximco Group. He is considered an expert on issues related to Drug Policy, Intellectual Property Rights, TRIPs etc. Nazmul Hassan is the President of both IBA Alumni Association and MBA Club, and a Director of Abahani Ltd., a premier sporting club in the country. He is also an elected Member of the National Parliament of Bangladesh.



Rabbur Reza

Chief Operating Officer

Rabbur Reza, 42, was appointed Chief Operating Officer of the company in March 2009. He has more than 17 years of working experience with pharmaceuticals and FMCG companies home and abroad. Rabbur Reza studied Pharmacy and obtained B Pharm from Panjab University, India. He holds an MBA from Queensland University of Technology, Australia and has also received executive education in Strategy and Leadership from Harvard Business School, USA. Reza joined Beximco Pharmaceuticals Ltd. in 1992 and continued till 1997 before he left for Australia to pursue higher studies. He worked for six years with Biotech and Milton Pharmaceuticals, Australia. He rejoined Beximco Pharma in March 2005 as Executive Director, Marketing and promoted to Director, Marketing and Business Development in February 2006. Reza is an Associate Fellow of the Australian Institute of Management, a member of the American Society of Health System Pharmacists and a member of the Pharmaceutical Society of Australia. He is also a member of UNEP (United Nations Environment Program) Medical Technical Options Committee.



Ali Nawaz

Chief Financial Officer

Ali Nawaz, 47, qualified as a CMA from the institute of Cost and Management Accountants of Bangladesh in 1988, and is currently a Fellow Member of the Institute. He obtained an MBA from the Institute of Business Administration, University of Dhaka in 1990.

After joining as a management trainee in 1990, he worked for different entities within the Beximco group of companies, in varying capacities. He was appointed Chief Financial Officer of Beximco Pharma in 2003.

The Board of Directors

A S F Rahman	Chairman
Salman F Rahman	Vice Chairman
Nazmul Hassan MP	Managing Director
Iqbal Ahmed	Director
Mohammad Abul Qasem	Director
Osman Kaiser Chowdhury	Director
Abu Bakar Siddiqur Rahman	Director
Dr. Farida Huq	Director
Advocate Ahsanul Karim	Director
Dr. Abdul Alim Khan	Independent Director

Company Secretary

Md. Asad Ullah, FCS



Mohd. Tahir Siddique
Executive Director, Quality

Lutfur Rahman
Director, Manufacturing

Zakaria Seraj Chowdhury
Director, International Marketing

Rabbur Reza
Chief Operating Officer

Nazmul Hassan MP
Managing Director

The Executive Committee

Osman Kaiser Chowdhury	Member of the Board of Directors
Nazmul Hassan MP	Managing Director
Rabbur Reza	Chief Operating Officer
Ali Nawaz	Chief Financial Officer
Afsar Uddin Ahmed	Director, Commercial

The Management Committee



O K Chowdhury
Member of the
Board of Directors

Ali Nawaz
Chief Financial Officer

Afsar Uddin Ahmed
Director, Commercial

A R M Zahidur Rahman
Executive Director,
Production

Shamim Momtaz
Executive Director,
Manufacturing

Jamal Ahmed Choudhury
General Manager,
Accounts & Finance



Managing Director's Statement

2009 was another successful year for Beximco Pharma. In our 30 years in the business, we have continued our efforts to meet the strategic goals we set for ourselves, while at the same time delivered consistent financial performance. The company has achieved this by staying focussed on creating value for all its customers and shareholders.

After the 2007-2008 political turmoils and certain unprecedented events in the country which had seriously disrupted our business activities, the company showed strong performance in 2009 recovering from its earlier setbacks. Sales revenue in the year crossed BDT 4.86 billion with a robust growth of more than 21%. In the year our company not only showed signs of recovery, it took up strategies and aggressive expansion programs in order to cater to the growing demand from domestic and overseas markets. The company, with its global regulatory approvals and competitive advantages, is also actively looking for potential contract manufacturing partners from developed markets.

Amid global economic downturn and financial crisis, Bangladesh economy grew 6%, largely driven by a robust agricultural expansion, moderate growth in export and sustained high level of foreign remittance. Fortunately, the global crisis had little impact on Bangladesh pharma industry which registered 17% growth mostly due to political stability in the country, improvement in life expectancy, increased government expenditure on healthcare, and increasing medical coverage of the population.

The total pharma market of the country was valued at approximately \$800 million, and the government has recently declared pharma as a thrust sector owing to its huge export potential. Bangladesh pharma market is dominated by local manufacturers who currently meet almost 95% of country's requirement. All the companies in the top 10 list are local, and they enjoy almost 70% of the market share.

Over the years, the company is growing from strength to strength, and consistently delivering on its promise of performance. In 2009 we achieved sales growth of more than 21% outperforming the industry growth and consolidated our position in the domestic market.

We always offer our customers a large and diverse product portfolio and in the year 2009 we launched 34 new products with very good market response. Our growth prospects remain excellent with these key growth products and our aim is to offer the best treatments possible to our patients by utilizing our in-house resources and know-how.

In the domestic market the company maintained its leadership position in key therapeutic segments like analgesics, respiratory and cardiovascular having a growth rate of around 35% in each segment. We also performed exceptionally well with our gastrointestinal, musculoskeletal, multivitamins and anti-infective range registering more than 30% growth in these categories. Two of Beximco Pharma's brands, Neoceptin R and Napa, remained in the top five list. Seven of the company's brands achieved annual sales in excess of BDT 100 million.

Our strategies were successful largely due to combined efforts from our effective Sales and Marketing teams and excellent product portfolio that enabled us to strengthen our position in the domestic market. We have continued making significant investment in introducing newer drug delivery systems and in our capacity building. Our new oral solid dosage facility has now larger capacity with the remaining three lines being commissioned. We believe, Beximco Pharma is now having a strong platform to continue to grow profitably both in domestic and international markets in the years to come.

Our in-house R&D efforts saw the introduction of ION unit for producing injectables, ophthalmics and nebulizer solutions. In the first year, we successfully launched 9 eye drops, 3 respirator solutions and 4 injectables in the market and already received very good response. We strongly believe these products will significantly contribute to company's bottom line in the near future.



Being in the knowledge-driven industry, we try to understand the markets and always make efforts to translate our knowledge into opportunities. We are aware of the greater opportunities in global generics, and we always want to make sure that we have the right strategies in place. Regulated markets continue to offer high growth opportunities for generics, as brand drugs worth more than \$100 billion in sales coming off-patent by 2012 and there is increasing government pressures to cut healthcare costs. Beximco Pharma has the opportunity to gain from this as strong generic drug capabilities and low manufacturing costs will allow it to meet the requirements in those markets. In this context, the recent US healthcare reform bill with its emphasis on cutting costs is likely to be beneficial for a generic drug manufacturer like Beximco Pharma. However, a larger number of Indian companies are already active in the generics business, and to compete with them we need to go for large scale backward integration to lower our dependence on API import. The Industry has successfully negotiated with the government to fast track the setting up of country's first API industrial park, which is assumed to start operation by 2010. This will significantly boost the growth of country's pharma industry and export from the country will increase manifold within a short span of time.

We strongly believe our investments in expanding capacity and upgrading our facility will provide the necessary impetus for sustainable growth. Our major focus currently remains on development of international markets and now we are aggressively pressing ahead with our strategy which is crucial to the company's future – particularly for building presence in developed markets.

As we endeavor to reinforce and strengthen our position in the global marketplace, our focus on achieving excellence and increasing productivity would remain greater than ever. Although our current export turnover is very low and contributes little to the overall sales turnover, in the year under review export operation showed an impressive growth of 59% with increasing response from various markets.

Today Beximco Pharma has 322 products registered in Asia, 75 in Africa, 11 in Central and Latin America, and 22 in Middle East, while we are actively taking measures to register more of our products in attractive branded generic markets. In the year we successfully registered 51 products in 12 countries. The company has taken an ambitious target of registering more than 250 products in 23 countries for the year 2010.

We strongly believe our investments in expanding capacity and upgrading our facility will provide the necessary impetus for sustainable growth. Our major focus currently remains on development of international markets and now we are aggressively pressing ahead with our strategy which is crucial to the company's future – particularly for building presence in developed markets. In the year our continued focus on regulatory approvals earned us yet another milestone- our MDI facility received approval from ANVISA making ways to enter the very attractive Brazilian market.

Operating in a competitive generic marketing space, Beximco Pharma has differentiated itself by offering generic drugs at the most affordable cost. Moreover, MNCs are increasingly looking for cost effective

production of many off-patent branded drugs that may lead to new outsourcing and contract manufacturing opportunities for the company. Effective drug delivery is a critical opportunity area. The generic market is undergoing radical restructuring, and in such a competitive environment, companies are now focusing on products where profit levels come with a degree of novelty -

We are confident that company's sustained growth in the next few years will allow us to increase export turnover manifold ensuring our presence in the most regulated markets, and we are now well on course in terms of our product line, robust manufacturing and marketing platforms.

and inhalation products are those offering the both. Metered dose inhalers used in respiratory diseases could potentially provide a lucrative future for us as we have not only pioneered the MDI manufacturing in Bangladesh, but also established ourselves as one of those few companies in the whole world who has the capability to produce world class inhalers.

During the year under review, we critically reviewed the organizational structure and initiated significant restructuring in the management in line with our corporate objectives. We have also taken major steps to reduce costs and optimize resources. Rabbur Reza has been promoted to the position of Chief Operating Officer with the responsibilities of overseeing the company's day to day operations and devising strategies for driving growth, while I have been appointed the Managing Director of the company and also inducted into the Group's Board of Directors. Our reorganizations are intended to consolidate and synergize the entire operating structures for greater interaction and smooth interface amongst all facets of value chain. With a renewed focus on Regulatory Affairs and R&D, we appointed people with long working experience in major MNCs abroad who will be able to lead our teams to achieve excellence in the respective areas.

We continue to invest in our facilities to achieve our aspirational target of entering regulated markets within the shortest possible time. The new initiatives are expected to help the company enter the regulated markets of EU and USA.

Our experience over the years clearly suggests that we have ample scope to grow, both in domestic and overseas markets. We have successfully continued registering products in the export markets while we are building our capacity. Although our ambition is to become a global player, and putting our greater efforts in that direction, domestic market still remains the mainstay of our revenue. We remain focussed on domestic market to strengthen our position and already identified some attractive niche areas where the investment will enable us to improve company's bottom line significantly.

We are confident that company's sustained growth in the next few years will allow us to increase export turnover manifold ensuring our presence in the most regulated markets, and we are now well on course in terms of our product line, and robust manufacturing and marketing platforms. As competitiveness and global standards are key to success, we are equally focussed on maintaining our low production cost and high standard of our products. All our initiatives are directed towards the value creation for our shareholders, and as we step into the new financial year, I re-affirm that we are well on our way to achieve what we have set out to do.

Nazmul Hassan

Nazmul Hassan MP

Key Milestones



- 2009 ● Only Bangladeshi company to receive GMP Certification from ANVISA, Brazil
 - ION unit was launched for producing injectables, ophthalmics and nebulizer solutions
- 2008 ● First and only Bangladeshi company to receive GMP Clearance from Therapeutic Goods Administration (TGA) Australia, and Gulf Central Committee for Drug Registration, for GCC member states
 - Technology transfer arrangement to manufacture Roche's ARV drug Saquinavir
- 2007 ● New Oral Solid Dosage (OSD) facility was commissioned according to US FDA standards
- 2006 ● Launched CFC free HFA inhalers for the first time in Bangladesh
- 2005 ● Only company in Bangladesh to get listed on Alternative Investment Market (AIM) of London Stock Exchange (LSE) through issuance of GDRs
 - Construction of state-of-the-art USFDA standard oral solid dosage facility was completed
- 2003 ● Became the first company to introduce anti-retroviral (ARV) drugs in Bangladesh
- 2001 ● First and only Bangladeshi company to enter Singapore, one of the more regulated markets in Asia
- 2000 ● Only company to achieve National Export Trophy (Gold) for the record 3rd time
- 1996 ● IV unit (former Beximco Infusions Ltd.) received ISO 9001 Certification from TUV-Cert, Germany
- 1993 ● Russia became the first export destination for formulation products
- 1992 ● Export operation started with APIs
- 1985 ● Listed on Dhaka Stock Exchange as a public limited company
- 1983 ● Launched own formulation brands
- 1980 ● Started manufacturing products of Bayer AG, Germany and Upjohn Inc., USA under license
- 1976 ● Company incorporated

Highlights 2009



- ▶ Achieved sales turnover of more than BDT 4.86 billion with more than 21% growth, outperforming the industry growth of 17%
- ▶ The company saw introduction of 26 new products in a total of 34 presentations
- ▶ ION unit was launched for producing injectables, ophthalmics and nebulizer solutions and a total of 16 products were launched in the year
- ▶ Commissioning of the remaining 3 lines of USFDA standard OSD facility started having an installed capacity to produce 4 billion tablets annually
- ▶ Received regulatory approval from ANVISA (Brazil); as the first Bangladeshi company
- ▶ Construction of new MDI facility completed in 2009; facility will be ready by Q3 of 2010
- ▶ Product registered in Australia
- ▶ Signed long term supply agreement with ADF, France for asthma inhalers
- ▶ Export turnover grew 59% over the previous year
- ▶ 51 products registered in 12 countries
- ▶ Oseflu[®], Beximco's brand of Oseltamivir, was supplied to Central and Latin America in the wake of pandemic H1N1 flu. This drug was also supplied to government agencies and international organizations in Bangladesh during this national emergency.

Our Facilities



Our main manufacturing site is spread across a 22-acre area located near the capital city, Dhaka, which houses facilities for manufacturing tablets, capsules, intravenous fluids, liquids, creams, ointments, suppositories, metered dose inhalers, ophthalmic drops, injectables as well as API production unit. The site has its own utility infrastructure to ensure adequate generation and distribution of electricity with an installed capacity of 8 MW. There are also water purifying and liquid nitrogen generation facilities. Our penicillin API and formulation units are located separately at Kaliakoir, 21 km from company's main manufacturing premises at Tongi.

New Oral Solid Dosage (OSD) Unit

We continue to invest in our state-of-the-art Oral Solid Dosage facility which has been built and designed according to the USFDA standards. This facility incorporates modern technological advancements with automated material handling systems and multilevel designs to enable gravity feed between processing stages. The building design has also allowed maximum engineering maintenance access without entering into the production areas. The building is a multi-storied concrete and double wall brick externally clad with ceramic brick tiles for low maintenance. All walls within the facility are made of preformed powder coated sandwich panels. Other standards include non shedding materials, resistant to cleaning agents, closed transfer system, flush fitting, HVAC system for air classification, air changes etc. Each floor is separated horizontally into an upper technical floor and a lower manufacturing floor. This facility, consisting of five lines with an installed annual capacity to produce 4 billion tablets, has been audited and approved by the regulatory authorities from Australia and Gulf Council, while awaiting inspection and approvals from USFDA, UK MHRA and EMEA. It provides larger capacity and a stronger platform to supply generics for highly regulated markets, and also offering the company as an attractive contract manufacturing partner.







Metered Dose Inhaler (MDI) Unit



Beximco Pharma is among the first few companies in the world who successfully converted CFC based formulations to ozone friendly HFA Inhalers in compliance with the Montreal Protocol. Beximco Pharma is now the single largest producer of MDIs in Bangladesh, and the only company in Asia to contract manufacture GSK's Ventolin®, a widely used inhaler brand.

The capacity of MDI is being expanded in line with our expectation and growing demand from overseas markets. The MDI manufacturing units, designed and installed with the technical collaboration from Pamasol, have an annual production capacity of 20 million canisters with provision for future expansion.





Intravenous Fluid (IV) Unit

Our ISO 9001: 2000 certified Intravenous fluid (IV) unit, being among the most technologically advanced plants in the region, produces wide range of large volume parenterals (LVPs). This unit, designed and installed in collaboration with Pharmaplan of Germany, ensures the highest quality standard during manufacturing and extreme care is taken in every stages of operation in order to maintain stringent class conditions.

The whole production process provides absolute sterile manufacturing conditions which has been ensured by way of a series of fully automated manufacturing procedures including robotics and latest FFS (Form-Fill-Seal) bottle pack aseptic system. All these are performed under a class 100 clean room in a single working cycle, cautiously avoiding any environmental exposure or human contact during operation.

Injectables, Ophthalmics and Nebulizers (ION) Unit



ION unit was launched in 2009 with a total of 16 products which include 9 eye drops, 4 injectables and 3 respirator solutions. All our ION products have received very good response from the marketplace which have prompted us to take expansion program of the unit in its very first year.


 Australian Government
 Department of Health and Ageing
 Therapeutic Goods Administration

Brentley Milson
 Advantage Medical Products Consulting Pty Ltd
 3 Yarraba Place
 Currumbin Waters QLD 4223
 Sponsor Client ID: 51325

Application on behalf of: **Bechim Pharmaceuticals Australia Pty Ltd**
 PO BOX 338
 Currumbin Waters QLD 4223

GMP Clearance Application M3-6662888-CL-911185-11 Notification.

Please be advised that GMP Clearance is approved for the following manufacturer:

Bechim Pharmaceuticals Ltd
 Tongji - 1711 Goutpur
 Bangladesh
 Manufacturer Client ID: 48615

Manufacturing Type	Form	Drug Form	Product Category	Manufacturing Site
Medicine manufacture	Non sterile	Solid Unit Dosage Form - Tablets	Approved Therapeutic Good	Finished Product Manufacture
Medicine manufacture	Non sterile	Solid Unit Dosage Form - Hard Capsules	Approved Therapeutic Good	Finished Product Manufacture
Medicine manufacture	Non sterile	Solution, parenteral	Approved Therapeutic Good	Finished Product Manufacture
Medicine manufacture	Non sterile	Spray, parenteral	Approved Therapeutic Good	Finished Product Manufacture

This Clearance remains current until 10/06/2010 unless otherwise revised.*

You are advised to submit a new electronic GMP Clearance application with prior to the expiry date to avoid delays in the registration listing of new products on the Australian Register of Therapeutic Goods (ARTG). Expiry must be allowed products being removed from the ARTG.

This Clearance Letter should be used for future correspondence with TGA.

For further information please refer to the Therapeutic Goods Administration <http://www.tga.gov.au> or alternatively you may contact the office.

Address: PO Box 100 Woden ACT 2606, Australia, www.tga.gov.au
 Telephone: Murrumbidgee 02 6222 4943, Canberra 02 6222 4976, Change

Yours sincerely,

Hung Dang
 GMP Clearance Unit
 Manufacturers Assessment Branch
 Therapeutic Goods Administration
 10/06/2008

* Provided that reviews are conducted when scheduled by the Therapeutic Goods Administration.


MINISTÉRIO DA SAÚDE
 Agência Nacional de Vigilância Sanitária
 Gerência Geral de Inspeção e Controle de Insumos, Medicamentos e Produtos

CERTIFICADO DE BOAS PRÁTICAS DE FABRICAÇÃO
ÁREA FARMACÉUTICA

Número: 237/2009

Considerando o disposto na Lei nº 9.782, de 26 de janeiro de 1999, Decreto nº 3.029 de 16 de abril de 1999, e a Resolução - RE nº 2.601 de 29 de junho de 2009, publicada no Diário Oficial da União em 29 de junho de 2009, certifico que a empresa a seguir descrita, cumpre com a legislação sanitária vigente, quanto ao cumprimento das Boas Práticas de Fabricação exigidas pela autoridade sanitária brasileira, ao qual está em conformidade com as recomendações da Organização Mundial da Saúde estando suas instalações sujeitas a inspeções periódicas.

RAZÃO SOCIAL: Bechim Pharmaceuticals Ltd. ENDEREÇO: M3-1346 - Tongji - 1711, Goutpur. País: Bangladesh.
--

Certificado de Boas Práticas para a Linha de Produção / Fábrica Farmacéutica

Vigência até: 28/06/2010.
 Brasília, DF, 08/07/2009.


Marília Czeilo Cunha
 Gerente Geral de Inspeção e Controle de Insumos, Medicamentos e Produtos

sigla de Vigilância Sanitária do MS

EXECUTIVE BOARD OF THE
Health Ministers' Council
 FOR GCC STATES
Gulf Central Committee
 For Drug Registration


جهاز تنظيم الدواء الخليجي المركزي
 المجلس التنفيذي للصحة لدول مجلس التعاون لدول الخليج العربية
شهادة تسجيل شركة

GE.D.R.
شهادة تسجيل شركة

يعتمد المكتب التنفيذي لمجلس وزراء الصحة لدول مجلس التعاون لدول الخليج العربية بتسجيل
 وشركتها
 Bechim Pharmaceuticals Ltd.
 شركة
 العنوان للشركة: Tongji, Goutpur, Bangladesh.

رقم GRC: 27088 وتاريخ 28/10/2008 وذلك وفقاً لاجتماع اللجنة الخليجية
 المركزية للتسجيل الدوائي باجتماعها التاسع وتلكن والذي عقد في نسفة العربية السورية
 بتاريخ 26/10/2008 الموافق 14/29/10/09

المدير العام
 General Director

الختم الرسمي
 Official Seal

رئيس قسم التسجيل
 Head of Registration Department



P.O. Box 7977, Riyadh 11462, Phone: 00966-11-44211442, Fax: 00966-11-4421200, E-mail: gccc@gcc.gov.sa

Regulatory Approvals

Ethical products manufactured by Beximco Pharmaceuticals Ltd are being exported to a large number of countries and the number keeps rising. Our manufacturing facilities have been audited and approved by a number of global regulatory bodies which include:

- ANVISA (Brazil) (MDI)
- Therapeutic Goods Administration (TGA), Australia (OSD, MDI and Spray)
- Gulf Central Committee for Drug Registration (for GCC member states – Saudi Arabia, Kuwait, Bahrain, Oman, Qatar and UAE) (OSD & MDI)

Other Approvals

- Qualified by UNICEF (MDI & OSD)
- Qualified by Global GlaxoSmithKline (MDI)
- Qualified by Asthma Drug Facility (ADF), France (MDI)
- Qualified by Global F Hoff Mann La Roche (OSD)

* OSD: Oral Solid Dosage; MDI: Metered Dose Inhaler



Beximco Pharma's portfolio encompasses various therapeutic categories, including antibiotics, analgesics, respiratory, cardiovascular, central nervous system, dermatology, gastrointestinal, anti-diabetics etc.

Beximco Pharma currently produces 225 generics in 408 strengths and dosage forms. Many of its brands remain consistent leaders in their respective therapeutic categories.

In 2009, two of Beximco brands, Neceptin R and Napa, were on the national top five list. Seven of its brands achieved annual sales in excess of BDT 100 million each. With an ever increasing number of new products in the pipeline, the company is building a much stronger portfolio that will ensure future growth as well as provide access to newer treatments.

We continuously review, update and expand our product portfolio in order to ensure that people have access to newer generics, better treatment options at affordable cost.

In 2009 the company launched 26 new products in a total of 34 presentations which include 9 ophthalmic drops, 3 respirator solutions, 4 injectables, 1 HFA asthma inhaler (4 different strengths), 1 multivitamin, 4 cardiovascular drugs, 1 CNS (2 different strengths), 1 anti-diarrheal, 1 respiratory (2 different strengths), 1 antifungal. Two products were also relaunched in the year.



As we continue to grow, we ensure our consistent product quality and our longstanding commitment to providing better care for the patients. Beximco Pharma, with its well-established and balanced portfolio of more than 400 products, is able to respond to the wide range of needs of physicians, patients, and healthcare providers, both therapeutically and economically.



We strive to convert every possibility into a reality.
We continue to develop capabilities and build scale in order
to meet the challenges of the future.



Allergy, Cough & Cold



Beximco Pharma has a good number of drugs for treating different types of allergies and cough.

Bexidal (Mebhydroline) is the highest selling brand of its generic. Atrizin (Cetirizine) along with other growing brands like Axodin (Fexofenadine) and Momento (Desloratidine) are performing very well. Among the cough preparations, Mucosol (Ambroxol Hydrochloride), and Tripec (Guaifenesin, Pseudoephedrine and Triprolidine) are other popular brands in this category.

16
generics

24
presentations

Analgesic & Musculoskeletal



Beximco has been a market leader in analgesics for more than a decade, led by the strong performance of Napa which is the leading paracetamol brand and best-selling drug in the country in terms of volume. Napa is available in 12 different forms and strengths. Strong brand recognition, efficacy and affordability have helped achieve this leadership position.

Osteoarthritis, rheumatoid arthritis, muscle spasm, pain of musculoskeletal origin limit the activities of daily life of millions of patients. The wide range of products in the musculoskeletal category offers Ultrafen Plus (Diclofenac + Misoprostol), Ultrafen (Diclofenac), Zolfin (Aceclofenac), Xidolac (Ketorolac) and Relentus (Tizanidine) which are consistently performing well.

The company posted a healthy growth of 32% in this segment contributing upto 18% of the total sales turnover.

20
generics

52
presentations

Anti-infectives



Beximco is very strong in this category offering broader portfolio of antibiotics from Penicillin, Cephalosporin, Fluoroquinolone and Macrolide groups and key brands in these categories occupy leadership positions. Notable among them are- Neofloxin, which is the only clinically tested Ciprofloxacin brand in the country, Arixon (Ceftriaxone), Azithrocin (Azithromycin), Turbocef (Cefuroxime) and Triocim (Cefixime). The company also has a good product portfolio of antiamebic like Filmet (Metronidazole), antifungal like Omastin (Fluconazole) and antiparasite like Ivera (Ivermectin).

Beximco Pharma is the pioneer in Bangladesh to launch Oseflu (Oseltamivir), an antiviral drug for treating Avian and H1N1 flu.

32
generics

79
presentations

Cardiovascular



Heart disease and stroke remain major causes of death in Bangladesh. The segment performed excellent with a growth of 34%, driven by strong performance of its cholesterol lowering drug Atova (Atorvastatin) which still remains the drug of choice and is widely prescribed by physicians. Amdocal (Amlodipine besylate), Amdocal Plus (Amdocal besylate + Atenolol) and Prosan (Losartan) are also performing very well. Our brand of Nitroglycerine aerosol spray, Nitrosol is getting increasing response from the doctors. Odrel (Clopidogrel) and Odrel Plus (Clopidogrel + Aspirin) are also performing well taking significant prescription share.

24
generics

37
presentations

Central Nervous System



Nervous system disorders have become a major health concern worldwide, and the incidence of CNS disorders is rising steadily. Beximco Pharma offers a good number of CNS products to treat these disorders. CNS is among the fastest growing segments for the company registering excellent 35% growth. Frenxit (Flupentixol + Melitracen) is the highest selling CNS brand in Bangladesh. Among other brands, Onsat (Ondansetron) and Xetril (Clonazepam) are also doing well in this segment.

22
generics

31
presentations

We are committed to providing better access to quality medicines which are affordable because we know good health is priceless.



Dermatological



Beximco Pharma's range of products in the skin care category offers easy and convenient solution to a wide range of skin diseases like fungal and bacterial infections, eczema, atopic dermatitis, other inflammatory skin diseases requiring corticosteroid therapy, acne, psoriasis etc.

Omastin Duo (Fluconazole Capsule and Clotrimazole Cream) and Neosten VT (Clotrimazole) are widely used antifungal brands. Exovate N (Neomycin, Nystatin and Clobetasol Propionate) is enjoying a good prescription share as multiple action topical agents. Burnsil (Silver Sulphadiazine) and Cosmotrin (Tretinoin) are widely used for treating burns and acne respectively.

20
generics

26
presentations

Endocrine & Metabolic disorders



Bangladesh has one of the largest diabetic populations in the world. Beximco Pharma offers a wide range of drugs for effective treatment of type II diabetes.

Diapro (Gliclazide) is the brand of choice from the sulfonyl urea group available in Bangladesh. Other products in this category include Informet (Metformin), Diaryl (Glimepiride) and Diaglit (Pioglitazone).

10
generics

16
presentations

Gastrointestinal



The company has one of the strongest product lines for treating gastrointestinal disorders and remains a leader in this therapeutic class.

Neoceptin R (Ranitidine), which is a H₂ blocker used in the treatment of ulcer, GERD, and other hyperacidity disorders, is one of the top selling brands in Bangladesh. In the segment of Proton Pump Inhibitors (PPIs), Pantobex (Pantoprazole), Proceptin (Omeprazole) and Opton (Esomeprazole) are doing well and driving this subcategory. Antacid Max (Aluminium Hydroxide, Magnesium Hydroxide and Simethicone), Deflux (Domperidone) and Rostil (Mebeverine) have also achieved healthy growth.

22
generics

38
presentations

Respiratory



Respiratory represents another key segment for the company. Beximco Pharma is the largest manufacturer of Metered Dose Inhalers (MDIs) in Bangladesh using the most advanced technology. It has a wide range of inhalers - 'Reliever', 'Preventer' and 'Controller'- for the treatment of asthma and COPD, a subclass that dominates Respiratory category. The company is pioneer in CFC free medical inhalers, and the segment with its MDI range of formulations registered a strong 35% growth in 2009.

Azmasol (Salbutamol) is the leading inhaler brand in Bangladesh. Bexitrol F (Salmeterol Xinafoate + Fluticasone Propionate), Decomit (Beclomethasone) and Iprasol (Salbutamol + Ipratropium Bromide) inhalers are widely prescribed and trusted by millions of patients suffering from asthma and COPD.

13
generics

35
presentations

Vitamins & Minerals



Beximco Pharma has been the leader in multivitamin-mineral market since a long period of time offering a range of high quality products.

Bextram Gold is one of the major brands in this segment which offers a combination of 32 vitamins and minerals. Other major brands include Bextram kidz, Momvit, Aristocal D, Aristovit B, and Bextram Silver. We have been doing exceptionally well after relaunching of Neurocare (B₁, B₆ & B₁₂) for the treatment of diabetic neuropathy.

The company is enjoying a healthy growth in the segment.

31
presentations


Our focus remains on leveraging our existing capabilities to develop value added differentiated products in order to enhance company's position.



Company's robust performance in key therapeutic segments clearly demonstrates that it has consistently maintained high brand loyalty for its key products, particularly in the fast growing segments of chronic and lifestyle diseases.



Our People





We believe, our dedicated and highly skilled people—their collective resolve to excel—have always guided us towards newer achievements and set a course for the bright future. Again, being in the knowledge driven industry like pharma, human capital plays the most important role in its success. We constantly seek to attract and retain the best talent in the industry and always take initiatives to ensure that our people are enabled and motivated, and provided them with an environment that instills pride, fosters growth and encourages innovation. The company currently employs more than 2,500 professionals which include doctors, pharmacists, chemists, microbiologists, engineers and MBAs, among others. Our ability to transform ourselves is driven by a strong emphasis on employee empowerment at every level.



We regularly invest in the training and development of our employees, and in the year several training programs were arranged at home and abroad. As a part of our global expansion strategy, we have given high priority on Regulatory Affairs and R&D. In the year we have restructured our Regulatory Affairs and R&D and appointed people with substantial international experience who will be able to lead our teams to achieve excellence in those areas. Through our HR initiatives, we are continuously working to create a world class environment where goals and aspirations of the employees are intertwined with company's success.





Annual Sales Conference 2009

Our people remain the key to our success. Our commitment to providing better and healthier life for all inspires our people to innovate, achieve excellence and set new standards.

The unwavering commitment of our people—their energy and enthusiasm—remain the driving force that leads us towards achieving newer milestones.



R&D



For an aspiring generic drug company like Beximco Pharma, R&D plays a crucial part to transform it into a truly international one. In formulation R&D, our product development team continues its strong research orientation in generic formulation development, matching the innovator brands. We have already shown our capability with successful development of difficult-to-make formulations like multi-layer tablet, sustained release formulation, dispersible tablet, chewable vitamins, CFC-free inhalers etc. Beximco Pharma, being the first local company to produce anti-retroviral drugs as well as the first company to proactively launched CFC free MDI formulations, always tries to enrich the portfolio with broader delivery systems. In the year 2009 there was a series of positive developments in this area- we have further expanded our dosage delivery portfolio with eye drops, injectables and nebulizer solutions. Our team provided a robust product flow with 34 new products in the year. A new, state-of-the-art lab is being set up to facilitate the development of innovative and difficult products and processes in line with its R&D strategy. The company is currently pursuing international collaboration for strengthening its R&D capability.





Global Footprint

Beximco Pharma has a global footprint in 40 countries across 4 continents. Our position in many Asian and African countries are stronger than ever. Although currently we are operating mostly in less regulated markets, we are increasingly focussed on regulated markets of USA and EU for value added generics. In 2009, our export turnover crossed \$4 million registering a growth of 59% over 2008. Although our export sales contribute little to the total turnover of the company, the growth rate shows we are going in the right direction. During the year we registered 51 products in twelve countries, and became the first Bangladeshi company to export inhaler products to Malaysia. The company received increasing response from Central America and Africa and we have strengthened our distribution and marketing efforts in those regions. Our products are widely prescribed by physicians with trust and confidence and are being supplied to renowned hospitals and institutions in many countries which include Raffles Hospital, Healthway Medical Group and K K Women & Children Hospital in Singapore, Asthma Drug Facility (ADF) of France, CENABLAST in Chile, and MEDS and Kenyatta National Hospital in Kenya.

The company has a clear strategy to capitalize on the generic drug opportunities in overseas markets – both existing as well as newer and developed markets. To realize the export potential in global generics, particularly the value-added generics in the regulated markets, the company has given top priority in developing international markets and it continues to pursue approvals from global drug regulatory authorities. Regulatory approval from ANVISA (Brazil) during the year makes ways for the company to enter the attractive and emerging markets of Latin America.

The company entered several new markets in the year and currently it has global footprint in 40 countries. It has taken aggressive plans to capitalize on the global generic drug opportunities with increasing focus on regulated markets of EU, USA and Australia.

In 2009

51 products registered in **12** countries

Export turnover grew **59%** over 2008

Product Registration Worldwide

Australia 1	Asia 322	Africa 75	Middle East 22	Central & Latin America 11
-------------	----------	-----------	----------------	----------------------------

Our growing presence in overseas markets, combined with our reputation as a world class manufacturer, drives us to aspire to even greater heights.





Our Global Footprint

Asia

Singapore
 Hong Kong
 Myanmar
 Cambodia
 Nepal
 Sri Lanka
 Pakistan
 Philippine
 Bhutan
 Iran
 South Korea
 Taiwan
 Thailand
 Vietnam
 Macau
 Malaysia

Africa

Kenya
 Ghana
 Somalia
 Botswana
 Mozambique
 Nigeria
 Benin
 Sudan

Middle East

Yemen
 Jordan

Australia

Eastern Europe

Georgia
 Russia
 Ukraine

Latin & Central America

Chile
 Belize
 Guatemala
 El Salvador
 Nicaragua

Pacific Island

Fiji
 Papua New Guinea
 Solomon Island
 Kiribati
 Tonga

Corporate Social Responsibility



CSR initiatives are an integral part of our strategic commitment, and we are always guided by strong ethical values to operate responsibly within broader social and economic context. Responding to the evolving needs of the society, and making a meaningful impact on the quality of their lives are central to Beximco Pharma's CSR philosophy. Each year we donate a large amount of medicines to the underserved and the victims of natural calamities. Since 2003, we have continued supplying our ARV drugs at cost price to local NGOs Ashar Alo and CAP for treating AIDS patients in Bangladesh.

The company continued its awareness campaign in the form of rally, poster presentation, and seminar to observe World Hypertension day, Asthma Day, Diabetes Day, AIDS Day etc. The company also sponsored a good number of scientific seminars for various associations and societies of medical disciplines, notable among them are 6th International Scientific Conference for Bangladesh Association of Urological Surgeons, 2nd International Conference for Association of Pediatric Surgeons (APSB), 22nd National Scientific Conference for Orthopedic Society, and 11th International Surgical Congress for the Society of Neurologists.

Beximco Pharma, in collaboration with United Nations Environment Program (UNEP), United Nations Development Programme (UNDP), Ozone Cell, Ministry of Environment, and Bangladesh Lung Foundation, organized the inauguration of National CFC Phase-out campaign in Bangladesh with launching of CFC-free MDIs under the title "A New Lease of Life for Asthma Patients". The high profile event was attended by international experts and the occasion was graced by the presence of honorable President of Bangladesh, Mohammed Zillur Rahman.

Through the FRF foundation, Beximco has been engaged in philanthropic activities for the last 12 years, providing medical consultation and diagnostic support both for its employees and general people at a nominal cost. The company also offers scholarships to meritorious children of its employees.

Our internship program for the graduate students from various academic disciplines to promote professional development and career building continued in the year and a total of 116 individuals took internship and in-plant training in Beximco Pharma.



Environmental Compliance

We take great care in preserving the environment and our initiatives are directed towards practically minimizing emissions and wastes from our manufacturing operations. We are committed to managing the waste in a responsible manner adhering to norms stipulated by the regulatory authorities and that is reflected in our investments in effluent treatment plant along with working practices.

The company encourages the use of recycled consumables and energy efficient equipment and technology, and promotes its green initiatives through adequate plantation around manufacturing units. From the awareness of ensuring consumer safety as well as reducing the environmental burden, we have employed glass bottles for many of our products instead of going into PET. We are among the few in the region who have consciously and proactively worked at reducing carbon footprint by converting CFC based inhaler products to ozone benign HFA formulations.

The company is committed to providing a safe working environment for all its employees, and our SHE (Safety, Health and Environment) program is based on a framework of consistent standards.

Strong Partner Relationships

Beximco Pharma has a long and successful track record of partnerships and alliances with research based multinational companies. These partnerships, leveraging our strengths, contribute significantly to the success of our strategy and ensure sustainable growth of the company. The company always looks forward to long and mutually beneficial partnerships, with companies and research organizations, creating synergies for sustained growth.

Company's Sales and Marketing teams play a crucial role in building customer loyalty while gaining valuable market insight that helps formulate our strategy to promote the Beximco brand. The company has successfully built a strong brand value within the medical community and its medicines are trusted by physicians and patients in the domestic as well as overseas markets. The company seeks to strengthen its relationship with all the major stakeholders within the healthcare value chain, and it clearly differentiates from others by providing value added, academic services to the medical community in the form of clinical meeting, seminars, symposia and scientific publications. We have maintained our constant communication with the medical community to make sure that each and every feedback and request for academic service from them is attended with great care and professionalism.



Contract Manufacturing

As rising cost of healthcare and medicines has become a global concern, multinational companies continue to look for suitable partners in developing countries, particularly from Asia, for shifting or outsourcing their production. Leading global financial firms like JP Morgan, Goldman Sachs, and Citigroup have highlighted the enormous potential of Bangladesh, labeling it as the next Asian success story. The country has a vibrant and well developed pharma industry. Beximco Pharma offers significant cost advantage as a manufacturer, as the average wage in Bangladesh is among the lowest in the world.

Our partners can benefit themselves with competitive advantages like availability of highly skilled manpower at a very low cost, low energy cost, policy support from government, investor friendly environment etc. The company has a sound track record of working with global MNCs and it has always adhered to high ethical and professional standards. The company has made significant investment in building capabilities, and with its manufacturing platform benchmarked to global standards, Beximco Pharma is ideally positioned to meet the contract manufacturing needs of potential clients.



Post Balance Sheet Highlights

- As a part of its CSR activities, donated medicines worth Tk. 10 million in support of nationwide free treatment for the underprivileged.
- Sponsored major international events like SA Games and SAF football to promote sports in the country, besides being sponsors of the national cricket league.
- MDI capacity is being increased to produce 20 million units per year.
- Entered 3 new countries.
- Launched 3 new HFA based MDI products.
- The company was awarded Superbrands for the year 2010-11.
- Became associated with Dun and Bradstreet Rating Agency Bangladesh Limited, a subsidiary of D&B, world's leading source of commercial information and insight on businesses.
- Launched 16 new products in Q1, 2010.

BEXIMCO PHARMACEUTICALS LIMITED

17, Dhanmondi R/A, Road No. 2, Dhaka-1205

Notice of the Thirty-Fourth Annual General Meeting

Notice is hereby given that the Thirty-fourth Annual General Meeting of the Shareholders of Beximco Pharmaceuticals Limited will be held on Tuesday, the 15th June, 2010 at 10.00 a.m. at Beximco Industrial Park, Sarabo, Kashimpur, Gazipur to transact the following business:

AGENDA

1. To receive, consider and adopt the Audited Financial Statements of the Company for the year ended 31st December, 2009 together with reports of the Auditors and the Directors thereon.
2. To elect Directors.
3. To declare 15% Stock Dividend.
4. To appoint Auditors for the year 2010 and to fix their remuneration.
5. To transact any other business of the Company with the permission of the Chair.

By order of the Board,



(MD. ASAD ULLAH, FCS)

Executive Director & Company Secretary

Dated: 10th May, 2010

NOTES :

- The Record Date shall be on 19th May, 2010. The Shareholders whose names will appear in the Share Register of the Company or in the Depository Register on that date will be entitled to attend at the Annual General Meeting and to receive the dividend.
- A member entitled to attend and vote at the General Meeting may appoint a Proxy to attend and vote in his/her stead. The Proxy Form, duly stamped, must be deposited at the Registered Office of the Company not later than 48 hours before the time fixed for the meeting.
- Admission to the meeting room will be strictly on production of the attendance slip sent with the Notice as well as verification of signature of Member(s) and/or proxy-holder(s).
- No gift or benefit in cash or kind shall be paid to the holders of equity securities in terms of Clause (c) of the Notification No.SEC/SRMI/2000-953/1950 dated 24 October 2000 for attending the AGM of the Company.

Financial Highlights

Net Sales Revenue

Now

(At the end of 2009)

Tk. 4,868.2 million


UP

21.4%

Then

(At the end of 2008)

Tk. 4,010.1 million




Export Sales

Tk. 272.1 million

UP

59.5%

Tk. 170.6 million



Net Profit Before Tax

Now

(At the end of 2009)

Tk. 867.5 million


UP

21.4%

Then

(At the end of 2008)

Tk. 714.1 million



EPS


Tk. 4.13

UP

14.4%

Tk. 3.61





Chairman's Statement

Dear Shareholders,

It is indeed my pleasure to report another year of continued success of Beximco Pharmaceuticals Limited. I am pleased to inform that during the year we progressed towards successful accomplishment of our strategic goals to grow the company and strengthen shareholders' value. We recorded impressive growth in our sales, profit and earning per share (EPS), achieved targeted progress in implementation of our projects and more importantly made remarkable progress to extend our horizon in line with our vision to make Beximco Pharma a global pharmaceutical company.

Operating Results

During the year, the company registered an impressive 21.4% sales growth to reach at Tk. 4,868.25 million as compared to Tk. 4,010.17 million in 2008, outperforming the industry growth of 16.8% (IMS 4th Quarter 2009). Despite global economic slowdown we achieved export sales of Tk. 272.13 million in 2009 as against Tk. 170.60 million of 2008- representing a commendable 59.5% growth. This is in line with our continued effort to secure significant growth in export.

Along with sales, the company succeeded to maintain its growth in profit as well. The pre-tax profit increased by 21.47% to Tk. 867.47 million from Tk. 714.12 million in the previous year. EPS also increased to Tk. 4.13 from Tk. 3.61, a 14.4% increase on comparable basis.

New Products

Consistent to our committed efforts to cater to the healthcare needs of our people we introduced 26 new products in 34 presentations of different therapeutic categories. On successful completion of our Small Volume Parenterals (SVP), Ophthalmic and Nebulizer Solution project we have diversified our product portfolio into Eye Drops, Injectables and Respirator Solutions with a very encouraging response from the market place.

Regulatory Approvals and Overseas Market Registration

In 2009, 51 products were registered in 12 different countries including one in Australia. Malaysia was added to the current list of our export destinations. Besides, Beximco Pharma became the first and only

company in Bangladesh to receive regulatory approval from ANVISA (Brazil) for its world class metered dose inhaler facility. All these demonstrate our efforts to strengthen our presence in overseas markets.

Issuance of Preference Shares

In the year under review, you gave us your valuable mandate to raise additional fund to finance expansion and diversification projects for sustained growth of the company. I am pleased to inform that we successfully raised Tk. 4,100 million through issuance of 41 million fully convertible, six month, 5% dividend preference shares.

Expansion Projects

A number of projects are in progress for balancing, modernization, replacement and expansion (BMRE) to support current and potential growth of business. In my last report I mentioned that remaining three lines of our newly built oral solid dosage facility would be completed to realize our export potential. The machinery and equipment of these lines are now at site and commissioning is underway. The machinery and equipment for expansion of our HFA-based world class metered dose inhaler (MDI) facility has also arrived at site. Commissioning of HVAC is in progress. We expect to complete the project by end of third quarter 2010. Owing to growing demand we undertook expansion of ophthalmic project. We have already established letter of credit for the machinery and equipment while the necessary civil work is in progress. Procurement of a 2 MW generator for meeting the increasing power requirements, is in process. Besides, construction of 55,000 square feet warehouse is nearing completion. Work for all other projects also progressed as per schedule.

Looking Ahead

In the end, I would like to re-assure you that our effort to add values to the business and thus to the shareholders' wealth will continue relentlessly in the coming days. As in the past, retaining and expanding

the domestic market share will continue to be the main focus of our marketing strategy. Alongside with growing in the domestic market, Beximco Pharma will aggressively pursue its strategy to secure significant growth in export sales. Our achievements so far have paved the way in this direction.


Before I conclude, I would like to place on record my sincere appreciation to all Beximco Pharma employees for their commitment, professionalism and hard work. Without their hard work and dedication Beximco Pharma would not have been able to achieve today's position. At the same time I take this opportunity to express my sincere thanks and gratitude to all our customers, bankers, financial institutions, suppliers, healthcare professionals, government agencies, regulatory bodies and everyone the company has interacted with in conducting its business.

Above all I would like to convey our heartfelt appreciation to you, our valued shareholders, for the confidence shown and the invaluable support that you have extended to us.

I thank you all for your continued support.



A S F Rahman
Chairman



চেয়ারম্যানের প্রতিবেদন

প্রিয় শেয়ারহোল্ডারবৃন্দ,

বেক্সিমকো ফার্মাসিউটিক্যালস লিমিটেড-এর আরো একটি সাফল্যময় বছরের প্রতিবেদন উপস্থাপন করতে পেরে আমি অত্যন্ত আনন্দিত। আমি আপনাদের আনন্দের সঙ্গে জানাতে চাই কোম্পানির কৌশলগত লক্ষ্যার্জন এবং শেয়ারহোল্ডারদের পরিসম্পদ বৃদ্ধিতে আলোচ্য বছরে বেক্সিমকো ফার্মা গৌরবোজ্জ্বল সাফল্য অর্জন করেছে। নীট বিক্রয়, মুনাফা, শেয়ার প্রতি আয় - সব ক্ষেত্রে আশানুরূপ উন্নয়নের পাশাপাশি পূর্বনির্ধারিত সময়ে প্রকল্পসমূহের বাস্তবায়ন এবং বেক্সিমকো ফার্মার ব্যবসায়িক কার্যক্রম বিশ্বব্যাপী প্রসারের ক্ষেত্রেও উল্লেখযোগ্য অগ্রগতি অর্জিত হয়েছে।

ব্যবসায়িক সাফল্য

পূর্ববর্তী বৎসরের ৪,০১০.১৭ মিলিয়ন টাকা বিক্রয়ের তুলনায় আলোচ্য বৎসরে বেক্সিমকো ফার্মা ৪,৮৬৮.২৫ মিলিয়ন টাকা বিক্রয়ের মধ্য দিয়ে ২১.৪ শতাংশ বিক্রয় প্রবৃদ্ধি অর্জনে সক্ষম হয়েছে। প্রবৃদ্ধির এ হার ২০০৯ সালের বাংলাদেশের ঔষধ শিল্প খাতে সার্বিক প্রবৃদ্ধির হার (IMS ৪র্থ কোয়ার্টার ২০০৯ -এর তথ্যানুযায়ী) ১৬.৮ শতাংশ অপেক্ষা উল্লেখযোগ্য পরিমাণ বেশী। বিশ্ব অর্থনীতির মন্দা সত্ত্বেও আমরা ৫৯.৫ শতাংশের প্রশংসনীয় প্রবৃদ্ধি অর্জনের মাধ্যমে ২০০৮ সালের ১৭০.৬০ মিলিয়ন টাকার তুলনায় ২০০৯ সালে ২৭২.১৩ মিলিয়ন টাকা রপ্তানি করতে পেরেছি, যা আমাদের রপ্তানি বাণিজ্যের উল্লেখযোগ্য অগ্রগতির পরিচায়ক। ক্রমবর্ধমান বিক্রয় সাফল্যের পাশাপাশি কোম্পানী মুনাফার্জনের ধারাও অব্যাহত রেখেছে। এ বছর কোম্পানীর কর পূর্ব মুনাফা দাঁড়িয়েছে ৮৬৭.৪৭ মিলিয়ন টাকা, যা পূর্ববর্তী বছরের ৭১৪.১২ মিলিয়ন টাকা অপেক্ষা ২১.৪৭ শতাংশ বেশী। শেয়ার

প্রতি আয় (EPS) ৩.৬১ টাকা হতে ১৪.৪ শতাংশ বেড়ে ৪.১৩ টাকায় উন্নীত হয়েছে।

নতুন পণ্য

দেশের স্বাস্থ্যসেবা খাতের উন্নয়নে আমাদের প্রতিশ্রুত ভূমিকা অব্যাহত রাখতে এ বছর আমরা ভিন্ন ভিন্ন থেরাপিউটিক শ্রেণীভুক্ত ৩৪টি Dosage form ও মাত্রার ২৬টি নতুন পণ্য আমাদের পণ্য সম্ভার সংযুক্ত করেছি। Small Volume Parenterals (SVP), Ophthalmic এবং Nebulizer Solution প্রকল্পের কাজ শেষ হওয়ায় আমরা Eye Drops, Injectables ও Respirator Solutions পণ্যের অর্ন্তভুক্তির মাধ্যমে চলমান পণ্য সম্ভারকে আরও বিস্তৃত করেছি। ইতিমধ্যে এসব পণ্য উৎসাহব্যঞ্জক গ্রহণযোগ্যতা অর্জন করেছে যা ভবিষ্যতে কোম্পানীর বিক্রয় প্রবৃদ্ধিতে যথেষ্ট ভূমিকা রাখবে বলে আমরা আশা রাখি।

আন্তর্জাতিক সংস্থা সমূহের অনুমোদন ও পণ্য নিবন্ধন

২০০৯ সালে ১২টি দেশে আমাদের ৫১টি পণ্য নিবন্ধিত হয়েছে যার মধ্যে অস্ট্রেলিয়ায় নিবন্ধিত ১টি পণ্য অর্ন্তভুক্ত রয়েছে। বর্তমান বৈদেশিক রপ্তানি বাজারের তালিকায় মালয়েশিয়া নতুনভাবে অর্ন্তভুক্ত হয়েছে। এছাড়াও বেক্সিমকো ফার্মা বাংলাদেশের প্রথম ও একমাত্র কোম্পানী যা বিশ্বমানের Metered Dose Inhaler (MDI) Facility-র জন্য ANVISA (Brazil) -এর অনুমোদন লাভের গৌরবদীপ্ত সাফল্য অর্জন করেছে।

প্রিফারেন্স শেয়ার ইস্যু

আলোচ্য বছরে কোম্পানীর সম্প্রসারণ ও বহুমুখীকরণ প্রকল্প বাস্তবায়নের ধারা অব্যাহত রাখতে অতিরিক্ত অর্থায়নের উদ্দেশ্যে চার কোটি দশ লক্ষ **fully convertible**, ৬ মাস মেয়াদী, ৫% লভ্যাংশযুক্ত প্রিফারেন্স শেয়ার ইস্যুর মাধ্যমে ৪,১০০ মিলিয়ন টাকা সংগৃহীত হয়েছে। কোম্পানীর অর্থায়ন পরিকল্পনায় আপনাদের সদয় অনুমোদনের জন্য আমি আপনাদের আন্তরিক ধন্যবাদ জানাচ্ছি।

সম্প্রসারণ প্রকল্প

কোম্পানীর বর্তমান ও প্রত্যাশিত ধারাবাহিক সমৃদ্ধি অব্যাহত রাখার অভিপ্রায়ে গৃহীত বেশ কিছু BMRE (Balancing, Modernization, Replacement and Expansion) প্রকল্প বাস্তবায়নধীন আছে। আমি আমার বিগত প্রতিবেদনে জানিয়েছিলাম, রগুনি বাণিজ্যে কাঙ্ক্ষিত লক্ষ্যার্জনের জন্য আমাদের নতুন স্থাপিত Oral Solid Dosage (OSD) প্রকল্পের অবশিষ্ট ৩টি লাইনের কাজ শেষ করা অত্যন্ত জরুরী। আমি আপনাদের আনন্দের সঙ্গে জানাচ্ছি যে, এই তিনটি লাইন সম্পন্ন করার জন্য আমদানিকৃত মেশিনারিজ ও যন্ত্রাংশ ইতিমধ্যে কারখানায় এসে পৌঁছেছে এবং এই সকল মেশিনারিজ ও যন্ত্রাংশ স্থাপন ও কমিশনিং - এর কার্যক্রম দ্রুত এগিয়ে চলছে। HFA নির্ভর বিশ্বমানের Metered Dose Inhaler (MDI) সম্প্রসারণ প্রকল্পের মেশিনারিজ ও যন্ত্রাংশ সমূহ ইতিমধ্যে কারখানায় এসে পৌঁছেছে। প্রকল্পের HVAC যন্ত্রপাতি প্রতিস্থাপন চলছে, যা সম্পন্ন হলে প্রোডাকশন মেশিনারিজ স্থাপনের কাজ শুরু হবে। আমরা আশা করছি ২০১০ সালের তৃতীয় কোয়ার্টার এর মধ্যেই এই প্রকল্পের কাজ শেষ হবে। ক্রমবর্ধিত বাজার চাহিদার প্রেক্ষিতে আমরা আমাদের Ophthalmic প্রকল্পের সম্প্রসারণের কাজ হাতে নিয়েছি। এর জন্য মেশিনারিজ ও যন্ত্রাংশ আমদানির এল.সি. খোলা হয়েছে এবং অন্যান্য উন্নয়ন কাজ যথারীতি এগিয়ে চলছে। Power Plant এর উৎপাদন ক্ষমতা বাড়ানোর জন্য ২ মেগাওয়াট ক্ষমতাসম্পন্ন জেনারেটর সংগ্রহের কাজও প্রক্রিয়াধীন আছে। এছাড়া ৫৫,০০০ বর্গফুট Warehouse -এর কাজও শেষ পর্যায়ে আছে। অন্যান্য সব প্রকল্পের কাজ পূর্বপরিকল্পনানুযায়ী এগিয়ে চলছে।

ভবিষ্যত পরিকল্পনা

পরিশেষে আমি আপনাদের আশ্বস্ত করতে চাই, ব্যবসায়িক উন্নয়ন ও শেয়ারহোল্ডারদের পরিসম্পদ বৃদ্ধিতে আমাদের সর্বাঙ্গিক প্রচেষ্টা ভবিষ্যতেও অব্যাহত থাকবে। বিগত সময়ের মতো এবারও

আমাদের বিপণন কৌশলে দেশীয় বাজারে অবস্থান সুসংহত এবং বর্ধিত করার দিকটি অগ্রাধিকার পাবে। দেশীয় বাজারে সুদৃঢ় অবস্থানের পাশাপাশি আন্তর্জাতিক বাজারে উল্লেখযোগ্য প্রবৃদ্ধি অর্জনেও আমরা সচেষ্ট থাকব। আমাদের সাফল্য ও লক্ষ্যার্জন এই ধারাবাহিক প্রচেষ্টার সুদূরপ্রসারী ফলাফলকে প্রতিফলিত করছে।

শেষ করার আগে আমি আমাদের প্রত্যয়ী, পেশাদারী ও কর্মঠ কর্মীবাহিনীর প্রতি অশেষ ধন্যবাদ জানাতে চাই। তাঁদের পরিশ্রম ও আন্তরিকতার জন্য বেক্সিমকো ফার্মা আজকের এই অবস্থানে আসতে পেরেছে। কোম্পানীর অগ্রগতির অন্যতম সহযোগী হিসেবে আমি আমাদের ভোক্তা, ব্যাংকার, আর্থিক প্রতিষ্ঠান, সরবরাহকারী, স্বাস্থ্যসেবা সংশ্লিষ্ট ব্যক্তিবর্গ, বিভিন্ন সরকারী প্রতিষ্ঠান ও নিয়ন্ত্রক সংস্থাসমূহ সহ সংশ্লিষ্ট সবাইকে ধন্যবাদ জানাচ্ছি।

সর্বোপরি আমাদের প্রতি অবিচল বিশ্বাস ও সমর্থনের জন্য আমি আমাদের সম্মানিত শেয়ারহোল্ডারদেরকে আন্তরিক অভিনন্দন জানাচ্ছি।

আপনাদের অব্যাহত সহযোগিতার জন্য ধন্যবাদ।

X. S. P. Saluda.

এ এস এফ রহমান
চেয়ারম্যান

Report of the Directors to the Shareholders

For the year ended 31 December 2009

The Directors are pleased to present their report to the shareholders together with the audited accounts of the Company for the year ended 31st December, 2009 along with Auditors' Report thereon.

Financial Results and Profit Appropriations

Taka in Thousand

	2009	2008
Net Profit After Tax	624,740	545,341
Adjustment for depreciation on revalued assets	30,535	-
Profit brought forward from previous year	3,627,238	3,017,415
Profit Available for Appropriation	4,282,513	3,562,756
Recommended for Appropriations:	(273,661)	64,482
Proposed dividend	(273,661)	(377,873)
Tax holiday reserve no longer required	-	442,355
Un-appropriated Profit Carried Forward	4,008,852	3,627,238

Dividend

The Board of Directors has recommended 15% stock dividend for approval of the shareholders for the year ended 31 December, 2009.

Directors

Barrister Faheemul Huq, Director, resigned with effect from July 12, 2009.

Mr. Iqbal Ahmed and Mr. O. K. Chowdhury (Nominees of Beximco Holdings Ltd.), Directors of the company retire by rotation as per Articles 126 and 127 of the Articles of Association of the Company and being eligible offer themselves for re-election.

Mr. M. A. Qasem (Nominee of Bangladesh Export Import Company Ltd.), Director of the Company also retires by rotation as per Articles 126 and 127 of the Articles of Association of the Company and being eligible offers himself for re-election.

Board Audit Committee

The Company's audit committee met thrice in 2009, to consider its Annual Financial Statements for the year ended 31 December 2008, Half-Yearly Report for the half-year to 30 June 2009 and Quarterly Report for the period ended 30th September 2009. The Committee comprises Mr. M A Qasem as Chairman and Dr. Abdul Alim Khan and Advocate Ahsanul Karim as Members.

Auditors

The existing Auditors, M. J. Abedin & Co., Chartered Accountants, National Plaza, 109, Bir Uttam C. R. Datta Road, Dhaka-1205 who were appointed as Auditors of the Company in the Thirty-third Annual General Meeting of the Company has carried out the audit for the year ended 31 December 2009.

M. J. Abedin & Co., Chartered Accountants, National Plaza, 109, Bir Uttam C. R. Datta Road, Dhaka-1205, the Auditors of the Company retire at this meeting and have expressed their willingness to continue in office for the year 2010.

Board Meetings and Attendance

During the year 20 (Twenty) Board Meetings were held. The attendance record of the Directors is as follows:

Name of Directors	Meetings attended
Mr. A S F Rahman	18
Mr. Salman F Rahman	19
Mr. Nazmul Hassan	16
Mr. Iqbal Ahmed	14
Mr. M. A. Qasem	20
Mr. O. K. Chowdhury	20
Dr. Abdul Alim Khan	19
Mr. A. B. Siddiqur Rahman	19
Dr. Farida Huq	10
Advocate Ahsanul Karim	18

Statement of Directors on Financial Reports

- a) The financial statements together with the notes thereon have been drawn up in conformity with the Companies Act, 1994 and Securities and Exchange Rules, 1987. These statements present fairly the Company's state of affairs, the result of its operations, cash flow and changes in equity.
- b) Proper books of accounts of the Company have been maintained.
- c) Appropriate accounting policies have been consistently applied in preparation of the financial statements except those referred to in the financial statements and that the accounting estimates are based on reasonable and prudent judgment.
- d) The International Accounting Standards, as applicable in Bangladesh, have been followed in preparation of the financial statements.
- e) Internal Control System is sound in design and has been effectively implemented and monitored.
- f) There is no significant doubts about the ability of the Company to continue as a going concern.

The pattern of shareholding

Name-wise details	Number of Shares held
(i) Parent/Subsidiary/Associate companies and other related parties :	
Beximco Holdings Ltd.	9,797,453
Bangladesh Export Import Company Ltd.	1,756,826
(ii) Directors, Chief Executive Officer, Company Secretary, Chief Financial Officer, Head of Internal Audit and their spouses and minor children :	
Mr. A S F Rahman, Chairman	2,400,346
Mr. Salman F Rahman, Vice Chairman	1,756,844
Dr. Abdul Alim Khan, Director	763,306
Dr. Farida Huq, Director	4,516
Mr. Nazmul Hassan, Managing Director	5,576
Chief Financial Officer, Company Secretary	
And Head of Internal Audit, spouse and minor children	Nil
(iii) Executives	Nil
(iv) Shareholders holding ten percent (10%) or more voting interest in the company	
The Bank of New York (International Nominees)	40,911,188

Key Operating and Financial Data

The summarized key operating and financial data of five years is annexed.

Corporate Governance Compliance Report

In accordance with the requirement of the Securities and Exchange Commission, "Corporate Governance Compliance Report" is annexed.

Thank you all.

On behalf of the Board



A S F RAHMAN

Chairman

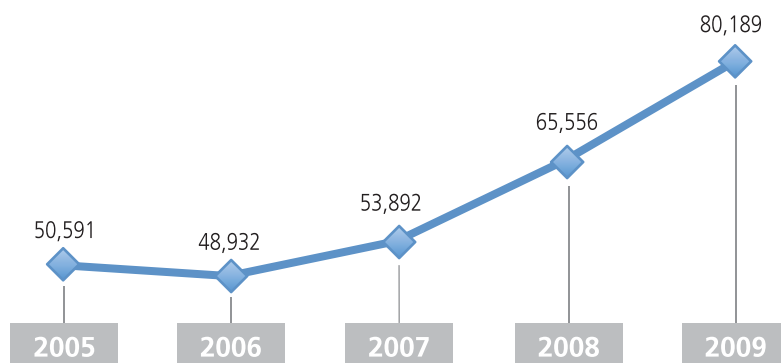
Key Operating and Financial Data

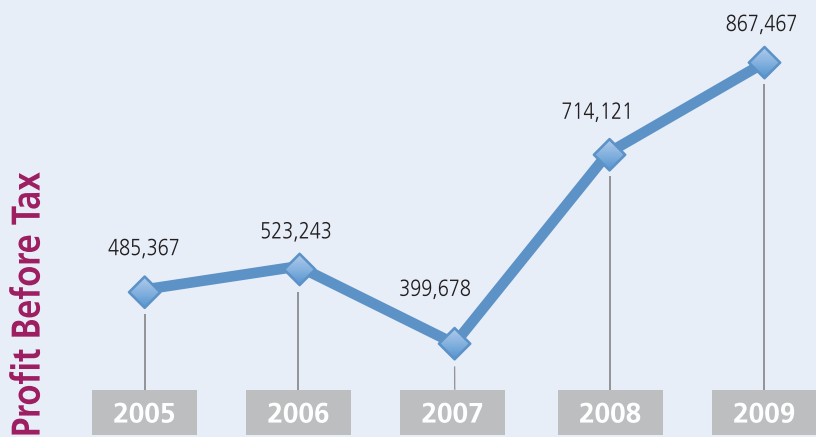
Taka in thousand

Particulars	2009	2008	2007	2006	2005
Authorized Capital	9,100,000	2,000,000	2,000,000	2,000,000	2,000,000
Paid up Capital	1,511,493	1,259,577	1,145,070	1,040,973	959,216
Total Sales	4,868,255	4,010,167	3,597,025	3,702,317	3,327,023
Export Sales	272,126	170,604	122,752	115,099	88,858
Gross Margin	2,302,048	2,007,296	1,629,515	1,731,086	1,558,500
Profit Before Tax	867,467	714,121	399,678	523,243	485,367
Net Profit	624,740	545,341	353,068	470,659	489,262
Fixed Assets (Gross)	15,621,366	14,291,850	10,516,030	9,885,840	8,623,969
Shareholders' Equity	10,885,707	10,450,202	8,250,940	7,949,920	6,820,925

Dividend	15%	30%	15%	15%	15%
Earning per Share (EPS)	4.13	3.61	2.80	4.11	6.36
Market Price Per Share (at end of the year)	155.8	167.7	58.9	53.7	57.8
Price Earning Ratio (Time)	37.72	46.45	21.04	13.06	9.09
Number of shareholders	80,189	65,556	53,892	48,932	50,591
Foreign Investors	54	54	60	58	55
ICB including ICB Investors Account	890	885	879	986	2,107
Sponsors, General Public & Other Institutions	79,245	64,617	52,953	47,888	48,429
Number of employees	2511	2,310	2,384	2,403	1,981

Number of shareholders





* Taka in thousand

Corporate Governance Compliance Report

Status of compliance with the conditions imposed by the Commission's Notification No. SEC/CMRRCD/2006/158/ Admin/02-08 dated 20th February 2006 issued under section 2CC of the Securities and Exchange Ordinance, 1969.

(Report under Condition No.5.00)

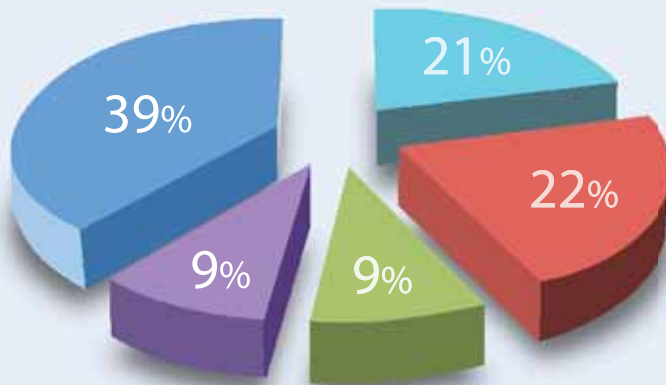
Condition No.	Title	Compliance status	
		Complied	Not complied
1.1	Boards Size	√	
1.2(I)	Independent Directors	√	
1.2(II)	Independent Directors Appointment	√	
1.3	Chairman & Chief Executive	√	
1.4(a)	Directors Report on financial Statements	√	
1.4(b)	Books of Accounts	√	
1.4(c)	Accounting Policies	√	
1.4(d)	IAS Applicable in Bangladesh	√	
1.4(e)	System of Internal Control	√	
1.4(f)	Going Concern	√	
1.4(g)	Deviation in Operating Results	√	
1.4(h)	Key operating and Financial Data	√	
1.4(i)	Declaration of Dividend	√	
1.4(j)	Number of Board Meetings	√	
1.4(k)	Pattern of Shareholdings	√	
2.1	CFO, HIA & CS Appointment	√	
2.2	Board Meeting Attendance	√	
3.00	Audit Committee	√	
3.1(i)	Composition of Audit Committee	√	
3.1(ii)	Audit Committee Members Appointment	√	
3.1(iii)	Terms of service of Audit Committee	√	
3.2(I)	Chairman of Audit Committee	√	
3.2(ii)	Audit Committee Chairman's Qualification	√	
3.3.1(I)	Reporting to the Board of Directors	√	
3.3.1(ii)(a)	Report of Conflicts of Interest	√	
3.3.1(ii)(b)	Defect in the Internal Control System	√	
3.3.1(ii)(c)	Suspected infringement of Laws	√	
3.3.1(ii)(d)	Any other matter	√	
3.3.2	Reporting to the Authorities	√	
3.4	Reporting to the Shareholders	√	
4.00 (I)	Appraisal or Valuation Services	√	
4.00 (ii)	Financial information system	√	
4.00 (iii)	Book keeping or other services	√	
4.00 (iv)	Broker dealer services	√	
4.00 (v)	Actuarial services	√	
4.00 (vi)	Internal Audit services	√	
4.00 (vii)	Any other services	√	

Value Added Statement

For the year ended 31 December 2009

Amount in Thousand Taka

	Tk.	%
Value Added:		
Turnover & Other Income	5,817,953	
Bought-in-Materials & Services	(2,753,869)	
	3,064,084	100
Applications:		
Duties & Taxes to Govt. Exchequer	1,186,700	39
Salaries and Benefits to Employees	677,071	22
Interest to Lenders	289,428	9
Dividend to Shareholders	273,661	9
Earnings Retained by the Company	637,224	21
	3,064,084	100



- Duties & Taxes to Govt. Exchequer
- Salaries and Benefits to Employees
- Interest to Lenders
- Dividend to Shareholders
- Earnings Retained by the Company

Shareholders' Meetings

The 33rd Annual General Meeting (AGM) of the shareholders of Beximco Pharmaceuticals Limited was held on June 16, 2009. Mr. A S F Rahman, Chairman of the Company presided over the meeting. The Chairman thanked the shareholders for their keen interest and continued support for the company. The performance of the company in 2008 and the future strategies were discussed in the meeting. The meeting among other agenda approved 10% cash and 20% stock dividend for the year 2008.

Two Extra Ordinary General Meetings (EGM) were also held in 2009. Shareholders approved the issuance of Fully Convertible, 5% Dividend, Preference Shares and increasing the Authrised Capital of the company in the EGMs.



Auditors' Report To The Shareholders of BEXIMCO PHARMACEUTICALS LIMITED

We have audited the accompanying Balance Sheet of the Beximco Pharmaceuticals Limited as of December 31, 2009 and the related Profit and Loss Account, Statement of Changes in Equity and Statement of Cash Flows for the year then ended. These financial statements are the responsibility of the company's management. Our responsibility is to express an opinion on these financial statements based on our audit.


We conducted our audit in accordance with International Standards on Auditing (ISA). Those standards require that we plan and perform the audit to obtain reasonable assurance about whether the financial statements are free of material misstatement. An audit includes examining, on a test basis, evidence supporting the amounts and disclosures in the financial statements. An audit also includes assessing the accounting principles used and significant estimates made by management, as well as evaluating presentation of the overall financial statement. We believe that our audit provides a reasonable basis for our opinion.

In our opinion, the financial statements prepared in accordance with International Financial Reporting Standards (IFRSs), including International Accounting Standards (IASs), give a true and fair view of the state of the company's affairs as of December 31, 2009 and of the results of its operations and its cash flows for the year then ended and comply with the applicable sections of the Companies Act 1994, the Securities and Exchange Rules 1987 and other applicable laws and regulations.

We also report that:

- (a) we have obtained all the information and explanations which to the best of our knowledge and belief were necessary for the purposes of our audit and made due verification thereof ;
- (b) in our opinion, proper books of account as required by law have been kept by the company so far as it appeared from our examination of those books ;
- (c) the company's balance sheet and profit and loss account dealt with by the report are in agreement with the books of account ; and
- (d) The expenditure incurred was for the purposes of the company's business.

Dhaka
29 April, 2010



M. J. ABEDIN & CO.
Chartered Accountants

BEXIMCO PHARMACEUTICALS LIMITED
Balance Sheet
As at 31 December 2009

		<i>Amount in Taka</i>	
	Notes	2009	2008
ASSETS			
Non-Current Assets			
Property, Plant and Equipment- Carrying Value	4 (a)	12,966,587,178	11,921,072,697
Intangible Assets	3.5 & 5	5,726,525	-
Investment in Shares	6	2,881,826	36,701,090
		6,916,737,893	2,861,891,654
Current Assets			
Inventories	7	1,722,953,284	1,505,288,093
Spares & Supplies	8	242,034,855	234,530,326
Accounts Receivable	9	694,111,730	503,916,401
Loans, Advances and Deposits	10	699,204,450	544,509,106
Short Term Investment	11	2,500,000,000	-
Cash and Cash Equivalents	12	1,058,433,574	73,647,728
		19,891,933,422	14,819,665,441
TOTAL ASSETS			
SHAREHOLDERS' EQUITY AND LIABILITIES			
Shareholders' Equity			
Issued Share Capital	13	1,511,492,960	1,259,577,470
Share Premium	3.16	1,489,750,000	1,489,750,000
Excess of Issue Price over Face Value of GDRs	14	1,689,636,958	1,689,636,958
Capital Reserve on Merger		294,950,950	294,950,950
Revaluation Surplus	4(b)	1,617,361,714	1,711,174,747
Retained Earnings		4,282,514,032	4,005,112,020
		6,684,775,166	1,767,431,029
Non-Current Liabilities			
Long Term Borrowings-Net off Current Maturity (Secured)	15	1,924,933,065	1,446,600,500
Fully Convertible, 5% Dividend, Preference Share	3.15 & 13H	4,100,000,000	-
Liability for Gratuity & WPPF	16	307,425,614	274,419,253
Deferred Tax Liability	17	352,416,487	46,411,276
		2,321,451,642	2,602,032,267
Current Liabilities and Provisions			
Short Term Borrowings	18	1,451,326,354	1,461,666,227
Long Term Borrowings-Current Maturity	19	308,820,056	648,165,841
Creditors and Other Payables	20	409,898,122	263,176,822
Accrued Expenses	21	79,094,905	81,776,450
Dividend Payable		1,727,724	3,169,568
Income Tax Payable	22	70,584,481	144,077,359
		19,891,933,422	14,819,665,441
TOTAL LIABILITIES AND SHAREHOLDERS' EQUITY			

The Notes are integral part of the Financial Statements.

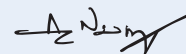
Approved and authorised for issue by the board of directors on 29 April, 2010 and signed for and on behalf of the Board :



Salman F Rahman
Vice Chairman



Nazmul Hassan
Managing Director



Ali Nawaz
Chief Financial Officer

Per our report of even date.



M. J. Abedin & Co.
Chartered Accountants

Dhaka
29 April, 2010

BEXIMCO PHARMACEUTICALS LIMITED
Profit and Loss Account
For the year ended 31 December 2009

	Notes	<i>Amount in Taka</i>	
		2009	2008
Net Sales Revenue	23	4,868,254,915	4,010,167,059
Cost of Goods Sold	24	(2,566,206,626)	(2,002,871,181)
Gross Profit		2,302,048,289	2,007,295,878
Operating Expenses :		(1,300,765,878)	(1,008,501,030)
Administrative Expenses	27	(215,192,547)	(153,464,243)
Selling, Marketing and Distribution Expenses	28	(1,085,573,331)	(855,036,787)
Profit from Operations		1,001,282,411	998,794,848
Other Income	29	198,986,379	686,510
Finance Cost	30	(289,427,992)	(249,654,298)
Profit Before Contribution to WPPF		910,840,798	749,827,060
Contribution to Workers' Profit Participation/ Welfare Funds	31	(43,373,371)	(35,706,050)
Profit Before Tax		867,467,427	714,121,010
Income Tax Expense	32	(242,727,120)	(168,779,737)
Current Tax		-	(173,720,430)
Deferred Tax (Expense) / Income		(242,727,120)	4,940,693
Profit After Tax Transferred to Statement of Changes in Equity		624,740,307	545,341,273
Earnings Per Share (of Tk. 10 /- each) (Adjusted EPS of 2008)	33	4.13	3.61
Number of Shares used to compute EPS		151,149,296	151,149,296

The Notes are integral part of the Financial Statements.

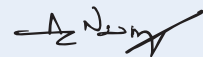
Approved and authorised for issue by the board of directors on 29 April, 2010 and signed for and on behalf of the Board :



Salman F Rahman
Vice Chairman




Nazmul Hassan
Managing Director



Ali Nawaz
Chief Financial Officer

Per our report of even date.



M. J. Abedin & Co.
Chartered Accountants

Dhaka
29 April, 2010

BEXIMCO PHARMACEUTICALS LIMITED
Statement of Changes in Equity
For the year ended 31 December 2009

Amount in Taka

	Share Capital	Share Premium	Excess of Issue Price over Face Value of GDRs	Capital Reserve on Merger	Revaluation Surplus	Retained Earnings	Total
Opening Balance	1,259,577,470	1,489,750,000	1,689,636,958	294,950,950	1,711,174,747	4,005,112,020	10,450,202,145
Profit after tax for 2009	-	-	-	-	-	624,740,307	624,740,307
Cash Dividend of Previous Year (2008)	-	-	-	-	-	(125,957,747)	(125,957,747)
Stock Dividend of Previous Year (2008)	251,915,490	-	-	-	-	(251,915,490)	-
Adjustment for Depreciation on Revalued Assets	-	-	-	-	(30,534,942)	30,534,942	-
Adjustment for Deferred Tax on Revalued Assets	-	-	-	-	(63,278,091)	-	(63,278,091)
Closing Balance	1,511,492,960	1,489,750,000	1,689,636,958	294,950,950	1,617,361,714	4,282,514,032	10,885,706,614

Total Number of shares	151,149,296
Net Asset Value per Share (NAVPS)	72.02

The Notes are integral part of the Financial Statements.

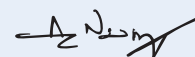
Approved and authorised for issue by the board of directors on 29 April, 2010 and signed for and on behalf of the Board :



Salman F Rahman
Vice Chairman



Nazmul Hassan
Managing Director



Ali Nawaz
Chief Financial Officer

Per our report of even date.



M. J. Abedin & Co.
Chartered Accountants

Dhaka
29 April, 2010

BEXIMCO PHARMACEUTICALS LIMITED
Cash Flow Statement
For the year ended 31 December 2009

Amount in Taka

	2009	2008
Cash Flows from Operating Activities :		
Cash Receipts from Customers and Others	4,710,870,128	4,006,684,717
Cash Paid to Suppliers and Employees	(3,868,077,506)	(2,840,612,734)
Cash Generated from Operations	842,792,622	1,166,071,983
Interest Paid	(248,370,850)	(214,066,707)
Income Tax Paid	(73,492,878)	(71,277,001)
Net Cash Generated from Operating Activities	520,928,894	880,728,275
Cash Flows from Investing Activities :		
Acquisition of Property, Plant and Equipment (Note : 34)	(1,148,198,910)	(1,180,445,241)
Intangible Assets	(5,726,525)	-
Sales of Shares	197,500,000	-
Disposal of Property, Plant and Equipment	3,553,600	61,600
Short Term Investment	(2,500,000,000)	-
Net Cash Used in Investing Activities	(3,452,871,835)	(1,180,383,641)
Cash Flows from Financing Activities :		
Net Increase / (Decrease) in Long Term Borrowings	(45,531,749)	(209,110,438)
Issuance of Preference Share	4,100,000,000	-
Net (Decrease)/Increase in Short Term Borrowings	(10,339,873)	554,083,900
Dividend Paid	(127,399,591)	(57,369,278)
Net cash Generated from Financing Activities	3,916,728,787	287,604,184
(Decrease) / Increase in Cash and Cash Equivalents	984,785,846	(12,051,182)
Cash and Cash Equivalents at Beginning of Year	73,647,728	85,698,910
Cash and Cash Equivalents at End of Year	1,058,433,574	73,647,728
Net Operating Cash Flow Per Share	3.45	5.83

The Notes are integral part of the Financial Statements.

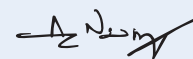
Approved and authorised for issue by the board of directors on 29 April, 2010 and signed for and on behalf of the Board :



Salman F Rahman
Vice Chairman



Nazmul Hassan
Managing Director



Ali Nawaz
Chief Financial Officer

Per our report of even date.



M. J. Abedin & Co.
Chartered Accountants

Dhaka
29 April, 2010

BEXIMCO PHARMACEUTICALS LIMITED

Notes to the Financial Statements

As at and for the year ended 31 December 2009

1. Reporting Entity

1.1 Company Profile

Beximco Pharmaceuticals Limited (BPL/ the Company) was incorporated in Bangladesh in 1976 under the Companies Act, 1913 as a Public Limited Company. It commenced its manufacturing operation in 1980. The company was listed with Dhaka Stock Exchange in 1985 and with Chittagong Stock Exchange in 1995 on its debut.

In 2005, BPL was enlisted with the Alternative Investment Market (AIM) of the London Stock Exchange.

The shares of the Company are now traded in Dhaka and Chittagong Stock Exchanges of Bangladesh and also in the AIM of the London Stock Exchange.

Also in 2005, the company took over, under a Scheme of Amalgamation, Beximco Infusions Ltd., a listed company of the Beximco Group engaged in manufacturing and marketing of intravenous fluids.

The registered office of the company is located at House No. 17, Road No. 2, Dhanmondi R/A, Dhaka. The industrial units are located at Tongi, Gazipur district - a close vicinity of the capital city.

1.2 Nature of Business

The company is engaged in manufacturing and marketing of pharmaceuticals finished Formulation Products, Active Pharmaceutical Ingredients (APIs) and life saving Intravenous (I.V) Fluids which it sells in the local as well as international markets. The company also provides contract manufacturing services.

2. Basis of Preparation of Financial Statements

2.1 Basis of Measurement

The financial statements have been prepared on the Historical Cost Basis except land, building and plant and machinery, revalued as on 31 December 2008 and disclosed through note 4(b). The financial statements therefore, do not take into consideration the effect of inflation.

2.2 Statement of Compliance

The financial statements have been prepared in compliance with the requirements of the Companies Act, 1994, the Securities & Exchange Rules 1987, the Listing Regulations of Dhaka and Chittagong Stock Exchanges and other relevant local laws as applicable and in accordance with the International Financial Reporting Standards (IFRSs), including International Accounting Standards (IASs).

2.3 Presentation of Financial Statements

The presentation of these financial statements are in accordance with the guidelines provided by IAS 1 : Presentation of Financial Statements.

2.4 Reporting Period

The financial period of the company covers one calendar year from 1st January to 31st December consistently.

2.5 Approval of Financial Statements

The financial statements were approved by the Board of Directors on 29 April, 2010.

2.6 Reporting Currency

The financial statements are prepared and presented in Bangladesh Currency (Taka), which is the company's functional currency. All financial information presented has been rounded off to the nearest Taka except where indicated otherwise.

2.7 Comparative Information and Rearrangement Thereof

Comparative information has been disclosed in respect of the year 2008 for all numerical information in the financial statements and also the narrative and descriptive information where it is relevant for understanding of the current year's financial statements.

Figures for the year 2008 have been re-arranged wherever considered necessary to ensure better comparability with the current year.

2.8 Key Accounting Estimates and Judgments

The preparation of financial statements in conformity with the IFRSs including IASs require management to make judgments, estimates and assumptions that affect the application of accounting policies and the reported amounts of assets, liabilities, income and expenses, and for contingent assets and liabilities that require disclosure, during and at the date of the financial statements.

Actual results may differ from these estimates. Estimates and underlying assumptions are reviewed on an ongoing basis. Revisions of accounting estimates are recognized in the period in which the estimate is revised and in any future periods affected.

In particular, the key areas of estimation, uncertainty and critical judgments in applying accounting policies that have the most significant effect on the amounts recognized in the financial statements include depreciation, inventory valuation, accrued expenses, other payables and deferred liability for gratuity.

3. Accounting Principles and Policies

The accounting principles and policies in respect of material items of financial statements set out below have been applied consistently to all periods presented in these financial statements.

3.1 Revenue

In compliance with the requirements of IAS 18 : Revenue, revenue from receipts from customers against sales is recognized when products are dispatched to customers, that is, when the significant risk and rewards of ownership have been transferred to the buyer, recovery of the consideration is probable, the associated costs and possible return of goods can be estimated reliably, and there is no continuing management involvement with the goods.

Revenue from sales is exclusive of VAT.

Cash dividend income on investment in shares is recognized on approval of said dividend in the annual general meeting. Stock dividend income (Bonus Shares) is not considered as revenue.

3.2 Property, Plant and Equipment

3.2.1 Recognition and Measurement

This has been stated at cost or revalued amount less accumulated depreciation in compliance with the requirements of IAS 16: Property, Plant and Equipment. The cost of acquisition of an asset comprises its purchase price and any directly attributable cost of bringing the assets to its working condition for its intended use inclusive of inward freight, duties and non-refundable taxes.

3.2.2 Maintenance Activities

The company incurs maintenance costs for all its major items of property, plant and equipment. Repair and maintenance costs are charges as expenses when incurred.

3.2.3 Depreciation

Depreciation is provided to amortise the cost of the assets after commissioning, over the period of their expected useful lives, in accordance with the provisions of IAS 16: Property, Plant and Equipment. Depreciation is provided for the period in use of the assets. Depreciation is provided at the following rates on reducing balance basis:

Building and Other Construction	5% to 10%
Plant and Machinery	7.5% to 15%
Furniture & Fixtures	10%
Transport & Vehicle	20%
Office Equipment	10% to 15%

3.2.4 Retirements and Disposal

On disposal of fixed assets, the cost and accumulated depreciation are eliminated and gain or loss on such disposal is reflected in the income statement, which is determined with reference to the net book value of the assets and net sales proceeds.

3.3 Lease

In compliance with the IAS 17 : Leases, cost of assets acquired under finance lease along with related obligation have been accounted for as assets and liabilities respectively of the company, and the interest element has been charged as expenses. Lease payments made under finance leases are apportioned between the finance expenses and the reduction of the outstanding liability.

3.4 Impairment

In accordance with the provisions of IAS 36 : Impairment of Assets, the carrying amount of non-financial assets, other than inventories are reviewed at each reporting date to determine whether there is any indication of impairment. If any such indication exists, then the asset's recoverable amount is estimated and impairment losses are recognized in profit and loss account. No such indication of impairment has been observed till to date.

3.5 Intangible Assets

Intangible assets are stated at cost less provisions for amortization and impairments. Licenses, patents, know-how and marketing rights acquired are amortized over their estimated useful lives, using the straight line basis, from the time they are available for use. The cost of acquiring and developing computer software for internal use and internet sites for external use are capitalized as intangible fixed assets where the software or site supports a significant business system and the expenditure leads to the creation of a durable asset. Also, the research and development expenditures that is definite to yield benefit to the company are capitalized.

3.6 Investment in Shares

Investment in shares of listed company is valued at lower of cost and stock exchange quoted value of year end. Investment in other shares is valued at lower of cost and net book value.

3.7 Inventories

Inventories are carried at the lower of cost and net realizable value as prescribed by IAS 2: Inventories. Cost is determined on weighted average cost basis. The cost of inventories comprises of expenditure incurred in the normal course of business in bringing the inventories to their present location and condition. Net realizable value is based on estimated selling price less any further costs expected to be incurred to make the sale.

3. 8 Account Receivable

Accounts receivable are created at original invoice amount less any provisions for doubtful debts. Provisions are made where there is evidence of a risk of non-payment, taking into account ageing, previous experience and general economic conditions. When an accounts receivable is determined to be uncollectible it is written off, firstly against any provision available and then to the profit and loss account. Subsequent recoveries of amounts previously provided for are credited to the profit and loss account.

3. 9 Cash and Cash Equivalents

Cash and cash equivalents include cash in hand, in transit and with banks on current and deposit accounts which are held and available for use by the company without any restriction. There is insignificant risk of change in value of the same.

3. 10 Provisions

A provision is recognized on the balance sheet date if, as a result of past events, the company has a present legal or constructive obligation that can be estimated reliably, and it is probable that an outflow of economic benefits will be required to settle the obligation.

3. 11 Income Tax Expense

Income tax expense comprises current and deferred tax. Income tax expense is recognized in profit and loss account and accounted for in accordance with the requirements of IAS 12 : Income Tax.

Current Tax

Current tax is the expected tax payable on the taxable income for the year, and any adjustment to tax payable in respect of previous years. The company qualifies as a "Publicly Traded Company", hence the applicable Tax Rate is 27.50%.

Deferred Tax

The company has recognized deferred tax using balance sheet method in compliance with the provisions of IAS 12 : Income Taxes. The company's policy of recognition of deferred tax assets/ liabilities is based on temporary differences (taxable or deductible) between the carrying amount (Book value) of assets and liabilities for financial reporting purpose and its tax base, and accordingly, deferred tax income/expenses has been considered to determine net profit after tax and earnings per shares (EPS).

A deferred tax asset is recognized to the extent that it is probable that future taxable profit will be available, against which temporary differences can be utilized. Deferred tax assets are reviewed at each reporting date and reduced to the extent that it is no longer probable that the related tax benefit will be realized.

3. 12 Interest Income

Interest income is recognized on accrual basis.

3. 13 Borrowing Cost

Borrowing costs are recognized as expenses in the period in which they are incurred unless capitalization of such is allowed under IAS 23 : Borrowing Costs.

3. 14 Employee Benefits

The company has accounted for and disclosed of employee benefits in compliance with the provisions of IAS 19: Employee Benefits.

The cost of employee benefits is charged off as revenue expenditure in the period to which the contributions relate. The company's employee benefits include the following:

(a) Defined Contribution Plan

This represents recognized contributory provident fund for all its permanent employees. Assets of provident fund are held in a separate trustee administered fund as per the relevant rules and are funded by contributions from both the employees and the company at pre-determined rates.

(b) Defined Benefits Plan

This represents unfunded gratuity scheme for its permanent employees. Employees are entitled to gratuity benefit after completion of minimum five years of service in the company. The gratuity is calculated on the latest applicable basic pay and is payable at the rate of one month basic pay for every completed year of service.

Though no valuation was done to quantify actuarial liabilities as per the IAS 19 : Employee Benefits, such valuation is not likely to yield a result significantly different from the current provision.

(c) Contribution to Workers' Profit Participation/ Welfare Funds

This represents 5% of net profit before tax contributed by the company as per provisions of the Bangladesh Labor Law, 2006 and is payable to workers as defined in the said scheme.

(d) Insurance Scheme

Employees of the company are covered under group life insurance scheme.

3. 15 Fully Convertible, 5% Dividend, Preference Shares

The preference shares have been presented as Financial Liability (not Equity Instruments) in accordance with the requirements of IAS 32: Financial Instrument: Presentation, and therefore, payment of dividend under such arrangements will be accounted for as interest and charged to Profit and Loss Account.

3. 16 Share Premium

The Share Premium shall be utilized in accordance with the provisions of the Companies Act, 1994 and as directed by the Securities and Exchange Commission in this respect.

3. 17 Proposed Dividend

The amount of proposed dividend has not been accounted for but disclosed in the notes to the accounts along with dividend per share in accordance with the requirements of the Para 125 of IAS 1: Presentation of Financial Statements. Also, the proposed dividend has not been considered as "Liability" in accordance with the requirements of the Para 12 & 13 of IAS 10: Events After The Reporting Period, because no obligation exists at the time of approval of accounts and recommendation of dividend by the Board of Directors.

3. 18 Earnings per Share (EPS)

This has been calculated in compliance with the requirements of IAS 33 : Earnings Per Share by dividing the basic earnings by the weighted average number of ordinary shares outstanding during the year.

Basic Earnings

This represents earnings for the year attributable to ordinary shareholders.

Weighted Average Number of Ordinary Shares Outstanding during the year

Current Year (2009)

The Bonus Shares issued during the year 2009 were treated as if they always had been in issue. Hence, in computing the Basic EPS of 2009, the total no. of shares including the said bonus shares has been considered as the Weighted Average No. of Shares outstanding during the year 2009.

Earlier Year (2008)

The number of shares outstanding before the bonus issue has been adjusted for the proportionate change in the number of shares outstanding as if the bonus issue had occurred at the beginning of the earliest period reported (2008), and accordingly, in calculating the adjusted EPS of 2008, the total number of shares including the subsequent bonus issue in 2009 has been considered as the Weighted Average Number of Shares outstanding during the year 2008.

The basis of computation of number of shares as states above is in line with the provisions of IAS 33 "Earning per Share". The logic behind this basis, as stated in the said IAS is, that the bonus Shares are issued to the existing shareholders without any consideration, and therefore, the number of shares outstanding in increased without an increase in resources generating new earnings.

Diluted Earnings per Share

No diluted EPS could be calculated for the year although there was scope for dilution during the year under review, due to the fact that the company issued fully convertible preference shares but the number of ordinary shares by which the preference share capital amount is to be settled is not pre-determined at the time of issue of said preference shares but varied on market value of the said ordinary shares.

3. 19 Foreign Currency Transactions

Foreign currency transactions are recorded at the applicable rates of exchange ruling at the transaction date.

The monetary assets and liabilities, if any, denominated in foreign currencies at the balance sheet date are translated at the applicable rates of exchanges ruling at that date. Exchange differences are charged off as revenue expenditure in compliance with the provisions of IAS 21 : The Effects of Changes in Foreign Exchange Rates.

The rates of relevant foreign exchanges at year end are :

		2009	2008
1 US Dollar \$	= Tk.	68.55	69.45

3. 20 Statement of Cash Flows

The Statement of Cash Flow has been prepared in accordance with the requirements of IAS 7: Statement of Cash Flows. The cash generated from operating activities has been reported using the Direct Method as prescribed by the Securities and Exchange Rules, 1987 and as the benchmark treatment of IAS 7, whereby major classes of gross cash receipts and gross cash payments from operating activities are disclosed.

4 (a). Property, Plant and Equipment

Amount in Taka

Particulars	Land	Building and Other Constructions	Plant and Machinery	Furniture and Fixtures	Transport and Vehicle	Office Equipment	Total
Cost							
At 31 December, 2008	3,277,506,000	1,320,242,205	2,976,774,233	71,442,441	125,902,571	238,327,520	8,010,194,970
Additions during the year	-	36,085,127	134,417,409	4,779,777	25,991,960	33,605,271	234,879,544
Transferred & Capitalized	-	4,148,185,726	1,849,014,793	27,250,343	-	6,096,859	6,030,547,721
Disposal during the year	-	-	-	(1,841,812)	(1,359,595)	-	(3,201,407)
Cost at 31 December, 2009	3,277,506,000	5,504,513,058	4,960,206,435	101,630,749	150,534,936	278,029,650	14,272,420,828
Accumulated Depreciation							
At 31 December, 2008	-	348,841,244	1,740,394,838	34,803,894	89,460,544	157,276,848	2,370,777,368
Depreciation during the year	-	69,703,372	183,072,010	4,044,366	12,470,031	16,854,679	286,144,458
Adjustment for assets disposed off	-	-	-	(867,146)	(1,275,761)	-	(2,142,907)
Accumulated Depreciation at 31 December, 2009	-	418,544,616	1,923,466,848	37,981,114	100,654,814	174,131,527	2,654,778,919
Net Book Value 31 December, 2009	3,277,506,000	5,085,968,442	3,036,739,587	63,649,635	49,880,122	103,898,123	11,617,641,909
Capital Work in Progress							1,348,945,269
Carrying Value as on 31 December, 2009							12,966,587,178

Assets include lease hold assets of Tk. 796,478,480 at current cost and Tk.729,211,356 at depreciated current cost.

Capital Work in Progress is arrived at as follows :

Amount in Taka

Opening Balance

Addition during the year

Transferred & Capitalized

Land

Building and Other Constructions

Plant & Machinery

Furniture

Office Equipment

2009	2008
6,281,655,095	6,364,095,218
1,097,837,895	731,580,342
7,379,492,990	7,095,675,560
(6,030,547,721)	(814,020,465)
-	(20,433,395)
(4,148,185,726)	(201,830,246)
(1,849,014,793)	(586,662,040)
(27,250,343)	-
(6,096,859)	(5,094,784)
1,348,945,269	6,281,655,095

4 (b). Revaluation Surplus

S.F. Ahmed & Co, Chartered Accountants and Valuers has revalued the land, building and plant & machinery of the Company as of 31 December 2008, following "Current cost method". Such revaluation has resulted into a revaluation surplus aggregating Tk. 1,711,174,747. Closing Balance of this accounts is arrived at as follows :

	<i>Amount in Taka</i>
Opening 01.01.2009	1,711,174,747
Adjustment for depreciation on revalued assets	(30,534,942)
Adjustment for Deferred Tax	(63,278,091)
	1,617,361,714

5. Intangible Assets

This represents partial expenses for Dossier development of products for Australia and Europe and shall be amortised over 5 years as decided by the management.

6. Investment in Shares

This consists of as follows :

- a) Bextex Ltd.
- b) BPL Power Company Ltd.
- c) Central Depository Bangladesh Ltd. (CDBL)

	<i>Amount in Taka</i>	
	2009	2008
	1,881,826	25,701,090
	-	10,000,000
	1,000,000	1,000,000
	2,881,826	36,701,090

The shares of the Bextex Limited are listed in the Dhaka and Chittagong Stock Exchanges Ltd..The market value of each share of Bextex Ltd. as on 30 December, 2009 was Tk. 81.40 (on 30-12-08 Tk. 23.90) in the Dhaka Stock Exchange Ltd. and Tk. 81.70 (on 30-12-08 Tk. 23.80) in the Chittagong Stock Exchanges Ltd..

7. Inventories

This consists of as follows :

- Finished Goods
- Work in Process
- Raw Materials
- Packing Materials
- Laboratory Chemicals
- Physician Samples
- Raw & Packing Materials in Transit

	2009	2008
	554,393,259	358,010,498
	189,396,879	171,647,779
	611,475,514	554,338,294
	272,626,347	187,608,219
	3,870,072	3,719,853
	23,023,857	23,037,101
	68,167,356	206,926,349
	1,722,953,284	1,505,288,093

8. Spares & Supplies

This consists of as follows :

- Spares & Accessories
- Stock of Stationery
- Literature & Promotional Materials

	2009	2008
	166,173,465	163,413,187
	2,433,790	4,092,814
	73,427,600	67,024,325
	242,034,855	234,530,326

9. Accounts Receivable

This includes receivable of Tk. 104,949,981 equivalent to US\$ 1,530,999 (on 31-12-2008 Tk. 24,604,636 equivalent to US \$ 356,495) against export sales.

This also includes Tk. 468,903,177 (on 31-12-2008 Tk. 405,920,613) due from I & I Services Ltd., the local distributor of the pharmaceutical products of the Company and a "Related Party". The maximum amount due from that company during the year was Tk. 537,206,498 on 30-06-2009 (on 30-06-2008 Tk. 450,520,014)

No amount was due from the directors, managing agent, managers and other officers of the company and any of them severally or jointly with any other person.

10. Loans, Advances and Deposits

This is unsecured, considered good and consists of as follows :

Clearing & Forwarding
 VAT
 Claims Receivable
 Security Deposit & Earnest Money
 Lease Deposit
 Capital Expenditure/ Project
 Expenses
 Bank Guarantee Margin
 Advance against Salary
 Rent Advance
 Motor Cycle
 Raw & Packing Material
 Others

	<i>Amount in Taka</i>	
	2009	2008
	26,974,144	13,060,361
	193,432,407	130,500,392
	17,832,569	17,153,650
	18,764,808	15,592,487
	15,881,544	15,547,359
	65,305,151	79,535,888
	27,760,884	25,732,995
	185,546	196,946
	58,797,457	44,927,912
	1,935,429	1,111,267
	124,548,892	56,936,121
	130,680,381	75,600,892
	17,105,238	68,612,836
	699,204,450	544,509,106

- (a) The maximum amount due from the officers during the year was Tk.59,975,683 on 30.09.2009.
- (b) No amount was due from the directors, managing agent, managers and other officers of the company and any of them severally or jointly with any other person, except as stated above
- (c) No amount was due from any related party.

11. Short Term Investment

This represents the Company's temporary investment with Bangladesh Export Import Company Limited (Beximco), carrying interest at 14% per annum, computed on days' product basis. This investment is returnable as and when required by the Company.

12. Cash and Cash Equivalents

This consists of as follows :

- (a) Cash in Hand, Current & FC Account
- (b) Imprest Cash
- (c) FDR Account

		Amount in Taka	
		2009	2008
		57,342,425	72,656,579
		1,091,149	991,149
		1,000,000,000	-
		1,058,433,574	73,647,728

13. Issued Share Capital

This represents :

A. Authorized :

- 500,000,000 (2008: 200,000,000) Ordinary Shares of Tk. 10/- each
- 41,000,000 Fully Convertible, 5% Dividend, Preference Shares of Tk. 100/- each

B. Issued, Subscribed and Paid-up :

(a) Ordinary Shares:

- 51,775,750 shares (2008: 51,775,750) of Tk. 10/- each fully paid-up in cash
- 93,422,296 Bonus Shares (2008: 68,230,747) of Tk. 10/- each
- 5,951,250 Shares of Tk. 10/- each issued in Exchange of Shares of Beximco Infusions Ltd.

151,149,296 Shares

		2009	2008
		5,000,000,000	2,000,000,000
		4,100,000,000	-
		9,100,000,000	2,000,000,000
		517,757,500	517,757,500
		934,222,960	682,307,470
		59,512,500	59,512,500
		1,511,492,960	1,259,577,470

C. The movement of Ordinary Issued Shares during the year 2009 is as follows :

Balance as on 01.01.2009

Bonus Shares issued during the year 2009 (For 2008)

Balance as on 31.12.2009

	Number of Shares	Amount in Taka
	125,957,747	1,259,577,470
	25,191,549	251,915,490
	151,149,296	1,511,492,960

During the year 2009, the Authorized Share Capital of the Company has been increased from Tk. 200,00,00,000 (Taka Two hundred crores) to Taka 910,00,00,000 (Taka Nine hundred ten crores), consisting of 500,000,000 Ordinary Shares of Taka 10 each amounting to Taka 500,00,00,000 (Taka Five hundred crores) ; and 41,000,000 Fully Convertible, 5% Dividend, Preference Share of Taka 100 each amounting to Taka 41,00,00,000 (Taka Four hundred ten crores) in view of the aforesaid Preference Share issue.

D. Composition of Share holding of Ordinary Shares:

	2009		2008	
	No. of shares	%	No. of shares	%
Sponsors:				
1. A S F Rahman	2,400,346	1.59	2,000,289	1.59
2. Salman F Rahman	1,756,844	1.16	1,464,037	1.16
Associates	12,327,677	8.16	22,516,753	17.88
Foreign Investors	41,808,370	27.66	35,889,219	28.49
ICB including ICB Investors Account	15,802,432	10.46	12,882,399	10.23
General Public and Institutions	77,053,627	50.97	51,205,050	40.65
	151,149,296	100.00	125,957,747	100.00

E. Distribution Schedule of Ordinary Shares:

Range of Holdings In number of shares	No. of Shareholders		% of Shareholders		No. of Shares		% of Shares	
	2009	2008	2009	2008	2009	2008	2009	2008
1 to 499	62,733	53,098	78.23%	81.00%	8,112,210	6,312,797	5.37%	5.01%
500 to 5,000	16,276	11,448	20.30%	17.45%	20,226,160	14,168,303	13.38%	11.25%
5,001 to 10,000	632	541	0.79%	0.83%	4,394,089	3,812,607	2.91%	3.03%
10,001 to 20,000	275	234	0.34%	0.36%	3,798,847	3,227,093	2.51%	2.56%
20,001 to 30,000	85	79	0.11%	0.12%	2,057,022	1,934,231	1.36%	1.54%
30,001 to 40,000	38	34	0.05%	0.05%	1,309,369	1,168,786	0.87%	0.93%
40,001 to 50,000	18	11	0.02%	0.02%	816,584	505,241	0.54%	0.40%
50,001 to 100,000	48	46	0.06%	0.07%	3,726,809	3,120,082	2.47%	2.48%
100,001 to 1,000,000	68	50	0.08%	0.08%	22,146,697	14,569,334	14.65%	11.57%
Over 1,000,000	16	15	0.02%	0.02%	84,561,509	77,139,273	55.94%	61.23%
Total	80,189	65,556	100.00%	100.00%	151,149,296	125,957,747	100.00%	100.00%

F. Market Price of Ordinary Shares:

The shares are listed in Dhaka, Chittagong and London Stock Exchanges. On the last working day of the year, each share was quoted at Tk. 155.80 (in 2008 Tk. 167.70) in the Dhaka Stock Exchange Ltd., Tk. 155.40 (in 2008 Tk. 167.90) in the Chittagong Stock Exchanges Ltd., and GBP 0.28 in London Stock Exchanges (in 2008 GBP 0.13).

G. Option on Unissued Ordinary Shares :

The Preference Shares shall be fully convertible into Ordinary Shares. However the number of Ordinary Shares to be increased could not be determined now as the conversion would be base on market price of Ordinary Shares.

H. Fully Convertible, 5% Dividend, Preference Shares:

The Extra Ordinary General Meeting (EGM) of the Shareholders of Beximco Pharmaceuticals Ltd. held on 15 October 2009 have unanimously approved the issuance upto 4,10,00,000 Fully Convertible, 5% Dividend, Preference Shares of Taka 100 each, amounting to Tk. 410,00,00,000/- subject to certain specific terms and conditions. The Shares were fully subscribed and the company subsequently issued the shares to the concerned allottees.

One-half (50%), i.e., Taka 50, of each preference share will be converted into ordinary shares on 1 February 2010 at 25% discount to the weighted average price of the Dhaka Stock Exchange Ltd. during the three-months ending 31 January 2010. The remaining one-half (50%), i.e., Taka 50, of each preference share will be converted into ordinary shares on 2 May 2010 at 25% discount to the weighted average price of the Dhaka Stock Exchange Ltd. during the three-months ending 30 April 2010. The amount has been shown as non-current liability as per IAS - 32.

14. Excess of Issue Price over Face Value of GDRs

This represents the issue price of 28,175,750 GDRs at Tk. 2,244,080,670 net off face value of underlying shares against GDRs and GDR issue expenses.

15. Long Term Borrowings - Net off Current Maturity (Secured)

This arrived at as follows :

- (a) Project Loan
- (b) Interest and PAD Block
- (c) Obligation Under Finance Leases

<i>Amount in Taka</i>	
2009	2008
1,723,032,978	1,292,229,846
81,384,493	143,151,541
120,515,594	11,219,113
1,924,933,065	1,446,600,500

(a) Project Loan

This loan was sanctioned under the consortium arrangement of Janata Bank Ltd., Sonali Bank Ltd., Agrani Bank Ltd., Rupali Bank Ltd. and United Commercial Bank Ltd. for the US FDA standard oral solid dosages facility of the company. Janata Bank Ltd. is the lead bank to the consortium.

This Loan is secured against :

- (i) First (registered mortgage) charge on paripassu basis with the participating banks on 1,112.82 decimals of land at Kathaldia, Aushpara of Gazipur; along with the building and other construction thereon and
- (ii) First paripassu charge by way of hypothecation on all assets of the company both present and future.
- (iii) This Loan, carrying interest at 12.50% to 13% per annum, is repayable in quarterly installments ending by 2017.

(b) Interest and PAD Block

This represents blocked PAD and blocked interest of Janata Bank Ltd. to be paid in quarterly/monthly installments ending latest by 30.04.2011.

16. Liability for Gratuity & WPPF

This consists of payable to the permanent employees at the time of separation from the company and Loan from Workers' Profit Participation/Welfare Funds as detailed below :

Amount in Taka

	2009	2008
(a) Gratuity Payable		
Opening Balance	115,305,525	102,444,429
Provided during the year	24,026,220	23,460,000
	139,331,745	125,904,429
Paid during the year	(10,105,289)	(10,598,904)
	129,226,456	115,305,525
(b) Loan from Workers' Profit Participation/Welfare Funds	178,199,158	159,113,728
	307,425,614	274,419,253

17. Deferred Tax Liability

This is arrived at as follows :

	2009	2008
Opening Balance	46,411,276	51,351,969
Deferred Tax (Income)/Expense for the year (Note : 32)	242,727,120	(4,940,693)
Deferred Tax for revaluation	63,278,091	-
	352,416,487	46,411,276

18. Short Term Borrowings

This represents :

- (a) Janata Bank Ltd. :
 - Cash Credit-Pledge
 - Cash Credit-Hypothecation
 - PAD
- (b) Citibank NA
- (c) Standard Chartered Bank
- (d) IPDC
- (e) Loan From Beximco Holdings Ltd.

<i>Amount in Taka</i>	
2009	2008
-	155,058,129
1,436,986,600	960,682,217
-	35,018,033
14,339,754	39,199,326
-	(15,079)
-	50,716,933
-	221,006,668
1,451,326,354	1,461,666,227

19. Long Term Borrowings-Current Maturity

This consists of as follows and is payable within next twelve months from the Balance Sheet date :

- Project Loan
- Interest & PAD Block
- Obligation under Finance Leases

2009	2008
187,500,000	479,020,757
77,899,123	143,658,000
43,420,933	25,487,084
308,820,056	648,165,841

20. Creditors and Other Payables

This consists of :

- Goods & Services
- Provident Fund
- Capital Expenditure
- Advance Against Export
- Others

2009	2008
150,680,955	58,382,776
221,884,977	191,013,499
1,956,454	3,269,279
27,299,340	2,368,551
8,076,396	8,142,717
409,898,122	263,176,822

21. Accrued Expenses

This is unsecured, falling due within one year and consists of as follows :

- For Expenses
- Workers' Profit Participation/ Welfare Funds (current year's provision)

2009	2008
35,721,534	46,070,400
43,373,371	35,706,050
79,094,905	81,776,450

22. Income Tax Payable

This is arrived at as follows :

Opening Balance

Tax provided

Tax paid during the year including Tax deducted at source

Amount in Taka

	2009	2008
	144,077,359	41,633,930
	-	173,720,430
	144,077,359	215,354,360
	(73,492,878)	(71,277,001)
	70,584,481	144,077,359

23. Net Sales Revenue

This represents net sales and consists of as follows :

Local Sales

Export Sales-US\$ 3,979,426 (in 2008 US\$ 2,501,084)

	2009	2008
	4,596,129,162	3,839,563,510
	272,125,753	170,603,549
	4,868,254,915	4,010,167,059

Sales represent :

Solid, Liquid & Inhalation Formulations

Basic Chemicals

IV Fluids

Liquid Nitrogen

Pcs

Kg.

Bottles

Liter

	2009	2008
	1,911,212,983	2,171,705,929
	61,848	26,790
	6,665,198	6,364,302
	583,823	-

24. Cost of Goods Sold

This is made-up as follows :

Work-in-Process (Opening)

Materials Consumed

Factory Overhead

Work-in-Process (Closing)

COST OF PRODUCTION

Finished Goods (Opening)

Finished Goods Available

Finished Goods (Closing)

Cost of Physician Sample

Notes

25

26

	2009	2008
	171,647,779	142,743,433
	2,259,811,565	1,680,187,263
	591,289,797	418,030,710
	3,022,749,141	2,240,961,406
	(189,396,879)	(171,647,779)
	2,833,352,262	2,069,313,627
	358,010,498	331,438,214
	3,191,362,760	2,400,751,841
	(554,393,259)	(358,010,498)
	2,636,969,501	2,042,741,343
	(70,762,875)	(39,870,162)
	2,566,206,626	2,002,871,181

Item wise quantity and value of finished goods stock are as follows:

Item	Unit	Quantity	Value (Tk.)
Stock as on 01-01-09			
Solid, Liquid & Inhalation Formulations	Pcs	435,894,863	323,481,781
IV Fluids	Bottles	1,037,201	23,587,639
Basic Chemicals	Kg	3,464	10,941,078
			358,010,498
Stock as on 31-12-09			
Solid, Liquid & Inhalation Formulations	Pcs	492,622,769	503,424,034
IV Fluids	Bottles	1,459,393	31,161,720
Basic Chemicals	Kg	7,316	19,807,505
			554,393,259

Amount in Taka

25. Materials Consumed

This is made-up as follows :

Opening Stock
Purchase
Closing Stock

2009	2008
745,666,366	798,889,341
2,402,117,132	1,626,964,288
(887,971,933)	(745,666,366)
2,259,811,565	1,680,187,263

26. Factory Overhead

This consists of as follows :

Salary & Allowances
Repairs & Maintenance
Insurance Premium
Municipal Tax & Land Revenue
Advertisement & Subscription
Registration & Renewal
Traveling & Conveyance
Entertainment
Research and Development
Printing & Stationery
Telephone & Postage
Toll Charge/ (Income) - Net
Electricity, Gas & Water
Training
Other Expenses
Depreciation

2009	2008
200,123,833	178,633,988
57,717,740	52,239,401
3,714,356	3,739,078
1,000,652	1,576,304
82,295	210,780
645,612	109,710
1,302,204	1,132,515
481,780	405,432
4,489,878	3,341,369
4,678,561	4,326,436
1,943,146	1,779,948
38,534,380	14,015,468
19,495,457	17,521,600
506,787	334,600
1,904,548	7,670,473
254,668,568	130,993,608
591,289,797	418,030,710

- (a) Salary and allowances include Company's Contribution to provident fund of Tk. 3,805,274 (in 2008 Tk. 2,917,908).
- (c) The value of imported stores and spares consumed is Tk. 17,990,661 (in 2008 Tk. 14,059,370) is included in repairs & maintenance.
- (d) Other expenses does not include any item exceeding 1% of total revenue.

27. Administrative Expenses

This consists of as follows :

Salary & Allowances
Rent Expenses
Repairs & Maintenance
Donation & Subscription
Traveling & Conveyance
Entertainment
Printing & Stationery
Auditors' Remuneration
Telephone & Postage
Electricity, Gas & Water
Legal & Consultancy Fee
AGM, Company Secretarial Expenses and Regulatory Fees
Other Expenses
Training & Conference
Depreciation

Amount in Taka	
2009	2008
98,036,060	84,200,344
8,439,024	7,300,078
9,576,063	8,275,689
345,429	738,391
11,364,616	9,503,179
9,893,452	1,287,515
1,655,994	1,167,878
731,500	522,500
3,729,998	3,412,609
6,881,732	5,156,735
7,478,664	2,506,406
36,555,557	15,151,730
8,565,103	8,246,900
493,577	106,936
11,445,778	5,887,353
215,192,547	153,464,243

- (a) Salary and allowances include provident fund contribution of Tk. 3,003,874 (in 2008 Tk. 2,466,064).
- (b) Auditors' remuneration represents audit fee (annual audit Tk. 600,000 and half yearly audit Tk. 100,000) including VAT.

28. Selling, Marketing and Distribution Expenses

Amount in Taka

This consists of as follows :

	2009	2008
Salary & Allowances	335,538,128	291,723,125
Rent Expenses	9,380,800	8,305,000
Repairs & Maintenance	12,585,298	10,620,026
Traveling & Conveyance	185,907,997	144,538,948
Entertainment	7,692,897	8,590,918
Printing & Stationery	14,444,374	11,441,995
Telephone & Postage	6,463,410	7,716,905
Electricity, Gas & Water	3,116,119	3,025,764
Market Research & New Products	15,185,037	8,180,930
Training & Conference	26,025,805	22,998,344
Sample Expenses	77,509,082	58,267,732
Promotional Expenses	146,945,185	88,159,738
Literature/ News Letter	59,817,731	45,148,618
Registration & Renewals	1,700,479	775,758
Regulatory Approvals	342,500	-
Export Freight, Insurance and C & F Expense	21,532,307	12,332,087
Delivery Commission	131,438,890	114,180,696
Depreciation	20,030,112	10,302,868
Other Expenses	9,917,180	8,727,335
	1,085,573,331	855,036,787

- (a) Salary and allowances include provident fund contribution of Tk 9,831,247 (in 2008 Tk. 9,278,354).
- (b) Delivery commission represents 3% of local sales of Formulation & IV Fluids which has been paid to the I & I Services Ltd., the local distributor of the company and a related party.

29. Other Income

This is arrived at as follows :

	2009	2008
Interest on Short Term Investment, FDR and Others	32,128,767	753,267
Dividend Income	212,500	-
Gain on Sale of shares in Bextex Ltd.	164,150,012	-
Profit/(Loss) on Sale of Fixed Assets (Note 36)	2,495,100	(66,757)
	198,986,379	686,510

30. Finance Cost

This is arrived at as follows :
Interest on Cash Credit and others
Interest on loan from PF and WPP & Welfare Fund

<i>Amount in Taka</i>	
2009	2008
248,370,850	214,066,707
41,057,142	35,587,591
289,427,992	249,654,298

31. Contribution To Workers' Profit Participation / Welfare Funds

This represents 5% of net profit before tax after charging the contribution as per provisions of the Bangladesh Labour law 2006 .

32. Income Tax Expenses

This consists of as follows :

- (i) Current Tax for the year under review
- (ii) Deferred Tax (Income)/Expense (Note 3.11)

2009	2008
-	173,720,430
242,727,120	(4,940,693)
242,727,120	168,779,737

No current tax for the year under review has been provided as there is an estimated taxable loss due to the fact that although no depreciation has been provided in the accounts on the assets capitalized and put to use at the end of year, Income tax authority will allow depreciation on the said assets.

33. Earnings Per Share (EPS)

- (a) Earnings attributable to the Ordinary Shareholders (Net profit after Tax)
- (b) Weighted average number of Ordinary Shares outstanding during the year

Earnings Per Share (EPS) (Adjusted EPS of 2008)

2009	2008
624,740,307	545,341,273
151,149,296	151,149,296
4.13	3.61

34. Acquisition of Property, Plant and Equipment

This is net of Interest During Construction Period (IDCP) amounting Tk. 184,518,529 (in 2008 Tk. 183,822,503).

35. Related Party Disclosures

The Company carried out a number of transactions with related parties in the normal course of business and on arms length basis. The nature of transactions and their total value is shown below :

Name of Related Parties	Nature of Transactions	Value of Transaction in 2009	Balance at year end
(a) I & I Services Ltd.	Local Delivery	4,512,735,247	468,903,177
(b) I & I Services Ltd.	Delivery Commission	131,438,890	-
(3) Bangladesh Export Import Co. Ltd. (BOL Unit)	Internet Bill	1,004,125	-
(d) Bangladesh Export Import Co. Ltd.	Short Term Investment	2,500,000,000	2,500,000,000
(e) Bangladesh Export Import Co. Ltd.	Interest on Short Term Investment	31,164,384	31,164,384
(f) Beximco Holdings Ltd.	Private Placement of Preference Share	816,372,000	-
(g) New Dhaka Industries Ltd.	Private Placement of Preference Share	635,000,000	-

Nature of Relationship :

The Company and the parties are subject to common control from same source i.e., Beximco Group.

36. Particulars of Disposal of Property, Plant and Equipment :

The following assets were disposed off during the year ended 31-12-09 :

Particulars of Assets	Cost	Dep.Upto 31-12-08	W.D.V. as on 31-12-08	Sales Price	Profit/ (Loss)	Mode of Disposal	Name of the Parties
Furniture	1,841,812	867,146	974,666	333,598	(641,068)	Negotiation	Various Individuals
Transport & Vehicle	1,359,595	1,275,761	83,834	3,220,002	3,136,168	Negotiation	Various Individuals
Total	3,201,407	2,142,907	1,058,500	3,553,600	2,495,100		

Amount in Taka

37. Payment/Perquisites to Directors and Managers :

(a) The aggregate amounts paid to/ provided for the Directors & Managers of the company is disclosed below :

	2009	2008
Remuneration	76,461,360	40,524,160
Gratuity	2,930,200	2,592,405
Contribution to Provident Fund	3,516,240	3,110,886
Bonus	5,860,400	5,184,810
Transport	18,045,180	13,453,596
Medical	1,868,854	2,967,284
Telephone	1,699,341	2,876,941
Electricity, Gas & Water	2,574,467	2,132,551
	112,956,042	72,842,633

(b) No compensation was allowed by the company to the Directors of the company.

(c) No amount of money was expended by the company for compensating any member of the board for special services rendered.

(d) No board meeting attendance fee was paid to the directors of the company.

38. Production Capacity, Actual Production in 2009

Unit	Production Capacity		Actual Production		Excess/(Shortfall)	
	2009	2008	2009	2008	2009	2008
Tablet & Capsule (in million pcs)	1,742	1,742	2,203	2,371	461	629
Bottle, Tube & Cans (in million pcs)	39	39	45	34	6	(5)
Bottle-IV (in million pcs)	14	14	8	6	(6)	(8)

39. Capital Expenditure Commitment

There was no capital expenditure contracted but not incurred or provided for at 31 December 2009.

40. Finance Lease Commitment

At 31 December, 2009, the company had annual commitment under finance leases as set out below :

	Amount in Taka
Leases expiring within 1 year	43,420,933
Leases expiring within 2-5 years (inclusive)	120,515,594
	163,936,527

41. Claim not Acknowledged as Debt

There was no claim against the company not acknowledged as debt as on 31 December 2009.

42. Un-availed Credit Facilities

There is no credit facilities available to the company under any contract, other than trade credit available in the ordinary course of business and not availed of as on 31 December 2009.

43. Payments Made in Foreign Currency

	Amount in	
	Foreign currency - Equivalent US\$	Taka
Import of Machinery, Equipments & Spares	3,772,845	262,313,623
Import of Raw & Packing material	26,016,629	1,808,155,702
Regulatory fees & other expenses	985,015	67,721,708

No other expenses including royalty, technical expert and professional advisory fee, interest, etc. was incurred or paid in foreign currencies except as stated above.

44. Dividend Paid to the Non-resident Shareholders in 2009

- (i) Dividend for 2008 was approved on 16 June, 2009 and therefore, dividend for 2008 was paid in 2009.
- (ii) Dividend of Tk. 28,330,217.70 was paid to 6 non-resident shareholders against 35,340,930 shares held by them.

45. Foreign Exchange Earned

- (a) Export Sales of US\$ 3,979,426 (in 2008 US\$ 25,01,084).
- (b) No other income including royalty, technical assistance and professional advisory fee, interest and dividend was earned or received in foreign currency.

46. Commission / Brokerage to selling agent

No commission was incurred or paid to any sales agent nor any brokerage or discount other than conventional trade discount was incurred or paid against sales.

47. Contingent Liability

The Company has a contingent liability aggregating Tk. 87,914,610 against disputed income tax claim for the year 1999 & 2007. The company has appealed against such claim. If any liability arises on disposal of the final appeal, the company shall provide for such liability with year of final disposal.

48. Events after The Reporting Period

Following events have occurred since the Balance Sheet date:

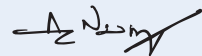
- (a) As of February 1, 2010, 20,500,000 number of Preference Shares representing 50% of the total issue has been converted into 16,169,191 Ordinary Shares at an exchange rate of Tk. 126.66 per Ordinary Shares. The exchange rate was arrived at taking into account 25% discount to the weighted average market price of the Dhaka Stock Exchange during the three months ending on 31 January 2010. Due to this conversion, paid up capital has been increased by Tk. 161,691,910 (16,169,191 Ordinary Shares of Tk. 10 each). The excess of the converted value of the Preference Shares over the face value of the Ordinary Share issued shall be considered as Share Premium.
- (b) An aggregate amount of interim dividend on preference share of Tk.102,500,000 was paid on 01 February 2010.
- (c) The directors recommended 15% Stock dividend (Bonus Share). The dividend proposal is subject to shareholders' approval at the forthcoming annual general meeting.
- (d) Except the fact stated above, no circumstances have arisen since the balance sheet date which would require adjustment to, or disclosure in, the financial statements or notes thereto.



Salman F Rahman
Vice Chairman



Nazmul Hassan
Managing Director



Ali Nawaz
Chief Financial Officer

Dhaka
29 April, 2010

Corporate Information

Operational Headquarters

19 Dhanmondi R/A, Road # 7
Dhaka 1205, Bangladesh
Phone : +880-2-8619151, +880-2-8619091
Fax : +880-2-8613888
Email : info@bpl.net
Website : www.beximcopharma.com

Corporate Headquarters

17 Dhanmondi R/A, Road # 2
Dhaka 1205, Bangladesh
Phone : +880-2-8611891
Fax : +880-2-8613470
Email : beximchq@bol-online.com

Factory

Tongi Unit
126 Kathaldia, Tongi, Gazipur

Kaliakoir Unit
Plot No. 1070/1083, Mouchak
Kaliakoir, Gazipur

Legal Advisor

Huq and Company
47/1 Purana Paltan
Dhaka-1000

Auditors

M. J. Abedin & Co.
Chartered Accountants
National Plaza
109, Bir Uttam C. R. Datta Road
Dhaka-1205

Banker

Janata Bank Ltd.
Local office
1 Dilkusha C/A
Dhaka-1000

Stock Exchange Listing

Dhaka Stock Exchange Ltd.
Chittagong Stock Exchange Ltd.
AIM of London Stock Exchange plc (GDRs)

For GDRs

Nominated Advisor and Broker
Libertas Capital Corporate Finance Limited
16 Berkeley Street
London, W1J 8DZ

Public Relations

IMPACT^{PR}
Apartment # A-1, House # 17, Road # 4
Gulshan-1, Dhaka-1212, Bangladesh

Financial Dynamics Limited
Holborn Gate, 26 Southampton Buildings
London WC2A 1PB, UK

Custodian

HSBC
Anchor Tower, 1/1-B, Sonargaon Road
Dhaka-1205, Bangladesh

Depository Bank

The Bank of New York Mellon
101 Barclay Street
New York, NY 10286



BEXIMCO PHARMACEUTICALS LTD.
www.beximcopharma.com



Winner

Certified