

2013 | ANNUAL REPORT

Building Something Different



Peoples
BANCORP

Peoples 
BANCORP

Working Together. Building Success.®

Peoples
BANK
Working Together. Building Success.





Building “The Best Community Bank in America”

Everywhere you look, we are building something different! This philosophy guides our decisions, efforts, investments, and teamwork at Peoples. It shapes each day. You can see it in the early morning work of our associates as they prepare for the first customer. You can see it brought to life in the way we have redesigned our branches to ensure convenient access to our financial experts and to provide a welcoming fresh look. Every action we take and every interaction we have is purposely designed to promote individual financial success and help our customers breathe a little easier.

By working side by side with our customers and community leaders, we have developed a comprehensive approach to serving our communities. This approach creates success by delivering full-service insurance, investments, and banking. Organizationally, responsible risk management and an extraordinary client experience provide the foundation for generating profitable and disciplined revenue growth. Our continuous coaching and mentoring culture produces superior teams better equipped to create that extraordinary client experience. Through all of this, we are striving to build “The Best Community Bank in America.”



Working Together. Building Success.®

Financial Highlights

Peoples Bancorp Inc. is a \$2.1 billion diversified financial holding company headquartered in Marietta, Ohio. Peoples Bank, the company's principal operating subsidiary, provides a comprehensive suite of financial services through its 49 offices in Ohio, West Virginia, and Kentucky, as well as its mobile and Internet banking channels, and network of 47 ATMs. Nearly 600 dedicated associates deliver consumer and commercial banking, mortgage lending, personal

lending, investment management, trust and brokerage services, and a full range of insurance products. Peoples has been in business since 1902 and maintains a strong record of financial stability and growth that has remained unshaken in these uncertain economic times.

Peoples Bancorp's common shares are traded on the NASDAQ Global Select Market under the symbol "PEBO."

Dollars in Thousands, except Per Share Data	2013	2012	2011	Year-Over-Year Change	
				2013	2012
Earnings and Dividends					
Total revenues ⁽¹⁾	\$ 92,605	\$ 89,446	\$ 86,923	3.5%	2.9%
Total operating expenses	\$ 68,265	\$ 63,474	\$ 61,331	7.5%	3.5%
Net income available to common shareholders	\$ 17,574	\$ 20,385	\$ 11,212	-13.8%	81.8%
Dividends declared on common shares ⁽²⁾	\$ 6,161	\$ 4,931	\$ 4,349	24.9%	13.4%
Per Share Data					
Earnings per common share – Basic	\$ 1.65	\$ 1.92	\$ 1.07	-14.1%	79.4%
Earnings per common share – Diluted	\$ 1.63	\$ 1.92	\$ 1.07	-15.1%	79.4%
Cash dividends paid on common shares ⁽²⁾	\$ 0.57	\$ 0.46	\$ 0.41	23.9%	12.2%
Book value at end of period	\$ 20.89	\$ 21.02	\$ 19.67	-0.6%	6.9%
Tangible book value at end of period ⁽³⁾	\$ 13.57	\$ 14.52	\$ 13.53	-6.5%	7.3%
Closing stock price	\$ 22.51	\$ 20.43	\$ 14.81	10.2%	37.9%
At Year End					
Total assets	\$ 2,059,108	\$ 1,918,050	\$ 1,794,161	7.4%	6.9%
Total investment securities	\$ 680,526	\$ 709,085	\$ 669,228	-4.0%	6.0%
Total loans	\$ 1,196,234	\$ 985,172	\$ 938,506	21.4%	5.0%
Total deposits	\$ 1,580,758	\$ 1,492,303	\$ 1,351,080	5.9%	10.5%
Common stockholders' equity	\$ 221,553	\$ 221,728	\$ 206,657	-0.1%	7.3%
Trust and brokerage assets under management	\$ 1,474,555	\$ 1,292,454	\$ 1,083,855	14.1%	19.2%
Financial Ratios					
Return on average assets	0.91%	1.11%	0.69%		
Return on average common stockholders' equity	7.92%	9.52%	5.61%		
Net interest margin	3.25%	3.39%	3.43%		
Efficiency ratio ⁽⁴⁾	71.90%	69.55%	68.98%		
Total risk-based capital ratio	13.78%	15.43%	16.20%		
Tangible common equity to tangible assets ⁽³⁾	7.26%	8.28%	8.22%		
Nonperforming assets to total assets	0.47%	0.76%	1.80%		

(1) Net interest income and non-interest income excluding gains/losses.

(2) Reflects amounts declared with respect to the earnings for the period indicated. Since Q2 2011, quarterly dividends are considered and declared during the first month following quarter-end.

(3) Excludes balance sheet impact of intangible assets acquired through acquisitions on both stockholders' equity and total assets.

(4) Non-interest expense (less intangible amortization) as a percentage of fully tax-equivalent net interest income plus non-interest income (excluding gains or losses on investment securities, asset disposals and other transactions).

A Message from the President and CEO

Fellow Shareholders,

We are well on our way to transforming Peoples Bancorp into a unique community bank. Our capabilities and sophistication allow us to compete against the large national banks. Yet, we've preserved our rich 112-year history of serving the financial needs of our local communities. Overall, we're very pleased with the progress made in 2013 and have positioned Peoples Bancorp for many years of success!

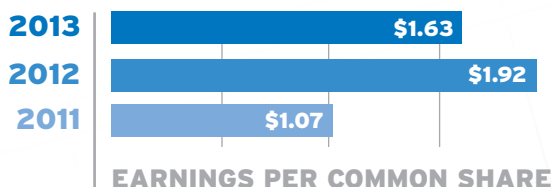
In the coming pages, you'll see examples of how we are working to differentiate our bank from our competitors. From our approach with customers to the sizable investments in our communities, we stand out because our promise of "Working Together. Building Success." not only applies to our customers, but to our employees, shareholders, and the communities we serve as well.

OUR PROGRESS

Over the past two years, we've made significant investments in our people, sales process, and branch renovations. In 2013, these investments began to produce positive results across the company. Our sales execution has improved, which has led to greater revenue generation. We are seeing more referral activity as our lines of businesses work together to help clients achieve their financial goals.

A few years ago in the midst of the Great Recession, we set an ambitious goal to become "The Best Community Bank in America." It's a lofty ambition, but we believe in aiming high! We are pleased to report the progress we have made in 2013. Our greatest achievement was our ability to grow the company organically despite major headwinds within the banking industry. Equally exciting was our continued success with acquisitions. We also were pleased to restore asset quality to pre-crisis levels.

We've come a long way and we have a long way to go. To us, the endpoint is being the bank of choice in the communities we serve. We believe a broad-based approach to financial services provides our clients and communities the best path to financial security. To achieve our goal of helping our customers with all of their finances, we provide comprehensive solutions for their investment, insurance, and banking needs. We can deliver this sophisticated suite of services in person with our dedicated professionals, or with the best contemporary electronic services, for those who seek these capabilities.



Chuck Sulerzyski, President and CEO

2013 RESULTS

In 2013, our net income was \$17.6 million, or \$1.63 per share, compared to \$20.4 million, or \$1.92 per share, in 2012. This modest decline was due to one-time costs for acquisitions and surrendering BOLI, which lowered 2013 earnings by \$3 million, or \$0.30 per share. However, we finished the year with meaningfully stronger revenue generation than at the start of the year. As a result, our earnings gained significant momentum in the second half of the year, highlighted by a 32% increase in fourth quarter earnings.

Key successes for 2013 included stronger than expected organic loan growth, improved revenue generation within our fee-based businesses, and restoration of our asset quality. We are proud of these accomplishments, given the challenges to profitability and growth in our industry.

The overall improvement in our performance also has translated into higher cash dividends for our common shareholders. Since 2011, the Board of Directors has increased the quarterly dividend rate four times – from \$0.10 per common share to \$0.15 per common share. The most recent increase occurred in early 2014. In total, the cash dividends paid with respect to 2013 earnings were \$0.57 per common share, up 24% from the \$0.46 per common share paid for 2012.

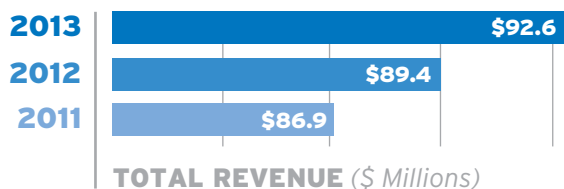
BUILDING THROUGH GROWTH

In 2013, we were active with our plans to grow through acquisitions. In the first half of the year, our insurance division completed transactions that added over \$2 million in annual insurance revenue and new sales talent. These transactions also allowed us to enter two new markets – Pikeville, Kentucky, and Jackson, Ohio.

Then in the fourth quarter, we completed our acquisition of Ohio Commerce Bank and its full-service banking office in the Cleveland, Ohio, suburb of Beachwood. This transaction allowed us to enter a very attractive market with a proven team. It also added nearly \$100 million in loans and \$110 million of deposits. This acquisition added valuable SBA lending expertise, which is being used throughout the company.

Throughout the year, we evaluated several other acquisition opportunities. Many of these we chose not to pursue given our disciplined approach that emphasizes protecting shareholder value and our company values. Our efforts led to our planned acquisition of Midwest Bancshares Inc. and its subsidiary, First National Bank of Wellston. We're pleased to have this opportunity to expand our presence in Jackson County, Ohio. Our future customers in the area will benefit from having access to our full array of products and services. This transaction also provides us with an excellent opportunity to leverage existing insurance relationships in the Jackson area.

Another significant accomplishment in 2013 was strong organic loan growth. Our credit team was very active in 2013, as production levels continued to increase. Because of these efforts, period-end loan balances grew 12% during 2013 - surpassing our 8% to 10% growth goal for the year. Adding the balances acquired from Ohio Commerce, our total 2013 loan growth was 21%. Even more noteworthy than the strong growth is the increased contribution from our consumer lending group. Non-mortgage balances increased 33% in 2013, which accounted for nearly one-third of the overall loan growth.



BUILDING SALES SUCCESS

A major area of focus for us over the past two years has been improving our sales culture and execution. In 2013, we began to see a return on the investments made. We also are seeing many positive results simply by executing better than the proverbial bank across the street.

In each of our lines of business, our associates are having richer dialogues with clients. These conversations have helped many clients make progress toward their financial goals. Greater teamwork is occurring across our business lines to ensure the clients are getting the expertise and advice they desire. Foot traffic within our branches also has remained steady, standing in contrast to the declining trend occurring with many banks.

In 2013, our retail banking business saw a 3.7% net increase in the number of checking accounts. What makes this growth more meaningful is how we achieved it. Most of our markets are not experiencing significant growth. So, we must attract customers from other banks to achieve growth. This is occurring by having deeper conversations and providing superior service - not by offering cash bonuses or other incentives like some of our competitors. Given our approach, we believe the customers will choose to stay with Peoples for many years to come.

BUILDING SUCCESSFUL PARTNERSHIPS

Another measure of our 2013 sales success is our cross-sell rate. Simply put, this is the number of products and services each household is using on average. We are pleased to have improved our cross-sell rate in 2013. At year-end 2013, our cross-sell rate was 5.5, up from 5.1 a year ago. This success is due largely to greater collaboration by our sales professionals within the local markets. Our philosophy is to establish long-lasting partnerships with clients. We aim to ensure clients are using the products and services that simplify their lives and help them achieve their financial goals. We're not focused merely on growing our business.

Our increased referral activity also is translating into meaningful growth in other areas. For example, most of our personal insurance sales today are a direct result of referrals from our branches. This increased activity was a contributing factor in the double-digit growth in our insurance revenue during 2013.

We also have been successful in breaking down barriers that are a hindrance to growth. In most banks, sales professionals are reluctant to create partnerships and cross business lines to serve clients. Rather, major in-fighting or competition with each other is commonplace. This has not been the case at Peoples. For example, our investment business added several new 401(k) plans during 2013. Most of this new business came from existing commercial banking and insurance clients. We're proud of this level of teamwork within our company.

For over 112 years, we've been committed to making a positive contribution to the communities we call home through strong partnerships. We take great pride, as we do each year, that in 2013 our associates volunteered their time with organizations ranging from national civic associations to local food banks. We're also pleased to provide significant financial support to organizations within our markets - both directly and through the Peoples Bancorp Foundation. We are excited about what we are doing together to help build successful communities.

POSITIONED FOR SUCCESS IN 2014

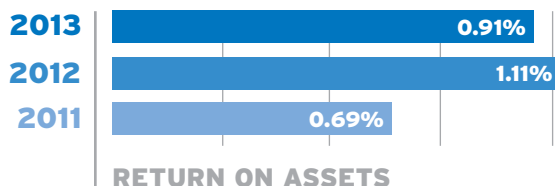
As we start 2014, we are already working to sustain the progress made with several strategic priorities in 2013. These include generating positive operating leverage every year, maintaining superior asset quality, and remaining prudent with the use of capital.

The lack of positive operating leverage in 2013 was disappointing. However, we're positioned to grow revenue much faster than expenses in 2014. We are confident we will achieve this goal. Our focus continues to be on growing revenue, rather than cutting expenses. We've built capacity to be a much bigger and better company. Our infrastructure is capable of driving meaningful revenue growth for many quarters to come.

As we focus on revenue growth, we also intend to remain disciplined with operating expenses. For 2014, we're expecting an increase in operating expenses. The additional expenses will be due largely to a full year's impact of the 2013 acquisitions, plus depreciation related to our \$5 million branch renovation project. Outside these items, we will be working to hold the line on expenses to ensure revenue growth exceeds expense growth by 1% to 2%. Our long-term goal is to widen this gap in future years and improve our overall efficiency.

During the Great Recession, our asset quality metrics fell to the bottom of our peer group. In 2013, we restored asset quality, and key metrics are now in the top-quartile. Our nonperforming assets are at their lowest point since year-end 2007. Loan loss recoveries also exceeded charge-offs in every quarter of 2013, which benefited our bottom line earnings. We believe our credit discipline will benefit us during future economic downturns. Our goal is to maintain key metrics in the top-quartile of our peer group - not just during the good times, but during the bad times too.

We have the resources and desire to grow by acquiring more banks in our footprint. Many smaller institutions are feeling the stress of lower net interest margins, lackluster loan demand, and increasing regulatory burden. We're having conversations on a regular basis, and many institutions view us as a great strategic partner. The combination of our community banking approach, broad insurance and investment capabilities, and cutting-edge electronic services is making us a partner of choice.



MEASURING SUCCESS IN 2014

Our focus for 2014 will be to continue the transition from being simply a good community bank to "The Best Community Bank in America." Our ability to achieve this aspiration will require a steadfast commitment to four key areas: responsible risk management, extraordinary client experience, profitable revenue growth, and maintaining a superior workforce.

Strong fee-based businesses continue to be a major asset for the company. Our fee revenue comprised 40% of 2013 total revenue. This was up from 39% in 2012. We have capabilities that many banks in our region lack, including some of the largest national banks. These include robust retirement plan services and comprehensive insurance products. This competitive advantage directly enhances our revenue growth potential.

Revenue growth also calls for meaningful loan growth each year. In 2013, we continued to invest in both our consumer and commercial lending areas, which led to increased loan

origination volumes. Looking to 2014 and beyond, we believe our loan origination volumes are capable of consistently generating annual loan growth of 5% to 10%.

When you combine meaningful loan growth with our strong fee revenue, we are confident in our ability to outperform most of our peers in terms of revenue generation. For 2014, we expect to grow total revenue by more than 10%.

In 2014, we will continue to pursue acquisition opportunities in all three lines of business - banking, insurance, and investments. Our management team is prepared to act quickly should a potential opportunity arise. We will remain disciplined with our approach to ensure transactions create long-term shareholder value. It would be disappointing not to announce any additional deals in 2014.

Overall, we remain committed to profitable growth of the company and building long-term shareholder value in an environment that fosters sound credit discipline, compliance, and operating controls. I am confident we will succeed through disciplined execution of our strategies and partnership with our clients and communities.

FINAL THOUGHTS

I close this letter with two personal notes.

First, after 23 years of service, current Director Pat Sauber has announced his plans to retire from the Board of Directors of both Peoples Bancorp and Peoples Bank effective with the 2014 Annual Meeting of Shareholders. On behalf of the entire Board of Directors, it's my privilege to thank Pat for his many years of service and to congratulate him on his upcoming retirement. His insight and leadership to our company will be missed. We are thankful for his dedication and wish him all the best in his retirement.

Lastly, we were saddened by the recent death of one of our director emeriti, Norman J. Murray. Norm served as a Director of Peoples Bancorp from 1980 until his retirement in 1999. During his 19 years of service, he was a valued member of the Board, providing thoughtful leadership and making many contributions to the success of the company. He will be missed by his family, friends, and former colleagues at Peoples.

We look forward to continuing to serve those of you who are our clients and rewarding those of you who are our shareholders.

All the best,


Chuck Sulerzyski, President and CEO

Chuck Sulerzyski, President and CEO



Adding Value and Ease

Building something different and adding value for our customers takes vision, effort and, sometimes, even physical change; it takes hard work to make life easier for customers. Each day we anticipate customer needs, prepare our teams, and seek ways to reach our goal of being "The Best Community Bank in America." Through a combination of new banking conveniences, more extensive and diverse insurance services, and our expanded wealth management resources, we are closer than ever to that goal.

ADDING VALUE

In 2013, we significantly enhanced the knowledge of our bankers so they can have deeper financial conversations to better address customers' needs. Numerous branch managers and personal bankers have completed the development program with Series 6 and 63 as well as Life & Health Insurance licenses.

In addition, we rolled out new processes and programs for investment Goal Planning and Monitoring that complement the skills and product offerings already in place. Goal Planning and Monitoring is a sophisticated, powerful and convenient tool designed to help build and manage retirement plans for clients.

Peoples Insurance Agency expanded our ability to offer group health insurance options for companies and their employees. As a full-service insurance agency, we have the expertise and resources to provide multiple carrier quotes and to assist customers in finding comprehensive and affordable coverage that is tailored to their needs.

ADDING EASE

Customers can now access online banking from their smartphone or tablet device via the Peoples Mobile app. Peoples Mobile provides customers around-the-clock account access and the convenience of being able to deposit their checks from anywhere, anytime, with their smartphone. With Peoples Mobile, customers can bank on the go: transfer funds, check account balances and transactions, find Peoples Bank locations and ATMs, and more. Adding to these 24/7 conveniences is our new online loan application process. From anywhere at anytime, you can manage your finances and apply for a personal or home loan.

Peoples Bank is committed to adding value and ease to everyday life and ensuring our customers' financial needs are supported by the convenience of service and expertise they would expect. We know what it takes to become "The Best Community Bank in America," and the ambitious journey is underway.





Randall and Melinda Holden, owners of Mister Bee

Managing Claims to Minimize a Crisis

At Peoples Bank, we are dedicated to helping local businesses build success, or in the case of Parkersburg, WV-area business, Mister Bee, rebuild success.

Established in 1951, the successful potato chip company was growing its business volumes and working on expansion plans when it became a Peoples Insurance client in February 2013. Disaster struck two and a half months later.

A fire destroyed the primary fryer at Mister Bee—the key piece of equipment in the production of the company’s chips. At that moment, the company’s ability to produce potato chips was in jeopardy. Fortunately, Mister Bee was insured through Peoples Insurance.

Peoples Insurance stepped up to help. Working with the insurance carrier to enable a quick and appropriate response, Peoples Insurance provided the key details and explanation of President Randall Holden’s needs and his critical situation. Through countless hours of claim mediation and support, Mister Bee’s claim was expedited, and numerous processing hurdles were overcome.

“I was amazed we were able to get the settlement as requested,” says Holden. “Peoples Insurance really positioned our claim to expedite the process. In addition, our adjustor made sure all business interruption expenses were handled promptly and appropriately.”

For Mister Bee, this type of fire claim could have resulted in substantial loss of business, a damaged reputation, and a reduction in product quality. But today, Mister Bee is fully functioning and has even upgraded its facility.

“Peoples Insurance Agency truly moved mountains for us and quite frankly, helped save our company.”

- Randall Holden, President of Mister Bee





Dan Atkinson, CEO of Muskingum Valley Health Centers

Building a Healthcare Center and the Financial Futures of its Staff

At Peoples Bank, we are dedicated to building stronger communities, and having access to quality healthcare services is key to any community's strength.

In Zanesville, Ohio, the Muskingum Valley Health Centers (MVHC) represent a community asset that serves thousands of community members. Peoples Bank is proud to be the partner ensuring their continued success.

"Peoples Bank is great," says Dan Atkinson, CEO of MVHC. "They saw what we were doing, believed in it, and reached out to ask: How can we help this succeed?"

In 2007, community leaders in Morgan and Muskingum counties identified a dramatic need for additional primary care services in the area. In 2008, funded through a Federally Qualified Health Center Grant, MVHC first opened its doors to begin its mission of "serving the underserved."

Working together with MVHC, Peoples Bank provided a key line of credit for new equipment. This line of credit was instrumental in MVHC being able to purchase a cutting-edge Electronic Medical Records System. "This is the best software program of its kind," explains Atkinson. "It really helps us improve the quality of care for our patients." Additionally, Peoples Bank helped provide the funding to outfit the facility's 38 exam rooms with beds and standard medical equipment, and furnished the new waiting rooms.

"That was just the beginning of our relationship," says Atkinson. In 2013, MVHC transitioned its 401(k) plan over to Peoples Bank. Having its 401(k) locally managed with experts close at hand was critically important to MVHC.

"Peoples Bank works closely with each new employee, providing a very in-depth orientation and one-on-one assistance. Their partnership and local presence is invaluable."

- Dan Atkinson, CEO of MVHC

With \$1.5 billion of assets under management, Peoples' Trust and Investment Services offers the size and strength needed with the personal care and local decision-making that many organizations seek.

"Our 401(k) was increasing in complexity and was becoming a corporate challenge. Peoples stepped in and, from the first moment, we felt at ease. Their administration team provided instant support and their preparation made every meeting efficient and productive. We knew we had the right, local partner," says Atkinson.

With their employee 401(k) plan in expert, local hands, MVHC believes that employees feel more confident in managing their retirement savings and appreciate the extra support and information that Peoples provides.





Dell Duncan, Peoples Bank Senior Vice President, Commercial Banking Market Leader; and Chuck Sulerzyski, Peoples Bank President & CEO

Redefining Our Footprint

Peoples Bank has a 112-year history in southeast Ohio. Over the years, we have expanded our footprint to include parts of West Virginia and Kentucky. Building on our rich history of community involvement, we continue to create a more visible and committed presence within each of our markets, existing and new. A combination of additional locations, refreshed branch offices, and new services allows us to improve the customer's experience and build their success each and every day.

NEW INSURANCE EXPERTISE

Adding new insurance agencies to Peoples Insurance helped to grow our insurance revenue, which now represents 14% of our total revenue base. It also provides unique opportunities to enter new markets, as well as expand our product reach in existing markets. In 2013, we added four insurance agencies which enhanced our expertise and created better diversity within our product mix. These new additions were:

Pikeville Insurance

- Pikeville, Kentucky
- Commercial Property and Casualty

McNelly Insurance

- Jackson, Ohio
- Employee benefits insurance

Jackson Insurance Brokerage

- Jackson and Chillicothe, Ohio
- Employee benefits insurance

FreedomChoice Benefits Group

- Jackson and Chillicothe, Ohio
- Employee benefits insurance

OHIO COMMERCE BANK

The acquisition of Ohio Commerce Bank provided an entry into the highly affluent Beachwood market situated in northern Ohio, along the I-77 corridor near Cleveland. In addition to its \$122 million of assets, this bank acquisition provides a solid platform for commercial banking. The expertise gained with SBA and small business lending fits our community banking approach and provides significant opportunities for our insurance and investment lines of business. Acquisitions of this type not only add depth to our associate team, they also provide growth opportunities for lines of business and complement our organic core market growth.

EXPANDING COMMERCIAL BANKING

2013 represented significant geographic expansion for our commercial banking team. Adding commercial bankers in Millersburg and Akron/Canton opens new Ohio markets. Millersburg is a vibrant Amish community that has significant commercial banking and lending opportunities that provide key growth potential.

The Akron/Canton area is a productive manufacturing area that fits our lending portfolio and introduces us to a market that responds well to community banking. The new commercial bankers, combined with the Charleston, WV, location added in 2012, expand our reach and provide opportunities to gain a foothold in attractive markets.

Building Market Opportunities

Our footprint, which is diverse geographically and demographically, provides unique opportunities for capturing growth from emerging businesses and several vibrant new economic development plans. Being active community leaders, we are attuned to the opportunities and are deeply involved in helping establish the foundations upon which the communities can prosper. Being responsible business leaders, we are building plans and supporting our associates in responding to the market with our products, services, and expertise.

OIL AND GAS

Wood County, WV, Guernsey County, OH, and the surrounding areas have experienced significant oil and gas activity in the past year. Our commercial banking, insurance, and trust & investment areas have developed a cohesive service offering to support the area's growth potential and economic impact. Land leasing and ongoing royalties can lead to significant deposit growth. In addition, the announcement of a potential multi-billion dollar ethylene production complex in Wood County, WV, could have an anticipated \$7 billion of economic impact which may reshape the area. Our Wood County branch locations will provide easy access and enable us to serve the people who will fill the 10,000 potential new jobs this complex is expected to create. Over the next 24 months, the market opportunity in this area is significant, and we are well positioned to capture the growth across all business lines.

BRANCH REDESIGN

In 2012, we launched a new brand that aligned our internal strengths with the needs and opportunities of the external marketplace. In 2013, we brought our new brand to life by extending it to our branch network in the form of an extensive \$5 million branch renovation project.

The branch redesign process represents a significant investment in our physical branches that yields more consistency, efficiency, and ease of doing business for our customers.

Each redesign incorporates a better utilization of office space and a "best-in-class" delivery channel to increase office visits and sales activity, both leading indicators of market growth and success. Customers will experience a more engaging environment that promotes our full-service capability and highlights our associate experts. Through the new design, we are increasing the focus on our full line of investment, insurance, and banking services.

ZANESVILLE RELOCATION

In December 2013, we relocated our Zanesville office. This decision was in response to customer feedback. Our new office is now located in the heart of Zanesville. Additionally, the layout of the office space is better organized so customers can access our full-service offerings more easily. This relocation is one example of how we are striving to be "The Best Community Bank in America."



10" SCH. 40 CONC.
FILLED STL. PIPE

SLOPE TO DRAIN

1/2"

1/2"

Building Our Key Resource

Creating a best-in-class experience for our customers means developing best-in-class associates. Through a strong coaching and mentoring culture, and continuous efforts to support our associates' community involvement, we are building success for our customers and communities.

MENTORING AND COACHING

Our nearly 600 associates are the lifelines to our customers, and they maintain the connection to our communities. Knowing that each associate benefits from internal support and opportunity, we have built a culture of mentoring and coaching within our entire organization. Continuous skill improvement and incremental gains in productivity and effectiveness are priorities for our team. Building and supporting teamwork among our business lines ensures that we can work together side by side with our customers in their pursuit of financial success.

DEVELOPING LEADERS

The key to a vibrant organization is acknowledgement of success and providing opportunity for growth. Our Professional Development program is designed to educate our future leaders through a progressive program of involvement and training in all areas of our bank's operations. The result is a continuous pipeline of talented leaders and abundant opportunity for our associates to grow and excel.

COMMUNITY ENGAGEMENT

In 2013, the Peoples Bancorp Foundation awarded more grants and contributions than ever since its formation in 2004. Supporting our communities by encouraging our associates' community involvement is an integral component to our success and creates the connections we have in each market. What we are most proud of is the participation of our associates and the impact they've had on our communities.

Being a good "community corporate citizen" means investing time, effort, and money to support community initiatives. Our associates are actively involved in community



leadership positions in chambers of commerce, community development associations, charitable organizations, educational groups, and more. To make sure our team can make an impact in our communities, we support them by providing time, opportunity, encouragement, facilities, donations from the bank, and funds from our community foundation.

EMPLOYEE ENGAGEMENT

To build a strong team, it takes everyone working together and focusing on the same initiatives and goals. As part of our culture of mentoring and coaching, we regularly conduct an Employee Engagement Survey to measure our progress and identify opportunities for us to grow as an organization. In 2013, we had an amazing response rate of 86%. Our results demonstrated measurable increases in satisfaction in communications, clarity of expectations, and effective sharing of the bank's mission and objectives. Every line of business utilizes the survey results in their coaching efforts to help make Peoples a better place to work. We firmly believe that when we listen to our team and work to improve as a company, our associates will be more engaged. Engaged associates provide a first-class customer experience.

FORM 10-K

(Mark One)

ANNUAL REPORT PURSUANT TO SECTION 13 OR 15(d) OF THE SECURITIES EXCHANGE ACT OF 1934
For the fiscal year ended December 31, 2013

OR

TRANSITION REPORT PURSUANT TO SECTION 13 OR 15(d) OF THE SECURITIES EXCHANGE ACT OF 1934
For the transition period from ____ to ____

Commission File Number: 0-16772



PEOPLES BANCORP INC.

(Exact name of registrant as specified in its charter)

Ohio (State or other jurisdiction of incorporation or organization)	31-0987416 (I.R.S. Employer Identification No.)
138 Putnam Street, PO Box 738, Marietta, Ohio (Address of principal executive offices)	45750-0738 (Zip Code)
Registrant's telephone number, including area code:	(740) 373-3155
Securities registered pursuant to Section 12(b) of the Act: Title of each class	Name of each exchange on which registered
Common shares, without par value	NASDAQ Stock Market
Securities registered pursuant to Section 12(g) of the Act:	None

Indicate by check mark if the registrant is a well-known seasoned issuer, as defined in Rule 405 of the Securities Act. Yes No

Indicate by check mark if the registrant is not required to file reports pursuant to Section 13 or Section 15(d) of the Act. Yes No

Indicate by check mark whether the registrant (1) has filed all reports required to be filed by Section 13 or 15(d) of the Securities Exchange Act of 1934 during the preceding 12 months (or for such shorter period that the registrant was required to file such reports), and (2) has been subject to such filing requirements for the past 90 days. Yes No

Indicate by check mark whether the registrant has submitted electronically and posted on its corporate Web site, if any, every Interactive Data File required to be submitted and posted pursuant to Rule 405 of Regulation S-T during the preceding 12 months (or for such shorter period that the registrant was required to submit and post such files). Yes No

Indicate by check mark if disclosure of delinquent filers pursuant to Item 405 of Regulation S-K is not contained herein, and will not be contained, to the best of registrant's knowledge, in definitive proxy or information statements incorporated by reference in Part III of this Form 10-K or any amendment to this Form 10-K.

Indicate by check mark whether the registrant is a large accelerated filer, an accelerated filer, a non-accelerated filer, or a smaller reporting company. See the definitions of "large accelerated filer," "accelerated filer" and "smaller reporting company" in Rule 12b-2 of the Exchange Act.

Large accelerated
filer

Accelerated filer

Non-accelerated filer
(Do not check if a smaller
reporting company)

Smaller reporting company

Indicate by check mark whether the registrant is a shell company (as defined in Rule 12b-2 of the Act). Yes No

As of June 28, 2013, the aggregate market value of the registrant's Common Shares (the only common equity of the registrant) held by non-affiliates was \$215,454,000 based upon the closing price as reported on The NASDAQ Global Select Market. For this purpose, executive officers and directors of the registrant are considered affiliates.

Indicate the number of shares outstanding of each of the registrant's classes of common stock as of the latest practicable date:
10,900,227 common shares, without par value, at February 26, 2014.

Document Incorporated by Reference:

Portions of Registrant's definitive Proxy Statement relating to the Annual Meeting of Shareholders to be held April 24, 2014, are incorporated by reference into Part III of this Annual Report on Form 10-K.

TABLE OF CONTENTS

PART I

ITEM 1.	Business	3
ITEM 1A.	Risk Factors	15
ITEM 1B.	Unresolved Staff Comments	21
ITEM 2.	Properties	21
ITEM 3.	Legal Proceedings	22
ITEM 4.	Mine Safety Disclosures (not applicable)	22

PART II

ITEM 5.	Market for Registrant's Common Equity, Related Stockholder Matters and Issuer Purchases of Equity Securities	23
ITEM 6.	Selected Financial Data	26
ITEM 7.	Management's Discussion and Analysis of Financial Condition and Results of Operations	28
ITEM 7A.	Quantitative and Qualitative Disclosures About Market Risk	61
ITEM 8.	Financial Statements and Supplementary Data	61
ITEM 9.	Changes in and Disagreements with Accountants on Accounting and Financial Disclosures	61
ITEM 9A.	Controls and Procedures	61
ITEM 9B.	Other Information	61

PART III

ITEM 10.	Directors, Executive Officers and Corporate Governance	110
ITEM 11.	Executive Compensation	111
ITEM 12.	Security Ownership of Certain Beneficial Owners and Management and Related Stockholder Matters	111
ITEM 13.	Certain Relationships and Related Transactions, and Director Independence	112
ITEM 14.	Principal Accountant Fees and Services	112

PART IV

ITEM 15.	Exhibits and Financial Statement Schedules	113
--------------------------	--	---------------------

SIGNATURES	114
----------------------------	---------------------

EXHIBIT INDEX	115
-------------------------------	---------------------

As used in this Annual Report on Form 10-K (“Form 10-K”), “Peoples” refers to Peoples Bancorp Inc. and its consolidated subsidiaries collectively, except where the context indicates the reference relates solely to the registrant, Peoples Bancorp Inc. Unless otherwise indicated, all note references contained in this Form 10-K refer to the Notes to the Consolidated Financial Statements included immediately following Item 9B of this Form 10-K.

PART I

ITEM 1. BUSINESS

Corporate Overview

Peoples Bancorp Inc. is a financial holding company and was organized in 1980. Peoples operates principally through its wholly-owned subsidiary, Peoples Bank, National Association (“Peoples Bank”). As of the date of this Form 10-K, Peoples' other wholly-owned subsidiary was Peoples Investment Company. Peoples Bank's operating subsidiaries included Peoples Insurance Agency, LLC (“Peoples Insurance”) and PBNA, L.L.C., an asset management company. Peoples Investment Company owned Peoples Capital Corporation.

Peoples Bank was first chartered in 1902 as an Ohio banking corporation under the name “The Peoples Banking and Trust Company” in Marietta, Ohio, and was later reorganized as a national banking association under its current name in 2000. Peoples Insurance was first chartered in 1994 as an Ohio corporation under the name “Northwest Territory Property and Casualty Insurance Agency, Inc.” In late 1995, Peoples Insurance was awarded insurance agency powers in the State of Ohio, becoming the first insurance agency in Ohio to be affiliated with a financial institution. In 2009, Peoples Insurance was converted from an Ohio corporation to an Ohio limited liability company under its current name.

Peoples Investment Company, its subsidiary, Peoples Capital Corporation, and PBNA, L.L.C. were formed in 2001 to optimize Peoples' consolidated capital position and provide new investment opportunities as a means of enhancing profitability. These opportunities include, but are not limited to, investments in low-income housing tax credit funds or projects, venture capital and other higher risk investments, which are either limited or restricted as investments by Peoples Bank. Presently, the operations of these companies do not represent a material part of Peoples' overall business activities.

Business Overview

Peoples makes available a complete line of banking, investment, insurance and trust solutions through its financial units – Peoples Bank and Peoples Insurance. These products and services include the following:

- various demand deposit accounts, savings accounts, money market accounts and certificates of deposit
- commercial, consumer and real estate mortgage loans (both commercial and residential) and lines of credit
- debit and automated teller machine (“ATM”) cards
- corporate and personal trust services
- safe deposit rental facilities
- money orders and cashier's checks
- full range of life, health and property and casualty insurance products
- custom-tailored fiduciary and wealth management services

Peoples' financial products and services are offered through its financial service locations and ATMs in Ohio, West Virginia and Kentucky, as well as telephone and internet-based banking through both personal computers and mobile devices. Brokerage services are offered exclusively through an unaffiliated registered broker-dealer located at Peoples Bank's offices. Peoples also makes available credit cards to consumers and businesses, as well as merchant credit card processing services, through joint marketing arrangements with third parties.

Peoples' business activities are currently confined to one reporting unit and reportable segment, which is community banking. For a discussion of Peoples' financial performance for the fiscal year ended December 31, 2013, see Peoples' Consolidated Financial Statements and Notes to the Consolidated Financial Statements found immediately following Item 9B of this Form 10-K.

Peoples has a history of expanding its business, including its customer base and primary market area, through a combination of internal growth and targeted acquisitions. The internal growth has included the opening of *de novo* banking and loan production offices located in or near Peoples' existing market area. Acquisitions have consisted of traditional banking offices, both individually and as part of entire institutions, insurance agencies and financial advisory books of business. The primary objectives of Peoples' expansion efforts include: (1) provide opportunities to integrate non-traditional products and services, such as insurance and investments, with the traditional banking products offered to its clients; (2) increase market share in existing markets; (3) expand Peoples' core financial service businesses of banking, insurance and

wealth management; and (4) improve operating efficiency by redirecting resources to offices and markets with greater growth potential.

Recent Corporate Developments

On January 21, 2014, Peoples announced that it entered into an Agreement and Plan of Merger dated January 21, 2014 (the "Midwest Agreement") with Midwest Bancshares, Inc. ("Midwest"). The Midwest Agreement calls for Midwest to merge into Peoples, and for Midwest's wholly-owned subsidiary, First National Bank of Wellston, which operates two full-service branches in Wellston and Jackson, Ohio, to merge into Peoples' wholly-owned subsidiary, Peoples Bank. Additional information can be found in Note 18 of the Notes to the Consolidated Financial Statements.

Primary Market Area and Customers

Peoples considers its primary market area to consist of the counties where it has a physical presence and neighboring counties. Peoples currently has a physical presence in the counties of Athens, Cuyahoga, Fairfield, Franklin, Gallia, Guernsey, Jackson, Meigs, Morgan, Muskingum, Noble, Tuscarawas and Washington in Ohio; Cabell, Kanawha, Mason, Tyler, Wetzel and Wood in West Virginia; and Boyd, Greenup and Pike in Kentucky. This market area encompasses the Metropolitan Statistical Areas ("MSA") of Parkersburg-Marietta-Vienna, WV-OH, Charleston, WV and Huntington-Ashland, WV-KY-OH, and portions of the Cleveland-Elyria-Mentor, OH and Columbus, OH MSAs. This primary market area largely consists of rural or small urban areas with a diverse group of industries and employers. Principal industries in this area include health care, education and other social services; plastics, petrochemical and other manufacturing; oil, gas and coal production; and tourism and other service-related industries. In addition, this market area overlaps both the Marcellus and Utica shale formations, which are being explored for oil and natural gas. As a result, economic activity within Peoples' primary market area has been increasing steadily which is causing lower unemployment in Ohio and West Virginia, as well as creating growth opportunities for Peoples. Because of this diversity, Peoples is not dependent upon any single industry segment for its business opportunities.

Lending Activities

Peoples Bank originates various types of loans, including commercial and commercial real estate loans, real estate construction loans, residential real estate loans, home equity lines of credit, and consumer loans. Peoples Bank's lending activities are focused principally on lending opportunities within its primary market areas, although Peoples Bank occasionally originates loans outside its primary markets related to existing customer relationships. In general, Peoples Bank retains the majority of loans it originates; however, certain longer-term fixed-rate mortgage loan originations, primarily one-to-four family residential mortgages, are sold into the secondary market.

Peoples Bank's loans consist of credits to borrowers spread over a broad range of industrial classifications. At December 31, 2013, Peoples Bank had no concentration of loans to borrowers engaged in the same or similar industries that exceeded 10% of total loans nor had any loans outstanding to non-U.S. entities.

Legal Lending Limit

Federal regulations impose a limit on the aggregate amount a financial institution may lend to one borrower, including certain related or affiliated borrowers. This legal lending limit is generally 15% of the institution's total capital, as defined by risk-based capital regulations, plus any allowance for loan losses not already included in total capital. At December 31, 2013, Peoples Bank's legal lending limit was \$27.0 million. During 2013, Peoples Bank did not extend credit to any one borrower or group of affiliated borrowers in excess of its legal lending limit.

Commercial Lending

Commercial, financial and agricultural loans ("commercial loans"), including loans secured by commercial real estate, represent the largest portion of Peoples' total loan portfolio, comprising approximately 57.1% of total loans at December 31, 2013. Commercial lending inherently involves a significant degree of risk of loss since commercial loan relationships generally involve larger loan balances than other loan classes. Additionally, repayment of commercial loans normally depends on adequate cash flows of a business, which can be negatively impacted by adverse changes in the general economy or in a specific industry.

Commercial Lending Practices. Loan terms include amortization schedules and interest rates commensurate with the purpose of each loan, the identified source of repayment and the risk involved. The majority of Peoples Bank's commercial loans carry variable interest rates equal to an underlying index rate plus a margin. Peoples Bank occasionally originates commercial loans with fixed interest rates for periods generally ranging from 3 to 10 years. The primary analytical technique used in determining whether to grant a commercial loan is the review of a schedule of cash flows to evaluate whether the borrower's anticipated future cash flows will be adequate to service both interest and principal due.

On an annual basis, and at other times as warranted, Peoples Bank evaluates all loan relationships whose aggregate debt to Peoples Bank is greater than \$1,000,000 for possible credit deterioration. This loan review process provides Peoples Bank with opportunities to identify potential problem loans and take proactive actions to assure repayment of the loan or minimize Peoples Bank's risk of loss, such as reviewing the relationship more frequently based upon the loan quality rating and aggregate debt outstanding. Upon detection of the reduced ability of a borrower to meet cash flow obligations, the loan is reviewed for possible downgrading or placement on nonaccrual status. Loan relationships whose aggregate debt to Peoples Bank is equal to or less than \$1,000,000 are reviewed on an event driven basis. Triggers for review include knowledge of adverse events affecting the business, receipt of financial statements indicating deteriorating credit quality and other events.

Construction Loans

Peoples Bank originates various construction loans to provide temporary financing during the construction phase for commercial and residential properties. At December 31, 2013, outstanding construction loans comprised 4.0% of Peoples' loan portfolio. Construction financing is generally considered to involve the highest risk since Peoples Bank is dependent largely upon the accuracy of the initial estimate of the property's value at completion of construction and the estimated cost (including interest) of construction. If the estimated construction cost proves to be inaccurate, Peoples Bank may be required to advance funds beyond the amount originally committed to enable completion of the project. If the estimate of value proves inaccurate, Peoples Bank may be confronted, at or prior to the maturity of the loan, with a project having a value insufficient to ensure full repayment, should the borrower default. In the event a default on a construction loan occurs and foreclosure follows, Peoples Bank must take control of the project and attempt to either arrange for completion of construction or dispose of the unfinished project. In certain cases, such as real estate development projects, repayment of construction loans occurs as a result of subsequent sales of the developed real estate. Additional risk exists as the developer may lack funds to pay the loan if the property is not sold upon completion.

Construction Lending Practices. Peoples Bank's construction lending is focused primarily on commercial and residential projects of select real estate developers and homebuilders. These projects include the construction of office, retail or industrial complexes and real estate development for either residential or commercial uses. The underwriting criteria for construction loans are generally the same as for non-construction loans.

To mitigate the risk of construction lending, Peoples Bank requires periodic site inspections by a construction loan manager, appraiser or architect to ensure appropriate completion of the project prior to any disbursements. Construction loans are structured to provide sufficient time to complete construction, including consideration for weather or other variables that influence completion time, although Peoples Bank generally requires the term to be less than two years.

Real Estate Loans

While commercial loans comprise the largest portion of Peoples' loan portfolio, generating residential real estate loans remains a major focus of Peoples' lending efforts, whether the loans are ultimately sold into the secondary market or retained in Peoples' loan portfolio. At December 31, 2013, portfolio residential real estate loans comprised 22.5% of total loans. Peoples also had \$1.7 million of residential real estate loans held for sale and was servicing \$341.2 million of loans, consisting primarily of one-to-four family residential mortgages, previously sold in the secondary market.

Peoples Bank originates both fixed-rate and adjustable-rate real estate loans. Typically, the longer-term fixed-rate real estate loans are sold in the secondary market, with Peoples retaining servicing rights on those loans. In select cases, Peoples Bank may retain certain fixed-rate real estate loans or sell the loans without retaining the servicing rights.

Real Estate Lending Practices. Peoples Bank typically requires residential real estate loan amounts to be no more than 80% of the purchase price or the appraised value of the real estate securing the loan, whichever is lower, unless private mortgage insurance is obtained by the borrower for the percentage exceeding 80%. In limited circumstances, Peoples Bank may lend up to 100% of the appraised value of the real estate, although such lending currently is limited to loans that qualify under established federally backed rural housing programs. The risk conditions of real estate loans are considered during underwriting for the purposes of establishing an interest rate commensurate with the risks inherent in mortgage lending and the remaining equity of the home, if any.

Real estate loans are typically secured by first mortgages with evidence of title in favor of Peoples Bank in the form of an attorney's opinion of the title or a title insurance policy. Peoples Bank also requires proof of hazard insurance, with Peoples Bank named as the mortgagee and loss payee. Licensed appraisals are required for all real estate loans.

Home Equity Lines of Credit

Peoples Bank originates home equity lines of credit that provide consumers with greater flexibility in financing personal expenditures. At December 31, 2013, outstanding home equity lines of credit comprised 5.0% of Peoples' total loans. Peoples Bank currently offers home equity lines of credit with a prime-based variable rate for the entire 10-year term of the loan. Peoples Bank also offers a home equity line of credit whose terms include a fixed rate for the first five years which converts to a variable interest rate for the remaining five years. At December 31, 2013, total outstanding principal balances and available credit amounts of these convertible rate home equity lines of credit were \$17.9 million and \$20.0 million, respectively, and the weighted-average remaining maturity was 6.6 years. The average original loan amount for these convertible rate home equity lines of credit was approximately \$31,000 at December 31, 2013.

Home Equity Lending Practices. Home equity lines of credit are generally made as second mortgages by Peoples Bank.

The maximum amount of a home equity line of credit is generally limited to 80% of the appraised value of the property less the balance of the first mortgage. Peoples Bank may lend up to 90% of the appraised value of the property at higher interest rates that are commensurate with the additional risk being assumed in these situations.

The home equity lines of credit are written with ten-year terms and are subject to review upon request for renewal.

Consumer Lending

Peoples Bank's consumer lending activities primarily involve loans secured by automobiles, boats, recreational vehicles and other personal property. At December 31, 2013, consumer loans comprised 11.3% of Peoples' loan portfolio.

Consumer Lending Practices. Consumer loans generally involve more risk as to collectability than real estate mortgage loans because of the type and nature of the collateral and, in certain instances, the absence of collateral. As a result, consumer lending collections are dependent upon the borrower's continued financial stability, and are at more risk from adverse changes in personal circumstances. In addition, application of various state and federal laws, including bankruptcy and insolvency laws, could limit the amount that may be recovered under these loans. Credit approval for consumer loans typically requires demonstration of sufficiency of income to repay principal and interest due, stability of employment, an established credit record and sufficient collateral for secured loans. It is the policy of Peoples Bank to review its consumer loan portfolio monthly and to charge-off loans that do not meet its standards, and to adhere strictly to all laws and regulations governing consumer lending. A qualified compliance officer is responsible for monitoring regulatory compliance performance and for advising and updating loan personnel.

Peoples Bank makes available optional credit life insurance, and accident and health insurance to all qualified borrowers, thus reducing risk of loss when a borrower's income is terminated or interrupted due to an accident, disability or death.

Overdraft Privilege

Peoples Bank grants Overdraft Privilege to qualified customers. Overdraft Privilege is a service that provides overdraft protection to retail deposit customers by establishing an Overdraft Privilege amount. After a 30-day waiting period to verify account activity, each new checking account usually receives an Overdraft Privilege amount of either \$400 or \$700, based on the type of account and other parameters. Once established, customers are permitted to overdraw their checking account at Peoples Bank's discretion, up to their Overdraft Privilege limit, with each item being charged Peoples Bank's regular overdraft fee. Customers repay the overdraft with their next deposit. Overdraft Privilege is designed to allow Peoples Bank to fill the void between traditional overdraft protection, such as a line of credit, and "check cashing stores". Under federal banking regulations, Peoples Bank is required to obtain the consent of its customers in order to apply Overdraft Privilege to ATM and one-time debit card transactions. While Overdraft Privilege generates fee income, Peoples maintains an allowance for losses from checking accounts with overdrafts deemed uncollectible. This allowance, along with the related provision and net charge-offs, is included in Peoples' allowance for loan losses.

Investment Activities

At December 31, 2013, investment securities comprised 33.0% of Peoples' total assets. The majority of Peoples' investment activities are conducted through Peoples Bank, although Peoples and its non-banking subsidiaries engage in investment activities from time to time. Investment activity by Peoples Bank is subject to certain regulatory guidelines and limitations on the types of securities eligible for purchase. As a result, the investment securities owned by Peoples Bank include obligations of the U.S. Treasury, agencies and corporations of the U.S. government, including mortgage-backed securities, bank eligible obligations of any state or political subdivision in the U.S. and bank eligible corporate obligations, including private-label mortgage-backed securities. The investments owned by Peoples are comprised of common stocks issued by various unrelated banking holding companies. The investments owned by Peoples' non-banking subsidiaries

currently consist of tax credit funds, corporate obligations, municipal obligations and privately issued mortgage-backed securities.

Peoples' investment activities are governed internally by a written, Board of Directors approved policy, which is administered by Peoples' Asset-Liability Management Committee ("ALCO"). The primary purpose of Peoples' investment portfolio is to: (1) employ excess funds not needed for loan demand; (2) provide a source of liquid assets to accommodate unanticipated deposit and loan fluctuations and overall liquidity needs; (3) provide eligible securities to secure public and trust funds; and (4) earn the maximum overall return commensurate with the investment's risk and corporate needs. Investment strategies to achieve these objectives are reviewed and approved by the ALCO. In its evaluation of investment strategies, the ALCO considers various factors, including the interest rate environment, balance sheet mix, actual and anticipated loan demand, funding opportunities and Peoples' overall interest rate sensitivity. The ALCO also has much broader responsibilities, which are discussed in the "Interest Rate Sensitivity and Liquidity" section of "Management's Discussion and Analysis of Financial Condition and Results of Operations" included in Item 7 of this Form 10-K.

Funding Sources

Peoples' primary sources of funds for lending and investing activities are interest-bearing and non-interest-bearing deposits. Cash flows from both the loan and investment portfolios, which include scheduled payments, as well as prepayments, calls and maturities, also provide a relatively stable source of funds. Peoples also utilizes a variety of short-term and long-term borrowings to fund asset growth and satisfy liquidity needs. Peoples' funding sources are monitored and managed through Peoples' asset-liability management process, which is discussed further in the "Interest Rate Sensitivity and Liquidity" section of "Management's Discussion and Analysis of Financial Condition and Results of Operation" included in Item 7 of this Form 10-K.

The following is a brief description of the various sources of funds utilized by Peoples:

Deposits

Peoples obtains deposits principally from individuals and businesses within its primary market area by offering a broad selection of deposit products to clients. Retail deposit account terms vary with respect to the minimum balance required, the time the funds must remain on deposit and service charge schedules. Interest rates paid on specific deposit types are determined based on (1) the interest rates offered by competitors, (2) the anticipated amount and timing of funding needs, (3) the availability and cost of alternative sources of funding, and (4) the anticipated future economic conditions and interest rates. Retail deposits are attractive sources of funding because of their stability and relative cost, in addition to providing opportunities for Peoples to build long-term client relationships through the cross-selling of its other products and services.

Peoples also offers its customers the ability to receive up to \$30 million in federal deposit insurance coverage for certificates of deposit ("CDs") through the Certificate of Deposit Account Registry Service ("CDARS") program. Under this program, funds from large customer deposits are placed into CDs issued by other members of the CDARS network in increments below the federal deposit insurance limits to ensure both principal and interest remain eligible for insurance.

Peoples occasionally obtains deposits from clients outside Peoples' primary market area, generally in the form of CDs and often through deposit brokers. These deposits are used to supplement Peoples' retail deposits to fund loans originated to customers located outside Peoples' primary market area, as well as provide diversity in funding sources. While these deposits may carry slightly higher interest costs than other wholesale funds, they do not require Peoples to secure the funds with collateral, unlike most other borrowed funds.

Additional information regarding the amounts and composition of Peoples' deposits can be found in the "Deposits" section of "Management's Discussion and Analysis of Financial Condition and Results of Operation" included in Item 7 of this Form 10-K and in Note 8 of the Notes to the Consolidated Financial Statements.

Borrowed Funds

Peoples obtains funds through a variety of short-term and long-term borrowings, which typically include advances from the Federal Home Loan Bank of Cincinnati ("FHLB"), Federal Funds purchased, advances from the Federal Reserve Discount Window, and repurchase agreements. Occasionally, Peoples obtains funds from unrelated financial institutions in the form of term loans or revolving lines of credit. Short-term borrowings are used generally to manage Peoples' daily liquidity needs since they typically may be repaid, in whole or part, at any time without a penalty. Long-term borrowings provide cost-effective options for funding asset growth and satisfying capital needs, due to the variety of pricing and maturity options available.

Additional information regarding the amounts and composition of Peoples' borrowed funds can be found in the "Borrowed Funds" section of "Management's Discussion and Analysis of Financial Condition and Results of Operation" included in Item 7 of this Form 10-K and in Notes 9 and 10 of the Notes to the Consolidated Financial Statements.

Competition

Peoples experiences intense competition within its primary market area due to the presence of several national, regional and local financial institutions and other service providers, including finance companies, insurance agencies and mutual funds. Competition within the financial services industry continues to increase as a result of mergers between, and expansion of, financial services providers within and outside of Peoples' primary market areas. In addition, the deregulation of the financial services industry (see the discussion of the Gramm-Leach-Bliley Act of 1999 in the section of this item captioned "Supervision and Regulation – Bank Holding Company Act") has allowed securities firms and insurance companies that have elected to become financial holding companies to acquire commercial banks and other financial institutions, which can create additional competitive pressure.

Peoples primarily competes based on client service, convenience and responsiveness to customer needs, available products, rates of interest on loans and deposits, and the availability and pricing of trust, brokerage and insurance services. However, some competitors may have greater resources and, as such, higher lending limits than Peoples, which adversely affects Peoples' ability to compete. Peoples' business strategy includes the use of a "needs-based" sales and service approach to serve customers and incentives intended to promote customers' continued use of multiple financial products and services. In addition, Peoples continues to emphasize the integration of traditional commercial banking products with non-traditional financial products, such as insurance and investment products.

Peoples historically has focused on providing its full range of products and services in smaller metropolitan markets rather than major metropolitan areas. While management believes Peoples has developed a level of expertise in serving the financial service needs of smaller communities, Peoples' primary market area has expanded into larger metropolitan areas, such as central and northeastern Ohio. These larger areas typically contain entrenched service providers with an existing customer base much larger than Peoples' initial entry position. As a result, Peoples may be forced to compete more aggressively in order to grow its market share in these areas, which could reduce current and future profit potential from such markets.

Employees

At December 31, 2013, Peoples had 546 full-time equivalent employees.

Intellectual Property and Proprietary Rights

Peoples has registered the service marks "Peoples Bank (with logo)", "Peoples Bancorp", "Peoples Bank", Peoples in motion logo consisting of three arched ribbons, "Working Together. Building Success." and "peoplesbancorp.com" with the U.S. Patent and Trademark Office. These service marks currently have expiration dates ranging from 2016 to 2021. Peoples may renew the registrations of service marks with the U.S. Patent and Trademark Office generally for additional 10-year periods indefinitely, provided it continues to use the service marks and files appropriate maintenance and renewal documentation with the U.S. Patent and Trademark Office at the times required by the federal trademark laws and regulations.

Peoples has a proprietary interest in the Internet domain name "pebo.com". Internet domain names in the U.S. and in foreign countries are regulated, but the laws and regulations governing the Internet are continually evolving.

Supervision and Regulation

Peoples and its subsidiaries are subject to extensive supervision and regulation by federal and state agencies. The regulation of financial holding companies and their subsidiaries is intended primarily for the protection of consumers, depositors, borrowers, the federal Deposit Insurance Fund and the banking system as a whole, and not for the protection of shareholders. The following is a summary of the regulatory agencies, statutes and related regulations that have, or could have, a material impact on Peoples' business. This discussion is qualified in its entirety by reference to such regulations and statutes.

Financial Holding Company

Peoples is a legal entity separate and distinct from its subsidiaries and affiliated companies. As a financial holding company, Peoples is subject to regulation under the Bank Holding Company Act of 1956, as amended (the "BHC Act"), and to inspection, examination and supervision by the Board of Governors of the Federal Reserve System (the "Federal Reserve Board").

The Federal Reserve Board also has extensive enforcement authority over financial holding companies. In general, the Federal Reserve Board may initiate enforcement actions for violations of laws and regulations and unsafe or unsound practices. The Federal Reserve Board may assess civil money penalties, issue cease and desist or removal orders, and require that a financial holding company divest subsidiaries, including subsidiary banks. Peoples is also required to file reports and other information with the Federal Reserve Board regarding its business operations and those of its subsidiaries.

Subsidiary Bank

Peoples Bank is subject to regulation and examination primarily by the Office of the Comptroller of the Currency (the "OCC") and secondarily by the Federal Reserve Board and the Federal Deposit Insurance Corporation (the "FDIC"). OCC regulations govern permissible activities, capital requirements, dividend limitations, investments, loans and other matters. The OCC has the authority to impose sanctions on Peoples Bank and, under certain circumstances, may place Peoples Bank into receivership.

Peoples Bank is subject to certain restrictions imposed by the Federal Reserve Act and Federal Reserve Board regulations regarding such matters as the maintenance of reserves against deposits, extensions of credit to the financial holding company or any of its subsidiaries, investments in the stock or other securities of the financial holding company or its subsidiaries, and the taking of such stock or securities as collateral for loans to any borrower.

The Dodd-Frank Wall Street Reform and Consumer Protection Act of 2010 (the "Dodd-Frank Act"), signed into law in 2010, created the Consumer Financial Protection Bureau (the "CFPB"), which regulates consumer financial products and services, and certain financial services providers. The CFPB is authorized to prevent unfair, deceptive or abusive acts or practices, and ensures consistent enforcement of laws so that consumers have access to fair, transparent and competitive markets for consumer financial products and services. The CFPB has rulemaking and interpretive authority.

Non-Banking Subsidiaries

Peoples' non-banking subsidiaries are also subject to regulation by the Federal Reserve Board and other applicable federal and state agencies. Peoples Insurance, as a licensed insurance agency, is subject to regulation by the Ohio Department of Insurance and the state insurance regulatory agencies of those states where it may conduct business.

Other Regulatory Agencies

Securities and Exchange Commission ("SEC") and The NASDAQ Stock Market LLC ("NASDAQ"). Peoples is also under the jurisdiction of the SEC and certain state securities commissions for matters relating to the offering and sale of its securities. Peoples is subject to the registration, disclosure and regulatory requirements of the Securities Act of 1933, as amended (the "Securities Act"), and the Securities Exchange Act of 1934, as amended (the "Exchange Act"), and the regulations promulgated thereunder, as administered by the SEC. Peoples' common shares are listed with NASDAQ under the symbol "PEBO" and Peoples is subject to the rules for NASDAQ listed companies.

Federal Home Loan Bank. Peoples Bank is a member of the FHLB, which provides credit to its members in the form of advances. As a member of the FHLB, Peoples Bank must maintain an investment in the capital stock of the FHLB in a specified amount. Upon the origination or renewal of an advance, the FHLB is required by law to obtain and maintain a security interest in certain types of collateral. The FHLB is required to establish standards of community investment or service that its members must maintain for continued access to long-term advances from the FHLB. The standards take into account a member's performance under the Community Reinvestment Act of 1977 (the "CRA") and its record of lending to first-time homebuyers.

Federal Deposit Insurance Corporation. The FDIC is an independent federal agency which insures the deposits, up to prescribed statutory limits, of federally-insured banks and savings associations, and safeguards the safety and soundness of the financial institution industry. Peoples Bank's deposits are insured up to applicable limits by the Deposit Insurance Fund of the FDIC and subject to deposit insurance assessments to maintain the Deposit Insurance Fund.

Insurance premiums for each insured depository institution are determined based upon the institution's capital level and supervisory rating provided to the FDIC by the institution's primary federal regulator and other information the FDIC determines to be relevant to the risk posed to the Deposit Insurance Fund by the institution. The assessment rate determined by considering such information is then applied to the amount of the institution's average assets minus average tangible equity to determine the institution's insurance premium. An increase in the assessment rate could have a material adverse effect on the earnings of the affected institution, depending on the amount of the increase.

The FDIC may terminate insurance coverage upon a finding that an insured depository institution has engaged in unsafe or unsound practices, is in an unsafe or unsound condition, or has violated any applicable law, regulation, rule, order or condition enacted or imposed by the institution's regulatory agency.

Dodd-Frank Act

Federal regulators continue to implement many provisions of the Dodd-Frank Act. The Dodd-Frank Act created many new restrictions and an expanded framework of regulatory oversight for financial institutions, including depository institutions. Currently, federal regulators are still in the process of drafting the implementing regulations for many portions of the Dodd-Frank Act. Peoples is closely monitoring all relevant sections of the Dodd-Frank Act to ensure continued compliance with these regulatory requirements. The following discussion summarizes significant aspects of the Dodd-Frank Act that are already affecting or may affect Peoples and Peoples Bank:

- the CFPB has been established and empowered to exercise broad regulatory, supervisory and enforcement authority with respect to both new and existing consumer financial protection laws;
- the Dodd-Frank Act restricts the preemption of state law by federal law and disallows subsidiaries and affiliates of national banks from availing themselves of such preemption;
- the deposit insurance assessment base for federal deposit insurance has been expanded from domestic deposits to average assets minus average tangible equity;
- the prohibition on the payment of interest on commercial demand deposits has been repealed, effective July 21, 2011, thereby permitting depository institutions to pay interest on business transaction and other accounts;
- the standard maximum amount of deposit insurance per customer has been permanently increased to \$250,000;
- financial holding companies, such as Peoples, are required to be well capitalized and well managed and must continue to be both well capitalized and well managed in order to acquire banks located outside their home states;
- new corporate governance requirements, which are generally applicable to most larger public companies, now require new compensation practices, including, but not limited to, providing shareholders the opportunity to cast a non-binding vote on executive compensation, requiring compensation committees to consider the independence of compensation advisors and meeting new executive compensation disclosure requirements;
- the Dodd-Frank Act amended the Electronic Fund Transfer Act to, among other things, give the Federal Reserve Board the authority to establish rules regarding interchange fees charged for electronic debit transactions by payment card issuers having assets over \$10 billion, and to enforce a new statutory requirement that such fees be reasonable and proportional to the actual cost of a transaction to the issuer (although the cap is not applicable to Peoples Bank, it may have an adverse effect on Peoples Bank as the debit cards issued by Peoples Bank and other smaller banks, which have higher interchange fees, may become less competitive);
- new capital regulations have been adopted as discussed below in the section captioned "Capital Adequacy and Prompt Corrective Action"; and
- the authority of the Federal Reserve Board to examine financial holding companies and their non-bank subsidiaries was expanded.

Many aspects of the Dodd-Frank Act are still subject to rulemaking and will take effect over several years, making it difficult to anticipate the overall financial impact on Peoples, its subsidiaries, their respective customers or the financial services industry more generally.

Bank Holding Company Act

In general, the BHC Act limits the business of bank holding companies to banking, managing or controlling banks, and other activities that the Federal Reserve Board has determined to be so closely related to banking as to be a proper incident thereto. As a result of the Gramm-Leach-Bliley Act of 1999 - also known as the Financial Services Modernization Act of 1999 - which amended the BHC Act, bank holding companies that are financial holding companies may engage in any activity, or acquire and retain the shares of a company engaged in any activity, that is either (1) financial in nature or incidental to such financial activity (as determined by the Federal Reserve Board in consultation with the OCC) or (2) complementary to a financial activity, and that does not pose a substantial risk to the safety and soundness of depository institutions or the financial system generally (as solely determined by the Federal Reserve Board). Activities that are financial in nature include securities underwriting and dealing, insurance underwriting and making merchant banking investments. In 2002, Peoples elected, and received approval from the Federal Reserve Board, to become a financial holding company.

In order for a financial holding company to commence any new activity permitted by the BHC Act, or to acquire a company engaged in any new activity permitted by the BHC Act, each insured depository institution subsidiary of the financial holding company must have received a rating of at least “satisfactory” in its most recent examination under the CRA, which is more fully discussed in the section captioned “Community Reinvestment Act” included later in this item. In addition, financial holding companies, like Peoples, are permitted to acquire companies engaged in activities that are financial in nature and in activities that are incidental and complementary to financial activities without prior Federal Reserve Board approval.

The BHC Act and other federal and state statutes regulate acquisitions of commercial banks. The BHC Act requires the prior approval of the Federal Reserve Board for the direct or indirect acquisition of more than 5% of the voting shares of a commercial bank or its parent holding company. Under the federal Bank Merger Act, the prior approval of the OCC is required for a national bank to merge with another bank or purchase the assets or assume the deposits of another bank. In reviewing applications seeking approval of merger and acquisition transactions, the bank regulatory authorities will consider, among other things, the competitive effect and public benefits of the transactions, the capital position of the combined organization, the applicant's performance record under the CRA and fair housing laws, and the effectiveness of the subject organizations in combating money laundering activities.

Under Federal Reserve Board policy, a financial holding company is expected to act as a source of financial strength to each subsidiary bank and to commit resources to support each subsidiary bank. Under this policy, the Federal Reserve Board may require a financial holding company to contribute additional capital to an undercapitalized subsidiary bank and may disapprove of the payment of dividends to the shareholders if the Federal Reserve Board believes the payment of such dividends would be an unsafe or unsound practice.

Transactions with Affiliates, Directors, Executive Officers and Shareholders

Sections 23A and 23B of the Federal Reserve Act and Federal Reserve Board Regulation W generally:

- limit the extent to which a bank or its subsidiaries may engage in "covered transactions" with any one affiliate;
- limit the extent to which a bank or its subsidiaries may engage in "covered transactions" with all affiliates; and
- require that all such transactions be on terms substantially the same, or at least as favorable to the bank or subsidiary, as those provided to a non-affiliate.

An affiliate of a bank is any company or entity that controls, is controlled by or is under common control with the bank. The term "covered transaction" includes the making of loans to the affiliate, the purchase of assets from the affiliate, the issuance of a guarantee on behalf of the affiliate, the purchase of securities issued by the affiliate and other similar types of transactions.

A bank's authority to extend credit to executive officers, directors and greater than 10% shareholders, as well as entities such persons control, is subject to Sections 22(g) and 22(h) of the Federal Reserve Act and Regulation O promulgated under that Act by the Federal Reserve Board. These loans must be made on terms (including interest rates charged and collateral required) substantially the same as those offered to unaffiliated individuals, or be made as part of a benefit or compensation program and on terms widely available to employees, and must not involve a greater than normal risk of repayment. In addition, the amount of loans a bank may make to these persons is based, in part, on the bank's capital position, and specified approval procedures must be followed in making loans which exceed specified amounts.

Capital Adequacy and Prompt Corrective Action

The Federal Deposit Insurance Corporation Improvement Act of 1991 (“FDICIA”), among other things, identifies five capital categories for insured depository institutions and requires the respective federal regulatory agencies to implement systems for “prompt corrective action” for insured depository institutions that do not meet minimum capital requirements within such categories. The federal regulatory agencies, including the Federal Reserve Board and the OCC, have adopted substantially similar regulatory capital guidelines and regulations consistent with the requirements of FDICIA, as well as established a system of prompt corrective action to resolve certain problems of undercapitalized institutions. This system is based on five capital level categories for insured depository institutions: “well capitalized”; “adequately capitalized”; “undercapitalized”; “significantly undercapitalized” and “critically undercapitalized”.

The federal banking agencies may (or in some cases must) take certain supervisory actions depending upon a bank's capital level. For example, the banking agencies must appoint a receiver or conservator for a bank within 90 days after the bank becomes “critically undercapitalized” unless the bank's primary regulator determines, with the concurrence of the FDIC, that other action would better achieve regulatory purposes. Banking operations otherwise may be significantly affected depending on a bank's capital category. For example, a bank that is not “well capitalized” generally is

prohibited from accepting brokered deposits and offering interest rates on deposits higher than the prevailing rate in its market, and the holding company of any undercapitalized bank must guarantee, in part, specific aspects of the bank's capital plan for the plan to be acceptable.

The Federal Reserve Board has adopted risk-based capital guidelines for financial holding companies and other bank holding companies as well as state member banks. The OCC and the FDIC have adopted risk-based capital guidelines for national banks and state non-member banks, respectively. The guidelines provide a systematic analytical framework which makes regulatory capital requirements sensitive to differences in risk profiles among banking organizations, takes off-balance sheet exposures expressly into account in evaluating capital adequacy, and minimizes disincentives to holding liquid, low-risk assets. Capital levels as measured by these standards are also used to categorize financial institutions for purposes of certain prompt corrective action regulatory provisions.

The minimum guideline for the ratio of total capital to risk-weighted assets (including certain off-balance sheet items such as standby letters of credit) is 8%. At least half of the minimum total risk-based capital ratio (4%) must be composed of common shareholders' equity, minority interests in certain equity accounts of consolidated subsidiaries and a limited amount of qualifying preferred stock and qualified trust preferred securities, less goodwill and certain other intangible assets, including the unrealized net gains and losses, after applicable taxes, on available-for-sale securities carried at fair value (commonly known as "Tier 1" risk-based capital). The remainder of total risk-based capital (commonly known as "Tier 2" risk-based capital) may consist of certain types and amounts of each of hybrid capital instruments, mandatory convertible debt, subordinated debt, preferred stock not qualifying as Tier 1 capital, allowance for loan losses and net unrealized gains on available-for-sale equity securities.

Under the guidelines, capital is compared to the relative risk related to the balance sheet. To derive the risk included in the balance sheet, one of four risk weights (0%, 20%, 50% and 100%) is applied to different balance sheet and off-balance sheet assets, primarily based on the relative credit risk of the counterparty. The capital amounts and classification are also subject to qualitative judgments by the regulators about components, risk weightings and other factors.

The Federal Reserve Board has established minimum leverage ratio guidelines for financial holding companies and other bank holding companies. The Federal Reserve Board guidelines provide for a minimum ratio of Tier 1 capital to average assets (excluding the allowance for loan losses, goodwill and certain other intangibles), or "leverage ratio," of 3% for financial holding companies and bank holding companies that meet certain criteria, including having the highest regulatory rating, and 4% for all other financial holding companies and bank holding companies. The guidelines further provide that financial holding companies and bank holding companies making acquisitions will be expected to maintain strong capital positions substantially above the minimum levels. The OCC and the FDIC have each also adopted minimum leverage ratio guidelines for national banks and for state non-member banks, respectively.

In order to be "well capitalized," a bank must have total risk-based capital of at least 10%, Tier 1 risk-based capital of at least 6% and a leverage ratio of at least 5%, and the bank must not be subject to any written agreement, order, capital directive or prompt corrective action directive to meet and maintain a specific capital level for any capital measure. Peoples' management believes that Peoples Bank meets the ratio requirements to be deemed "well capitalized" according to the guidelines described above.

The risk-based capital guidelines adopted by the federal banking agencies are based on the "International Convergence of Capital Measurement and Capital Standards" (Basel I), published by the Basel Committee on Banking Supervision (the "Basel Committee") in 1988. In 2004, the Basel Committee published a new capital adequacy framework (Basel II) for large, internationally active banking organizations and in December 2010 and January 2011, the Basel Committee issued an update to Basel II ("Basel III"). The Basel Committee frameworks did not become applicable to banks supervised in the United States until adopted into United States law or regulations. Although the United States banking regulators imposed some of the Basel II and Basel III rules on banks with \$250 billion or more in assets or \$10 billion of on-balance sheet foreign exposure, it was not until July 2013 that the United States banking regulators issued final (or, in the case of the FDIC, interim final) new capital rules applicable to smaller banking organizations which also implement certain of the provisions of the Dodd-Frank Act (the "Basel III Capital Rules"). Community banking organizations, including Peoples and Peoples Bank, will begin transitioning to the new rules on January 1, 2015. The new minimum capital requirements are effective on January 1, 2015, whereas a new capital conservation buffer and deductions from common equity capital phase in from January 1, 2016, through January 1, 2019, and most deductions from common equity tier 1 capital will phase in from January 1, 2015, through January 1, 2019.

The following is a summary of the major changes from the current general risk-based capital rule:

- higher minimum capital requirements, including a new common equity tier 1 capital ratio of 4.5% and criteria instruments must meet in order to be considered common equity tier 1 capital; a tier 1 capital ratio of 6.0%; the retention of a total capital ratio of 8.0%; and a minimum leverage ratio of 4.0%;
- stricter eligibility criteria for regulatory capital instruments;
- restrictions on the payment of capital distributions, including dividends, and certain discretionary bonus payments to executive officers, if the organization does not hold a capital conservation buffer of greater than 2.5% composed of common equity tier 1 capital above its minimum risk-based capital requirements, or if its eligible retained income is negative in that quarter and its capital conservation buffer ratio was less than 2.5% at the beginning of the quarter;
- replacement of the external credit ratings approach to standards of creditworthiness with a simplified supervisory formula approach, implementing the requirements of Section 939A of the Dodd-Frank Act;
- stricter limitations on the extent to which mortgage servicing assets, deferred tax assets and significant investments in unconsolidated financial institutions may be included in common equity tier 1 capital and the risk weight to be assigned to any amounts of such assets not deducted; and
- increased risk weights for past-due loans, certain commercial real estate loans and some equity exposures, and selected other changes in risk weights and credit conversion factors.

The Basel III Capital Rules are effective for Peoples and Peoples Bank on January 1, 2015 (subject to a phase-in period). The implementation of Basel III is not expected to have a material impact on Peoples' or Peoples Bank's capital ratios.

Community Reinvestment Act

The CRA requires depository institutions to assist in meeting the credit needs of their market areas consistent with safe and sound banking practice. Under the CRA, each depository institution is required to help meet the credit needs of its market areas by, among other things, providing credit or other financial assistance to low and moderate-income individuals and communities. Depository institutions are periodically examined for compliance with the CRA and are assigned ratings. As of December 31, 2013, the OCC's most recent performance evaluation of Peoples Bank resulted in an overall rating of "Satisfactory".

Dividend Restrictions

Current federal banking regulations impose restrictions on Peoples Bank's ability to pay dividends to Peoples. These restrictions include a limit on the amount of dividends that may be paid in a given year without prior approval of the OCC and a prohibition on paying dividends that would cause Peoples Bank's total capital to be less than the required minimum levels under the risk-based capital requirements imposed by the OCC. Peoples Bank's regulators may prohibit the payment of dividends at any time if the regulators determine the dividends represent unsafe and/or unsound banking practices, or reduce Peoples Bank's total capital below adequate levels. For further discussion regarding regulatory restrictions on dividends, refer to Note 16 of the Notes to the Consolidated Financial Statements.

Peoples' ability to pay dividends to its shareholders may also be restricted. Current Federal Reserve Board policy requires a financial holding company to act as a source of financial strength to each of its banking subsidiaries. Under this policy, the Federal Reserve Board may require Peoples to commit resources or contribute additional capital to Peoples Bank, which could restrict the amount of cash available for dividends. The Federal Reserve Board requires a bank holding company to provide advance notification of, and obtain approval for, the declaration and payment of dividends to common shareholders under certain conditions.

Peoples also has entered into certain agreements that place restrictions on dividends. Specifically, Peoples Bank is prohibited from paying dividends in an amount greater than the current earnings, as measured on a trailing 12-month basis. Even when the legal ability exists, Peoples or Peoples Bank may decide to limit the payment of dividends in order to retain earnings for corporate use.

Customer Privacy and Other Consumer Protections

Peoples Bank is subject to regulations limiting the ability of financial institutions to disclose non-public information about consumers to nonaffiliated third parties. These limitations require disclosure of privacy policies to consumers and, in some circumstances, allow consumers to prevent disclosure of certain personal information to a nonaffiliated party. Peoples Bank is also subject to numerous federal and state laws aimed at protecting consumers, including the Home

Mortgage Disclosure Act, the Real Estate Settlement Procedures Act, the Equal Credit Opportunity Act, the Truth in Lending Act, the Bank Secrecy Act, the Community Reinvestment Act and the Fair Credit Reporting Act.

USA Patriot Act

The Uniting and Strengthening of America by Providing Appropriate Tools Required to Intercept and Obstruct Terrorism Act of 2001 (the “USA Patriot Act”) and related regulations, among other things, require financial institutions to establish programs specifying procedures for obtaining identifying information from customers and establishing enhanced due diligence policies, procedures and controls designed to detect and report suspicious activity. Peoples Bank has established policies and procedures that Peoples believes comply with the requirements of the USA Patriot Act.

Monetary Policy

The Federal Reserve Board regulates money and credit conditions and interest rates in order to influence general economic conditions primarily through open market operations in U.S. government securities, changes in the discount rate on bank borrowings, and changes in the reserve requirements against depository institutions' deposits. These policies and regulations significantly affect the overall growth and distribution of loans, investments and deposits, as well as interest rates charged on loans and paid on deposits.

The monetary policies of the Federal Reserve Board have had a significant effect on the operating results of financial institutions in the past and are expected to continue to have significant effects in the future. In view of the changing conditions in the economy, the money markets and the activities of monetary and fiscal authorities, Peoples can make no definitive predictions as to future changes in interest rates, credit availability or deposit levels.

Volcker Rule

In December 2013, five federal agencies adopted a final regulation implementing the Volcker Rule provision of the Dodd-Frank Act (the "Volcker Rule"). The Volcker Rule places limits on the trading activity of insured depository institutions and entities affiliated with a depository institution, subject to certain exceptions. The trading activity includes a purchase or sale as principal of a security, derivative, commodity future or option on any such instrument in order to benefit from short-term price movements or to realize short-term profits. The Volcker Rule exempts specified U.S. government, agency and/or municipal obligations, and it excepts trading conducted in certain capacities, including as a broker or other agent, through a deferred compensation or pension plan, as a fiduciary on behalf of customers, to satisfy a debt previously contracted, repurchase and securities lending agreements, and risk-mitigating hedging activities.

The Volcker Rule also prohibits a banking entity from having an ownership interest in, or certain relationships with, a hedge fund or private equity fund, with a number of exceptions. Peoples Bank does not engage in any of the trading activities or does not have an amount recorded on its financial statements for any ownership interest in or relationship with any of the types of funds regulated by the Volcker Rule.

Executive and Incentive Compensation

In June 2010, the Federal Reserve Board, the OCC and the FDIC issued joint interagency guidance on incentive compensation policies (the “Joint Guidance”) intended to ensure that the incentive compensation policies of banking organizations do not undermine the safety and soundness of such organizations by encouraging excessive risk-taking. This principles-based guidance, which covers all employees that have the ability to materially affect the risk profile of an organization, either individually or as part of a group, is based upon the key principles that a banking organization's incentive compensation arrangements should: (1) provide incentives that do not encourage risk-taking beyond the organization's ability to effectively identify and manage risks; (2) be compatible with effective internal controls and risk management; and (3) be supported by strong corporate governance, including active and effective oversight by the organization's board of directors.

Pursuant to the Joint Guidance, the Federal Reserve Board will review as part of a regular, risk-focused examination process, the incentive compensation arrangements of financial institutions such as Peoples and Peoples Bank. Such reviews will be tailored to each organization based on the scope and complexity of the organization's activities and the prevalence of incentive compensation arrangements. The findings of the supervisory initiatives will be included in reports of examination and deficiencies will be incorporated into the institution's supervisory ratings, which can affect the institution's ability to complete acquisitions and take other actions. Enforcement actions may be taken against an institution if its incentive compensation arrangements, or related risk-management control or governance processes, pose a risk to the organization's safety and soundness, and prompt and effective measures are not being taken to correct the deficiencies.

On February 7, 2011, federal banking regulatory agencies jointly issued proposed rules on incentive-based compensation arrangements under applicable provisions of the Dodd-Frank Act (the “Proposed Joint Rules”). The Proposed Joint Rules generally apply to financial institutions with \$1.0 billion or more in assets that maintain incentive-

based compensation arrangements for certain covered employees. The Proposed Joint Rules: (1) prohibit covered financial institutions from maintaining incentive-based compensation arrangements that encourage covered persons to expose the institution to inappropriate risk by providing the covered person with “excessive” compensation; (2) prohibit covered financial institutions from establishing or maintaining incentive-based compensation arrangements for covered persons that encourage inappropriate risks that could lead to a material financial loss; (3) require covered financial institutions to maintain policies and procedures appropriate to their size, complexity and use of incentive-based compensation to help ensure compliance with the Proposed Joint Rules; and (4) require covered financial institutions to provide enhanced disclosure to regulators regarding their incentive-based compensation arrangements for covered persons within 90 days following the end of the fiscal year.

Pursuant to rules adopted by the stock exchanges and approved by the SEC in January 2013 under the Dodd-Frank Act, public company compensation committee members must meet heightened independence requirements and consider the independence of compensation consultants, legal counsel and other advisors to the compensation committee. A compensation committee must have the authority to hire advisors and to have the public company fund reasonable compensation of such advisors.

Public companies will be required, once stock exchanges impose additional listing requirements under the Dodd-Frank Act, to implement “clawback” procedures for incentive compensation payments and to disclose the details of the procedures which allow recovery of incentive compensation that was paid on the basis of erroneous financial information necessitating a restatement due to material noncompliance with financial reporting requirements. This clawback policy is intended to apply to compensation paid within a three-year look-back window of the restatement and would cover all executives who received incentive awards.

Effect of Environmental Regulation

Compliance with federal, state and local provisions regulating the discharge of materials into the environment, or otherwise relating to the protection of the environment, has not had a material effect upon the capital expenditures, earnings or competitive position of Peoples and its subsidiaries. Peoples believes the nature of the operations of its subsidiaries has little, if any, environmental impact. Peoples, therefore, anticipates no material capital expenditures for environmental control facilities for its current fiscal year or for the foreseeable future.

Peoples believes its primary exposure to environmental risk is through the lending activities of Peoples Bank. In cases where management believes environmental risk potentially exists, Peoples Bank mitigates its environmental risk exposures by requiring environmental site assessments at the time of loan origination to confirm collateral quality as to commercial real estate parcels posing higher than normal potential for environmental impact, as determined by reference to present and past uses of the subject property and adjacent sites. In addition, environmental assessments are typically required prior to any foreclosure activity involving non-residential real estate collateral.

Future Legislation

Various and significant legislation affecting financial institutions and the financial industry is from time to time introduced by the U.S. Congress, as evidenced by the sweeping reforms in the Dodd-Frank Act adopted in 2010. Such legislation may continue to change banking statutes and the operating environment of Peoples and its subsidiaries in substantial and unpredictable ways, and could significantly increase or decrease costs of doing business, limit or expand permissible activities, or affect the competitive balance among financial institutions. With the enactment of the Dodd-Frank Act and the continuing implementation of final rules and regulations thereunder, the nature and extent of future legislative and regulatory changes affecting financial institutions remains very unpredictable.

Website Access to Peoples' SEC Filings

Peoples maintains an Internet website at www.peoplesbancorp.com (this uniform resource locator, or URL, is an inactive textual reference only and is not intended to incorporate Peoples' Internet website into this Form 10-K). Peoples makes available free of charge on or through its website, its annual reports on Form 10-K, quarterly reports on Form 10-Q, current reports on Form 8-K and amendments to those reports filed or furnished pursuant to Section 13(a) or 15(d) of the Exchange Act, as well as Peoples' definitive proxy statement filed pursuant to Section 14 of the Exchange Act, as soon as reasonably practicable after Peoples electronically files each such report or amendment with, or furnishes it to, the SEC.

ITEM 1A. RISK FACTORS

The following are certain risks that management believes are specific to Peoples' business. This should not be viewed as an all-inclusive list of risks or presenting the risk factors listed in any particular order. Additional risks that are not presently

known or that Peoples presently deems to be immaterial could also have a material, adverse impact on Peoples' business, financial condition or results of operations.

- **Conditions in the financial markets, the real estate markets and economic conditions generally may adversely affect Peoples' business.**

Peoples' financial performance generally is highly dependent upon the business environment and economic conditions in the markets where it operates and, to a lesser extent, the U.S as a whole. The local economies of the majority of Peoples' market area historically have been less robust than the economy of the nation as a whole and typically are not subject to the same fluctuations as the national economy. More recently, oil and gas exploration has created more activity in some of Peoples' market areas. A significant decline in this activity could result in more adverse conditions than what may be experienced at the national level. In general, a favorable business environment and economic conditions are generally characterized by, among other factors, economic growth, efficient capital markets, low inflation, low unemployment, high business and investor confidence, and strong business earnings. Unfavorable or uncertain economic and market conditions can be caused by declines in economic growth, business activity or investor or business confidence; limitations on the availability or increases in the cost of credit and capital; increases in inflation or interest rates; high unemployment; natural disasters; or a combination of these or other factors.

Overall, the business environment and general economic conditions in 2013 remained adverse for many households and businesses in the U.S. and worldwide. While some economic indicators show signs of improvement, many businesses, states and municipalities are still in serious difficulty, due to reduced cash flow and weakened financial condition. Further, there can be no assurance this improvement will continue or be spread evenly throughout the markets served by Peoples. A lack of a return to favorable economic conditions in a reasonable timeframe could have an adverse affect on Peoples' asset quality, deposit levels and loan demand and, therefore, Peoples' financial condition and results of operations. Because a significant amount of Peoples' loans are secured by either commercial or residential real estate, decreases in real estate values could adversely affect the value of property used as collateral and Peoples' ability to sell the collateral upon foreclosure.

- **Peoples' ability to complete acquisitions and integrate completed acquisitions could have an adverse affect on Peoples' business, earnings and financial condition.**

Peoples actively evaluates opportunities to acquire other businesses. However, Peoples may not have the opportunity to make suitable acquisitions on favorable terms in the future, which could negatively impact the growth of its business. Peoples expects that other banking and financial companies, many of which have significantly greater resources, will compete to acquire compatible businesses. This competition could increase prices for acquisitions that Peoples would likely pursue, and its competitors may have greater resources than it does. Also, acquisitions of regulated businesses such as banks are subject to various regulatory approvals. Peoples has entered into a loan agreement that requires Peoples to obtain the lender's consent to acquire another financial institution. If Peoples fails to receive the appropriate approvals, it will not be able to consummate an acquisition that it believes is in its best interests.

During 2013, Peoples completed multiple acquisitions which required integration of the acquired business into Peoples' business platform. Peoples may not be able to integrate new acquisitions without encountering difficulties, including the loss of key employees and customers, the disruption of ongoing businesses or possible inconsistencies in standards, controls, procedures and policies. Future acquisitions may also result in other unforeseen difficulties, including integration of the combined companies. Further, benefits such as enhanced earnings anticipated from the acquisitions may not develop and future results of the combined companies may be materially lower from those estimated.

- **Legislative or regulatory changes or actions, or significant litigation, could adversely impact Peoples or the businesses in which it is engaged.**

The financial services industry is heavily regulated under both federal and state law. Peoples is subject to regulation and supervision by the Federal Reserve Board, and Peoples Bank is subject to regulation and supervision by the OCC, and secondarily the FDIC. These regulations are primarily intended to protect depositors and the Deposit Insurance Fund, not Peoples' common shareholders. Peoples' non-bank subsidiaries are also subject to the supervision of the Federal Reserve Board, in addition to other regulatory and self-regulatory agencies, including the SEC and state securities and insurance regulators.

Regulations affecting banks and financial services businesses are undergoing continuous change, and management cannot predict the effect of those changes. The impact of any changes to laws and regulations or other actions by regulatory agencies could adversely affect Peoples' business. Regulatory authorities have extensive discretion in connection with their supervisory and enforcement activities, including the imposition of restrictions on the operation of an institution, the classification of assets held by an institution and the adequacy of an institution's allowance for loan

losses. Additionally, actions by regulatory agencies or significant litigation against Peoples could cause Peoples to devote significant time and resources to defending its business and may lead to penalties that materially affect Peoples and its shareholders. In addition to laws, regulations and actions directed at the operations of banks, proposals to reform the housing finance market consider winding down Fannie Mae and Freddie Mac, which could negatively affect sales of loans.

In July 2013, Peoples' primary federal regulator, the Federal Reserve, published final rules (the "Basel III Capital Rules") establishing a new comprehensive capital framework for U.S. banking organizations. The rules implement the Basel Committee's December 2010 framework known as "Basel III" for strengthening international capital standards as well as certain provisions of the Dodd-Frank Act. The Basel III Capital Rules substantially revise the risk-based capital requirements applicable to financial holding companies and other bank holding companies as well as depository institutions, including Peoples and Peoples Bank, compared to the current U.S. risk-based capital rules. The Basel III Capital Rules define the components of capital and address other issues affecting the numerator in banking institutions' regulatory capital ratios. The Basel III Capital Rules also address risk weights and other issues affecting the denominator in banking institutions' regulatory capital ratios and replace the existing risk-weighting approach, which was derived from Basel I capital accords of the Basel Committee, with a more risk-sensitive approach based, in part, on the standardized approach in the Basel Committee's 2004 "Basel II" capital accords. The Basel III Capital Rules also implement the requirements of Section 939A of the Dodd-Frank Act to remove references to credit ratings from the federal banking agencies' rules. The Basel III Capital Rules are effective for Peoples and Peoples Bank on January 1, 2015 (subject to a phase-in period). The implementation of Basel III is not expected to have a material impact on Peoples' or Peoples Bank's capital ratios.

Further information about government regulation of Peoples' business can be found under the caption "Supervision and Regulation" in Item 1 of this Form 10-K.

- **The Dodd-Frank Act may adversely impact Peoples' results of operations, financial condition or liquidity.**

The Dodd-Frank Act represents a comprehensive overhaul of the financial services industry within the U.S. There are a number of reform provisions that are likely to significantly impact the ways in which banks, as well as financial holding companies and bank holding companies, including Peoples and Peoples Bank, do business. Many provisions of the Dodd-Frank Act still have not been implemented and will require interpretation and rule making by federal regulators, including banking regulators and the SEC. In addition, the CFPB has only recently begun to implement its authority, and there is significant uncertainty as to how its regulations and other authority will affect Peoples' business. Peoples is closely monitoring all relevant sections of the Dodd-Frank Act to ensure continued compliance with laws and regulations. While the ultimate effect of the Dodd-Frank Act on Peoples and Peoples Bank cannot currently be determined, the law and its implemented rules and regulations have already resulted in increased compliance costs and fees paid to regulators, along with restrictions on Peoples' and Peoples Bank's operations, all of which may have a material adverse effect on Peoples' operating results and financial condition. A detailed discussion regarding the Dodd-Frank Act can be found under the caption "Supervision and Regulation" in Item 1 of this Form 10-K.

- **Defaults by larger financial institutions could adversely affect Peoples' business, earnings and financial condition.**

The commercial soundness of many financial institutions may be closely interrelated as a result of relationships between and among the institutions. As a result, concerns about, or a default or threatened default by, one institution could lead to significant market-wide liquidity and credit problems, losses or defaults by other institutions. This "systemic risk" may adversely affect Peoples' business.

Additionally, Peoples' investment portfolio continues to include investments in individual bank-issued trust preferred securities. Under current market conditions, the fair value of these security types is based predominately on the present value of cash flows expected to be received in future periods. Significant defaults by other financial institutions could adversely affect conditions within the financial services industry, thereby causing investors to require higher rates of return for these investments. These factors could cause Peoples to recognize additional impairment losses on its investment in bank-issued trust preferred securities in future periods.

- **Peoples' failure to be in compliance with any material provision or covenant of debt instruments could have a material adverse effect on Peoples' liquidity and operations.**

The loan agreement governing Peoples' unsecured term note imposes operating and financial restrictions on Peoples. These restrictions may affect Peoples' operations and may limit the ability to take advantage of potential business opportunities as they arise. Peoples' ability to comply with the covenants included in the loan agreement may be affected by events beyond Peoples' control, including deteriorating economic conditions, and these events could require Peoples to seek waivers or amendments of covenants, or alternative sources of financing. Peoples' ability to obtain such waivers, amendments or alternative financing, may be on terms unfavorable to Peoples.

A breach of any of the covenants or restrictions contained in any of the existing or future financing agreements, including the financial covenants, could result in an event of default under the agreements. Such a default could allow the lenders under the financing agreements, if the agreements so provide, to discontinue lending, to accelerate the related debt, and/or to declare all borrowings outstanding thereunder to be due and payable. In addition, the lenders could terminate any commitments they have to provide Peoples with further funds. If any of these events occur, Peoples may not have sufficient funds available to pay in full the total amount of obligations that become due as a result of any such acceleration, or Peoples may not be able to find additional or alternative financing to refinance any such accelerated obligations. Even if additional or alternative financing is obtained, it may be on terms that would be unfavorable to Peoples.

- **Increases in FDIC insurance premiums may have a material adverse effect on Peoples' earnings.**

The number of bank failures increased significantly between 2007 and 2013, which dramatically increased resolution costs of the FDIC and depleted the Deposit Insurance Fund. Also during this period, the FDIC and the U.S. Congress instituted two programs to further insure customer deposits at FDIC-member banks: deposit accounts were insured up to \$250,000 per customer (up from \$100,000) and non-interest-bearing transactional accounts were fully insured (unlimited coverage) until the end of 2012. These actions have placed additional stress on the Deposit Insurance Fund.

Since late 2008, the FDIC has taken various actions intended to maintain a strong funding position and restore reserve ratios of the Deposit Insurance Fund. These actions have included increasing assessment rates for all insured institutions, requiring riskier institutions to pay a larger share of premiums by factoring in rate adjustments based on secured liabilities and unsecured debt levels, imposing a special assessment on all insured depository institutions for the second quarter of 2009 and requiring insured depository institutions to prepay their quarterly risk-based assessments for the fourth quarter of 2009 and full years 2010 through 2012. On February 7, 2011, the FDIC approved a final rule that changed the deposit insurance assessment base and assessment rate schedule, adopted a new large-bank pricing assessment scheme, and set a target size for the Deposit Insurance Fund. The final rule went into effect beginning with the second quarter of 2011.

Peoples Bank has limited ability to control the amount of premiums it is required to pay for FDIC insurance. If there are additional financial institution failures, the FDIC may be required to increase assessment rates or take actions similar to those taken during 2009. As a result, insured depository institutions, including Peoples Bank, may be required to pay even higher FDIC premiums in future periods. Increases in FDIC insurance premiums may have a material adverse effect on Peoples' results of operations and ability to continue to pay dividends on its common shares at the current rate or at all.

- **Changes in interest rates may adversely affect Peoples' profitability.**

Peoples' earnings are dependent to a significant degree on net interest income, which is the amount by which interest income exceeds interest expense. Interest rates are highly sensitive to many factors that are beyond Peoples' control, including general economic conditions and policies of various governmental and regulatory agencies and, in particular, the Federal Reserve Board. Changes in monetary policy, including changes in interest rates, could influence not only the interest Peoples receives on loans and securities and the amount of interest it pays on deposits and borrowings, but such changes could also affect (1) Peoples' ability to originate loans and obtain deposits, (2) the fair value of Peoples' financial assets and liabilities, and (3) the average duration of Peoples' mortgage-backed securities portfolio. If the interest rates paid on deposits and other borrowings increase at a faster rate than the interest rates received on loans and other investments, Peoples' net interest income and, therefore, earnings could be adversely affected. Earnings could also be adversely affected if the interest rates received on loans and other investments fall more quickly than the interest rates paid on deposits and other borrowings.

Management uses various measures to monitor interest rate risk and believes it has implemented effective asset and liability management strategies to reduce the potential effects of changes in interest rates on Peoples' results of operations. Management also periodically adjusts the mix of assets and liabilities to manage interest rate risk. However, any substantial, unexpected, prolonged change in market interest rates could have a material adverse effect on Peoples' financial condition and results of operations. See the sections captioned "Interest Income and Expense" and "Interest Rate Sensitivity and Liquidity" in Item 7 of this Form 10-K for further discussion related to Peoples' interest rate risk.

- **Peoples' exposure to credit risk could adversely affect Peoples' earnings and financial condition.**

There are certain risks inherent in making loans. These risks include interest rate changes over the time period in which loans may be repaid, risks resulting from changes in the economy, risks inherent in dealing with borrowers and, in the case of loans secured by collateral, risks resulting from uncertainties about the future value of the collateral.

Commercial and commercial real estate loans comprise a significant portion of Peoples' loan portfolio. Commercial loans generally are viewed as having a higher credit risk than residential real estate or consumer loans because they usually involve larger loan balances to a single borrower and are more susceptible to a risk of default during an economic downturn. Since Peoples' loan portfolio contains a significant number of commercial and commercial real estate loans, the deterioration of one or a few of these loans could cause a significant increase in nonperforming loans, and ultimately could have a material adverse effect on Peoples' earnings and financial condition.

- **Peoples' allowance for loan losses may be insufficient to absorb potential losses in its loan portfolio.**

Peoples maintains an allowance for loan losses to provide for probable loan losses based on management's quarterly analysis of the loan portfolio. The determination of the allowance for loan losses requires management to make various assumptions and judgments about the collectibility of Peoples' loan portfolio, including the creditworthiness of its borrowers and the value of the real estate and other assets serving as collateral for the repayment of loans. Additional information regarding Peoples' allowance for loan losses methodology and the sensitivity of the estimates can be found in the discussion of Peoples' "Critical Accounting Policies" included in Item 7 of this Form 10-K.

Peoples' estimation of future loan losses is susceptible to changes in economic, operating and other conditions, including changes in interest rates, which may be beyond Peoples' control, and these losses may exceed current estimates. Peoples cannot be assured of the amount or timing of losses, nor whether the loan loss allowance will be adequate in the future.

If Peoples' assumptions prove to be incorrect, Peoples' allowance for loan losses may not be sufficient to cover losses inherent in its loan portfolio, resulting in additions which could have a material adverse impact on Peoples' financial condition and results of operations. In addition, federal and state regulators periodically review Peoples' allowance for loan losses as part of their examination process and may require management to increase the allowance or recognize further loan charge-offs based on judgments different than those of management. Moreover, the Financial Accounting Standards Board ("FASB") may change its requirements for establishing the allowance. Any increase in the provision for loan losses would decrease Peoples' pretax and net income.

- **Changes in accounting standards, policies, estimates or procedures may impact Peoples' reported financial condition or results of operations.**

The accounting standard setters, including the FASB, the Public Company Accounting Oversight Board, the SEC and other regulatory bodies, periodically change the financial accounting and reporting standards that govern the preparation of Peoples' Consolidated Financial Statements. These changes can be difficult to predict and can materially impact how Peoples records and reports its financial condition and results of operations. In some cases, Peoples could be required to apply a new or revised standard retroactively, resulting in the restatement of prior period financial statements.

The preparation of consolidated financial statements in conformity with generally accepted accounting principles in the United States of America ("US GAAP") requires management to make significant estimates that affect the financial statements. Due to the inherent nature of these estimates, actual results may vary materially from management's estimates. Additional information regarding Peoples' critical accounting policies and the sensitivity of estimates can be found in the section captioned "Critical Accounting Policies" in Item 7 of this Form 10-K.

- **Peoples and Peoples Bank may elect or be compelled to seek additional capital in the future, but that capital may not be available when it is needed.**

Peoples and Peoples Bank are required by federal and state regulatory authorities to maintain adequate levels of capital to support their operations. Federal banking agencies have adopted extensive changes to their capital requirements, including raising required amounts and eliminating the inclusion of certain instruments from the calculation of capital. If Peoples Bank experiences significant loan losses, additional capital may be needed. In addition, Peoples and Peoples Bank may elect to raise additional capital to support their businesses or to finance acquisitions, if any, or for other unanticipated reasons. Their ability to raise additional capital, if needed, will depend on financial performance, conditions in the capital markets, economic conditions and a number of other factors, many of which are outside their control. Therefore, there can be no assurance additional capital can be raised when needed or that capital can be raised on acceptable terms. The inability to raise capital may have a material adverse effect on Peoples' financial condition, results of operations and potential acquisitions.

- **The financial services industry is very competitive.**

Peoples experiences significant competition in originating loans, principally from other commercial banks, savings associations and credit unions. Several of Peoples' competitors have greater resources, larger branch systems and a wider array of banking services. This competition could reduce Peoples' net income by decreasing the number and size of loans that Peoples originates and the interest rates it may charge on these loans. Moreover, technology and other

changes are allowing businesses and individuals to utilize alternative methods to complete financial transactions that historically have involved banks. For example, consumers can now maintain funds in brokerage accounts or mutual funds that in the past had been held as bank deposits. Consumers can also complete transactions such as paying bills and/or transferring funds directly without the assistance of banks. The process of eliminating the use of banks to complete financial transactions could result in the loss of fee income, as well as the loss of customer deposits and the related income generated from those deposits. The loss of these revenue streams and lower cost deposits as a source of funding could have a material adverse effect on Peoples' financial condition and results of operations. For a more complete discussion of Peoples' competitive environment, see "Competition" in Item 1 of this Form 10-K. If Peoples is unable to compete effectively, Peoples would lose market share, which could reduce income generated from deposits, loans and other products.

- **Peoples' ability to pay dividends is limited.**

Peoples is a separate and distinct legal entity from Peoples' subsidiaries. Peoples receives nearly all of its revenue from dividends from Peoples Bank, which are limited by federal banking laws and regulations. These dividends also serve as the primary source of funds to pay dividends on Peoples' common shares. The inability of Peoples Bank to pay sufficient dividends to Peoples could have a material, adverse effect on its business. Further discussion of Peoples' ability to pay dividends can be found under the caption "Supervision and Regulation - Dividend Restrictions" in Item 1 of this Form 10-K and Note 16 of the Notes to the Consolidated Financial Statements.

- **Peoples' business could be adversely affected by material breaches in security of its systems or those of a third-party service provider.**

Peoples collects, processes and stores sensitive consumer data by utilizing computer systems and telecommunications networks operated by both Peoples and third-party service providers. Peoples has security and backup and recovery systems in place, as well as a business continuity plan, to ensure the computer systems will not be inoperable, to the extent possible. Peoples also has implemented security controls to prevent unauthorized access to the computer systems and requires Peoples' third-party service providers to maintain similar controls. However, management cannot be certain these measures will be successful. A security breach of the computer systems and release of confidential information, such as customer account numbers and related information, could negatively affect customers' confidence in Peoples, which may cause a loss of business, and could result in Peoples' incurring financial losses for any fraudulent transactions completed by third parties due to the security breach.

- **Anti-takeover provisions may delay or prevent an acquisition or change in control by a third party.**

Provisions in the Ohio General Corporation Law and Peoples' Amended Articles of Incorporation and Code of Regulations, including a staggered board and a supermajority vote requirement for significant corporate changes, could discourage potential takeover attempts and make attempts by shareholders to remove Peoples' Board of Directors and management more difficult. These provisions may also have the effect of delaying or preventing a transaction or change in control that might be in the best interests of Peoples' shareholders.

- **Changes to the healthcare laws in the United States may increase the number of employees who choose to participate in Peoples' healthcare plans, which may significantly increase healthcare costs and negatively impact financial results.**

Peoples offers healthcare coverage to eligible employees with part of the cost subsidized by Peoples or one of its subsidiaries. With recent changes to the healthcare laws in the United States becoming effective in 2014, more employees may choose to participate in Peoples' health insurance plans, which could increase costs for such coverage and have a material adverse impact on Peoples' costs of operations.

- **Peoples is exposed to operational risk.**

Similar to any large organization, Peoples is exposed to many types of operational risk, including reputational risk, legal and compliance risk, the risk of fraud or theft by employees or outsiders, unauthorized transactions by employees or operational errors, including clerical or record-keeping errors or those resulting from faulty or disabled computer or telecommunications systems.

Negative public opinion can result from Peoples' actual or alleged conduct in any number of activities, including lending practices, corporate governance and acquisitions, and from actions taken by governmental regulators and community organizations in response to those activities. Negative public opinion can adversely affect Peoples' ability to attract and keep customers and can expose Peoples to potential litigation and regulatory action.

Given the volume of transactions Peoples processes, certain errors may be repeated or compounded before they are discovered and successfully rectified. Peoples' necessary dependence upon automated systems to record and process its transaction volume may further increase the risk that technical system flaws or employee tampering or manipulation of

those systems will result in losses that are difficult to detect. Peoples may also be subject to disruptions of its operating systems arising from events that are wholly or partially beyond its control (for example, computer viruses or electrical or telecommunications outages), which may give rise to disruption of service to customers and to financial loss or liability. Peoples is further exposed to the risk that its external vendors may be unable to fulfill their contractual obligations (or will be subject to the same risk of fraud or operational errors by their respective employees as Peoples is) and to the risk that Peoples' (or its vendors') business continuity and data security systems prove to be inadequate.

- **Peoples depends upon the accuracy and completeness of information about customers and counterparties.**

In deciding whether to extend credit or enter into other transactions with customers and counterparties, Peoples may rely on information provided by customers and counterparties, including financial statements and other financial information. Peoples may also rely on representations of customers and counterparties as to the accuracy and completeness of that information and, with respect to financial statements, on reports of independent auditors. For example, in deciding whether to extend credit to a business, Peoples Bank may assume that the customer's audited financial statements conform with US GAAP and present fairly, in all material respects, the financial condition, results of operations and cash flows of the customer. Peoples Bank may also rely on the audit report covering those financial statements. Peoples' financial condition, results of operations and cash flows could be negatively impacted to the extent that Peoples Bank relies on financial statements that do not comply with US GAAP or on financial statements and other financial information that are materially misleading.

- **Changes in tax laws could adversely affect Peoples' performance.**

Peoples is subject to extensive federal, state and local taxes, including income, excise, sales/use, payroll, franchise, withholding and ad valorem taxes. Changes to tax laws could have a material adverse effect on Peoples' results of operations. On December 20, 2012, Ohio Governor John Kasich signed into law a new tax bill that replaces the existing franchise tax on financial institutions based on net worth with a new privilege tax based on equity capital. The provisions of the tax bill became effective January 1, 2014 and are not expected to have a material impact on Peoples.

In addition, Peoples' customers are subject to a wide variety of federal, state and local taxes. Changes in taxes paid by Peoples' customers may adversely affect their ability to purchase homes or consumer products, which could adversely affect their demand for loans and deposit products. In addition, such negative effects on Peoples' customers could result in defaults on the loans made by Peoples Bank and decrease the value of mortgage-backed securities in which Peoples has invested.

- **Peoples and its subsidiaries are subject to examinations and challenges by tax authorities.**

In the normal course of business, Peoples and its subsidiaries are routinely subject to examinations and challenges from federal and state tax authorities regarding positions taken regarding their respective tax returns. State tax authorities have become increasingly aggressive in challenging tax positions taken by financial institutions, especially those positions relating to tax compliance and calculation of taxes subject to apportionment. Any challenge or examination by a tax authority may result in adjustments to the timing or amount of taxable net worth or taxable income or deductions or the allocation of income among tax jurisdictions.

Management believes it has taken appropriate positions on all tax returns filed, to be filed or not filed, and does not anticipate any examination would have a material impact on Peoples' Consolidated Financial Statements. However, the outcome of such examinations and ultimate resolution of any resulting assessments are inherently difficult to predict. Thus, no assurance can be given that Peoples' tax liability for any tax year open to examination will not be different than what is reflected in Peoples' current and historical Consolidated Financial Statements. Further information can be found in the "Critical Accounting Policies - Income Taxes" section of "Management's Discussion and Analysis of Financial Condition and Results of Operations" included in Item 7 of this Form 10-K.

ITEM 1B. UNRESOLVED STAFF COMMENTS

None.

ITEM 2. PROPERTIES

Peoples' sole banking subsidiary, Peoples Bank, generally owns its offices, related facilities and unimproved real property. In Ohio, Peoples Bank operates offices in Athens (2 offices), Baltimore, Beachwood, Belpre (2 offices), Byesville, Caldwell, Cambridge (2 offices), Gallipolis, Lancaster (2 offices), Lowell, Marietta (4 offices), McConnelsville, Nelsonville, New Philadelphia, Pomeroy (2 offices), Reno, The Plains, Worthington and Zanesville. In West Virginia, Peoples Bank operates offices in Charleston, Huntington (2 offices), New Martinsville (2 offices), Parkersburg (4 offices), Point Pleasant (2

offices), Sistersville and Vienna (2 offices). In Kentucky, Peoples Bank's office locations include Ashland, Greenup, Russell and Summit. Of these 45 offices, 16 are leased and the rest are owned by Peoples Bank.

Peoples Insurance rents office space in various Peoples Bank offices, and also leases office space from third parties in Chillicothe, Jackson and Marietta, Ohio, and in Pikeville, Kentucky.

Rent expense on the leased properties totaled \$945,000 in 2013, which excludes intercompany rent expense. The following are the only properties that have a lease term expiring on or before June 2015:

Location	Address	Lease Expiration Date ^(a)
New Philadelphia	136 1/2 Second Street NE New Philadelphia, Ohio	April 2014
Hart Street	416 Hart Street Marietta, Ohio	May 2014
Vienna Wal-Mart	701 Grand Central Avenue Vienna, West Virginia	June 2014
Charleston	10 Hale Street, Suite 410 Charleston, West Virginia	July 2014
Parkersburg	2107 Pike Street Parkersburg, West Virginia	July 2014
The Plains	70 N. Plains Road The Plains, Ohio	December 2014
Parkersburg Wal-Mart	2900 Pike Street Parkersburg, West Virginia	January 2015
Marietta Kroger	40 Acme Street Marietta, Ohio	March 2015
Athens Mall	801 East State Street Athens, Ohio	June 2015

^(a) Information represents the ending date of the current lease period. For some locations, Peoples has the option to renew the lease beyond the current expiration date under the terms of the lease agreement.

Additional information concerning the property and equipment owned or leased by Peoples and its subsidiaries is incorporated herein by reference from Note 5 of the Notes to the Consolidated Financial Statements.

ITEM 3. LEGAL PROCEEDINGS

In the ordinary course of their respective businesses or operations, Peoples or one of its subsidiaries may be named as a plaintiff, a defendant, or a party to a legal proceeding or any of their respective properties may be subject to various pending and threatened legal proceedings and various actual and potential claims. In view of the inherent difficulty of predicting the outcome of such matters, Peoples cannot state what the eventual outcome of any such matters will be; however, based on current knowledge and after consultation with legal counsel, management believes these proceedings will not have a material adverse effect on the consolidated financial position, results of operations or liquidity of Peoples.

ITEM 4. MINE SAFETY DISCLOSURES

Not applicable.

PART II

ITEM 5. MARKET FOR REGISTRANT'S COMMON EQUITY, RELATED STOCKHOLDER MATTERS AND ISSUER PURCHASES OF EQUITY SECURITIES

Peoples' common shares are traded on The NASDAQ Global Select Market® under the symbol PEBO. At December 31, 2013, Peoples had 1,528 shareholders of record. The table presented below provides the high and low sales prices for Peoples' common shares as reported on The NASDAQ Global Select Market® and the cash dividends per share declared during the indicated periods.

	High Sales	Low Sales	Dividends Declared
2013			
Fourth Quarter	\$ 24.00	\$ 20.11	\$ 0.14
Third Quarter	23.81	20.02	0.14
Second Quarter	22.34	19.30	0.14
First Quarter	22.65	20.00	0.12
2012			
Fourth Quarter	\$ 23.80	\$ 17.72	\$ 0.12
Third Quarter	23.93	20.22	0.11
Second Quarter	22.54	16.48	0.11
First Quarter	17.84	14.59	0.11

Peoples plans to continue to pay quarterly cash dividends, subject to certain regulatory restrictions described in Note 16 of the Notes to the Consolidated Financial Statements, as well as in the section captioned “Supervision and Regulation – Dividend Restrictions” of Item 1 of this Form 10-K.

Issuer Purchases of Equity Securities

The following table details repurchases by Peoples and purchases by “affiliated purchasers” as defined in Rule 10b-18(a) (3) promulgated under the Exchange Act of Peoples’ common shares during the three months ended December 31, 2013:

Period	Total Number of Common Shares Purchased	Average Price Paid per Share	Total Number of Common Shares Purchased as Part of Publicly Announced Plans or Programs ⁽¹⁾	Maximum Number of Common Shares that May Yet Be Purchased Under the Plans or Programs ⁽¹⁾
October 1 – 31, 2013	—	\$ —	—	—
November 1 – 30, 2013	905 ⁽²⁾	\$ 22.45 ⁽²⁾	—	—
December 1 – 31, 2013	170 ⁽²⁾	\$ 23.67 ⁽²⁾	—	—
Total	1,075	\$ 22.64	—	—

- (1) Peoples’ Board of Directors did not authorize any stock repurchase plans or programs for 2013.
- (2) Information reflects solely common shares purchased in open market transactions by Peoples Bank under the Rabbi Trust Agreement establishing a rabbi trust holding assets to provide funds for the payment of the benefits under the Peoples Bancorp Inc. Second Amended and Restated Deferred Compensation Plan for Directors of Peoples Bancorp Inc. and Subsidiaries, as amended by the First Amendment thereto.

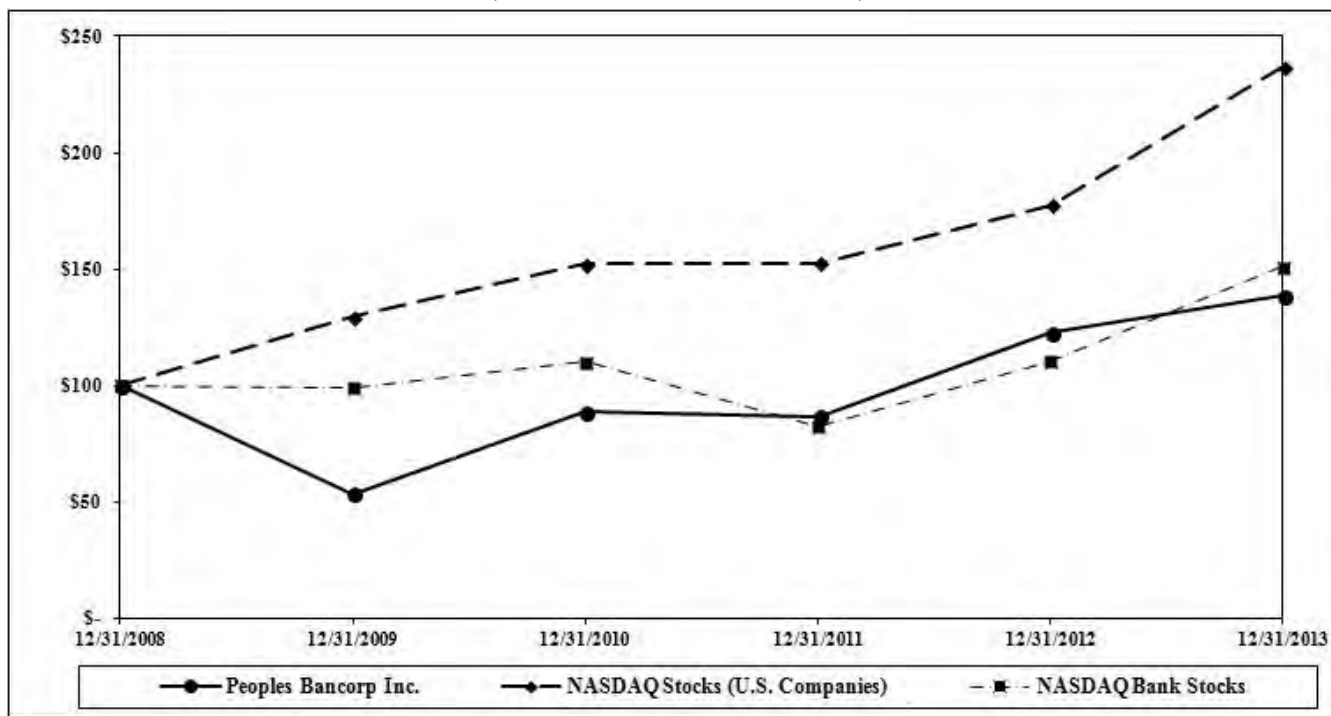
Performance Graph

The following Performance Graph and related information shall not be deemed “soliciting material” or to be “filed” with the SEC, nor shall such information be deemed to be incorporated by reference into any future filing under the Securities Act or the Exchange Act, except to the extent that Peoples specifically incorporates the Performance Graph by reference into such filing.

The following line graphs compare the five-year cumulative total shareholder return of Peoples' common shares, based on an initial investment of \$100 on December 31, 2008, and assuming reinvestment of dividends, against that of an index comprised of all domestic common shares traded on The NASDAQ Stock Market (“NASDAQ Stocks (U.S. Companies)”), and an index comprised of all depository institutions (SIC Code #602) and depository institution holding companies (SIC Code #671) that are traded on The NASDAQ Stock Market (“NASDAQ Bank Stocks”).

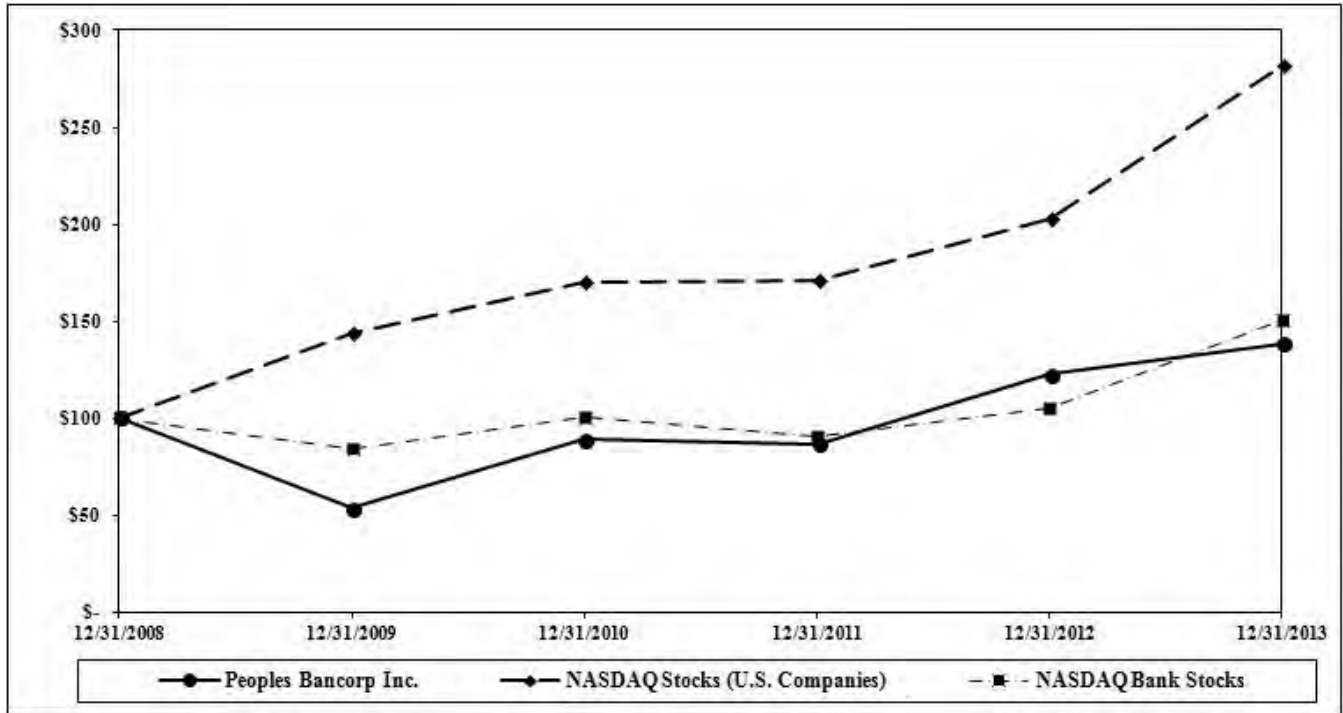
Historically, Peoples has obtained the information used to compile the performance graph included in Peoples' Annual Report on Form 10-K from NASDAQ. NASDAQ changed the data used to perform the analysis effective January 2014. As a result of a change in the total return data made available to Peoples through NASDAQ, Peoples' performance graphs going forward will be using a comparable index provided by NASDAQ OMX Global Indexes. Please note, information for the NASDAQ Stocks (U.S. Companies) index and NASDAQ Bank Stocks, which were from the Center for Research in Security Prices ("CRSP"), are provided only from December 31, 2008 through December 31, 2013, the last day this data was available by Peoples' third-party index provider. Two performance graphs are provided below, the first with the NASDAQ OMX Global Indexes and the second with the CRSP indexes.

**COMPARISON OF FIVE-YEAR TOTAL RETURN AMONG
PEOPLES BANCORP INC., NASDAQ STOCKS (U.S. COMPANIES),
AND NASDAQ BANK STOCKS
(NASDAQ OMX Global Indexes)**



	At December 31,					
	2008	2009	2010	2011	2012	2013
Peoples Bancorp Inc.	\$ 100.00	\$ 53.21	\$ 88.68	\$ 86.70	\$ 122.45	\$ 138.37
NASDAQ Stocks (U.S. Companies)	\$ 100.00	\$ 129.26	\$ 151.94	\$ 152.42	\$ 177.46	\$ 236.88
NASDAQ Bank Stocks	\$ 100.00	\$ 98.65	\$ 109.85	\$ 81.92	\$ 110.37	\$ 150.79

**COMPARISON OF FIVE-YEAR TOTAL RETURN AMONG
PEOPLES BANCORP INC., NASDAQ STOCKS (U.S. COMPANIES),
AND NASDAQ BANK STOCKS
(CRSP Indexes)**



	At December 31,					
	2008	2009	2010	2011	2012	2013
Peoples Bancorp Inc.	\$ 100.00	\$ 53.21	\$ 88.68	\$ 86.70	\$ 122.45	\$ 138.37
NASDAQ Stocks (U.S. Companies)	\$ 100.00	\$ 143.74	\$ 170.17	\$ 171.08	\$ 202.40	\$ 281.91
NASDAQ Bank Stocks	\$ 100.00	\$ 84.30	\$ 100.68	\$ 90.16	\$ 105.38	\$ 150.84

ITEM 6. SELECTED FINANCIAL DATA

The information below has been derived from Peoples' Consolidated Financial Statements.

	At or For the Year Ended December 31,				
	2013	2012	2011	2010	2009
Operating Data					
Total interest income	\$ 67,071	\$ 69,470	\$ 75,133	\$ 89,335	\$ 102,105
Total interest expense	11,686	14,995	21,154	29,433	40,262
Net interest income	55,385	54,475	53,979	59,902	61,843
(Recovery of) provision for loan losses	(4,410)	(4,716)	7,998	26,916	25,721
Net impairment losses on investment securities	—	—	—	(1,786)	(7,707)
Net gain (loss) on investment securities and other transactions	334	(778)	(443)	(39)	1,343
Total non-interest income	37,220	34,971	32,944	31,634	32,050
FDIC insurance expense	1,036	1,002	1,867	2,470	3,442
Other expense	67,229	62,472	59,464	54,572	55,240
Preferred dividends (a)	—	—	1,343	2,052	1,876
Net income available to common shareholders	\$ 17,574	\$ 20,385	\$ 11,212	\$ 3,529	\$ 2,314
Balance Sheet Data					
Total investment securities	680,526	709,085	669,228	641,307	751,866
Loans, net of deferred fees and costs	1,196,234	985,172	938,506	960,718	1,052,058
Allowance for loan losses	17,065	17,811	23,717	26,766	27,257
Total intangible assets	77,603	68,525	64,475	64,870	65,599
Total assets	\$ 2,059,108	\$ 1,918,050	\$ 1,794,161	\$ 1,837,985	\$ 2,001,827
Non-interest-bearing deposits	409,891	317,071	239,837	215,069	198,000
Total retail interest-bearing deposits	1,121,826	1,119,633	1,047,189	1,059,066	1,095,466
Brokered certificates of deposits	49,041	55,599	64,054	87,465	102,420
Short-term borrowings	113,590	47,769	51,643	51,509	76,921
Long-term borrowings	121,826	128,823	142,312	157,703	246,113
Junior subordinated debentures held by subsidiary trust	—	—	22,600	22,565	22,530
Preferred stockholders' equity (a)	—	—	—	38,645	38,543
Common stockholders' equity	221,553	221,728	206,657	192,036	205,425
Tangible assets (b)	1,981,505	1,849,525	1,729,686	1,773,115	1,936,228
Tangible equity (b)	143,950	153,203	142,182	165,811	178,369
Tangible common equity (b)	\$ 143,950	\$ 153,203	\$ 142,182	\$ 127,166	\$ 139,826
Per Common Share Data					
Earnings per common share – basic	\$ 1.65	\$ 1.92	\$ 1.07	\$ 0.34	\$ 0.22
Earnings per common share – diluted	1.63	1.92	1.07	0.34	0.22
Cash dividends declared per share	0.54	0.45	0.30	0.40	0.66
Book value per share (c)	20.89	21.02	19.67	18.36	19.80
Tangible book value per share (b) (c)	\$ 13.57	\$ 14.52	\$ 13.53	\$ 12.16	\$ 13.48
Weighted-average number of common shares outstanding – basic	10,581,222	10,527,885	10,482,318	10,424,474	10,363,975
Weighted-average number of common shares outstanding – diluted	10,679,417	10,528,286	10,482,318	10,431,990	10,374,792
Common shares outstanding at end of period	10,605,782	10,547,960	10,507,124	10,457,327	10,374,637

At or For the Year Ended December 31,

	2013	2012	2011	2010	2009
SIGNIFICANT RATIOS					
Return on average stockholders' equity	7.92 %	9.52%	5.72%	2.33%	1.80%
Return on average common stockholders' equity	7.92	9.52	5.61	1.76	1.17
Return on average assets	0.91	1.11	0.69	0.28	0.21
Net interest margin	3.25	3.39	3.43	3.51	3.48
Efficiency ratio (d)	71.90	69.55	68.98	60.30	60.14
Pre-provision net revenue to total average assets (e)	1.26	1.41	1.41	1.76	1.74
Average stockholders' equity to average assets	11.48	11.63	12.12	12.20	11.50
Average loans to average deposits	70.79	68.23	69.86	73.01	77.97
Dividend payout ratio	33.20 %	23.58%	28.35%	119.33%	298.23%
ASSET QUALITY RATIOS					
Nonperforming loans as a percent of total loans (c)(f)	0.73 %	1.50%	3.26%	4.26%	3.31%
Nonperforming assets as a percent of total assets (c)(f)	0.47	0.82	1.84	2.48	2.06
Nonperforming assets as a percent of total loans and other real estate owned (c)(f)	0.81	1.58	3.49	4.70	3.89
Allowance for loan losses as a percent of loans, net of deferred fees and costs (c)	1.43	1.81	2.53	2.79	2.59
Allowance for loan losses as a percent of nonperforming loans (c)(f)	194.13	119.75	77.18	65.09	78.12
(Recovery of) provision for loan losses as a percent of average total loans	(0.42)	(0.49)	0.84	2.61	2.35
Net (recoveries) charge-offs as a percent of average total loans	(0.35)%	0.12%	1.16%	2.66%	1.96%
CAPITAL RATIOS (c)					
Tier 1 common	12.42 %	14.06%	12.82%	11.59%	10.58%
Tier 1	12.42	14.06	14.86	16.91	15.49
Total (Tier 1 and Tier 2)	13.78	15.43	16.20	18.24	16.80
Tier 1 leverage	8.52	8.83	9.45	10.63	10.06
Tangible equity to tangible assets (b)	7.26	8.28	8.22	9.35	9.21
Tangible common equity to tangible assets (b)	7.26 %	8.28%	8.22%	7.17%	7.22%

- (a) Amounts relate to Series A Preferred Shares issued and sold by Peoples in connection with its participation in the TARP Capital Purchase Program. Additional information regarding the Series A Preferred Shares can be found in Note 11 of the Notes to the Consolidated Financial Statements included immediately following Item 9B of this Form 10-K.
- (b) These amounts represent non-GAAP financial measures since they exclude the balance sheet impact of intangible assets acquired through acquisitions on both total stockholders' equity and total assets. Additional information regarding the calculation of these measures can be found in "ITEM 7. MANAGEMENT'S DISCUSSION AND ANALYSIS OF FINANCIAL CONDITION AND RESULTS OF OPERATIONS" of this Form 10-K under the caption "Capital/Stockholders' Equity".
- (c) Data presented as of the end of the period indicated.
- (d) Non-interest expense (less intangible asset amortization) as a percentage of fully tax-equivalent net interest income plus non-interest income (excluding gains or losses on investment securities, asset disposals and other transactions).
- (e) These amounts represent non-GAAP financial measures since they exclude the provision for loan losses and all gains and losses included in earnings. Additional information regarding the calculation of these measures can be found in "ITEM 7. MANAGEMENT'S DISCUSSION AND ANALYSIS OF FINANCIAL CONDITION AND RESULTS OF OPERATIONS" of this Form 10-K under the caption "Pre-Provision Net Revenue".
- (f) Nonperforming loans include loans 90 days past due and accruing, renegotiated loans and nonaccrual loans. Nonperforming assets include nonperforming loans and other real estate owned.

ITEM 7. MANAGEMENT'S DISCUSSION AND ANALYSIS OF FINANCIAL CONDITION AND RESULTS OF OPERATIONS

Forward-Looking Statements

Certain statements in this Form 10-K, which are not historical fact, are forward-looking statements within the meaning of Section 27A of the Securities Act, Section 21E of the Exchange Act, and the Private Securities Litigation Reform Act of 1995. Words such as “anticipate”, “estimates”, “may”, “feels”, “expects”, “believes”, “plans”, “will”, “would”, “should”, “could” and similar expressions are intended to identify these forward-looking statements but are not the exclusive means of identifying such statements. Forward-looking statements are subject to risks and uncertainties that may cause actual results to differ materially. Factors that might cause such a difference include, but are not limited to:

- (1) the success, impact, and timing of the implementation of Peoples' business strategies, including the successful integration of the recently completed acquisitions, the expansion of consumer lending activity and rebranding efforts;
- (2) Peoples' ability to complete and, if completed, successfully integrate future acquisitions, including the pending merger of Midwest with and into Peoples;
- (3) competitive pressures among financial institutions or from non-financial institutions may increase significantly, including product and pricing pressures and Peoples' ability to attract, develop and retain qualified professionals;
- (4) changes in the interest rate environment due to economic conditions and/or the fiscal policies of the U.S. government and Federal Reserve Board, which may adversely impact interest margins;
- (5) changes in prepayment speeds, loan originations and charge-offs, which may be less favorable than expected and adversely impact the amount of interest income generated;
- (6) adverse changes in the economic conditions and/or activities, including impacts from the implementation of the Budget Control Act of 2011 and the American Taxpayer Relief Act of 2012, as well as continuing economic uncertainty in the U.S., the European Union, and other areas, which could decrease sales volumes and increase loan delinquencies and defaults;
- (7) legislative or regulatory changes or actions, including in particular the Dodd-Frank Act and the regulations promulgated and to be promulgated thereunder by the OCC, the Federal Reserve Board and the CFPB, which may subject Peoples, its subsidiaries, or one or more acquired companies to a variety of new and more stringent legal and regulatory requirements which adversely affect their respective businesses;
- (8) deterioration in the credit quality of Peoples' loan portfolio, which may adversely impact the provision for loan losses;
- (9) changes in accounting standards, policies, estimates or procedures, which may adversely affect Peoples' reported financial condition or results of operations;
- (10) adverse changes in the conditions and trends in the financial markets, including political developments, which may adversely affect the fair value of securities within Peoples' investment portfolio and interest rate sensitivity of Peoples' consolidated balance sheet;
- (11) changes in stock market prices, which may adversely impact income from Peoples' brokerage, asset and wealth management businesses;
- (12) Peoples' ability to receive dividends from its subsidiaries;
- (13) Peoples' ability to maintain required capital levels and adequate sources of funding and liquidity;
- (14) the impact of larger or similar sized financial institutions encountering problems, which may adversely affect the banking industry and/or Peoples' business generation and retention, funding and liquidity;
- (15) the costs and effects of regulatory and legal developments, including the outcome of potential regulatory or other governmental inquiries and legal proceedings and results of regulatory examinations;
- (16) Peoples' ability to secure confidential information through the use of computer systems and telecommunications networks, including those of Peoples' third-party vendors and other service providers,

may prove inadequate, which could adversely affect customer confidence in Peoples and/or result in Peoples incurring a financial loss;

- (17) the overall adequacy of Peoples' risk management program; and
- (18) other risk factors relating to the banking industry or Peoples as detailed from time to time in Peoples' reports filed with the SEC, including those risk factors included in the disclosure under "ITEM 1A. RISK FACTORS" of this Form 10-K.

All forward-looking statements speak only as of the filing date of this Form 10-K and are expressly qualified in their entirety by the cautionary statements. Although management believes the expectations in these forward-looking statements are based on reasonable assumptions within the bounds of management's knowledge of Peoples' business and operations, it is possible that actual results may differ materially from these projections. Additionally, Peoples undertakes no obligation to update these forward-looking statements to reflect events or circumstances after the filing date of this Form 10-K or to reflect the occurrence of unanticipated events except as may be required by applicable legal requirements. Copies of documents filed with the SEC are available free of charge at the SEC's website at www.sec.gov and/or from Peoples Bancorp Inc.'s website – www.peoplesbancorp.com under the "Investor Relations" section.

The following discussion and analysis of Peoples' Consolidated Financial Statements is presented to provide insight into management's assessment of the financial results and condition for the periods presented. This discussion and analysis should be read in conjunction with the audited Consolidated Financial Statements and Notes thereto, as well as the ratios and statistics, contained elsewhere in this Form 10-K.

Summary of Significant Transactions and Events

The following is a summary of transactions or events that have impacted or are expected by management to impact Peoples' results of operations or financial condition:

- On January 21, 2014, Peoples announced that it entered into an Agreement and Plan of Merger dated January 21, 2014 (the "Midwest Agreement") with Midwest Bancshares, Inc. ("Midwest"). The Midwest Agreement calls for Midwest to merge into Peoples, and for Midwest's wholly-owned subsidiary, First National Bank of Wellston, which operates two full-service branches in Wellston and Jackson, Ohio, to merge into Peoples' wholly-owned subsidiary, Peoples Bank. Under the terms of the Midwest Agreement, shareholders of Midwest will receive \$65.50 per share, or \$12.6 million total value, with between 50% and 75% of the total consideration to be paid in Peoples' common stock and the remainder to be paid in cash, with the actual mix to be based on the elections of the shareholders of Midwest and subject to proration. The exchange ratio for the stock component of the transaction will be determined based on the Peoples' average closing stock price during the 20 consecutive trading days immediately preceding the closing of the transaction.
- At the close of business on October 11, 2013, Peoples Bank completed the acquisition of Ohio Commerce Bank ("Ohio Commerce") and its single full-service office in Beachwood, Ohio. Under the terms of the agreement, Peoples Bank paid \$13.75 in cash for each share of Ohio Commerce common stock for a total cash consideration of \$16.5 million. The acquisition added \$96.6 million of loans and \$110.9 million of deposits. Management expects this transaction to be accretive to Peoples' earnings starting in 2014 as one-time acquisition costs more than offset the incremental 2013 earnings. This transaction is more fully described in Note 18 of the Notes to the Consolidated Financial Statements.
- On January 2, 2013, Peoples Insurance acquired a commercial insurance agency office and related customer accounts in the Pikeville, Kentucky area (the "Pikeville Acquisition"). On April 5, 2013, Peoples Insurance acquired McNelly Insurance and Consulting Agency, LLC and related customer accounts in Jackson, Ohio. On May 15, 2013, Peoples Insurance acquired two additional insurance agency offices and related customer accounts in Jackson, Ohio. These acquisitions are expected to help Peoples maintain revenue diversity by continuing to grow the fee-based businesses. These transactions are more fully described in Note 18 of the Notes to the Consolidated Financial Statements.
- In 2013, Peoples incurred \$1.5 million of acquisition-related expenses, compared to \$641,000 in 2012, which were primarily fees for legal costs, other professional services, deconversion costs and write-offs associated with assets acquired. There were no acquisition-related expenses incurred in 2011.
- During 2013, Peoples took steps to reduce its investment in bank-owned life insurance ("BOLI") contracts and redeploy the funds in order to enhance long-term shareholder return. The first action was a \$5.2 million partial withdrawal of the original premium paid, which was completed in May 2013. The next action was a request for a

full surrender of certain BOLI policies, which had a cash surrender value of \$42.8 million and cost basis of \$36.5 million at June 30, 2013. In late July 2013, Peoples Bank received \$36.2 million from the liquidation of the underlying investments in connection with the surrender request. The remaining cash surrender value of approximately \$6.6 million was recorded as a receivable at December 31, 2013, of which \$3.1 million was received January 23, 2014, with the remaining expected to be paid out by the end of first quarter of 2014 in accordance with the terms of the BOLI policies (collectively the "BOLI Surrender").

- The BOLI Surrender proceeds initially were redeployed into Peoples Bank's investment portfolio, while the long-term goal is to ultimately use the proceeds to fund future loan growth. This redeployment is expected to increase Peoples' annual net interest income by at least \$1 million. The BOLI Surrender caused Peoples to incur a \$2.2 million federal income tax liability in 2013 for the gain associated with the policies surrendered.
- Peoples periodically has taken actions to reduce interest rate exposure within the investment portfolio and the entire balance sheet, such as the sale of low yielding investment securities and repayment of high-cost borrowings. During the first quarter of 2013, Peoples sold \$68.8 million of investment securities, primarily low yielding or volatile residential mortgage-backed securities. The proceeds from these sales were reinvested in investment securities during 2013. Peoples intends to use the cash flow generated from the investment portfolio to fund loan growth.
- During 2013, Peoples increased the quarterly dividend declared to common shareholders by 17%. The dividend declared in the first quarter of 2013 and fourth quarter of 2012 was \$0.12 per common share, and the dividend declared in the second and third quarters of 2013 was \$0.14 per common share. On January 23, 2014, Peoples declared a quarterly dividend to common shareholders of \$0.15 per common share, representing a 7% increase over the fourth quarter 2013 dividend of \$0.14 per common share.
- As described in Note 12 of the Notes to the Consolidated Financial Statements, Peoples incurred settlement charges of \$270,000 during 2013 due to the aggregate amount of lump-sum distributions to participants in Peoples' defined benefit pension plan exceeding the threshold for recognizing such charges during the third quarter. Settlement charges of \$835,000 and \$815,000 were recognized during 2012 and 2011, respectively.
- On December 19, 2012, Peoples repaid the entire \$30.9 million aggregate outstanding principal amount of its Series A and Series B Junior Subordinated Debentures and the proceeds were used by PEBO Capital Trust I to redeem 22,975 Series B 8.62% Capital Securities having an aggregate liquidation amount of \$23.0 million, held by institutional investors, as well as 928 outstanding Common Securities and 7,025 Series B 8.62% Capital Securities, having an aggregate liquidation amount of \$8.0 million, held by Peoples (the "Trust Preferred Redemption"). This transaction resulted in Peoples incurring a pre-tax loss of \$1.0 million for the redemption premium and unamortized issuance costs. Peoples funded \$24.0 million of the repayment with a term note from an unaffiliated financial institution at a significantly lower interest rate, and the balance with cash on hand. As a result of the Trust Preferred Redemption, Peoples realized interest expense savings of approximately \$1.1 million in 2013.
- On September 17, 2012, Peoples introduced its new brand as part of a company-wide brand revitalization. The brand is Peoples' promise, which is a guarantee of satisfaction and quality. Peoples incurred costs throughout 2013 associated with the brand revitalization, including marketing due to advertisements, and depreciation expense for new assets related to the \$5 million branch renovation project.
- Since the second quarter of 2011, Peoples has experienced generally improving trends in several asset quality metrics, after a three-year trend of higher credit losses and nonperforming assets than Peoples' long-term historical levels. Additionally, the amount of criticized loans has decreased due in part to Peoples upgrading the loan quality ratings of various commercial loans. These conditions have resulted in recoveries of loan losses of \$4.4 million in 2013 and \$4.7 million in 2012.
- Peoples' net interest income and margin are impacted by changes in market interest rates based upon actions taken by the Federal Reserve Board either directly or through its Open Market Committee. These actions include changing its target Federal Funds Rate (the interest rate at which banks lend money to each other), Discount Rate (the interest rate charged to banks for money borrowed from a Federal Reserve Bank) and longer-term market interest rates (primarily U.S. Treasury securities). Longer-term market interest rates also are affected by the demand for U.S. Treasury securities. The resulting changes in the yield curve slope have a direct impact on reinvestment rates for Peoples' earning assets.
- The Federal Reserve Board has maintained its target Federal Funds Rate at a historically low level of 0% to 0.25% since December 2008 and has maintained the Discount Rate at 0.75% since December 2010. The Federal Reserve

Board continues to indicate there is the potential for these short-term rates to remain unchanged until certain inflation and unemployment rates are achieved.

- Since late 2008, the Federal Reserve Board has taken various actions to lower longer-term market interest rates as a means of stimulating the economy – a policy commonly referred to as “quantitative easing”. These actions have included the buying and selling of mortgage-backed and other debt securities through its open market operations. In December 2013, the Federal Reserve Board announced plans to taper its quantitative easing efforts. As a result, the slope of the U.S. Treasury yield curve has fluctuated significantly. Substantial flattening occurred in late 2008, in mid-2010 and late 2011 through 2012, while moderate steepening occurred in the second half of 2009, late 2010 and mid 2013.

The impact of these transactions, where material, is discussed in the applicable sections of this Management’s Discussion and Analysis of Financial Condition and Results of Operations.

Critical Accounting Policies

The accounting and reporting policies of Peoples conform to US GAAP and to general practices within the financial services industry. A summary of significant accounting policies is contained in Note 1 of the Notes to the Consolidated Financial Statements. While all of these policies are important to understanding the Consolidated Financial Statements, certain accounting policies require management to exercise judgment and make estimates or assumptions that affect the amounts reported in the Consolidated Financial Statements and accompanying Notes. These estimates and assumptions are based on information available as of the date of the Consolidated Financial Statements; accordingly, as this information changes, the Consolidated Financial Statements could reflect different estimates or assumptions.

Management has identified the accounting policies described below as those that, due to the judgments, estimates and assumptions inherent in the policies, are critical to an understanding of Peoples’ Consolidated Financial Statements and Management’s Discussion and Analysis of Financial Condition and Results of Operations.

Income Recognition

Interest income on loans and investment securities is recognized by methods that result in level rates of return on principal amounts outstanding, including yield adjustments resulting from the amortization of loan costs and premiums on investment securities and accretion of loan fees and discounts on investment securities. Since mortgage-backed securities comprise a sizable portion of Peoples’ investment portfolio, a significant increase in principal payments on those securities could impact interest income due to the corresponding acceleration of premium amortization or discount accretion. Management’s analysis at December 31, 2013 showed changes in the rate of prepayments could cause an approximately 10 basis point change in Peoples’ net interest margin from quarter-to-quarter.

Peoples discontinues the accrual of interest on a loan when conditions cause management to believe collection of all or any portion of the loan’s contractual interest is doubtful. Such conditions may include the borrower being 90 days or more past due on any contractual payments or current information regarding the borrower’s financial condition and repayment ability. All unpaid accrued interest deemed uncollectible is reversed, which would reduce Peoples’ net interest income. Interest received on nonaccrual loans is included in income only if principal recovery is reasonably assured.

Allowance for Loan Losses

In general, determining the amount of the allowance for loan losses requires significant judgment and the use of estimates by management. Peoples maintains an allowance for loan losses based on a quarterly analysis of the loan portfolio and estimation of the losses that are probable of occurrence within the loan portfolio. This formal analysis determines an appropriate level and allocation of the allowance for loan losses among loan types and the resulting recovery of or provision for loan losses by considering factors affecting losses, including specific losses, levels and trends in impaired and nonperforming loans, historical loan loss experience, current national and local economic conditions, volume, growth and composition of the portfolio, regulatory guidance and other relevant factors. Management continually monitors the loan portfolio through Peoples Bank’s Credit Administration Department and Loan Loss Committee to evaluate the adequacy of the allowance. The recovery or provision could increase or decrease each quarter based upon the results of management’s formal analysis.

The amount of the allowance for loan losses for the various loan types represents management’s estimate of probable losses from existing loans. Management evaluates lending relationships deemed to be impaired on an individual basis and makes specific allocations of the allowance for loan losses for each relationship based on discounted cash flows using the loan’s initial effective interest rate or the fair value of the collateral for certain collateral dependent loans. For all other loans, management evaluates pools of homogeneous loans (such as residential mortgage loans and consumer

loans) and makes general allocations for each loan pool based upon historical loss experience. While allocations are made to specific loans and pools of loans, the allowance is available for all loan losses.

The evaluation of individual impaired loans requires management to make estimates of the amounts and timing of future cash flows on impaired loans, which consist primarily of loans placed on nonaccrual status, restructured or internally classified as substandard or doubtful. These reviews are based upon specific quantitative and qualitative criteria, including the size of the loan, the loan cash flow characteristics, loan quality ratings, value of collateral, repayment ability of borrowers, and historical experience factors. Allowances for homogeneous loans are evaluated based upon historical loss experience, adjusted for qualitative risk factors, such as trends in losses and delinquencies, growth of loans in particular markets, and known changes in economic conditions in each lending market. As part of the process of identifying the pools of homogenous loans, management takes into account any concentrations of risk within any portfolio segment, including any significant industrial concentrations. Consistent with the evaluation of allowances for homogenous loans, the allowance relating to the Overdraft Privilege program is based upon management's monthly analysis of accounts in the program. This analysis considers factors that could affect losses on existing accounts, including historical loss experience and length of overdraft.

There can be no assurance the allowance for loan losses will be adequate to cover all losses, but management believes the allowance for loan losses at December 31, 2013 was adequate to provide for probable losses from existing loans based on information currently available. While management uses available information to estimate losses, the ultimate collectibility of a substantial portion of the loan portfolio, and the need for future additions to the allowance, will be based on changes in economic conditions and other relevant factors. As such, adverse changes in economic activity could reduce currently estimated cash flows for both commercial and individual borrowers, which would likely cause Peoples to experience increases in problem assets, delinquencies and losses on loans in the future.

Investment Securities

Peoples' investment portfolio accounted for 33% of total assets at December 31, 2013, of which approximately 89% of the securities were classified as available-for-sale. Correspondingly, Peoples carries these securities at fair value on its Consolidated Balance Sheets, with any unrealized gain or loss recorded in stockholders' equity as a component of accumulated other comprehensive income or loss. As a result, both the investment and equity sections of Peoples' Consolidated Balance Sheet are sensitive to changes in the overall market value of the investment portfolio, due to changes in market interest rates, investor confidence and other factors affecting market values.

While temporary changes in the fair value of available-for-sale securities are not recognized in earnings, Peoples is required to evaluate all investment securities with an unrealized loss on a quarterly basis to identify potential other-than-temporary impairment ("OTTI") losses. This analysis requires management to consider various factors that involve judgment and estimation, including the duration and magnitude of the decline in value, the financial condition of the issuer or pool of issuers, and the structure of the security.

Under current US GAAP, an OTTI loss is recognized in earnings only when (1) Peoples intends to sell the debt security; (2) it is more likely than not that Peoples will be required to sell the debt security before recovery of its amortized cost basis; or (3) Peoples does not expect to recover the entire amortized cost basis of the debt security. In situations where Peoples intends to sell, or when it is more likely than not that Peoples will be required to sell the debt security, the entire OTTI loss must be recognized in earnings. In all other situations, only the portion of the OTTI losses representing the credit loss must be recognized in earnings, with the remaining portion being recognized in stockholders' equity as a component of accumulated other comprehensive income or loss, net of deferred taxes. Prior to the second quarter of 2009, if Peoples determined a loss to be "other-than-temporary", then an impairment loss was recognized in earnings equal to the entire difference between the investment's amortized cost basis and its fair value at the balance sheet date.

Peoples has not recognized an impairment loss in 2013, 2012 or 2011. Management performed its quarterly analysis of the investment securities with an unrealized loss at December 31, 2013, and concluded no individual securities were other-than-temporarily impaired.

Goodwill and Other Intangible Assets

During 2013 and in prior years, Peoples recorded goodwill and other intangible assets as a result of acquisitions accounted for under the purchase method of accounting. Under the purchase method, Peoples is required to allocate the cost of an acquired company to the assets acquired, including identified intangible assets, and liabilities assumed based on their estimated fair values at the date of acquisition. Goodwill represents the excess cost over the fair value of net assets acquired and is not amortized but is tested for impairment when indicators of impairment exist, or at least annually. Peoples' other intangible assets consist of customer relationship intangible assets, including core deposit

intangibles, representing the present value of future net income to be earned from acquired customer relationships with definite useful lives, which are required to be amortized over their estimated useful lives.

The value of recorded goodwill is supported ultimately by revenue that is driven by the volume of business transacted and Peoples' ability to provide quality, cost-effective services in a competitive market place. A decline in earnings as a result of a lack of growth or the inability to deliver cost-effective services over sustained periods can lead to impairment of goodwill that could adversely impact earnings in future periods. Potential goodwill impairment exists when the fair value of the reporting unit (as defined by US GAAP) is less than its carrying value. An impairment loss is recognized in earnings only when the carrying amount of goodwill is less than its implied fair value.

Peoples performs its required annual impairment test as of June 30 each year. The goodwill impairment test consists of a two step process that includes (1) determining if potential goodwill impairment exists and (2) measuring the impairment loss, if any. At June 30, 2013, management's analysis concluded that the estimated fair value of Peoples' single reporting unit exceeded its carrying value. The analysis also included an assessment of events and circumstances considering several key factors such as economic and local market conditions, overall financial performance, changes in management or key personnel, and share price.

Peoples is required to perform interim tests for goodwill impairment in subsequent quarters if events occur or circumstances change that indicate potential goodwill impairment exists, such as adverse changes to Peoples' business or a significant decline in Peoples' market capitalization. At December 31, 2013, Peoples' market capitalization was more than its book value, which management considered to be evidence that goodwill was not impaired.

Peoples records servicing rights ("SRs") in connection with its mortgage banking and small business lending activities, which are intangible assets representing the right to service loans sold to third-party investors. These intangible assets are recorded initially at fair value and subsequently amortized over the estimated life of the loans sold. SRs are stratified based on their predominant risk characteristics and assessed for impairment at the strata level at each reporting date based on their fair value. At December 31, 2013, management concluded no portion of the recorded SRs was impaired since the fair value equaled or exceeded the carrying value. However, future events, such as a significant increase in prepayment speeds, could result in a fair value that is less than the carrying amount, which would require the recognition of an impairment loss in earnings.

Income Taxes

Income taxes are recorded based on the liability method of accounting, which includes the recognition of deferred tax assets and liabilities for the temporary differences between carrying amounts and tax bases of assets and liabilities, computed using enacted tax rates. In general, Peoples records deferred tax assets when the event giving rise to the tax benefit has been recognized in the Consolidated Financial Statements.

A valuation allowance is recognized to reduce any deferred tax asset that, based upon available information, it is more-likely-than-not all, or any portion, of the deferred tax asset will not be realized. Assessing the need for, and amount of, a valuation allowance for deferred tax assets requires significant judgment and analysis of evidence regarding realization of the deferred tax assets. In most cases, the realization of deferred tax assets is dependent upon Peoples generating a sufficient level of taxable income in future periods, which can be difficult to predict. Peoples' largest deferred tax assets involve differences related to Peoples' allowance for loan losses and realization of income tax credits received from Peoples' investments in low-income housing projects and funds. Given the nature of Peoples' deferred tax assets, management determined no valuation allowances were needed at either December 31, 2013 or 2012.

The calculation of tax liabilities is complex and requires the use of estimates and judgment since it involves the application of complex tax laws that are subject to different interpretations by Peoples and the various tax authorities. These interpretations are subject to challenge by the tax authorities upon audit or to reinterpretation based on management's ongoing assessment of facts and evolving case law.

From time-to-time and in the ordinary course of business, Peoples is involved in inquiries and reviews by tax authorities that normally require management to provide supplemental information to support certain tax positions taken by Peoples in its tax returns. Uncertain tax positions are initially recognized in the Consolidated Financial Statements when it is more likely than not the position will be sustained upon examination by the tax authorities. Such tax positions are initially and subsequently measured as the largest amount of tax benefit that is greater than 50% likely of being realized upon ultimate settlement with the tax authority assuming full knowledge of the position and all relevant facts. The amount of unrecognized tax benefits was immaterial at both December 31, 2013 and 2012.

Management believes it has taken appropriate positions on its tax returns, although the ultimate outcome of any tax review cannot be predicted with certainty. Consequently, no assurance can be given that the final outcome of these matters will not be different than what is reflected in the current and historical financial statements.

Fair Value Measurements

As a financial services company, the carrying value of certain financial assets and liabilities is impacted by the application of fair value measurements, either directly or indirectly. In certain cases, an asset or liability is measured and reported at fair value on a recurring basis, such as available-for-sale investment securities. In other cases, management must rely on estimates or judgments to determine if an asset or liability not measured at fair value warrants an impairment write-down or whether a valuation reserve should be established. Given the inherent volatility, the use of fair value measurements may have a significant impact on the carrying value of assets or liabilities, or result in material changes to the consolidated financial statements, from period to period.

Detailed information regarding fair value measurements can be found in Note 2 of the Notes to the Consolidated Financial Statements. The following is a summary of those assets and liabilities that may be affected by fair value measurements, as well as a brief description of the current accounting practices and valuation methodologies employed by Peoples:

Available-for-Sale Investment Securities

Investment securities classified as available-for-sale are measured and reported at fair value on a recurring basis. For most securities, the fair value is based upon quoted market prices (Level 1) or determined by pricing models that consider observable market data (Level 2). For structured investment securities, the fair value often must be based upon unobservable market data, such as non-binding broker quotes and discounted cash flow analysis or similar models, due to the absence of an active market for these securities (Level 3). As a result, management's determination of fair value for these securities is highly dependent on subjective or complex judgments, estimates and assumptions, which could change materially between periods. Management occasionally uses information from independent third-party consultants in its determination of the fair value of more complex structured investment securities. At December 31, 2013, all of Peoples' available-for-sale investment securities were measured using observable market data.

At December 31, 2013, the majority of the investment securities with Level 2 fair values were determined using information provided by third-party pricing services. Management reviews the valuation methodology and quality controls utilized by the pricing services in their overall assessment of the reasonableness of the fair values provided. Management reviews the fair values provided by these third parties on a monthly basis and challenges prices when it believes a discrepancy in pricing exists. To the extent available, management utilizes an independent third-party pricing source to assist in its assessment of the values provided by its primary pricing services. Management challenges third-party valuations for any security where it believes a material difference in pricing exists. Based on Peoples' past experience, these challenges more-often-than-not result in the third party adjusting its valuation of the security.

Impaired loans

For loans considered impaired, the amount of impairment loss recognized is determined based on a discounted cash flow analysis or the fair value of the underlying collateral if repayment is expected solely from the sale of the collateral. Management typically relies on the fair value of the underlying collateral due to the significant uncertainty surrounding the borrower's ability to make future payments. The vast majority of the collateral securing impaired loans is real estate, although the collateral may also include accounts receivable and equipment, inventory or similar personal property. The fair value of the collateral used by management represents the estimated proceeds to be received from the sale of the collateral, less costs incurred during the sale, based upon observable market data or market value data provided by independent, licensed or certified appraisers.

Goodwill

The process of evaluating goodwill for impairment involves highly subjective or complex judgments, estimates and assumptions regarding the fair value of Peoples' reporting unit and, in some cases, goodwill itself. As a result, changes to these judgments, estimates and assumptions in future periods could result in materially different results.

Peoples currently possesses a single reporting unit for goodwill impairment testing. While quoted market prices exist for Peoples' common shares since they are publicly traded, these market prices do not necessarily reflect the value associated with gaining control of an entity. Thus, management takes into account all appropriate fair value measurements in determining the estimated fair value of the reporting unit.

The measurement of any actual impairment loss requires management to calculate the implied fair value of goodwill by deducting the fair value of all tangible and separately identifiable intangible net assets (including unrecognized

intangible assets) from the fair value of the reporting unit. The fair value of net tangible assets is calculated using the methodologies described in Note 2 of the Notes to the Consolidated Financial Statements. Customer relationship intangibles are the only separately identifiable intangible assets included in the calculation of the implied fair value of goodwill. The amount of these intangibles represents the present value of the future earnings stream attributable to the deposit relationships.

Servicing Rights

SRs are carried at the lower of amortized cost or market value, and, therefore, can be subject to fair value measurements on a nonrecurring basis. SRs do not trade in an active market with readily observable prices. Thus, management determines fair value based upon a valuation model that calculates the present value of estimated future net servicing income provided by an independent third-party consultant. This valuation model is affected by various input factors, such as servicing costs, expected prepayment speeds and discount rates, which are subject to change between reporting periods. As a result, significant changes to these factors could result in a material change to the calculated fair value of SRs.

EXECUTIVE SUMMARY

Net income available to common shareholders for the year ended December 31, 2013 was \$17.6 million, compared to \$20.4 million in 2012 and \$11.2 million in 2011, representing earnings per diluted common share of \$1.63, \$1.92 and \$1.07, respectively. The lower earnings in 2013 were due to additional operating costs associated with various strategic investments to grow revenue over the past year, plus a lower recovery of loan losses. Peoples generated positive operating leverage during 2012 as growth in total revenue was larger than the growth in total non-interest expenses.

In 2013, Peoples had a recovery of loan losses of \$4.4 million as several asset quality metrics maintained favorable trends. The favorable trends included net recoveries of \$3.7 million for 2013, compared to net charge-offs of \$1.2 million in 2012. Peoples recorded a recovery of loan losses of \$4.7 million for 2012 and provision for loan losses of \$8.0 million for 2011. These recoveries or provisions represented amounts needed to maintain the adequacy of the allowance for loan losses.

Net interest income was relatively stable in 2013 compared to 2012, due to the reduction in interest income being offset by the reduction of interest expense. For the past several years, the prolonged low interest rate environment has continued to put downward pressure on asset yields, which contributed to the 14 basis point compression in net interest margin during 2013. However, the impact on net interest income has been offset by higher loan balances and lower funding costs. Net interest income and margin were relatively stable in 2012 compared to 2011, due to the reduction in interest income being offset by the reduction of interest expense. The slight net interest margin compression was a result of long-term interest rates remaining at historically low levels.

Total non-interest income, which excludes gains and losses on investment securities, asset disposals and other transactions, was up 6% in 2013 compared to 2012, as insurance and trust and investment income both experienced double-digit percentage increases. Acquisitions completed in late 2012 and early 2013 have benefited both business lines; however, this growth was partially offset by lower mortgage banking income due to the slowdown of refinancing activity, and the retention of residential real estate loans in the portfolio. Total non-interest income was up 6% in 2012 compared to 2011, as strong revenue generation occurred in several major sources. The most notable growth occurred in mortgage banking income, which increased \$1.2 million, or 71%, over the prior year due to higher refinancing activity.

Total other expense increased 8%, or \$4.8 million, for the year ended December 31, 2013, due primarily to strategic investments to grow revenue. This increase was driven by salaries and employee benefits, as a result of an increase in the number of employees largely due to acquisitions. Acquisition-related expenses during 2013 were \$1.4 million compared to \$569,000 in 2012. In 2012, other expense increased 3%, primarily due to additional sales and incentive compensation of \$1.8 million, which was a result of the improved financial performance of Peoples.

At December 31, 2013, total assets were up 7% to \$2.06 billion versus \$1.92 billion at year-end 2012, with the increase due mostly to higher net loan balances. Portfolio loan balances grew \$211.1 million during 2013, which was due to the loans acquired in the Ohio Commerce acquisition and 12% organic growth. The allowance for loan losses decreased \$0.7 million to \$17.1 million, or 1.43% of loans, net of deferred fees and costs, compared to \$17.8 million and 1.81% at December 31, 2012. Total investment securities compressed to \$680.5 million at December 31, 2013, compared to \$709.1 million at the prior year-end.

Total liabilities were \$1.84 billion at December 31, 2013, up \$141.2 million since December 31, 2012. More than half of this increase was attributable to growth in non-interest-bearing deposits, which increased \$92.8 million from year-end 2012. The acquisition of Ohio Commerce during 2013 provided an additional \$30.9 million of non-interest-bearing deposits and

\$80.0 million of interest-bearing deposits. Non-interest-bearing deposits comprised 26.8% of total retail deposits at December 31, 2013, versus 22.1% at year-end 2012. At December 31, 2013, total borrowed funds were \$235.4 million, up \$58.8 million compared to the prior year-end, as Peoples began utilizing short-term borrowings to fund loan growth.

At December 31, 2013, total stockholders' equity was \$221.6 million, which was relatively flat compared to December 31, 2012. Earnings exceeded dividends declared by \$11.7 million, which was offset by a decrease in accumulated other comprehensive loss of \$13.9 million; however, regulatory capital ratios remained significantly higher than "well capitalized" minimums. Peoples' Tier 1 Common Capital ratio decreased to 12.42% at December 31, 2013, versus 14.06% at December 31, 2012, while the Total Capital ratio was 13.78% versus 15.43% at December 31, 2012. The lower capital ratios were largely the result of acquisitions completed by Peoples in 2013. In addition, Peoples' tangible common equity to tangible assets ratio was 7.26% and tangible book value per share was \$13.57 at December 31, 2013, versus 8.28% and \$14.52 at December 31, 2012, respectively. A significant contributing factor to the lower tangible equity ratio was the change in market value of Peoples' available-for-sale investment securities during 2013.

RESULTS OF OPERATIONS

Interest Income and Expense

Peoples earns interest income on loans and investments and incurs interest expense on interest-bearing deposits and borrowed funds. Net interest income, the amount by which interest income exceeds interest expense, remains Peoples' largest source of revenue. The amount of net interest income earned by Peoples is affected by various factors, including changes in market interest rates due to the Federal Reserve Board's monetary policy, the level and degree of pricing competition for both loans and deposits in Peoples' markets, and the amount and composition of Peoples' earning assets and interest-bearing liabilities.

Peoples monitors net interest income performance and manages its balance sheet composition through regular ALCO meetings. The asset-liability management process employed by the ALCO is intended to mitigate the impact of future interest rate changes on Peoples' net interest income and earnings. However, the frequency and/or magnitude of changes in market interest rates are difficult to predict, and may have a greater impact on net interest income than adjustments management is able to make.

The following table details Peoples' average balance sheets for the years ended December 31:

	2013			2012			2011		
	Average Balance	Income/Expense	Yield/Cost	Average Balance	Income/Expense	Yield/Cost	Average Balance	Income/Expense	Yield/Cost
<i>(Dollars in thousands)</i>									
Short-term investments	\$ 16,154	\$ 94	0.59 %	\$ 9,705	\$ 20	0.21 %	\$ 11,522	\$ 24	0.21 %
Other long-term investments	743	2	0.27 %	—	—	— %	—	—	— %
Investment Securities (1):									
Taxable	646,884	17,026	2.63 %	645,249	19,961	3.09 %	631,112	24,332	3.86 %
Nontaxable (2)	50,487	2,461	4.87 %	40,190	2,206	5.49 %	38,653	2,385	6.17 %
Total investment securities	697,371	19,487	2.79 %	685,439	22,167	3.23 %	669,765	26,717	3.99 %
Loans (3):									
Commercial	636,156	29,225	4.59 %	618,846	29,672	4.79 %	616,970	30,375	4.92 %
Real estate (4)	289,022	13,320	4.61 %	252,647	12,982	5.14 %	246,878	13,111	5.31 %
Consumer	121,193	6,143	5.18 %	95,673	5,716	5.97 %	87,103	6,039	6.93 %
Total loans	1,046,371	48,688	4.66 %	967,166	48,370	5.00 %	950,951	49,525	5.21 %
Less: Allowance for loan losses	(17,935)			(21,473)			(27,259)		
Net loans	1,028,436	48,688	4.73 %	945,693	48,370	5.11 %	923,692	49,525	5.36 %
Total earning assets	1,742,704	68,271	3.92 %	1,640,837	70,557	4.30 %	1,604,979	76,266	4.75 %
Intangible assets	72,420			65,881			64,621		
Other assets	117,243			134,571			141,479		
Total assets	\$1,932,367			\$1,841,289			\$1,811,079		
Deposits:									
Savings accounts	\$ 200,190	\$ 107	0.05 %	\$ 162,055	\$ 90	0.06 %	\$ 132,365	\$ 166	0.13 %
Government deposit accounts	146,955	642	0.44 %	151,877	937	0.62 %	147,688	1,528	1.04 %
Interest-bearing demand accounts	125,984	101	0.08 %	113,022	117	0.10 %	101,094	164	0.16 %
Money market accounts	259,226	379	0.15 %	255,345	423	0.17 %	262,374	760	0.29 %
Brokered deposits	51,287	1,871	3.65 %	56,451	1,996	3.54 %	70,417	2,308	3.28 %
Retail certificates of deposit	358,918	3,952	1.10 %	404,872	5,496	1.36 %	419,226	9,004	2.15 %
Total interest-bearing deposits	1,142,560	7,052	0.62 %	1,143,622	9,059	0.79 %	1,133,164	13,930	1.23 %
Borrowed Funds:									
Short-term FHLB advances	44,127	55	0.16 %	13,240	17	0.12 %	5,525	5	0.08 %
Retail repurchase agreements	37,167	59	0.12 %	37,401	57	0.15 %	41,589	98	0.23 %
Total short-term borrowings	81,294	114	0.14 %	50,641	74	0.14 %	47,114	103	0.22 %
Long-term FHLB advances	64,004	2,167	3.39 %	68,041	2,305	3.39 %	84,193	2,895	3.44 %
Wholesale repurchase agreements	40,000	1,471	3.68 %	44,208	1,610	3.58 %	65,000	2,247	3.41 %
Other borrowings	22,096	882	3.94 %	22,729	1,947	8.62 %	22,583	1,979	8.64 %
Total long-term borrowings	126,100	4,520	3.57 %	134,978	5,862	4.27 %	171,776	7,121	4.11 %
Total borrowed funds	207,394	4,634	2.23 %	185,619	5,936	3.17 %	218,890	7,224	3.27 %
Total interest-bearing liabilities	1,349,954	11,686	0.86 %	1,329,241	14,995	1.13 %	1,352,054	21,154	1.56 %
Non-interest-bearing deposits	335,637			273,893			228,093		
Other liabilities	24,865			24,037			11,435		
Total liabilities	1,710,456			1,627,171			1,591,582		
Preferred equity	—			—			19,492		
Common equity	221,911			214,118			200,005		
Total stockholders' equity	221,911			214,118			219,497		
Total liabilities and stockholders' equity	\$1,932,367			\$1,841,289			\$1,811,079		
Interest rate spread		\$ 56,585	3.06 %		\$ 55,562	3.17 %		\$ 55,112	3.19 %
Net interest margin			3.25 %			3.39 %			3.43 %

(1) Average balances are based on carrying value.

(2) Interest income and yields are presented on a fully tax-equivalent basis using a 35% federal statutory tax rate.

- (3) Average balances include nonaccrual and impaired loans. Interest income includes interest earned on nonaccrual loans prior to the loans being placed on nonaccrual status. Loan fees included in interest income were immaterial for all periods presented.
- (4) Loans held for sale are included in the average loan balance listed. Related interest income on loans originated for sale prior to the loan being sold is included in loan interest income.

The following table provides an analysis of the changes in fully tax-equivalent (“FTE”) net interest income:

<i>(Dollars in thousands)</i> Increase (decrease) in:	Changes from 2012 to 2013			Changes from 2011 to 2012		
	Rate	Volume	Total ⁽¹⁾	Rate	Volume	Total ⁽¹⁾
INTEREST INCOME:						
Short-term investments	\$ 54	\$ 20	\$ 74	\$ —	\$ (4)	\$ (4)
Other long-term investments	—	2	2	—	—	—
Investment Securities: ⁽²⁾						
Taxable	(2,985)	50	(2,935)	(4,905)	534	(4,371)
Nontaxable	(266)	521	255	(271)	92	(179)
Total investment income	(3,251)	571	(2,680)	(5,176)	626	(4,550)
Loans:						
Commercial	(1,250)	803	(447)	(795)	92	(703)
Real estate	(1,421)	1,759	338	(431)	302	(129)
Consumer	(867)	1,294	427	(883)	560	(323)
Total loan income	(3,538)	3,856	318	(2,109)	954	(1,155)
Total interest income	(6,735)	4,449	(2,286)	(7,285)	1,576	(5,709)
INTEREST EXPENSE:						
Deposits:						
Savings accounts	(4)	21	17	(107)	31	(76)
Government deposit accounts	(266)	(29)	(295)	(633)	42	(591)
Interest-bearing demand accounts	(28)	12	(16)	(65)	18	(47)
Money market accounts	(50)	6	(44)	(317)	(20)	(337)
Brokered certificates of deposit	62	(187)	(125)	172	(484)	(312)
Retail certificates of deposit	(964)	(580)	(1,544)	(3,209)	(299)	(3,508)
Total deposit cost	(1,250)	(757)	(2,007)	(4,159)	(712)	(4,871)
Borrowed funds:						
Short-term borrowings	3	37	40	(28)	(1)	(29)
Long-term borrowings	(978)	(364)	(1,342)	19	(1,278)	(1,259)
Total borrowed funds cost	(975)	(327)	(1,302)	(9)	(1,279)	(1,288)
Total interest expense	(2,225)	(1,084)	(3,309)	(4,168)	(1,991)	(6,159)
Net interest income	\$ (4,510)	\$ 5,533	\$ 1,023	\$ (3,117)	\$ 3,567	\$ 450

- (1) The change in interest due to both rate and volume has been allocated to rate and volume changes in proportion to the relationship of the dollar amounts of the changes in each.
- (2) Presented on a fully tax-equivalent basis.

As part of the analysis of net interest income, management converts tax-exempt income earned on obligations of states and political subdivisions to the pre-tax equivalent of taxable income using an effective tax rate of 35%. Management believes the resulting FTE net interest income allows for a more meaningful comparison of tax-exempt income and yields to their taxable equivalents. Net interest margin, which is calculated by dividing FTE net interest income by average interest-earning assets, serves as an important measurement of the net revenue stream generated by the volume, mix and pricing of earning assets and interest-bearing liabilities.

The following table details the calculation of FTE net interest income for the years ended December 31:

<i>(Dollars in thousands)</i>	2013	2012	2011
Net interest income, as reported	\$ 55,385	\$ 54,475	\$ 53,979
Taxable equivalent adjustments	1,200	1,087	1,133
Fully tax-equivalent net interest income	\$ 56,585	\$ 55,562	\$ 55,112

The yield curve remained relatively flat and interest rates remained low during 2013, which placed greater downward pressure on Peoples' net interest income and margin. In 2013, Peoples recognized \$270,000 of normal accretion income from the Ohio Commerce acquisition, and \$976,000 of additional interest income from prepayment fees and interest recovered on nonaccrual loans, which when combined added approximately 6 basis points to net interest margin. In comparison, additional interest income from prepayment fees and interest recovered on nonaccrual loans was \$467,000 in 2012 and \$348,000 in 2011, adding approximately 3 basis points and 2 basis points, respectively, to net interest margin.

The yield on investment securities declined further in 2013, as the impact of lower reinvestment rates was magnified by higher levels of principal prepayments within mortgage-backed securities. This intensified during the first half of 2013, as long-term interest rates pushed to historic lows but tapered as rates increased later in 2013 and prepayments slowed. During 2013, the average monthly principal cash flow received by Peoples from its investment portfolio was approximately \$8.0 million, compared to a monthly average of approximately \$11.9 million in 2012. The cash flow received from the investment portfolio in 2013 had an average yield of 2.77% and was reinvested in securities with a yield in the range of 2.0% to 2.5%. Similar conditions within Peoples' loan portfolio resulted in total asset yields declining by 45 basis points during the year.

Peoples' 2012 funding costs benefited from the extinguishment of \$35.0 million of higher-cost wholesale borrowings in the first quarter of 2012 and the maturity of special higher-cost retail CDs. Most of the CDs were part of a special product offering in 2008 and had an average cost of 3.87%. The majority of these high-cost CDs, nearly \$60 million, matured during the final two quarters of 2011, with \$22.0 million at an average rate of 4.22% maturing during the first quarter of 2012. As a result of the Trust Preferred Redemption, Peoples realized an annual interest expense savings of \$1.1 million in 2013. Peoples remains diligent in minimizing the impact of margin compression on net interest income, with earning asset growth to be the key driver.

Detailed information regarding changes in the Consolidated Balance Sheets can be found under appropriate captions of the "FINANCIAL CONDITION" section of this discussion. Additional information regarding Peoples' interest rate risk and the potential impact of interest rate changes on Peoples' results of operations and financial condition can be found later in this discussion under the caption "Interest Rate Sensitivity and Liquidity".

(Recovery of) Provision for Loan Losses

The following table details Peoples' recovery of, or provision for, loan losses recognized for the years ended December 31:

<i>(Dollars in thousands)</i>	2013	2012	2011
Provision for checking account overdrafts	\$ 356	\$ 294	\$ 418
(Recovery of) provision for other loan losses	(4,766)	(5,010)	7,580
Net (recovery of) provision for loan losses	\$ (4,410)	\$ (4,716)	\$ 7,998
As a percent of average total loans	(0.42)%	(0.49)%	0.84%

The recovery of, or provision for, loan losses represents the amount needed to maintain the adequacy of the allowance for loan losses based on management's formal quarterly analysis of the loan portfolio and procedural methodology that estimates the amount of probable credit losses. This process considers various factors that affect losses, such as changes in Peoples' loan quality, historical loss experience and current economic conditions. The recovery of loan losses recorded during 2013 was driven mostly by recoveries on commercial real estate loans that had previously incurred charge-offs. Peoples also experienced continued improving trends in various credit quality metrics, including historical loss trends and the level of criticized loans.

Additional information regarding changes in the allowance for loan losses and loan credit quality can be found later in this discussion under the caption "Allowance for Loan Losses".

Net Other Losses

The following table details the other gains and losses for the years ended December 31 recognized by Peoples:

<i>(Dollars in thousands)</i>	2013	2012	2011
Net loss on OREO	\$ —	\$ —	\$ (1,395)
Gain on loans held-for-sale	86	66	469
Loss on debt extinguishment	—	(4,144)	—
Net (loss) gain on bank premises and equipment	(241)	(261)	10
Bargain purchase gains	—	13	—
Net other losses	\$ (155)	\$ (4,326)	\$ (916)

Net losses on bank premises and equipment during 2013 included \$248,000 of losses due largely to asset write-offs of associated with the Ohio Commerce acquisition and the sales and relocation of banking offices during the year. The loss on debt extinguishment for 2012 included \$3.1 million for the prepayment of \$35 million of wholesale borrowings during the first quarter and \$1.0 million for the Trust Preferred Redemption. Nearly all of the net OREO losses in 2011 were the result of write-downs on a commercial property held as OREO since late 2009 and sold in early 2012.

Non-Interest Income

Peoples generates non-interest income, which excludes gains and losses on investments and other assets, from five primary sources: insurance sales revenues, deposit account service charges, trust and investment activities, electronic banking (“e-banking”), and mortgage banking. Peoples continues to focus on revenue growth from non-interest income sources in order to maintain a diversified revenue stream through greater reliance on fee-based revenues. As a result, total non-interest income accounted for 40.2% of Peoples' total revenues in 2013, compared to 39.1% in 2012 and 37.9% in 2011.

Insurance income comprised the largest portion of Peoples' non-interest income. The following table details Peoples' insurance income for the years ended December 31:

<i>(Dollars in thousands)</i>	2013	2012	2011
Property and casualty insurance commissions	\$ 9,873	\$ 7,974	\$ 7,419
Performance-based commissions	804	1,026	944
Life and health insurance commissions	1,227	526	624
Credit life and A&H insurance commissions	90	122	158
Other fees and charges	207	196	120
Total insurance income	\$ 12,201	\$ 9,844	\$ 9,265

During 2013, growth in property and casualty insurance commissions, and life and health insurance commissions, was primarily driven by the successful integration of acquisitions, a higher rate of referrals between lines of business and higher premiums throughout the industry. The bulk of performance-based commissions typically are recorded annually in the first quarter and are based on a combination of factors, such as loss experience of insurance policies sold, production volumes, and overall financial performance of the individual insurance carriers.

Service charges and other fees on deposit accounts, which are based on the recovery of costs associated with services provided, comprised a significant portion of Peoples' non-interest income. The following table details Peoples' deposit account service charges for the years ended December 31:

<i>(Dollars in thousands)</i>	2013	2012	2011
Overdraft and non-sufficient funds fees	\$ 7,233	\$ 7,481	\$ 8,153
Account maintenance fees	1,283	1,246	1,315
Other fees and charges	248	238	297
Total deposit account service charges	\$ 8,764	\$ 8,965	\$ 9,765

The amount of deposit account service charges, particularly fees for overdrafts and non-sufficient funds, is largely dependent on the timing and volume of customer activity. Peoples typically experiences a lower volume of overdraft and non-sufficient funds fees annually in the first quarter attributable to customers receiving income tax refunds, while volumes generally increase in the fourth quarter in connection with the holiday shopping season. Management periodically evaluates

its cost recovery fees to ensure they are reasonable based on operational costs and similar to fees charged in Peoples' markets by competitors. As a result, Peoples increased overdraft and non-sufficient fund fees during 2013. Although the fees per transaction were increased during 2013, consumer behavior was the key factor in the lower overdraft and non-sufficient funds fees.

Peoples' fiduciary and brokerage revenues continue to be based primarily upon the value of assets under management. The following table details Peoples' trust and investment income for the years ended December 31:

<i>(Dollars in thousands)</i>	2013	2012	2011
Fiduciary	\$ 5,103	\$ 4,557	\$ 4,293
Brokerage	2,019	1,572	1,255
Total trust and investment income	\$ 7,122	\$ 6,129	\$ 5,548

The following table details Peoples' managed assets at year-end December 31:

<i>(Dollars in thousands)</i>	2013	2012	2011
Trust assets under management	\$ 1,000,171	\$ 888,134	\$ 821,659
Brokerage assets under management	474,384	404,320	262,196
Total managed assets	\$ 1,474,555	\$ 1,292,454	\$ 1,083,855
Annual average	\$ 1,395,137	\$ 1,182,494	\$ 1,092,781

Over the last several years, Peoples has continued to attract new managed funds, due in part to the addition of experienced financial advisors in previously underserved market areas. In addition, Peoples added new business related to the retirement plans for which it manages assets and provides services. The U.S. financial markets continued to experience a general increase during 2013, which also contributed to the increase in managed assets. During 2012, Peoples added approximately \$100 million in brokerage assets due to acquisitions completed.

Peoples e-banking services include ATM and debit cards, direct deposit services and internet banking, and serve as alternative delivery channels to traditional sales offices for providing services to clients. During 2013, electronic banking income grew \$236,000, or 4% compared to 2012, due to a continued increase in the volume of debit card transactions. In 2013, Peoples' customers used their debit cards to complete \$416 million of transactions, versus \$391 million in 2012 and \$372 million in 2011.

Mortgage banking income is comprised mostly of net gains from the origination and sale of long-term, fixed-rate real estate loans in the secondary market. As a result, the amount of income recognized by Peoples is largely dependent on customer demand and long-term interest rates for residential real estate loans offered in the secondary market. During 2013, refinancing activity slowed and Peoples retained a larger percentage of mortgage loans originated because of customers' preferences for shorter-term loans, which reduced mortgage banking income. Higher production volumes driven mostly by refinancing activity due to historically low mortgage rates resulted in higher revenue in 2012. In 2013, Peoples sold approximately \$73.2 million of loans to the secondary market compared to \$129.4 million in 2012 and \$72.7 million in 2011.

Non-Interest Expense

Salaries and employee benefit costs remain Peoples' largest non-interest expense, accounting for over half of total non-interest expense. The following table details Peoples' salaries and employee benefit costs for the years ended December 31:

<i>(Dollars in thousands)</i>	2013	2012	2011
Base salaries and wages	\$ 24,028	\$ 21,076	\$ 21,320
Sales-based and incentive compensation	7,110	6,484	4,646
Employee benefits	3,622	4,277	5,927
Stock-based compensation	1,362	942	310
Deferred personnel costs	(2,292)	(1,884)	(1,370)
Payroll taxes and other employment costs	2,642	2,531	2,793
Total salaries and employee benefit costs	\$ 36,472	\$ 33,426	\$ 33,626
Full-time equivalent employees:			
Actual at end of period	546	494	513
Average during the period	531	499	535

Compared to prior years, base salaries and wages in 2013 increased as a result of completed acquisitions and the addition of new sales talent in several markets, which impacted the number of full-time equivalent employees. Previous expense reduction efforts maintained lower costs in 2011 and 2012. Peoples' sales-based and incentive compensation is tied to corporate incentive plans and commission from sales production. This area has grown over recent years in conjunction with the increased commission-based revenue and improved financial performance.

Peoples' employee benefit costs decreased largely due to pension settlement charges of \$270,000 incurred in 2013, \$835,000 in 2012 and \$815,000 in 2011. Effective March 1, 2011, Peoples froze the accrual of pension benefits, and future settlement charges will be largely based on timing of retirements of individuals and their election of lump-sum distributions. Under US GAAP, Peoples is required to recognize a settlement gain or loss when the aggregate amount of lump-sum distributions to participants equals or exceeds the sum of the service and interest cost components of the net periodic pension cost. The amount of settlement gain or loss recognized is the pro rata amount of the unrealized gain or loss existing immediately prior to the settlement. Management anticipates continued pension settlement charges in future years as individuals retire and elect lump-sum distributions from the plan. Peoples' employee benefit costs also continued to benefit from lower employee medical benefit plan expenses in 2013, which are tied to claims activity.

Stock-based compensation is generally recognized over the vesting period, typically ranging from 6 months to 3 years; although for time-based awards, Peoples must immediately recognize the entire expense for awards to employees who are eligible for retirement at the grant date. For all awards, expense is only recognized for the portion of awards that is expected to vest. The majority of Peoples' stock-based compensation expense is attributable to annual equity-based incentive awards to employees, which are awarded in the first quarter and based upon Peoples achieving certain performance goals during the prior year. During 2013, Peoples granted restricted shares to non-employee directors, officers and key employees with performance-based vesting periods and time-based vesting periods. Stock-based compensation expense in 2013 included \$891,000 of expense related to these awards and the remaining expense recognized was for grants awarded in previous years. As it is probable that all outstanding performance-based vesting conditions will be satisfied, Peoples recorded the pro-rata expense for all outstanding performance-based awards in 2013, as required by US GAAP. Additional information regarding Peoples' stock-based compensation plans and awards can be found in Note 17 of the Notes to the Consolidated Financial Statements.

Deferred personnel costs represent the portion of current period salaries and employee benefit costs considered to be direct loan origination costs. These costs are capitalized and recognized over the life of the loan as a yield adjustment to interest income. As a result, the amount of deferred personnel costs for each year corresponds directly with the level of new loan originations. Additional information regarding Peoples' loan activity can be found later in this discussion under the caption "Loans".

Peoples' net occupancy and equipment expense for the years ended December 31 was comprised of the following:

<i>(Dollars in thousands)</i>	2013	2012	2011
Depreciation	\$ 2,581	\$ 2,212	\$ 1,967
Repairs and maintenance costs	1,739	1,467	1,614
Net rent expense	925	866	891
Property taxes, utilities and other costs	1,595	1,549	1,413
Total net occupancy and equipment expense	\$ 6,840	\$ 6,094	\$ 5,885

In 2013, Peoples experienced increased depreciation expense in connection with several strategic initiatives, including the renovation of its branch network, the rebranding project completed in late 2012 and recent branch openings. Management continues to monitor capital expenditures and explore opportunities to enhance Peoples' operating efficiency.

Professional fees expense represents the cost of accounting, legal and other third-party professional services utilized by Peoples. Peoples incurred professional fees as a result of acquisition-related activities of \$448,000 and \$300,000 in 2013 and 2012, respectively.

Peoples' e-banking expense, which is comprised of bankcard and internet-based banking costs, increased in both 2012 and 2013 as a result of customers completing a higher volume of transactions using their debit cards and Peoples' internet banking service. These factors also produced a greater increase in the corresponding e-banking revenues over the same periods. Overall, management believes e-banking expense levels are reasonable considering Peoples' e-banking services have generated higher net revenues and have helped to improve overall relationship profitability, due to the lower transaction costs incurred by Peoples.

Marketing expense, which includes advertising, donation and other public relations costs, decreased in 2013 due to the higher expenses in 2012 recognized in connection with the rebranding efforts. Contributions totaling \$200,000 were made to Peoples Bancorp Foundation Inc. in 2013, compared to \$400,000 in 2012. Peoples formed this private foundation in 2004 to make charitable contributions to organizations within Peoples' primary market area. Prior to 2012, Peoples limited such contributions as part of its efforts to control operating costs. Future contributions to Peoples Bancorp Foundation Inc. will be evaluated on a quarterly basis, with the determination of the amount of any contribution based largely on the perceived level of need within the communities Peoples serves.

Peoples is subject to state franchise taxes, which are based largely on Peoples Bank's equity at year-end, in the states where Peoples Bank has a physical presence. Franchise taxes increased during 2013 due to an increase in equity from the overall improvement in earnings. Peoples regularly evaluates the capital position of its direct and indirect subsidiaries from both a cost and leverage perspective. Ultimately, management seeks to optimize Peoples' consolidated capital position through allocation of capital, which is intended to enhance profitability and shareholder value.

Foreclosed real estate and other loan expenses represent costs associated with maintaining foreclosed assets, including real estate taxes and utilities, as well as various administrative costs incurred in connection with servicing and collecting outstanding loans. In 2013 and 2012, foreclosed real estate and other loan expenses continued to decrease in connection with a reduction in the amount of foreclosed properties compared to prior years.

Peoples' FDIC insurance costs stabilized during 2013 and 2012, after new regulations required by the Dodd-Frank Act became effective during 2011, reducing Peoples' FDIC insurance costs beginning with the amount recorded during the second quarter of 2011. Additional information regarding Peoples' FDIC insurance assessments may be found in Item 1 of this Form 10-K in the section captioned "Supervision and Regulations".

Peoples' intangible asset amortization expense increased during 2013 due to recent acquisition activity. Management expects this amount to increase in 2014 as it will recognize a full year of amortization for acquisitions completed during 2013.

Peoples' efficiency ratio, calculated as non-interest expense less amortization of other intangible assets divided by FTE net interest income plus non-interest income, was 71.90% for 2013, compared to 69.55% for 2012 and 68.98% for 2011. The increase in 2013 was largely a result of one-time costs for acquisitions plus higher salaries and employee benefit costs. The increase in 2012 was due mostly to rebranding and acquisition-related costs.

Income Tax Expense

A key driver of the amount of income tax expense or benefit recognized by Peoples each year is the amount of pre-tax income derived from tax-exempt sources. Additionally, Peoples receives tax benefits from its investments in tax credit funds, which reduce Peoples' effective tax rate. A reconciliation of Peoples' recorded income tax expense/benefit and effective tax rate to the statutory tax rate can be found in Note 13 of the Notes to the Consolidated Financial Statements.

Pre-Provision Net Revenue

Pre-provision net revenue ("PPNR") has become a key financial measure used by federal bank regulatory agencies when assessing the capital adequacy of financial institutions. PPNR is defined as net interest income plus non-interest income minus non-interest expense and therefore, excludes the provision for loan losses and all gains and losses included in earnings. As a result, PPNR represents the earnings capacity that can be either retained in order to build capital or used to absorb unexpected losses and preserve existing capital.

The following table provides a reconciliation of this non-GAAP financial measure to the amounts reported in Peoples' consolidated financial statements for the periods presented:

<i>(Dollars in thousands)</i>	2013	2012	2011	2010	2009
Pre-Provision Net Revenue:					
Income before income taxes	\$ 29,084	\$ 29,910	\$ 17,151	\$ 5,753	\$ 3,126
Add: provision for loan losses	—	—	7,998	26,916	25,721
Add: net loss on debt extinguishment	—	4,144	—	3,630	—
Add: net loss on loans held-for-sale and OREO	—	—	926	3,173	118
Add: net loss on securities transactions	—	—	—	1,786	7,707
Add: net loss on other assets	241	248	—	88	—
Less: recovery of loan losses	4,410	4,716	—	—	—
Less: net gain on loans held-for-sale and OREO	86	66	—	—	—
Less: net gain on securities transactions	489	3,548	473	6,852	1,446
Less: net gain on other assets	—	—	10	—	15
Pre-provision net revenue	\$ 24,340	\$ 25,972	\$ 25,592	\$ 34,494	\$ 35,211
Pre-provision net revenue	\$ 24,340	\$ 25,972	\$ 25,592	\$ 34,494	\$ 35,211
Total average assets	1,932,367	1,841,289	1,811,079	1,961,727	2,024,311
Pre-provision net revenue to total average assets	1.26%	1.41%	1.41%	1.76%	1.74%

FINANCIAL CONDITION

Cash and Cash Equivalents

Peoples considers cash and cash equivalents to consist of Federal Funds sold, cash and balances due from banks, interest-bearing balances in other institutions and other short-term investments that are readily liquid. The amount of cash and cash equivalents fluctuates on a daily basis due to customer activity and Peoples' liquidity needs. Beginning in 2010, Peoples has maintained excess cash reserves at the Federal Reserve Bank of Cleveland, which are included in "interest-bearing deposits in other banks" on the Consolidated Balance Sheets, rather than Federal Funds sold, due to more favorable interest rates. At December 31, 2013, excess cash reserves at the Federal Reserve Bank were \$14.2 million, compared to \$11.6 million at December 31, 2012. The amount of excess cash reserves maintained is dependent upon Peoples' daily liquidity position, which is driven primarily by changes in deposit and loan balances.

In 2013, Peoples' total cash and cash equivalents decreased \$8.7 million, as cash provided by Peoples' operating and financing activities of \$40.5 million and \$30.8 million, respectively, were more than offset by the \$80.0 million of cash used by investing activities. Investing activities used \$109.6 million to fund loan growth, while the BOLI Surrender provided cash of \$43.1 million. Within Peoples' financing activities, the increase in short-term borrowings of \$65.8 million was the result of loan growth, and decreases in deposit balances of \$22.4 million, excluding the impact of acquired deposits.

In comparison, Peoples' total cash and cash equivalents increased \$23.6 million in 2012, as cash provided by Peoples' operating and financing activities of \$41.3 million and \$51.9 million, respectively, exceeded the \$69.6 million of cash used by investing activities. Cash was used by investing activities to fund the \$16.9 million of net loan growth, while purchases of investment securities exceeded proceeds from sales and principal payments of investment securities by \$46.5 million. Within Peoples' financing activities, deposit growth generated \$101.8 million of cash which was used primarily to reduce borrowed funds by \$44.1 million and to repurchase the common stock warrant held by the U.S Treasury.

Further information regarding the management of Peoples' liquidity position can be found later in this discussion under "Interest Rate Sensitivity and Liquidity."

Investment Securities

The following table provides information regarding Peoples' investment portfolio at December 31:

<i>(Dollars in thousands)</i>	2013	2012	2011	2010	2009
Available-for-sale securities, at fair value:					
Obligations of:					
U.S. Treasury and government agencies	\$ 20	\$ 26	\$ 32	\$ 39	\$ 82
U.S. government sponsored agencies	319	516	13,037	12,262	4,473
States and political subdivisions	50,962	45,668	35,745	47,379	62,953
Residential mortgage-backed securities	510,097	514,096	527,003	507,534	558,825
Commercial mortgage-backed securities	32,304	64,416	37,289	30,700	24,188
Bank-issued trust preferred securities	7,829	10,357	12,211	12,984	13,826
Equity securities	4,577	4,106	3,254	3,088	2,593
U.S. government-backed student loan pools	—	—	—	—	59,442
Collateralized debt obligations	—	—	—	—	165
Total fair value	\$ 606,108	\$ 639,185	\$ 628,571	\$ 613,986	\$ 726,547
Total amortized cost	\$ 621,126	\$ 628,584	\$ 617,128	\$ 617,122	\$ 706,444
Net unrealized (loss) gain	\$ (15,018)	\$ 10,601	\$ 11,443	\$ (3,136)	\$ 20,103
Held-to-maturity securities, at amortized cost:					
Obligations of:					
States and political subdivisions	\$ 3,850	\$ 3,860	\$ 3,525	\$ —	\$ —
Residential mortgage-backed securities	37,536	33,494	12,776	—	—
Commercial mortgage-backed securities	7,836	7,921	—	—	—
Total amortized cost	\$ 49,222	\$ 45,275	\$ 16,301	\$ —	\$ —
Total investment portfolio:					
Amortized cost	\$ 670,348	\$ 673,859	\$ 633,429	\$ 617,122	\$ 706,444
Carrying value	\$ 655,330	\$ 684,460	\$ 644,872	\$ 613,986	\$ 726,547

During 2013, the fair value of Peoples' available-for-sale investment portfolio declined due to market conditions, primarily higher long-term interest rates. In 2013, and throughout 2012, Peoples continued to designate additional securities as "held-to-maturity" at the time of their purchase, as management has made the determination Peoples would hold these securities until maturity and concluded Peoples has the ability to do so.

Peoples has taken actions within the investment portfolio to in an effort to reduce interest rate exposure, resulting in sales during 2013 of several residential mortgage-backed securities and commercial mortgage-backed securities.

Peoples' investment in residential and commercial mortgage-backed securities largely consists of securities either guaranteed by the U.S. government or issued by U.S. government sponsored agencies, such as Fannie Mae and Freddie Mac. The remaining portion of Peoples' mortgage-backed securities consists of securities issued by other entities, including other financial institutions, which are not guaranteed by the U.S. government. The amount of these "non-agency" securities included in the residential and commercial mortgage-backed securities totals above was as follows at December 31:

<i>(Dollars in thousands)</i>	2013	2012	2011	2010	2009
Residential	\$ 23,446	\$ 37,267	\$ 58,660	\$ 113,559	\$ 153,621
Commercial	—	—	1,288	26,090	24,188
Total fair value	\$ 23,446	\$ 37,267	\$ 59,948	\$ 139,649	\$ 177,809
Total amortized cost	\$ 22,926	\$ 36,395	\$ 59,148	\$ 136,997	\$ 177,370
Net unrealized gain	\$ 520	\$ 872	\$ 800	\$ 2,652	\$ 439

Management continues to reinvest the principal runoff from the non-agency securities into U.S agency investments, which has accounted for the decline experienced since 2010. At December 31, 2013, Peoples' non-agency mortgage-backed portfolio consisted entirely of first lien residential mortgages, with nearly all of the underlying loans in these securities originated prior to 2004 and possessing fixed interest rates. Management continues to monitor the non-agency portfolio

closely for leading indicators of increasing stress and will continue to be proactive in taking actions to mitigate such risk when necessary.

Additional information regarding Peoples' investment portfolio can be found in Note 3 of the Notes to the Consolidated Financial Statements.

Loans

The following table provides information regarding outstanding loan balances at December 31:

<i>(Dollars in thousands)</i>	2013	2012	2011	2010	2009
Gross portfolio loans:					
Commercial real estate, construction	\$ 47,539	\$ 34,265	\$ 30,577	\$ 27,595	\$ 41,906
Commercial real estate, other	450,170	378,073	410,352	425,528	466,148
Commercial real estate	497,709	412,338	440,929	453,123	508,054
Commercial and industrial	232,754	180,131	140,857	153,713	160,678
Residential real estate	268,617	233,841	219,619	219,833	240,949
Home equity lines of credit	60,076	51,053	47,790	48,525	49,593
Consumer	135,018	101,246	87,531	83,323	91,164
Deposit account overdrafts	2,060	6,563	1,780	2,201	1,620
Total portfolio loans	\$1,196,234	\$ 985,172	\$ 938,506	\$ 960,718	\$1,052,058
Average total loans	1,046,371	967,166	950,951	1,029,903	1,093,057
Average allowance for loan losses	(17,935)	(21,473)	(27,259)	(29,597)	(25,081)
Average loans, net of average allowance	\$1,028,436	\$ 945,693	\$ 923,692	\$1,000,306	\$1,067,976
Percent of loans to total loans:					
Commercial real estate, construction	4.0%	3.5%	3.3%	2.9%	4.0%
Commercial real estate, other	37.6%	38.4%	43.7%	44.2%	44.2%
Commercial real estate	41.6%	41.9%	47.0%	47.1%	48.2%
Commercial and industrial	19.5%	18.3%	15.0%	16.0%	15.3%
Residential real estate	22.5%	23.7%	23.4%	22.9%	22.9%
Home equity lines of credit	5.0%	5.2%	5.1%	5.1%	4.7%
Consumer	11.3%	10.3%	9.3%	8.7%	8.7%
Deposit account overdrafts	0.1%	0.6%	0.2%	0.2%	0.2%
Total percentage	100.0%	100.0%	100.0%	100.0%	100.0%
Residential real estate loans being serviced for others	\$ 341,183	\$ 330,721	\$ 275,715	\$ 250,691	\$ 227,855

Gross portfolio loans increased \$211.1 million, or 21% since December 31, 2012 due to organic growth, as well as the Ohio Commerce acquisition which added \$59.0 million of commercial real estate loans, \$29.1 million of commercial and industrial loans, \$8.2 million of residential real estate loans and \$0.2 million of consumer loans. The loans acquired from Ohio Commerce mainly consisted of commercial real estate and, commercial and industrial. The increase in construction loans was due to both advances on loans with current relationships and new relationships. During 2013, Peoples retained a larger percentage of residential mortgage loans originated than in prior years which caused the increase in residential real estate loans.

In 2013, Peoples placed greater emphasis on its consumer lending business, which primarily consists of automobile loans obtained directly, or indirectly through automobile dealerships. Peoples added additional sales talent to this business line and establishing better relationships with dealers, resulting in substantially higher loan balances compared to prior years.

The following table details the maturities of Peoples' commercial and construction loans at December 31, 2013:

<i>(Dollars in thousands)</i>	Due in One Year or Less	Due in One to Five Years	Due After Five Years	Total
Loan Type				
Commercial real estate, construction:				
Fixed	\$ 1,107	\$ 4	\$ 3,647	\$ 4,758
Variable	38,961	3,817	3	42,781
Total	\$ 40,068	\$ 3,821	\$ 3,650	\$ 47,539
Commercial real estate, other:				
Fixed	\$ 15,216	\$ 107,482	\$ 45,262	\$ 167,960
Variable	184,672	90,783	6,755	282,210
Total	\$ 199,888	\$ 198,265	\$ 52,017	\$ 450,170
Commercial and industrial:				
Fixed	\$ 4,416	\$ 43,296	\$ 28,145	\$ 75,857
Variable	154,818	2,079	—	156,897
Total	\$ 159,234	\$ 45,375	\$ 28,145	\$ 232,754

Loan Concentration

Peoples categorizes its commercial loans according to standard industry classifications and monitors for concentrations in a single industry or multiple industries that could be impacted by changes in economic conditions in a similar manner.

Loans secured by commercial real estate, including commercial construction loans, continue to comprise the largest portion of Peoples' loan portfolio. The following table provides information regarding the largest concentrations of commercial real estate loans within the loan portfolio at December 31, 2013:

<i>(Dollars in thousands)</i>	Outstanding Balance	Loan Commitments	Total Exposure	% of Total
Commercial real estate, construction:				
Assisted living facilities and nursing homes	\$ 3,638	\$ 7,896	\$ 11,534	14.9%
Residential property	1,481	5,055	6,536	8.4%
Apartment complexes	26,830	5,769	32,599	42.1%
Office buildings and complexes:				
Owner occupied	430	1,138	1,568	2.0%
Non-owner occupied	3	4,800	4,803	6.2%
Total office buildings and complexes	433	5,938	6,371	8.2%
Mixed commercial use facilities:				
Owner occupied	46	1,682	1,728	2.2%
Non-owner occupied	2,883	27	2,910	3.8%
Total mixed commercial use facilities	2,929	1,709	4,638	6.0%
Day care facilities - owner occupied	1,778	715	2,493	3.2%
Restaurant facilities	3,672	—	3,672	4.7%
Other	6,778	2,841	9,619	12.5%
Total commercial real estate, construction	\$ 47,539	\$ 29,923	\$ 77,462	100.0%

<i>(Dollars in thousands)</i>	Outstanding Balance	Loan Commitments	Total Exposure	% of Total
Commercial real estate, other:				
Lodging and lodging related	\$ 58,827	\$ —	\$ 58,827	12.9%
Apartment complexes	51,544	55	51,599	11.3%
Office buildings and complexes:				
Owner occupied	13,334	84	13,418	2.9%
Non-owner occupied	26,248	247	26,495	5.8%
Total office buildings and complexes	39,582	331	39,913	8.7%
Light industrial facilities:				
Owner occupied	27,995	603	28,598	6.2%
Non-owner occupied	1,770	—	1,770	0.4%
Total light industrial facilities	29,765	603	30,368	6.6%
Retail facilities:				
Owner occupied	13,581	165	13,746	3.1%
Non-owner occupied	27,671	72	27,743	6.1%
Total retail facilities	41,252	237	41,489	9.2%
Assisted living facilities and nursing homes	46,636	258	46,894	10.3%
Mixed commercial use facilities:				
Owner occupied	22,201	1,078	23,279	5.1%
Non-owner occupied	18,752	251	19,003	4.2%
Total mixed commercial use facilities	40,953	1,329	42,282	9.3%
Day care facilities - owner occupied	16,268	—	16,268	3.6%
Health care facilities:				
Owner occupied	6,236	11	6,247	1.4%
Non-owner occupied	15,580	—	15,580	3.4%
Total health care facilities	21,816	11	21,827	4.8%
Restaurant facilities:				
Owner occupied	9,126	—	9,126	2.0%
Non-owner occupied	1,506	—	1,506	0.3%
Total restaurant facilities	10,632	—	10,632	2.3%
Other	92,895	2,870	95,765	21.0%
Total commercial real estate, other	\$ 450,170	\$ 5,694	\$ 455,864	100.0%

Peoples' commercial lending activities continue to focus on lending opportunities inside its primary and secondary market areas within Ohio, West Virginia and Kentucky. In all other states, the aggregate outstanding balances of commercial loans in each state were less than \$4.0 million at both December 31, 2013 and December 31, 2012.

Allowance for Loan Losses

The amount of the allowance for loan losses at the end of each period represents management's estimate of probable losses from existing loans based upon its formal quarterly analysis of the loan portfolio described in the "Critical Accounting Policies" section of this discussion. While this process involves allocations being made to specific loans and pools of loans, the entire allowance is available for all losses incurred within the loan portfolio. The following details management's allocation of the allowance for loan losses at December 31:

<i>(Dollars in thousands)</i>	2013	2012	2011	2010	2009
Commercial real estate	\$ 13,215	\$ 14,215	\$ 18,947	\$ 21,806	\$ 22,125
Commercial and industrial	2,174	1,733	2,434	2,160	1,586
Total commercial	15,389	15,948	21,381	23,966	23,711
Residential real estate	881	801	1,119	1,400	1,619
Home equity lines of credit	343	479	541	431	528
Consumer	316	438	449	721	1,074
Deposit account overdrafts	136	145	227	248	325
Total allowance for loan losses	\$ 17,065	\$ 17,811	\$ 23,717	\$ 26,766	\$ 27,257
As a percent of loans, net of deferred fees and costs	1.43%	1.81%	2.53%	2.79%	2.59%

The addition of \$96.6 million of loans added in the Ohio Commerce acquisition caused a 13 basis point reduction in the allowance for loan losses as a percent of total loans ratio at December 31, 2013 due to more favorable loss rates on the acquired loans compared to the loss rates on the remaining loans in Peoples' portfolio.

During 2013, Peoples extended the historical loss period from two years to three years for its quantitative calculation of the allowance for loan losses. Management believes this change more appropriately reflects inherent losses in the portfolio, and this change in methodology is more fully detailed in Note 4 of the Notes to the Consolidated Financial Statements.

The significant allocations to commercial loans reflect the higher credit risk associated with this type of lending and the size of this loan category in relationship to the entire loan portfolio. In 2013, the allowance for loan losses continued to be reduced as a result of sustained improvement in several credit quality metrics. Specifically, Peoples has experienced a steady decrease in criticized loans, which are those classified as watch, substandard or doubtful, due to principal paydowns and improvements in borrowers' financial conditions. Total criticized loans decreased \$30.8 million, or 34%, since year-end 2012, reflecting \$25.6 million in principal paydowns. Peoples upgraded \$6.6 million in loans during 2013 based upon the financial condition of the borrowers. Net charge-offs also remained at or below Peoples' long-term historical rate for the tenth consecutive quarter. These factors had a direct impact on the estimated loss rates used to determine the appropriate allocations for commercial loans.

The allowance allocated to the residential real estate and consumer loan categories is based upon Peoples' allowance methodology for homogeneous pools of loans. The fluctuations in these allocations have been directionally consistent with the changes in loan quality, loss experience and loan balances in these categories.

The following table summarizes the changes in the allowance for loan losses for the years ended December 31:

(Dollars in thousands)	2013	2012	2011	2010	2009
Allowance for loan losses, January 1	\$ 17,811	\$ 23,717	\$ 26,766	\$ 27,257	\$ 22,931
Gross charge-offs:					
Commercial real estate, construction	—	—	—	68	—
Commercial real estate, other	1,053	5,146	11,249	25,568	18,802
Commercial real estate	1,053	5,146	11,249	25,636	18,802
Commercial and industrial	44	34	1,033	1,281	817
Residential real estate	621	1,091	1,593	1,129	1,544
Home equity lines of credit	162	94	366	131	82
Consumer	1,084	572	939	1,074	1,381
Deposit account overdrafts	527	574	664	929	1,294
Total gross charge-offs	3,491	7,511	15,844	30,180	23,920
Recoveries:					
Commercial real estate, construction	—	—	—	—	—
Commercial real estate, other	5,839	4,399	2,469	1,322	1,162
Commercial real estate	5,839	4,399	2,469	1,322	1,162
Commercial and industrial	40	358	729	220	91
Residential real estate	536	773	636	225	257
Home equity lines of credit	26	32	51	34	55
Consumer	552	561	687	671	584
Deposit account overdrafts	162	198	225	301	376
Total recoveries	7,155	6,321	4,797	2,773	2,525
Net (recoveries) charge-offs:					
Commercial real estate, construction	—	—	—	68	—
Commercial real estate, other	(4,786)	747	8,780	24,246	17,640
Commercial real estate	(4,786)	747	8,780	24,314	17,640
Commercial and industrial	4	(324)	304	1,061	726
Residential real estate	85	318	957	904	1,287
Home equity lines of credit	136	62	315	97	27
Consumer	532	11	252	403	797
Deposit account overdrafts	365	376	439	628	918
Total net (recoveries) charge-offs	\$ (3,664)	\$ 1,190	\$ 11,047	\$ 27,407	\$ 21,395
(Recoveries of) provision for loan losses, December 31	(4,410)	(4,716)	7,998	26,916	25,721
Allowance for loan losses, December 31	\$ 17,065	\$ 17,811	\$ 23,717	\$ 26,766	\$ 27,257
Net (recoveries) charge-offs as a percent of average total loans:					
Commercial real estate, construction	— %	— %	— %	0.01 %	— %
Commercial real estate, other	(0.46) %	0.08 %	0.92 %	2.35 %	1.61 %
Commercial real estate	(0.46) %	0.08 %	0.92 %	2.36 %	1.61 %
Commercial and industrial	— %	(0.03) %	0.03 %	0.10 %	0.07 %
Residential real estate	0.01 %	0.03 %	0.10 %	0.09 %	0.12 %
Home equity lines of credit	0.01 %	— %	0.03 %	0.01 %	— %
Consumer	0.05 %	— %	0.03 %	0.04 %	0.07 %
Deposit account overdrafts	0.04 %	0.04 %	0.05 %	0.06 %	0.09 %
Total	(0.35) %	0.12 %	1.16 %	2.66 %	1.96 %

In 2013, Peoples experienced significantly lower charge-offs compared to previous years, returning to pre-crisis levels. Peoples continues to focus on sound underwriting and prudent risk management to maintain this lower level of charge-offs. Also in 2013 were recoveries of approximately \$2.9 million on three commercial relationships that were previously charged-off in 2010 and 2011.

The following table details Peoples' nonperforming assets at December 31:

<i>(Dollars in thousands)</i>	2013	2012	2011	2010	2009
Loans 90+ days past due and accruing:					
Commercial real estate	\$ —	\$ —	\$ —	\$ —	\$ 164
Commercial and industrial	—	181	—	—	—
Residential real estate	37	—	—	27	238
Home equity lines of credit	873	1,050	708	645	506
Consumer	—	4	—	—	9
Total	910	1,235	708	672	917
Nonaccrual loans:					
Commercial real estate, construction	96	—	—	—	—
Commercial real estate	2,801	7,259	20,587	34,392	25,852
Commercial and industrial	708	627	2,262	1,714	2,884
Residential real estate	2,565	2,786	3,440	3,197	4,687
Home equity lines of credit	81	24	349	554	546
Consumer	58	20	—	—	3
Total	6,309	10,716	26,638	39,857	33,972
Troubled debt restructurings:					
Commercial real estate	916	2,572	2,959	—	—
Residential real estate	650	350	425	593	—
Home equity lines of credit	6	—	—	—	—
Total	1,572	2,922	3,384	593	—
Total nonperforming loans (NPLs)	8,791	14,873	30,730	41,122	34,889
Other real estate owned (OREO)					
Commercial	465	815	2,194	4,280	6,087
Residential	428	21	—	215	226
Total	893	836	2,194	4,495	6,313
Total nonperforming assets (NPAs)	\$ 9,684	\$ 15,709	\$ 32,924	\$ 45,617	\$ 41,202
NPLs as a percent of total loans	0.73%	1.50%	3.26%	4.26%	3.31%
NPAs as a percent of total assets	0.47%	0.82%	1.84%	2.48%	2.06%
NPAs as a percent of total loans and OREO	0.81%	1.58%	3.49%	4.70%	3.89%
Allowance for loan losses as a percent of NPLs	194.13%	119.75%	77.18%	65.09%	78.12%

During the third quarter of 2013, and as further detailed in Note 4 of the Notes to the Consolidated Financial Statements, Peoples identified certain home equity lines of credit that had matured and the borrowers were not sent notices that the principal was due. These loans have been reported as past due since the principal was contractually due during a previous period. The decrease in total nonperforming assets during 2013 was primarily due to paydowns and payoffs on loans. The reduction contributed to the decrease in total criticized loans.

The majority of Peoples' nonaccrual commercial real estate loans continues to consist of non-owner occupied commercial properties and real estate development projects. In general, management believes repayment of these loans is dependent on the sale of the underlying collateral. As such, the carrying values of these loans are ultimately supported by management's estimate of the net proceeds Peoples would receive upon the sale of the collateral. These estimates are based in part on market values provided by independent, licensed or certified appraisers periodically, but no less frequently than annually. Given the volatility in commercial real estate values, management continues to monitor changes in real estate values from quarter-to-quarter and updates its estimates as needed based on observable changes in market prices and/or updated appraisals for similar properties.

Interest income on loans classified as nonaccrual and renegotiated at each year-end that would have been recorded under the original terms of the loans was \$0.2 million for 2013, \$0.5 million for 2012 and \$1.0 million for 2011. No portion of the amounts was recorded during 2013, 2012 or 2011, consistent with the income recognition policy described in the "Critical Accounting Policies" section of this discussion.

Overall, management believes the allowance for loan losses was adequate at December 31, 2013, based on all significant information currently available. Still, there can be no assurance the allowance for loan losses will be adequate to cover future

losses or that the amount of nonperforming loans will remain at current levels, especially considering the current economic uncertainty that exists and the concentration of commercial loans in Peoples' loan portfolio.

Deposits

The following table details Peoples' deposit balances at December 31:

<i>(Dollars in thousands)</i>	2013	2012	2011	2010	2009
Interest-bearing deposits:					
Retail certificates of deposit	\$ 363,226	\$ 392,313	\$ 411,247	\$ 430,886	\$ 480,512
Money market deposit accounts	275,801	288,404	264,873	284,382	260,842
Governmental deposit accounts	132,379	130,630	126,453	127,719	114,489
Savings accounts	215,802	183,499	138,383	119,572	147,745
Interest-bearing demand accounts	134,618	124,787	106,233	96,507	91,878
Total retail interest-bearing deposits	1,121,826	1,119,633	1,047,189	1,059,066	1,095,466
Brokered certificates of deposits	49,041	55,599	64,054	87,465	102,420
Total interest-bearing deposits	1,170,867	1,175,232	1,111,243	1,146,531	1,197,886
Non-interest-bearing deposits	409,891	317,071	239,837	215,069	198,000
Total deposits	\$ 1,580,758	\$ 1,492,303	\$ 1,351,080	\$ 1,361,600	\$ 1,395,886

The Ohio Commerce acquisition added approximately \$80.0 million of interest-bearing deposits, mainly money market accounts of \$37.8 million and certificates of deposits ("CDs") of \$31.7 million, and \$30.9 million of non-interest-bearing deposits.

In 2013, Peoples continued to maintain its deposit strategy of growing low-cost core deposits, such as checking and savings accounts, and reducing its reliance on higher-cost, non-core deposits, such as CDs and brokered deposits. This strategy has included more selective pricing of long-term CDs, governmental/public fund deposits and similar non-core deposits, as well as not renewing maturing brokered deposits. These actions led to the fluctuations in deposit balances in 2013.

Non-interest-bearing deposits continued to grow in 2013, due largely to higher commercial deposit balances. The increased balances reflected Peoples' increased focus on obtaining the deposit relationships of its commercial clients. Since year-end 2012, non-interest-bearing commercial deposit balances have increased \$53.6 million.

Peoples' governmental deposit accounts represent savings and interest-bearing transaction accounts from state and local governmental entities. These funds are subject to periodic fluctuations based on the timing of tax collections and subsequent expenditures or disbursements. Peoples normally experiences an increase in balances annually during the first quarter corresponding with tax collections, with declines normally in the second half of each year corresponding with expenditures by the governmental entities. While these balances have increased since 2008, Peoples continues to emphasize growth of low-cost deposits that do not require Peoples to pledge assets as collateral, which is required in the case of governmental deposit accounts.

The maturities of CDs with total balances of \$100,000 or more at December 31 were as follows:

<i>(Dollars in thousands)</i>	2013	2012	2011	2010	2009
3 months or less	\$ 44,476	\$ 55,579	\$ 71,193	\$ 36,719	\$ 60,882
Over 3 to 6 months	16,435	18,592	9,554	18,767	25,637
Over 6 to 12 months	24,118	26,749	16,362	54,833	35,412
Over 12 months	90,801	83,638	97,600	91,682	93,002
Total	\$ 175,830	\$ 184,558	\$ 194,709	\$ 202,001	\$ 214,933

Borrowed Funds

The following table details Peoples' short-term and long-term borrowings at December 31:

<i>(Dollars in thousands)</i>	2013	2012	2011	2010	2009
Short-term borrowings:					
FHLB advances	\$ 71,000	\$ 15,000	\$ 8,500	\$ —	\$ 25,000
Retail repurchase agreements	42,590	32,769	43,143	51,509	51,921
Total short-term borrowings	113,590	47,769	51,643	51,509	76,921
Long-term borrowings:					
FHLB advances	62,679	64,904	77,312	92,703	101,113
Callable national market repurchase agreements	40,000	40,000	65,000	65,000	145,000
Term note payable (parent company)	19,147	23,919	—	—	—
Total long-term borrowings	121,826	128,823	142,312	157,703	246,113
Subordinated debentures held by subsidiary trust	—	—	22,600	22,565	22,530
Total borrowed funds	\$ 235,416	\$ 176,592	\$ 216,555	\$ 231,777	\$ 345,564

During 2013, Peoples increased its usage of short-term FHLB advances, which consist mainly of overnight borrowings in connection with the management of the daily liquidity position, because of the relatively low cost.

The reduction in the long-term borrowings during 2012 was due to Peoples prepaying a \$10 million FHLB advance and \$25 million of national market repurchase agreements during the first quarter of 2012. Peoples also completed the Trust Preferred Redemption, and entered into a loan agreement and is subject to certain covenants. At December 31, 2013, Peoples was in compliance with the applicable material covenants imposed by the loan agreement.

Additional information regarding Peoples' borrowed funds can be found in Notes 9 and 10 of the Notes to the Consolidated Financial Statements.

Capital/Stockholders' Equity

During 2013, Peoples' total stockholders' equity continued to benefit from earnings exceeding dividends declared, which was offset by the decline in the market value of available-for-sale investment securities. Regulatory capital ratios continued to fluctuate due to recent acquisitions.

At December 31, 2013, capital levels for both Peoples and Peoples Bank remained substantially higher than the minimum amounts needed to be considered "well capitalized" under banking regulations. These higher capital levels reflect Peoples' desire to maintain strong capital positions to provide greater flexibility to grow the company.

The following table details Peoples' actual risk-based capital levels and corresponding ratios at December 31:

<i>(Dollars in thousands)</i>	2013	2012	2011	2010	2009
Capital Amounts:					
Tier 1 common	\$ 166,217	\$ 160,604	\$ 142,521	\$ 133,197	\$ 131,747
Tier 1	166,217	160,604	165,121	194,407	192,822
Total (Tier 1 and Tier 2)	184,457	176,224	180,053	209,738	209,144
Net risk-weighted assets	\$ 1,338,811	\$ 1,141,938	\$ 1,111,443	\$ 1,149,587	\$ 1,244,707
Capital Ratios:					
Tier 1 common	12.42%	14.06%	12.82%	11.59%	10.58%
Tier 1	12.42%	14.06%	14.86%	16.91%	15.49%
Total (Tier 1 and Tier 2)	13.78%	15.43%	16.20%	18.24%	16.80%
Tier 1 leverage	8.52%	8.83%	9.45%	10.63%	10.06%

In addition to traditional capital measurements, management uses tangible capital measures to evaluate the adequacy of Peoples' stockholders' equity. Such ratios represent non-GAAP financial information since their calculation removes the impact of intangible assets acquired through acquisitions on the Consolidated Balance Sheets. Management believes this information is useful to investors since it facilitates the comparison of Peoples' operating performance, financial condition and trends to peers, especially those without a similar level of intangible assets to that of Peoples. Further, intangible assets generally are difficult to convert into cash, especially during a financial crisis, and could decrease substantially in value should there be deterioration in the overall franchise value. As a result, tangible common equity represents a conservative measure of the capacity for a company to incur losses but remain solvent.

The following table reconciles the calculation of these non-GAAP financial measures to amounts reported in Peoples' Consolidated Financial Statements at December 31:

<i>(Dollars in thousands)</i>	2013	2012	2011	2010	2009
Tangible Equity:					
Total stockholders' equity, as reported	\$ 221,553	\$ 221,728	\$ 206,657	\$ 230,681	\$ 243,968
Less: goodwill and other intangible assets	77,603	68,525	64,475	64,870	65,599
Tangible equity	\$ 143,950	\$ 153,203	\$ 142,182	\$ 165,811	\$ 178,369
Tangible Common Equity:					
Tangible equity	\$ 143,950	\$ 153,203	\$ 142,182	\$ 165,811	\$ 178,369
Less: preferred stockholders' equity	—	—	—	38,645	38,543
Tangible common equity	\$ 143,950	\$ 153,203	\$ 142,182	\$ 127,166	\$ 139,826
Tangible Assets:					
Total assets, as reported	\$ 2,059,108	\$ 1,918,050	\$ 1,794,161	\$ 1,837,985	\$ 2,001,827
Less: goodwill and other intangible assets	77,603	68,525	64,475	64,870	65,599
Tangible assets	\$ 1,981,505	\$ 1,849,525	\$ 1,729,686	\$ 1,773,115	\$ 1,936,228
Tangible Book Value per Share:					
Tangible common equity	\$ 143,950	\$ 153,203	\$ 142,182	\$ 127,166	\$ 139,826
Common shares outstanding	10,605,782	10,547,960	10,507,124	10,457,327	10,374,637
Tangible book value per share	\$ 13.57	\$ 14.52	\$ 13.53	\$ 12.16	\$ 13.48
Tangible Equity to Tangible Assets Ratio:					
Tangible equity	\$ 143,950	\$ 153,203	\$ 142,182	\$ 165,811	\$ 178,369
Tangible assets	\$ 1,981,505	\$ 1,849,525	\$ 1,729,686	\$ 1,773,115	\$ 1,936,228
Tangible equity to tangible assets	7.26%	8.28%	8.22%	9.35%	9.21%
Tangible Common Equity to Tangible Assets Ratio:					
Tangible common equity	\$ 143,950	\$ 153,203	\$ 142,182	\$ 127,166	\$ 139,826
Tangible assets	\$ 1,981,505	\$ 1,849,525	\$ 1,729,686	\$ 1,773,115	\$ 1,936,228
Tangible common equity to tangible assets	7.26%	8.28%	8.22%	7.17%	7.22%

During 2013, Peoples' tangible common equity to tangible assets ratio declined due to the impact of assets acquired in the Ohio Commerce acquisition, as well as reductions in the fair value of the available-for-sale investment securities.

Future Outlook

Peoples achieved success in several major areas in 2013 due largely to the significant investments made in the sales process, and branch renovations over the past two years. Key accomplishments included stronger than expected loan growth, improved revenue generation across the company, restoration of asset quality, and continued success with acquisitions. These successes occurred despite the challenges to profitability and growth that continue to exist within the banking industry.

For 2014, Peoples' key strategic priorities will include generating positive operating leverage, maintaining superior asset quality, and remaining prudent with the use of capital. Overall, Peoples' key strategic objectives are to be a steady, dependable performer for its shareholders and take advantage of market expansion opportunities. By doing so, Peoples expects to generate results in the top quartile of performance relative to Peoples' defined peer group and providing returns for its shareholders superior to those of its peers, regardless of operating conditions.

Peoples failed to have positive operating leverage - or grow revenue faster than expenses - in 2013 due to the delayed start to loan growth and net interest margin pressure during the first half of the year. However, management believes Peoples is positioned to grow revenue faster than expenses in 2014 and is confident this goal will be achieved. The primary focus continues to be on growing revenue, rather than decreasing expenses.

For 2014, management expects Peoples to grow total revenue (net interest income plus non-interest income) by more than 10%, which will exceed the expected total non-interest expense growth by 1% to 2%. Peoples' efficiency ratio is expected to be in the range of 68% to 70%, absent acquisition-related costs or other one-time expenses.

Peoples has the capacity to be a much bigger company. Its existing infrastructure also has the ability to drive meaningful revenue growth for many quarters to come. Thus, Peoples' long-term goal is to widen the revenue and expense growth gap in future years, which should cause Peoples' efficiency ratio to improve by 1% to 2% each year.

A major asset for Peoples is its strong fee-based businesses, such as insurance and wealth management. In 2013, Peoples' fee revenue comprised 40% of its total revenue, up from 39% in 2012. Peoples has capabilities that many banks in its market area lack, including some of the largest national banks, which include robust retirement plan services and comprehensive insurance products. Thus, management considers Peoples to have a competitive advantage that directly enhances revenue growth potential. For 2014, management expects total non-interest income to benefit from continued double-digit growth in insurance and investment income. Within insurance income, management is projecting annual performance-based income will top \$1 million in 2014. Mortgage banking income could be negatively impacted by higher long-term rates, although more of Peoples' new production in recent quarters has been the result of new home sales versus refinancing activity.

Even with a more diversified revenue stream than most community banks, net interest income remains a major source of revenue for Peoples. Thus, Peoples' ability to grow revenue in 2014 will be impacted by the amount of net interest income generated. The current outlook is for the Federal Reserve Board to hold short-term interest rates at their historically low levels throughout all of 2014. Long-term rates could increase but remain more volatile than prior years. Changes in long-term rates would affect reinvestment rates within the loan and investment portfolios. Should the yield curve flatten, Peoples would have limited opportunities to offset the impact on asset yields with a similar reduction in funding costs. Thus, Peoples' ability to produce meaningful loan growth remains the key driver for improving net interest income and margin in 2014.

Management would expect both net interest income and margin to benefit from any meaningful increase in market interest rates based upon the current interest rate risk profile. However, it remains inherently difficult to predict and manage the future trend of Peoples' net interest income and margin due to the uncertainty surrounding the timing and magnitude of future interest rate changes, as well as the impact of competition for loans and deposits.

While the primary focus is on revenue growth, management intends to remain disciplined with operating expenses. For 2014, total non-interest expense will increase due to a full year's impact of the 2013 acquisitions, plus additional depreciation related to the \$5 million branch renovation project. Outside these items, management will be working to limit increases in other expense areas. However, Peoples continues to have limited control over some expenses, such as employee medical and pension costs.

Peoples continues to be more exposed to pension settlement charges given the frozen status of its defined benefit plan. The recognition of settlement charges is largely dependent upon the timing of distributions, the amount of pension benefit earned by the retirees, and whether the individuals elect a lump sum distribution. For 2014, management anticipates a sizable increase in settlement charges compared to the amount incurred in 2013. Additionally, Peoples could incur a charge of up to \$1 million in the first quarter of 2014. This expectation is based on normal retirement activity within the plan, but assumes all potential distributions are lump sum payouts.

A key to Peoples' 2014 revenue growth goal is achieving meaningful loan growth. Management believes period-end loan balances could increase by 6% to 8% in 2014, with this growth divided nearly equally between commercial and consumer lending. Within Peoples' commercial lending activity, the primary emphasis continues to be on non-mortgage commercial lending opportunities and capitalizing on growth opportunities provided by the Ohio Commerce acquisition. As a result, commercial and industrial loan balances should increase at a greater rate than commercial real estate loan balances. Consumer lending activity is continuing to build and will remain a larger contributor to overall loan growth than it was prior to 2013. On average, total loan balances should increase by 15% to 20% in 2014, due largely to a full year's impact of 2013 loan growth.

Peoples' long-term strategy is to reduce the size of the investment portfolio to between 25% and 30% of its total assets. Consistent with this goal, management plans to use \$20 to \$30 million of the normal cash flow generated by Peoples' significant investment in mortgage-backed securities to fund new loan production. This action would temper the overall growth in total earning assets in 2014. Management could adjust the size or composition of the portfolio in response to other factors, such as changes in liquidity needs and interest rate conditions.

In 2014, Peoples' funding strategy continues to emphasize growth of core deposits, such as checking and savings accounts, rather than higher-cost deposits. Thus, CD balances could maintain the declining trend experienced in recent years. Given the expected increase in earning assets, borrowed funds would increase in 2014 to the extent earning asset growth is more than deposit growth. Should this occur, management would evaluate using longer-term borrowings to match the duration of the assets being funded to minimize the long-term interest rate risk.

During the Great Recession, Peoples' asset quality metrics fell to the bottom of its peer group, which is comprised of the 21 banks used to evaluate executive compensation and conduct performance benchmarking. In 2013, overall asset quality was restored, as reflected by key metrics moving to the top-quartile of the peer group. Much of this success was due to Peoples' renewed commitment to sound underwriting and prudent risk management. Management believes this credit discipline will benefit Peoples during future economic downturns. The long-term goal is to maintain key metrics in the top-quartile of Peoples' peer group regardless of economic conditions.

In 2013, Peoples experienced loan loss recoveries in excess of gross charge-offs in each quarter. While management will continue to pursue collection of prior charge-offs, it is unlikely Peoples will sustain the level of recoveries experienced during 2013. As a result, management anticipates Peoples' net charge-off rate for 2014 to be near the low end of its long-term historical range of 0.20% to 0.50% of average loans.

Also in 2013, Peoples reduced the size of its allowance for loan losses consistent with the improvement in overall asset quality. For 2014, management intends to remain prudent with the level of Peoples' allowance for loan losses. Given the continued focus on consumer lending, management does not expect the level to drop much below its current level of 1.43% of total loans during 2014. However, the level will continue to be based upon management's quarterly assessment of the losses inherent in the loan portfolio, and the amount of any provision for loan losses should be driven mostly by a combination of the net charge-off rate and loan growth.

Peoples will continue to explore market expansion opportunities in or near its current market areas during 2014. Management's primary focus will be on increasing market share within existing markets, while taking advantage of potential growth opportunities within its insurance and wealth management lines of business. Management believes Peoples' capital position remains strong enough to support an active merger and acquisition strategy, and expansion of Peoples' core financial service businesses of banking, insurance and wealth management. Consequently, management continues to explore acquisition opportunities in these activities. In evaluating acquisition opportunities, management will balance the potential for earnings accretion with maintaining adequate capital levels, which could result in Peoples' common stock being the predominate form of consideration and/or the need for Peoples to raise capital.

Conversations with potential strategic partners are occurring on a regular basis. The evaluation of any potential opportunity will favor a transaction that complements Peoples' core competencies and strategic intent, with a lesser emphasis being placed on geographic location or size. Additionally, Peoples remains committed to preserving its diversified revenue stream. Peoples' management team is prepared to act quickly should a potential opportunity arise, but will remain disciplined with its approach. All transactions must be accretive by no later than the second year in order to satisfy Peoples' goal of improving shareholder return. Management is optimistic regarding Peoples' ability to complete any additional deals in 2014.

Management is committed to overcoming any challenges Peoples will face in 2014 and building upon the earnings momentum of 2013. This will require management to remain focused on four key areas: responsible risk management; extraordinary client experience; profitable revenue growth; and maintaining a superior workforce. Success will be achieved through disciplined execution of strategies and partnership with Peoples' clients and communities.

Interest Rate Sensitivity and Liquidity

While Peoples is exposed to various business risks, the risks relating to interest rate sensitivity and liquidity are major risks that can materially impact future results of operations and financial condition due to their complexity and dynamic nature. The objective of Peoples' asset/liability management (“ALM”) function is to measure and manage these risks in order to optimize net interest income within the constraints of prudent capital adequacy, liquidity and safety. This objective requires Peoples to focus on interest rate risk exposure and adequate liquidity through its management of the mix of assets and liabilities, their related cash flows and the rates earned and paid on those assets and liabilities. Ultimately, the ALM function is intended to guide management in the acquisition and disposition of earning assets and selection of appropriate funding sources.

Interest Rate Risk

Interest rate risk (“IRR”) is one of the most significant risks arising in the normal course of business of financial services companies like Peoples. IRR is the potential for economic loss due to future interest rate changes that can impact both the earnings stream as well as market values of financial assets and liabilities. Peoples' exposure to IRR is due primarily to differences in the maturity or repricing of earning assets and interest-bearing liabilities. In addition, other factors, such as prepayments of loans and investment securities or early withdrawal of deposits, can affect Peoples' exposure to IRR and increase interest costs or reduce revenue streams.

Peoples has assigned overall management of IRR to the Asset and Liability Management Committee (“ALCO”), which has established an IRR management policy that sets minimum requirements and guidelines for monitoring and managing the level of IRR. The objective of Peoples' IRR policy is to assist the ALCO in its evaluation of the impact of changing interest rate conditions on earnings and economic value of equity, as well as assist with the implementation of strategies intended to reduce Peoples' IRR. The management of IRR involves either maintaining or changing the level of risk exposure by changing the repricing and maturity characteristics of the cash flows for specific assets or liabilities. Additional oversight of Peoples' IRR is provided by the Asset Liability Management and Investment Committee of Peoples Bank's Board of Directors. This committee also reviews and approves Peoples' IRR management policy at least annually.

The ALCO uses various methods to assess and monitor the current level of Peoples' IRR and the impact of potential strategies or other changes. However, the ALCO predominantly relies on simulation modeling in its overall management of IRR since it is a dynamic measure. Simulation modeling also estimates the impact of potential changes in interest rates and balance sheet structures on future earnings and projected economic value of equity.

The modeling process starts with a base case simulation using the current balance sheet and current interest rates held constant for the next twenty-four months. Alternate scenarios are prepared which simulate the impact of increasing and decreasing market interest rates, assuming parallel yield curve shifts. Comparisons produced from the simulation data, showing the changes in net interest income from the base interest rate scenario, illustrate the risks associated with the current balance sheet structure. Additional simulations, when deemed appropriate or necessary, are prepared using different interest rate scenarios from those used with the base case simulation and/or possible changes in balance sheet composition. The additional simulations include non-parallel shifts in interest rates whereby the direction and/or magnitude of change of short-term interest rates is different than the changes applied to longer-term interest rates. Comparisons showing the earnings and economic value of equity variance from the base case are provided to the ALCO for review and discussion.

The ALCO has established limits on changes in the twelve-month net interest income forecast and the economic value of equity from the base case. The ALCO may establish risk tolerances for other parallel and non-parallel rate movements, as deemed necessary.

The following table details the current policy limits used to manage the level of Peoples' IRR:

Immediate and Sustained Shift in Interest Rates	Net Interest Income	Economic Value of Equity
+ / - 100 basis points	-5%	-10%
+ / - 200 basis points	-10%	-15%
+ / - 300 basis points	-15%	-20%

The following table shows the estimated changes in net interest income and the economic value of equity based upon a standard, parallel shock analysis (dollars in thousands):

Increase in Interest Rate (in Basis Points)	Estimated Increase in Net Interest Income				Estimated (Decrease) Increase in Economic Value of Equity			
	December 31, 2013		December 31, 2012		December 31, 2013		December 31, 2012	
300	\$ 5,473	8.9%	\$ 9,688	19.6%	\$ (65,867)	(24.8)%	\$ (20,348)	(8.5)%
200	4,494	7.3%	8,627	17.5%	(46,077)	(17.4)%	(3,888)	(1.6)%
100	2,885	4.7%	6,311	12.8%	(23,910)	(9.0)%	7,344	3.1 %

This table uses a standard, parallel shock analysis for assessing the IRR to net interest income and the economic value of equity. A parallel shock means all points on the yield curve (one year, two year, three year, etc.) are directionally changed the same amount of basis points. For example, 100 basis points are equal to 1%. While management regularly assesses the impact of both increasing and decreasing interest rates, the table above only reflects the impact of upward shocks due to the fact a downward parallel shock of 100 basis points or more is not possible given that most short-term rates are currently less than 1%.

Although a parallel shock table can give insight into the current direction and magnitude of IRR inherent in the balance sheet, interest rates do not always move in a complete parallel manner during interest rate cycles. These nonparallel movements in interest rates, commonly called yield curve steepening or flattening movements, tend to occur during the beginning and end of an interest rate cycle, with differences in the timing, direction and magnitude of changes in short-term and long-term interest rates. Thus, any benefit that could occur as a result of the Federal Reserve Board increasing short-term interest rates in future quarters could be offset by an inverse movement in long-term interest rates. As a result, management conducts more advanced interest rate shock scenarios to gain a better understanding of Peoples' exposure to nonparallel rate shifts.

At December 31, 2013, Peoples' Consolidated Balance Sheet remained positioned for a rising interest rate environment, as illustrated by the potential increase in net interest income shown in the above table. During 2013, Peoples became less sensitive to rising interest rates due to several factors as management took action to increase base case net interest income. The largest factors impacting Peoples' interest rate sensitivity were the investment strategy implemented during the first quarter of 2013, changes in prepayment speeds in the investment portfolio and the Ohio Commerce acquisition.

Liquidity

In addition to IRR management, another major objective of the ALCO is to maintain a sufficient level of liquidity. The ALCO defines liquidity as the ability to meet anticipated and unanticipated operating cash needs, loan demand and deposit withdrawals, without incurring a sustained negative impact on profitability.

A primary source of liquidity for Peoples is retail deposits. Liquidity is also provided by cash generated from earning assets such as maturities, calls, principal and interest payments from loans and investment securities. Peoples also uses various wholesale funding sources to supplement funding from customer deposits. These external sources provide Peoples with the ability to obtain large quantities of funds in a relatively short time period in the event of sudden unanticipated cash needs. However, an over-utilization of external funding sources can expose Peoples to greater liquidity risk as these external sources may not be accessible during times of market stress. Additionally, Peoples may be exposed to the risk associated with providing excess collateral to external funding providers, commonly referred to as counterparty risk. As a result, the ALCO's liquidity management policy sets limits on the net liquidity position and the concentration of non-core funding sources, both wholesale funding and brokered deposits.

In addition to external sources of funding, Peoples considers certain types of deposits to be less stable or "volatile funding". These deposits include special money market products, large CDs and public funds. Peoples has established volatility factors for these various deposit products, and the liquidity management policy establishes a limit on the total level of volatile funding. Additionally, Peoples measures the maturities of external sources of funding for periods of 1 month, 3 months, 6 months and 12 months and has established policy limits for the amounts maturing in each of these periods. The purpose of these limits is to minimize exposure to what is commonly termed as rollover risk.

An additional strategy used by Peoples in the management of liquidity risk is maintaining a targeted level of liquid assets. These are assets that can be converted into cash in a relatively short period of time. Management defines liquid assets as unencumbered cash, including cash on deposit at the Federal Reserve Bank and the market value of U.S. government and agency securities that are not pledged. Excluded from this definition are pledged securities, non-

government and agency securities, municipal securities and loans. Management has established a minimum level of liquid assets in the liquidity management policy, which is expressed as a percentage of loans and unfunded loan commitments. Peoples also has established a policy limit around the level of liquefiable assets, also expressed as a percentage of loans and unfunded loan commitments. Liquefiable assets are defined as liquid assets plus the market value of unpledged securities not included in the liquid asset measurement.

An essential element in the management of liquidity risk is a forecast of the sources and uses of anticipated cash flows. On a monthly basis, Peoples forecasts sources and uses of cash for the next twelve months. To assist in the management of liquidity, management has established a liquidity coverage ratio, which is defined as the total sources of cash divided by the total uses of cash. A ratio of greater than 1.0 times indicates that forecasted sources of cash are adequate to fund forecasted uses of cash. The liquidity management policy establishes a minimum limit of 1.0 times. As of December 31, 2013, Peoples had a ratio of 1.56 times, which was within policy limits. Peoples also forecasts secondary or contingent sources of cash, and this includes external sources of funding and liquid assets. These sources of cash would be required if and when the forecasted liquidity coverage ratio dropped below the policy limit of 1.0 times. An additional liquidity measurement used by management includes the total forecasted sources of cash and the contingent sources of cash divided by the forecasted uses of cash. Management has established a minimum ratio of 3.0 times for this liquidity management policy limit. As of December 31, 2013, Peoples had a ratio of 6.31 times, which was within policy limits.

Disruptions in the sources and uses of cash can occur which can drastically alter the actual cash flows and negatively impact Peoples' ability to access internal and external sources of cash. Such disruptions might occur due to increased withdrawals of deposits, increases in the funding required for loan commitments, a decrease in the ability to access external funding sources and other forces that would increase the need for funding and limit Peoples' ability to access needed funds. As a result, Peoples maintains a liquidity contingency funding plan ("LCFP") that considers various degrees of disruptions and develops action plans around these scenarios.

Peoples' LCFP identifies scenarios where funding disruptions might occur and creates scenarios of varying degrees of severity. The disruptions considered include an increase in funding of unfunded loan commitments, unanticipated withdrawals of deposits, decreases in the renewal of maturing certificates of deposit and reductions in cash earnings. Additionally, the LCFP creates stress scenarios where access to external funding sources, or contingency funding, is suddenly limited which includes a significant increase in the margin requirements where securities or loans are pledged, limited access to funding from other banks and limited access to funding from the Federal Home Loan Bank and the Federal Reserve Bank. Peoples' LCFP scenarios include a base scenario, a mild stress scenario, a moderate stress scenario and a severe stress scenario. Each of these is defined as to the severity and action plans are developed around each.

Liquidity management also requires the monitoring of risk indicators that may alert the ALCO to a developing liquidity situation or crisis. Early detection of stress scenarios allows Peoples to take actions to help mitigate the impact to the bank's business operations. The LCFP contains various indicators, termed key risk indicators ("KRI's") that are monitored on a monthly basis, at a minimum. The KRI's include both internal and external indicators and include loan delinquency levels, classified and watch list loan levels, non-performing loans to loans and to total assets, the loan to deposit ratio, the level of net non-core funding dependence, the level of contingency funding sources, the liquidity coverage ratio, changes in regulatory capital levels, forecasted operating loss and negative media concerning Peoples, irrational competitor pricing that persists and an increase in rates for external funding sources. The LCFP establishes levels that define each of these KRI's under base, mild, moderate and severe scenarios.

The LCFP is reviewed and updated on at least an annual basis by the ALCO and the Asset Liability Management and Investment Committee of Peoples Bank's Board of Directors. Additionally, testing of the LCFP is required on an annual basis. Various stress scenarios and the related actions are simulated according to the LCFP. The results are reviewed and discussed and changes or revisions are made to the LCFP accordingly. Additionally, every two years, the LCFP is subjected to a third-party review for effectiveness and regulatory compliance.

Overall, management believes the current balance of cash and cash equivalents and anticipated cash flows from the investment portfolio, along with the availability of other funding sources, will allow Peoples to meet anticipated cash obligations, as well as special needs and off-balance sheet commitments.

Off-Balance Sheet Activities and Contractual Obligations

Peoples routinely engages in activities that involve, to varying degrees, elements of risk that are not reflected in whole or in part in the Consolidated Financial Statements. These activities are part of Peoples' normal course of business and include traditional off-balance sheet credit-related financial instruments, interest rate contracts and commitments to make additional capital contributions in low-income housing tax credit investments.

The following is a summary of Peoples' significant off-balance sheet activities and contractual obligations. Detailed information regarding these activities and obligations can be found in the Notes to the Consolidated Financial Statements as follows:

Activity or Obligation	Note
Off-balance sheet credit-related financial instruments	15
Operating lease obligations	5
Long-term debt obligations	10
Contingent consideration related to acquisitions	18

Traditional off-balance sheet credit-related financial instruments are primarily commitments to extend credit and standby letters of credit. These activities are necessary to meet the financing needs of customers and could require Peoples to make cash payments to third parties in the event certain specified future events occur. The contractual amounts represent the extent of Peoples' exposure in these off-balance sheet activities. However, since certain off-balance sheet commitments, particularly standby letters of credit, are expected to expire or only partially be used, the total amount of commitments does not necessarily represent future cash requirements.

Peoples continues to lease certain facilities and equipment under noncancellable operating leases with terms providing for fixed monthly payments over periods generally ranging from two to ten years. Several of Peoples' leased facilities are inside retail shopping centers or office buildings and, as a result, are not available for purchase. Management believes these leased facilities increase Peoples' visibility within its markets and afford sales associates additional access to current and potential clients.

For certain acquisitions, often those involving insurance businesses and wealth management books of businesses, a portion of the consideration is contingent upon revenue metrics being achieved. US GAAP requires that the amounts be recorded upon acquisition based on the best estimate of the future amounts to be paid at the time of acquisition. Any subsequent adjustment to the estimate is recorded in earnings. Based on the acquisitions completed to date, management does not expect contingent consideration to have a material impact on Peoples' future performance.

The following table details the aggregate amount of future payments Peoples is required to make under certain contractual obligations as of December 31, 2013:

<i>(Dollars in thousands)</i>	Total	Payments due by period			
		Less than 1 year	1-3 years	3-5 years	More than 5 years
Long-term debt (1)	\$ 121,826	\$ 6,498	\$ 12,296	\$ 87,362	\$ 15,670
Operating leases	2,190	753	1,030	389	18
Time deposits	412,267	202,677	154,440	42,126	13,024
Contingent consideration related to acquisitions (2)	1,513	468	960	85	—
Total	\$ 537,796	\$ 210,396	\$ 168,726	\$ 129,962	\$ 28,712

(1) Amounts reflect solely the minimum required principal payments.

(2) Amounts assume required revenue metrics are achieved.

Management does not anticipate Peoples' current off-balance sheet activities will have a material impact on its future results of operations and financial condition based on historical experience and recent trends.

Effects of Inflation on Financial Statements

Substantially all of Peoples' assets relate to banking and are monetary in nature. As a result, inflation does not impact Peoples to the same degree as companies in capital-intensive industries in a replacement cost environment. During a period of rising prices, a net monetary asset position results in a loss in purchasing power and conversely a net monetary liability

position results in an increase in purchasing power. The opposite would be true during a period of decreasing prices. In the banking industry, monetary assets typically exceed monetary liabilities. The current monetary policy targeting low levels of inflation has resulted in relatively stable price levels. Therefore, inflation has had little impact on Peoples' net assets.

ITEM 7A. QUANTITATIVE AND QUALITATIVE DISCLOSURES ABOUT MARKET RISK

Please refer to the section captioned "Interest Rate Sensitivity and Liquidity" under Item 7 of this Form 10-K, which section is incorporated herein by reference.

ITEM 8. FINANCIAL STATEMENTS AND SUPPLEMENTARY DATA

The Consolidated Financial Statements and accompanying notes, and the report of independent registered public accounting firm, are set forth immediately following Item 9B of this Form 10-K.

ITEM 9. CHANGES IN AND DISAGREEMENTS WITH ACCOUNTANTS ON ACCOUNTING FINANCIAL DISCLOSURE

No response required.

ITEM 9A. CONTROLS AND PROCEDURES

Evaluation of Disclosure Controls and Procedures

Peoples' management, with the participation of Peoples' President and Chief Executive Officer and Peoples' Executive Vice President, Chief Financial Officer and Treasurer, has evaluated the effectiveness of Peoples' disclosure controls and procedures (as defined in Rule 13a-15(e) under the Securities Exchange Act of 1934, as amended (the "Exchange Act")) as of December 31, 2013. Based upon that evaluation, Peoples' President and Chief Executive Officer and Peoples' Executive Vice President, Chief Financial Officer and Treasurer have concluded that:

- (a) information required to be disclosed by Peoples in this Form 10-K and other reports Peoples files or submits under the Exchange Act would be accumulated and communicated to Peoples' management, including its President and Chief Executive Officer and its Executive Vice President, Chief Financial Officer and Treasurer, as appropriate to allow timely decisions regarding required disclosure;
- (b) information required to be disclosed by Peoples in this Form 10-K and other reports Peoples files or submits under the Exchange Act would be recorded, processed, summarized and reported within the time periods specified in the SEC's rules and forms; and
- (c) Peoples' disclosure controls and procedures were effective as of the end of the period covered by this Form 10-K.

Management's Annual Report on Internal Control Over Financial Reporting

The "Report of Management's Assessment of Internal Control Over Financial Reporting" required by Item 308(a) of SEC Regulation S-K is included on page 62 of this Form 10-K.

Attestation Report of Independent Registered Public Accounting Firm

The "Report of Independent Registered Public Accounting Firm on Effectiveness of Internal Control Over Financial Reporting" required by Item 308(b) of SEC Regulation S-K is included on page 63 of this Form 10-K.

Changes in Internal Control Over Financial Reporting

There were no changes in Peoples' internal control over financial reporting (as defined in Rule 13a-15(f) under the Exchange Act) that occurred during Peoples' fiscal quarter ended December 31, 2013, that have materially affected, or are reasonably likely to materially affect, Peoples' internal control over financial reporting.

ITEM 9B. OTHER INFORMATION

None.

Report of Management's Assessment of Internal Control Over Financial Reporting

Peoples' management is responsible for establishing and maintaining adequate internal control over financial reporting, as defined in Rules 13a-15(f) and 15d-15(f) under the Securities Exchange Act of 1934, as amended. Peoples' internal control over financial reporting has been designed to provide reasonable assurance regarding the reliability of financial reporting and the preparation, integrity, and fair presentation of Peoples' Consolidated Financial Statements for external purposes in accordance with United States generally accepted accounting principles.

With the supervision and participation of its President and Chief Executive Officer and its Executive Vice President, Chief Financial Officer and Treasurer, management evaluated the effectiveness of Peoples' internal control over financial reporting as of December 31, 2013, using the Internal Control-Integrated Framework set forth by the Committee of Sponsoring Organizations of the Treadway Commission (1992 Framework).

No matter how well designed, internal control over financial reporting may not prevent or detect all misstatements. Projection of the evaluation of effectiveness to future periods is subject to risks, including but not limited to (a) controls may become inadequate due to changes in conditions; (b) a deterioration in the degree of compliance with policies or procedures; and (c) the possibility of control circumvention or override, any of which may lead to misstatements due to undetected error or fraud. Effective internal control over financial reporting can provide only a reasonable assurance with respect to financial statement preparation and reporting.

Management assessed the effectiveness of Peoples' internal control over financial reporting as of December 31, 2013, and, based on this assessment, has concluded Peoples' internal control over financial reporting is effective as of that date.

Peoples' independent registered public accounting firm, Ernst & Young LLP has audited the Consolidated Financial Statements included in this Annual Report on Form 10-K and has issued an attestation report on Peoples' internal control over financial reporting.

By: /s/ CHARLES W. SULERZYSKI
Charles W. Sulerzyski
President and Chief Executive Officer

By: /s/ EDWARD G. SLOANE
Edward G. Sloane
Executive Vice President,
Chief Financial Officer and Treasurer

Report of Independent Registered Public Accounting Firm on Effectiveness of Internal Control Over Financial Reporting

The Audit Committee of the Board of Directors and Shareholders Peoples Bancorp, Inc.

We have audited Peoples Bancorp, Inc. and subsidiaries' internal control over financial reporting as of December 31, 2013, based on criteria established in Internal Control-Integrated Framework issued by the Committee of Sponsoring Organizations of the Treadway Commission (1992 framework) (the COSO criteria). Peoples Bancorp, Inc.'s management is responsible for maintaining effective internal control over financial reporting, and for its assessment of the effectiveness of internal control over financial reporting included in the accompanying Report of Management's Assessment of Internal Control Over Financial Reporting. Our responsibility is to express an opinion on the company's internal control over financial reporting based on our audit.

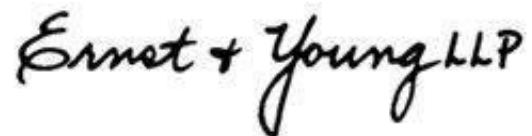
We conducted our audit in accordance with the standards of the Public Company Accounting Oversight Board (United States). Those standards require that we plan and perform the audit to obtain reasonable assurance about whether effective internal control over financial reporting was maintained in all material respects. Our audit included obtaining an understanding of internal control over financial reporting, assessing the risk that a material weakness exists, testing and evaluating the design and operating effectiveness of internal control based on the assessed risk, and performing such other procedures as we considered necessary in the circumstances. We believe that our audit provides a reasonable basis for our opinion.

A company's internal control over financial reporting is a process designed to provide reasonable assurance regarding the reliability of financial reporting and the preparation of financial statements for external purposes in accordance with generally accepted accounting principles. A company's internal control over financial reporting includes those policies and procedures that (1) pertain to the maintenance of records that, in reasonable detail, accurately and fairly reflect the transactions and dispositions of the assets of the company; (2) provide reasonable assurance that transactions are recorded as necessary to permit preparation of financial statements in accordance with generally accepted accounting principles, and that receipts and expenditures of the company are being made only in accordance with authorizations of management and directors of the company; and (3) provide reasonable assurance regarding prevention or timely detection of unauthorized acquisition, use, or disposition of the company's assets that could have a material effect on the financial statements.

Because of its inherent limitations, internal control over financial reporting may not prevent or detect misstatements. Also, projections of any evaluation of effectiveness to future periods are subject to the risk that controls may become inadequate because of changes in conditions, or that the degree of compliance with the policies or procedures may deteriorate.

In our opinion, Peoples Bancorp, Inc. and subsidiaries maintained, in all material respects, effective internal control over financial reporting as of December 31, 2013, based on the COSO criteria.

We also have audited, in accordance with the standards of the Public Company Accounting Oversight Board (United States), the consolidated balance sheets of Peoples Bancorp, Inc. and subsidiaries as of December 31, 2013 and 2012, and the related consolidated statements of income, comprehensive income, stockholders' equity, and cash flows for each of the three years in the period ended December 31, 2013 of Peoples Bancorp, Inc. and subsidiaries and our report dated February 27, 2014 expressed an unqualified opinion thereon.

The signature of Ernst & Young LLP is written in a cursive, handwritten style in black ink.

Charleston, West Virginia
February 27, 2014

Report of Independent Registered Public Accounting Firm on Consolidated Financial Statements

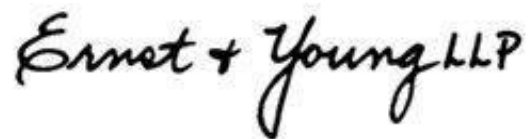
The Audit Committee of the Board of Directors and the Shareholders Peoples Bancorp Inc.

We have audited the accompanying consolidated balance sheets of Peoples Bancorp, Inc. and subsidiaries as of December 31, 2013 and 2012, and the related consolidated statements of income, comprehensive income, stockholders' equity and cash flows for each of the three years in the period ended December 31, 2013. These financial statements are the responsibility of the Company's management. Our responsibility is to express an opinion on these financial statements based on our audits.

We conducted our audits in accordance with the standards of the Public Company Accounting Oversight Board (United States). Those standards require that we plan and perform the audit to obtain reasonable assurance about whether the financial statements are free of material misstatement. An audit includes examining, on a test basis, evidence supporting the amounts and disclosures in the financial statements. An audit also includes assessing the accounting principles used and significant estimates made by management, as well as evaluating the overall financial statement presentation. We believe that our audits provide a reasonable basis for our opinion.

In our opinion, the financial statements referred to above present fairly, in all material respects, the consolidated financial position of Peoples Bancorp, Inc. and subsidiaries at December 31, 2013 and 2012, and the consolidated results of their operations and their cash flows for each of the three years in the period ended December 31, 2013, in conformity with U.S. generally accepted accounting principles.

We also have audited, in accordance with the standards of the Public Company Accounting Oversight Board (United States), Peoples Bancorp, Inc.'s internal control over financial reporting as of December 31, 2013, based on criteria established in Internal Control-Integrated Framework issued by the Committee of Sponsoring Organizations of the Treadway Commission (1992 framework) and our report dated February 27, 2014 expressed an unqualified opinion thereon.

The image shows a handwritten signature in black ink that reads "Ernst + Young LLP". The signature is written in a cursive, flowing style.

Charleston, West Virginia
February 27, 2014

PEOPLES BANCORP INC. AND SUBSIDIARIES
CONSOLIDATED BALANCE SHEETS

<i>(Dollars in thousands)</i>	December 31,	
	2013	2012
Assets		
Cash and cash equivalents:		
Cash and due from banks	\$ 36,016	\$ 47,256
Interest-bearing deposits in other banks	17,804	15,286
Total cash and cash equivalents	53,820	62,542
Available-for-sale investment securities, at fair value (amortized cost of \$621,126 at December 31, 2013 and \$628,584 at December 31, 2012)	606,108	639,185
Held-to-maturity investment securities, at amortized cost (fair value of \$46,094 at December 31, 2013 and \$47,124 at December 31, 2012)	49,222	45,275
Other investment securities, at cost	25,196	24,625
Total investment securities	680,526	709,085
Loans, net of deferred fees and costs	1,196,234	985,172
Allowance for loan losses	(17,065)	(17,811)
Net loans	1,179,169	967,361
Loans held for sale	1,688	6,546
Bank premises and equipment, net	29,809	27,013
Bank owned life insurance	1,880	51,229
Goodwill	70,520	64,881
Other intangible assets	7,083	3,644
Other assets	34,613	25,749
Total assets	\$ 2,059,108	\$ 1,918,050
Liabilities		
Deposits:		
Non-interest-bearing	\$ 409,891	\$ 317,071
Interest-bearing	1,170,867	1,175,232
Total deposits	1,580,758	1,492,303
Short-term borrowings	113,590	47,769
Long-term borrowings	121,826	128,823
Accrued expenses and other liabilities	21,381	27,427
Total liabilities	1,837,555	1,696,322
Stockholders' Equity		
Preferred stock, no par value, 50,000 shares authorized, no shares issued at December 31, 2013 and December 31, 2012	—	—
Common stock, no par value, 24,000,000 shares authorized, 11,206,576 shares issued at December 31, 2013 and 11,155,648 shares issued at December 31, 2012, including shares in treasury	168,869	167,039
Retained earnings	80,898	69,158
Accumulated other comprehensive (loss) income, net of deferred income taxes	(13,244)	654
Treasury stock, at cost, 600,794 shares at December 31, 2013 and 607,688 shares at December 31, 2012	(14,970)	(15,123)
Total stockholders' equity	221,553	221,728
Total liabilities and stockholders' equity	\$ 2,059,108	\$ 1,918,050

See Notes to the Consolidated Financial Statements

PEOPLES BANCORP INC. AND SUBSIDIARIES
CONSOLIDATED STATEMENTS OF INCOME

<i>(Dollars in thousands, except per share data)</i>	2013	2012	2011
Interest Income:			
Interest and fees on loans	\$ 48,522	\$ 48,238	\$ 49,410
Interest and dividends on taxable investment securities	16,853	19,778	24,149
Interest on tax-exempt investment securities	1,600	1,434	1,550
Other interest income	96	20	24
Total interest income	67,071	69,470	75,133
Interest Expense:			
Interest on deposits	7,052	9,059	13,930
Interest on short-term borrowings	114	74	103
Interest on long-term borrowings	4,520	3,949	5,142
Interest on junior subordinated debentures held by subsidiary trust	—	1,913	1,979
Total interest expense	11,686	14,995	21,154
Net interest income	55,385	54,475	53,979
(Recovery of) provision for loan losses	(4,410)	(4,716)	7,998
Net interest income after (recovery of) provision for loan losses	59,795	59,191	45,981
Other Income:			
Insurance income	12,201	9,844	9,265
Deposit account service charges	8,764	8,965	9,765
Trust and investment income	7,122	6,129	5,548
Electronic banking income	6,191	5,955	5,142
Mortgage banking income	1,759	2,877	1,687
Net gain on investment securities	489	3,548	473
Net loss on asset disposals and other transactions	(155)	(4,326)	(916)
Other non-interest income	1,183	1,201	1,537
Total other income	37,554	34,193	32,501
Other Expenses:			
Salaries and employee benefit costs	36,472	33,426	33,626
Net occupancy and equipment	6,840	6,094	5,885
Professional fees	4,207	4,370	3,531
Electronic banking expense	3,586	3,342	2,692
Marketing expense	2,301	2,682	1,765
Data processing and software	2,012	1,979	1,893
Franchise tax	1,643	1,486	1,505
Communication expense	1,339	1,285	1,223
FDIC insurance	1,036	1,002	1,867
Foreclosed real estate and other loan expenses	880	1,001	1,213
Amortization of other intangible assets	807	509	586
Other non-interest expense	7,142	6,298	5,545
Total other expenses	68,265	63,474	61,331
Income before income taxes	29,084	29,910	17,151
Income tax expense	11,510	9,525	4,596
Net income	\$ 17,574	\$ 20,385	\$ 12,555
Preferred dividends	—	—	1,343
Net income available to common shareholders	\$ 17,574	\$ 20,385	\$ 11,212
Earnings per common share - basic	\$ 1.65	\$ 1.92	\$ 1.07
Earnings per common share - diluted	\$ 1.63	\$ 1.92	\$ 1.07
Weighted-average number of common shares outstanding - basic	10,581,222	10,527,885	10,482,318
Weighted-average number of common shares outstanding - diluted	10,679,417	10,528,286	10,482,318

See Notes to the Consolidated Financial Statements

PEOPLES BANCORP INC. AND SUBSIDIARIES
CONSOLIDATED STATEMENTS OF COMPREHENSIVE INCOME

<i>(Dollars in thousands)</i>	2013	2012	2011
Net income	\$ 17,574	\$ 20,385	\$ 12,555
Other comprehensive income (loss):			
<u>Available-for-sale investment securities:</u>			
Gross unrealized holding (loss) gain arising in the period	(25,130)	2,706	15,053
Related tax benefit (expense)	8,795	(947)	(5,269)
Less: reclassification adjustment for net gain included in net income	489	3,548	473
Related tax expense	(171)	(1,242)	(166)
Net effect on other comprehensive (loss) income	(16,653)	(547)	9,477
<u>Defined benefit plans:</u>			
Net gain (loss) arising during the period	3,788	(1,320)	(6,448)
Related tax (expense) benefit	(1,326)	462	2,257
Amortization of unrecognized loss and service cost on benefit plans	182	161	76
Related tax expense	(64)	(57)	(27)
Recognition of loss due to settlement and curtailment	270	835	815
Related tax expense	(95)	(292)	(285)
Net effect on other comprehensive income (loss)	2,755	(211)	(3,612)
Total other comprehensive (loss) income, net of tax	(13,898)	(758)	5,865
Total comprehensive income	\$ 3,676	\$ 19,627	\$ 18,420

See Notes to the Consolidated Financial Statements

PEOPLES BANCORP INC. AND SUBSIDIARIES
CONSOLIDATED STATEMENTS OF STOCKHOLDERS' EQUITY

<i>(Dollars in thousands)</i>	Preferred Stock	Common Stock	Retained Earnings	Accumulated Other Comprehensive (Loss) Income	Treasury Stock	Total Stockholders' Equity
Balance, December 31, 2010	\$ 38,645	\$ 166,298	\$ 45,547	\$ (4,453)	\$ (15,356)	\$ 230,681
Net income			12,555			12,555
Other comprehensive income, net of tax				5,865		5,865
Accrued dividends on preferred shares			(988)			(988)
Amortization of discount on preferred shares	355		(355)			—
Cash dividends declared on common shares			(3,179)			(3,179)
Tax benefit from exercise of stock options		1				1
Reissuance of treasury stock for deferred compensation plan					176	176
Purchase of treasury stock					(187)	(187)
Common shares issued under dividend reinvestment plan		318				318
Common shares issued under Board of Directors' compensation plan		42			63	105
Stock-based compensation expense		310				310
Repurchase of preferred shares	(39,000)					(39,000)
Balance, December 31, 2011	\$ —	\$ 166,969	\$ 53,580	\$ 1,412	\$ (15,304)	\$ 206,657
Net income			20,385			20,385
Other comprehensive loss, net of tax				(758)		(758)
Repurchase of common stock warrant		(1,201)				(1,201)
Cash dividends declared on common shares			(4,807)			(4,807)
Tax benefit from exercise of stock options		16				16
Reissuance of treasury stock for deferred compensation plan					163	163
Purchase of treasury stock					(156)	(156)
Common shares issued under dividend reinvestment plan		357				357
Common shares issued under Board of Directors' compensation plan		(44)			174	130
Stock-based compensation expense		942				942
Balance, December 31, 2012	\$ —	\$ 167,039	\$ 69,158	\$ 654	\$ (15,123)	\$ 221,728
Net income			17,574			17,574
Other comprehensive loss, net of tax				(13,898)		(13,898)
Cash dividends declared on common shares			(5,834)			(5,834)
Tax benefit from exercise of stock options		79				79
Reissuance of treasury stock for deferred compensation plan					168	168
Purchase of treasury stock					(228)	(228)
Common shares issued under dividend reinvestment plan		423				423
Common shares issued under Board of Directors' compensation plan		(34)			213	179
Stock-based compensation expense		1,362				1,362
Balance, December 31, 2013	\$ —	\$ 168,869	\$ 80,898	\$ (13,244)	\$ (14,970)	\$ 221,553

See Notes to the Consolidated Financial Statements

PEOPLES BANCORP INC. AND SUBSIDIARIES
CONSOLIDATED STATEMENTS OF CASH FLOWS

<i>(Dollars in thousands)</i>	2013	2012	2011
Operating activities:			
Net income	\$ 17,574	\$ 20,385	\$ 12,555
Adjustments to reconcile net income to net cash provided by operating activities:			
Depreciation, amortization, and accretion, net	16,110	18,765	17,194
(Recovery of) provision for loan losses	(4,410)	(4,716)	7,998
Bank owned life insurance income	(56)	(40)	(351)
Net gain on investment securities	(489)	(3,548)	(473)
Loss on debt extinguishment	—	4,144	—
Loans originated for sale	(68,323)	(132,714)	(72,132)
Proceeds from sales of loans	74,049	131,040	73,507
Net gains on sales of loans	(1,544)	(2,746)	(1,432)
Deferred income tax expense	4,627	4,521	462
(Decrease) increase in accrued expenses	(13)	2,345	1,472
Decrease in interest receivable	313	462	290
Excess tax benefit from share-based payments	(79)	16	—
Other, net	2,705	3,340	4,294
Net cash provided by operating activities	40,464	41,254	43,384
Investing activities:			
Available-for-sale investment securities:			
Purchases	(223,979)	(271,520)	(198,556)
Proceeds from sales	125,658	113,756	59,868
Proceeds from principal payments, calls and prepayments	99,372	140,470	126,587
Held-to-maturity investment securities:			
Purchases	(5,216)	(40,352)	(13,341)
Proceeds from principal payments	885	11,188	—
Net (increase) decrease in loans	(109,609)	(16,884)	11,430
Net expenditures for premises and equipment	(6,604)	(4,530)	(1,290)
Proceeds from sales of other real estate owned	1,036	1,813	2,158
Proceeds from bank owned life insurance	43,100	—	4,499
Business acquisitions, net of cash received	(4,536)	(3,321)	—
Investment in limited partnership and tax credit funds	(120)	(187)	(234)
Net cash used in investing activities	(80,013)	(69,567)	(8,879)
Financing activities:			
Net increase in non-interest-bearing deposits	61,935	63,437	24,768
Net (decrease) increase in interest-bearing deposits	(84,344)	38,319	(35,379)
Net increase (decrease) in short-term borrowings	65,821	(3,874)	134
Proceeds from long-term borrowings	—	24,000	—
Payments on long-term borrowings	(7,025)	(40,517)	(15,391)
Redemption of junior subordinated debentures	—	(23,668)	—
Repurchase of preferred shares and common stock warrant	—	(1,201)	(39,000)
Cash dividends paid on preferred shares	—	—	(1,232)
Cash dividends paid on common shares	(5,419)	(4,457)	(3,922)
Purchase of treasury stock	(228)	(156)	(187)
Proceeds from issuance of common shares	8	6	10
Excess tax benefit from share-based payments	79	16	—
Net cash provided by (used in) financing activities	30,827	51,905	(70,199)
Net (decrease) increase in cash and cash equivalents	(8,722)	23,592	(35,694)
Cash and cash equivalents at beginning of period	62,542	38,950	74,644
Cash and cash equivalents at end of period	\$ 53,820	\$ 62,542	\$ 38,950
Supplemental cash flow information:			
Interest paid	\$ 11,839	\$ 15,570	\$ 21,386
Income taxes paid	\$ 7,473	\$ 5,563	\$ 1,574

See Notes to the Consolidated Financial Statements

PEOPLES BANCORP INC. AND SUBSIDIARIES
NOTES TO THE CONSOLIDATED FINANCIAL STATEMENTS

Peoples Bancorp Inc. is a financial holding company that offers a full range of financial services and products, including commercial and retail banking, insurance, brokerage and trust services, through its principal operating subsidiary, Peoples Bank, National Association (“Peoples Bank”). Services are provided through 49 financial service locations and 47 automated teller machines in Ohio, West Virginia and Kentucky, as well as internet-based banking.

Note 1. Summary of Significant Accounting Policies

The accounting and reporting policies of Peoples Bancorp Inc. and Subsidiaries (“Peoples” refers to Peoples Bancorp Inc. and its consolidated subsidiaries collectively, except where the context indicates the reference relates solely to Peoples Bancorp Inc.) conform to generally accepted accounting principles in the United States of America (“US GAAP”) and to general practices within the banking industry. The preparation of the financial statements in conformity with US GAAP requires management to make estimates and assumptions that affect the amounts reported in the financial statements and accompanying notes. Actual results could differ from those estimates. Certain items in prior financial statements have been reclassified to conform to the current presentation, which had no impact on net income, comprehensive income or loss, net cash provided by operating activities or stockholders' equity.

The following is a summary of significant accounting policies followed in the preparation of the financial statements:

Consolidation: Peoples' Consolidated Financial Statements include subsidiaries in which Peoples has a controlling financial interest, principally defined as owning a voting interest greater than 50%. In addition, entities not controlled by voting interest or in which the equity investors do not bear the residual economic risks, but for which Peoples is the primary beneficiary are also consolidated.

The Consolidated Financial Statements include the accounts of Peoples and its consolidated subsidiaries, Peoples Bank and Peoples Investment Company, along with their wholly-owned subsidiaries. All significant intercompany accounts and transactions have been eliminated.

Cash and Cash Equivalents: Cash and cash equivalents include cash on hand, balances due from other banks, interest-bearing deposits in other banks, Federal Funds sold and other short-term investments with original maturities of ninety days or less. Included in interest-bearing deposits in other banks were \$3.0 million in funds at both December 31, 2013 and 2012, which were being used as collateral and not available for withdrawal.

Investment Securities: Investment securities are recorded initially at cost, which includes premiums and discounts if purchased at other than par or face value. Peoples amortizes premiums and accretes discounts as an adjustment to interest income on a level yield basis. The cost of investment securities sold, and any resulting gain or loss, is based on the specific identification method and recognized as of the trade date.

Management determines the appropriate classification of investment securities at the time of purchase. Held-to-maturity securities are those securities that Peoples has the positive intent and ability to hold to maturity and are recorded at amortized cost. Available-for-sale securities are those securities that would be available to be sold in the future in response to Peoples' liquidity needs, changes in market interest rates, and asset-liability management strategies, among other considerations. Available-for-sale securities are reported at fair value, with unrealized holding gains and losses reported in stockholders' equity as a separate component of other comprehensive income or loss, net of applicable deferred income taxes.

Certain restricted equity securities that do not have readily determinable fair values and for which Peoples does not exercise significant influence, are carried at cost. These cost method securities are reported as other investment securities on the Consolidated Balance Sheets and consist solely of shares of the Federal Home Loan Bank of Cincinnati (the “FHLB”), the Federal Reserve Bank of Cleveland (the “FRB”) and a capital investment in West Virginia Bankers Insurance.

Management systematically evaluates investment securities for other-than-temporary declines in fair value on a quarterly basis. This analysis requires management to consider various factors, which include (1) the duration and magnitude of the decline in value, (2) the financial condition of the issuer or issuers and (3) the structure of the security.

An impairment loss is recognized in earnings only when (1) Peoples intends to sell the debt security; (2) it is more likely than not that Peoples will be required to sell the security before recovery of its amortized cost basis or (3) Peoples

does not expect to recover the entire amortized cost basis of the security. In situations where Peoples intends to sell or when it is more likely than not that Peoples will be required to sell the security, the entire impairment loss must be recognized in earnings. In all other situations, only the portion of the impairment loss representing the credit loss must be recognized in earnings, with the remaining portion being recognized in stockholders' equity as a component of accumulated comprehensive income, net of deferred taxes.

Fair Value Measurements: The measurement of fair value under US GAAP uses a hierarchy intended to maximize the use of observable inputs and minimize the use of unobservable inputs. This hierarchy uses three levels of inputs to measure the fair value of assets and liabilities as follows:

Level 1: Quoted prices in active exchange markets for identical assets or liabilities; also includes certain U.S. Treasury and other U.S. government and agency securities actively traded in over-the-counter markets.

Level 2: Observable inputs other than Level 1 including quoted prices for similar assets or liabilities, quoted prices in less active markets, or other observable inputs that can be corroborated by observable market data; also includes derivative contracts whose value is determined using a pricing model with observable market inputs or can be derived principally from or corroborated by observable market data. This category generally includes certain U.S. government and agency securities, corporate debt securities, derivative instruments, and residential mortgage loans held for sale.

Level 3: Unobservable inputs supported by little or no market activity for financial instruments whose value is determined using pricing models, discounted cash flow methodologies, or similar techniques, as well as instruments for which the determination of fair value requires significant management judgment or estimation; also includes observable inputs for single dealer nonbinding quotes not corroborated by observable market data. This category generally includes certain private equity investments, retained interests from securitizations, and certain collateralized debt obligations.

Securities Sold Under Agreements to Repurchase: Peoples enters into sales of securities under agreements to repurchase ("Repurchase Agreements") with customers and other financial service companies, which are considered financings. As such, these obligations are recorded as a liability on the Consolidated Balance Sheets and disclosed in Notes 9 and 10. Securities pledged as collateral under Repurchase Agreements are included in investment securities on the Consolidated Balance Sheets and are disclosed in Note 3. The fair value of the collateral pledged to a third party is continually monitored and additional collateral is pledged or returned, as deemed appropriate.

Loans: Loans originated that Peoples has the positive intent and ability to hold for the foreseeable future or to maturity or payoff are reported at the principal balance outstanding, net of deferred loan fees and costs and an allowance for loan losses. The foreseeable future is based upon current market conditions and business strategies, as well as balance sheet management and liquidity. As the conditions change, so may management's view of the foreseeable future. Net deferred loan costs were \$2.3 million and \$1.5 million at December 31, 2013 and 2012, respectively.

A loan is considered impaired when information and events indicate it is probable that collection of all contractual principal and interest payments is doubtful. Impairment is evaluated in total for smaller-balance loans of a similar nature, primarily consumer and residential real estate loans, and on an individual loan basis for all loans to borrowers with an aggregate unpaid principal balances in excess of \$1 million. Peoples typically places any loan deemed to be impaired on nonaccrual status and allocates a specific portion of the allowance for loan losses, if necessary, to reduce the net carrying value of the loan to its estimated net realizable value. Impaired loans, or portions thereof, are charged off when deemed uncollectible. Upon detection of the reduced ability of a borrower to meet cash flow obligations, consumer and residential real estate loans typically are charged down to the net realizable value, with the residual balance placed on nonaccrual status.

Loans acquired in a business combination that have evidence of deterioration of credit quality since origination and for which it is probable, at acquisition, that Peoples will be unable to collect all contractually required payments receivable are initially recorded at fair value (the present value of the amounts expected to be collected) with no valuation allowance. The difference between the undiscounted cash flows expected at acquisition and the investment in the loan is recognized as interest income on a level-yield method over the life of the loan. Contractually required payments for interest and principal that exceed the undiscounted cash flows expected at acquisition are not recognized.

Over the life of these acquired loans, management continues to monitor each acquired loan portfolio for changes in credit quality. Increases in expected cash flows subsequent to acquisition are recognized prospectively over their remaining life as a yield adjustment on the loans. Subsequent decreases in expected cash flows are recognized as impairment, with the amount of the expected loss included in management's evaluation of the adequacy of the allowance for loan losses.

Loans Held-for-Sale: Loans originated and intended to be sold in the secondary market, generally one-to-four family residential loans, are carried at the lower of cost or estimated fair value determined on an aggregate basis. Gains and losses on sales of loans held for sale are included in mortgage banking income.

Loans originated with the intent to be held in our portfolio are subsequently transferred to held-for-sale when a decision is made to sell these loans. At the time of a loan's transfer to the held-for-sale classification, the loan is recorded at the lower of cost or its fair value. Any reduction in the loan's value is reflected as a write-down of the recorded investment resulting in a new cost basis, with a corresponding charge against the allowance for loan losses. If the fair value of a loan classified as held-for-sale in subsequent periods is less than its cost basis, the carrying value of the loan is adjusted accordingly, with the corresponding loss recognized in earnings.

Peoples enters into interest rate lock commitments with borrowers and best efforts commitments with investors on loans originated for sale into the secondary markets to manage the inherent interest rate and pricing risk associated with selling loans. The interest rate lock commitments generally terminate once the loan is funded, the lock period expires or the borrower decides not to contract for the loan. The best efforts commitments generally terminate once the loan is sold, the commitment period expires or the borrower decides not to contract for the loan. These commitments are considered derivatives which are generally accounted for by recognizing their estimated fair value on the Consolidated Balance Sheets as either a freestanding asset or liability. The valuation of such commitments does not consider expected cash flows related to the servicing of the future loan. Management has determined these derivatives do not have a material effect on Peoples' financial position, results of operations or cash flows.

Allowance for Loan Losses: The allowance for loan losses is a valuation reserve established through provisions for loan losses charged against income. The allowance for loan losses is maintained at a level that management deems sufficient to absorb probable losses inherent in the loan portfolio. Loans deemed to be uncollectible are charged against the allowance for loan losses, while recoveries of previously charged-off amounts are credited to the allowance for loan losses.

The allowance for loan losses is comprised of specific valuation allowances for loans evaluated individually for impairment and general allocations for pools of homogeneous loans with similar risk characteristics and trends. Peoples' homogenous loan pools include similarly risk-graded commercial and industrial loans, similarly risk-graded commercial real estate loans, real estate construction loans (both commercial and residential), residential real estate loans, consumer home equity loans and other consumer loans. Management's evaluation of the adequacy of the allowance for loan losses and the appropriate provision for loan losses is based upon a quarterly analysis of the portfolio. While portions of the allowance for loan losses may be allocated to specific loans; the entire allowance for loan losses is available for any loan charged off by management.

The allowance for loan losses related to specific loans is based on management's estimate of potential losses on impaired loans as determined by (1) the present value of expected future cash flows; (2) the fair value of collateral if the loan is determined to be collateral dependent or (3) the loan's observable market price. The general allocations to specific loan pools are based on the historical loss rates for specific loan types and the internal risk grade, if applicable, adjusted for both internal and external qualitative risk factors. The calculation of historical loss ratios for pools of similar loans with similar characteristics is based upon the proportion of actual charge-offs experienced to the total population of loans in the pool. The historical loss ratios are periodically updated based on actual charge-off experience. The qualitative factors considered by management include, among other factors, (1) changes in local and national economic conditions; (2) changes in asset quality; (3) changes in loan portfolio volume; (4) the composition and concentrations of credit; (5) the impact of competition on loan structuring and pricing; (6) the impact of interest rate changes on portfolio risk and (7) effectiveness of Peoples' loan policies, procedures and internal controls. The total allowance established for each homogenous loan pool represents the product of the historical loss ratio and the total dollar amount of the loans in the pool.

Peoples categorizes loans involving commercial borrowers into risk categories based upon an established grading matrix. This system is used to manage the risk within its commercial lending activities, evaluate changes in the overall credit quality of the loan portfolio and evaluate the adequacy of the allowance for loan losses. Loan grades are assigned at the time a new loan or lending commitment is extended by Peoples and may be changed at any time when circumstances warrant. Peoples reviews, at least annually, all loan relationships with aggregate outstanding debt to Peoples of \$1,000,000 or more, with adversely classified loans generally reviewed on a quarterly basis.

The primary factors considered when assigning a risk grade to a loan include (1) reliability and sustainability of the primary source of repayment; (2) past, present and projected financial condition of the borrower and (3) current economic and industry conditions. Other factors that could influence the risk grade assigned include the type and quality of collateral and strength of guarantors. The primary source of repayment for commercial real estate loans and commercial and industrial loans is normally the business's operating cash flow available to repay debt. Management's analysis of

operating cash flow for commercial real estate loans secured by non-owner occupied properties takes into account factors such as rent rolls and vacancy statistics. Management's analysis of operating cash flow for commercial real estate loans secured by owner occupied properties and all commercial and industrial loans considers the profitability, liquidity and leverage of the business. The evaluation of construction loans is based largely on the borrower's ability to complete construction within the established budget.

The primary factors considered when classifying consumer loans include the loan's past due status and declaration of bankruptcy by the borrower(s). The classification of residential real estate and home equity lines of credit also takes into account the current value of the underlying collateral.

Troubled Debt Restructuring: The restructuring of a loan is considered a troubled debt restructuring ("TDR") if both (i) the borrower is experiencing financial difficulties and (ii) the creditor has granted a concession.

In assessing whether or not a borrower is experiencing financial difficulties, Peoples considers information currently available regarding the financial condition of the borrower. This information includes, but is not limited to, whether (i) the debtor is currently in payment default on any of its debt; (ii) a payment default is probable in the foreseeable future without the modification; (iii) the debtor has declared or is in the process of declaring bankruptcy and (iv) the debtor's projected cash flow is insufficient to satisfy contractual payments due under the original terms of the loan without a modification.

Peoples considers all aspects of the modification to loan terms to determine whether or not a concession has been granted to the borrower. Key factors considered by Peoples include the debtor's ability to access funds at a market rate for debt with similar risk characteristics, the significance of the modification relative to the unpaid principal balance or collateral value of the debt, and the significance of a delay in the timing of payments relative to the original contractual terms of the loan. The most common concessions granted by Peoples generally include one or more modifications to the terms of the debt, such as (i) a reduction in the interest rate for the remaining life of the debt, (ii) an extension of the maturity date at an interest rate lower than the current market rate for new debt with similar risk, (iii) a temporary period of interest-only payments, and (iv) a reduction in the contractual payment amount for either a short period or the remaining term of the loan. All TDRs are considered impaired loans and are evaluated individually to determine if a write-down is required and if they should be on accrual or nonaccrual status.

Bank Premises and Equipment: Bank premises and equipment are stated at cost less accumulated depreciation. Depreciation is computed on the straight-line method over the estimated useful lives of the related assets owned. Major improvements to leased facilities are capitalized and included in bank premises at cost less accumulated depreciation, which is calculated on the straight-line method over the lesser of the remaining term of the leased facility or the estimated economic life of the improvement.

Bank Owned Life Insurance: Bank owned life insurance ("BOLI") represents life insurance on the lives of certain employees who have provided positive consent allowing Peoples Bank to be the beneficiary of such policies. These policies are recorded at their cash surrender value, or the amount that can be realized upon surrender of the policies. Income from these policies and changes in the cash surrender value are recorded in other income.

Investments in Affordable Housing Limited Partnerships: Investments in affordable housing consist of investments in limited partnerships that operate qualified affordable housing projects or that invest in other limited partnerships formed to operate affordable housing projects. These investments are considered variable interest entities for which Peoples is not the primary beneficiary. Peoples generally utilizes the effective yield method to account for these investments with the tax credits, net of the amortization of the investment, reflected in the Consolidated Statements of Income as a reduction of income tax expense. The unamortized amount of the investments is recorded in other assets and totaled \$0.3 million and \$0.8 million at December 31, 2013 and 2012, respectively.

Other Real Estate Owned: Other real estate owned ("OREO"), included in other assets on the Consolidated Balance Sheets, is comprised primarily of commercial and residential real estate properties acquired by Peoples Bank in satisfaction of a loan. OREO obtained in satisfaction of a loan is recorded at the lower of cost or estimated fair value, less estimated costs to sell the property. Peoples had OREO totaling \$0.9 million at December 31, 2013, and \$0.8 million at December 31, 2012.

Goodwill and Other Intangible Assets: Goodwill represents the excess of the cost of an acquisition over the fair value of the net assets acquired in the business combination. Goodwill is not amortized but is tested for impairment at least annually and updated quarterly if necessary. Based upon the most recently completed goodwill impairment test, Peoples concluded the recorded value of goodwill was not impaired as of December 31, 2013, based upon the estimated fair value of Peoples' single reporting unit.

Peoples' other intangible assets consist of customer relationship intangible assets representing the present value of future net income to be earned from acquired customer relationships with definite useful lives. These intangible assets are amortized on an accelerated basis over their estimated lives ranging from 7 to 10 years.

Servicing Rights: Servicing rights (“SRs”) represent the right to service loans sold to third-party investors. SRs are recognized separately as a servicing asset or liability whenever Peoples undertakes an obligation to service financial assets. SRs are reported in other intangible assets on the Consolidated Balance Sheets. Serviced loans are not included in the Consolidated Balance Sheets. Loan servicing income included in mortgage banking income includes servicing fees received from the third-party investors and certain charges collected from the borrowers.

Peoples initially records SRs at fair value at the time of the sale of the loans to the third-party investor. Peoples follows the amortization method for the subsequent measurement of each class of separately recognized servicing assets and liabilities. Under the amortization method, Peoples amortizes the value of servicing assets or liabilities in proportion to and over the period of estimated net servicing income or net servicing loss and assesses servicing assets or liabilities for impairment or increased obligation based on fair value at each reporting date. The fair value of the SRs is determined by using a discounted cash flow model, which estimates the present value of the future net cash flows of the servicing portfolio based on various factors, such as servicing costs, expected prepayment speeds and discount rates.

Preferred Stock and Common Stock Warrant: As more fully described in Note 11, Peoples issued preferred stock and a common stock warrant, subsequently redeemed in 2011 and 2012, respectively, that were classified in stockholders' equity on the Consolidated Balance Sheets. The preferred stock had similar characteristics of an “Increasing Rate Security” as described by Securities and Exchange Commission (“SEC”) Staff Accounting Bulletin Topic 5Q, Increasing Rate Preferred Stock. The proceeds received in conjunction with the issuance of the preferred stock and common stock warrant were allocated to the preferred stock and common stock warrant based on their relative fair values. Discounts on the increasing rate preferred stock were amortized over the expected life of the preferred stock (5 years), by charging imputed dividend cost against retained earnings and increasing the carrying amount of the preferred stock by a corresponding amount. The discount at the time of issuance was computed as the present value of the difference between dividends that would be payable in future periods and the dividend amount for a corresponding number of periods, discounted at a market rate for dividend yield on comparable securities. The amortization in each period was the amount which, together with the stated dividend in the period, resulted in a constant rate of effective cost with regard to the carrying amount of the preferred stock.

Common stock warrants are evaluated for liability or equity treatment. The common stock warrant issued by Peoples was carried in stockholders' equity until repurchased based on the view of both the SEC and Financial Accounting Standards Board (the “FASB”) that they would not object to classification of such form of common stock warrant as permanent equity. This view is consistent with the objective of the Capital Purchase Program that the equity represented by these securities should be considered part of equity for regulatory reporting purposes. The fair value of the common stock warrant used in allocating total proceeds received was determined based on a binomial model.

Trust Assets Under Management: Peoples Bank manages certain assets held in a fiduciary or agency capacity for customers. These assets under management, other than cash on deposit at Peoples Bank, are not included in the Consolidated Balance Sheets since they are not assets of Peoples Bank.

Interest Income Recognition: Interest income on loans and investment securities is recognized by methods that result in level rates of return on principal amounts outstanding. Amortization of premiums has been deducted from, and accretion of discounts has been added to, the related interest income. Nonrefundable loan fees and direct loan costs are deferred and recognized over the life of the loan as an adjustment of the yield.

Peoples discontinues the accrual of interest on all loans, whether or not such loans are considered past due, when management believes it is probable the borrower will be unable to meet its payment obligations as they become due, as well as when required by regulatory provisions. When interest accrual is discontinued, all unpaid accrued interest is reversed. Interest received on nonaccrual loans is included in income only if principal recovery is reasonably assured. A nonaccrual loan is restored to accrual status when it is brought current, has performed in accordance with contractual terms for a reasonable period of time, and the collectibility of the total contractual principal and interest is no longer in doubt.

Other Income Recognition: Service charges on deposits include cost recovery fees associated with services provided, such as overdraft and non-sufficient funds. Trust and investment income consists of revenue from fiduciary activities, which include fees for services such as asset management, recordkeeping, retirement services and estate management, and investment commissions and fees related to the sale of investments. Income from these activities is recognized at the time the related services are performed.

Insurance income consists of commissions and fees from the sales of insurance policies and related insurance services. Insurance commission income is recognized as of the effective date of the insurance policy, net of adjustments, including policy cancellations. Such adjustments are recorded when the amount can be reasonably estimated, which is generally in the period in which they occur. Contingent performance-based commissions from insurance companies are recognized when received and no contingencies remain.

Income Taxes: Peoples and its subsidiaries file a consolidated federal income tax return. Deferred income tax assets and liabilities are provided for temporary differences between the tax basis of an asset or liability and its reported amount in the Consolidated Financial Statements at the statutory Federal tax rate. A valuation allowance, if needed, reduces deferred tax assets to the expected amount most likely to be realized. Realization of deferred tax assets is dependent upon the generation of a sufficient level of future taxable income and recoverable taxes paid in prior years. The components of other comprehensive income or loss included in the Consolidated Statements of Stockholders' Equity have been computed based upon a 35% Federal tax rate.

A tax position is initially recognized in the financial statements when it is more likely than not the position will be sustained upon examination by the tax authorities. Such tax positions are initially and subsequently measured as the largest amount of tax benefit that is greater than 50% likely of being realized upon ultimate settlement with the tax authority assuming full knowledge of the position and all relevant facts. Penalties and interest incurred under the applicable tax law are classified as income tax expense. The amount of Peoples' uncertain income tax positions, unrecognized benefits and accrued interest were immaterial at both December 31, 2013 and 2012.

Advertising Costs: Advertising costs are generally expensed as incurred.

Earnings per Share: Basic and diluted earnings per common share ("EPS") are calculated using the two-class method since Peoples has issued share-based payment awards considered participating securities because they entitle holders to non-forfeitable rights to dividends during the vesting term. The two-class method is an earnings allocation formula that determines net income per share for each class of common stock and participating security according to dividends declared and participation rights in undistributed earnings. Basic earnings per common share is computed by dividing net earnings allocated to common shareholders by the weighted-average number of common shares outstanding. Diluted earnings per common share is computed by dividing net earnings allocated to common shareholders by the weighted-average number of common shares outstanding adjusted to include the effect of potentially dilutive common shares. Potentially dilutive common shares include incremental common shares issuable upon exercise of outstanding stock options, SARs and non-vested restricted common shares using the treasury stock method.

Operating Segments: Peoples' business activities are currently confined to one reporting unit and reportable segment, which is community banking. As a community banking entity, Peoples offers its customers a full range of products including a complete line of banking, investment, insurance and trust solutions.

Stock-Based Compensation: Compensation costs for stock options, restricted stock awards and stock appreciation rights are measured at the fair value of these awards on their grant date. Compensation expense is recognized over the required service period, generally the vesting period for stock options and stock appreciation rights and the restriction period for restricted stock awards. For all awards, only the expense for the portion of the awards expected to vest is recognized. For service-based awards, compensation expense for awards granted to employees who are eligible for retirement is recognized to the date the employee is first eligible to retire.

New Accounting Pronouncements: From time to time, new accounting pronouncements are issued by FASB or other standard setting bodies that are adopted by Peoples as of the required effective dates. Unless otherwise discussed, management believes the impact of any recently issued standards, including those issued but not yet effective, will not have a material impact on Peoples financial statements taken as a whole.

In February 2013, the Financial Accounting Standards Board issued an accounting standards update with new guidance on the presentation of accumulated other comprehensive income ("AOCI"). This standard was effective for public companies for interim and annual periods beginning after December 15, 2012. The amendment requires an entity to present the reclassification adjustments out of AOCI and into net income for each component reported. These amounts may be disclosed before-tax or after-tax, and must be disclosed in either the income statement or the notes to the financial statements. This update is intended to supplement changes made in 2012 to increase the prominence of items reported in other comprehensive income. Peoples adopted this new guidance on January 1, 2013, as required. As a result of the adoption, the disclosure of AOCI included in Note 11 contains additional information regarding reclassifications out of AOCI and into net income.

In January 2014, the Financial Accounting Standards Board issued an accounting standards update allowing entities to make an accounting policy election with respect to using the proportional amortization method for investments in qualified affordable housing projects, if certain conditions are met. This standard will be effective for public companies

for interim and annual periods beginning after December 15, 2014. Peoples will adopt this new guidance as required, and it is not expected to have a material impact on Peoples' Consolidated Financial Statements.

Also in January 2014, the Financial Accounting Standards Board issued an accounting standards update clarifying guidance for in substance repossessions and foreclosures, and requiring additional disclosures regarding foreclosed residential real estate property and recorded investments in consumer mortgage loans collateralized by residential real estate in the process of foreclosure. This standard will be effective for public companies for interim and annual periods beginning after December 15, 2014. Peoples will adopt this new guidance as required, and it is not expected to have a material impact on Peoples' Consolidated Financial Statements.

Note 2. Fair Value of Financial Instruments

Assets measured at fair value on a recurring basis comprised the following at December 31:

<i>(Dollars in thousands)</i>	Fair Value	Fair Value Measurements at Reporting Date Using		
		Quoted Prices in Active Markets for Identical Assets (Level 1)	Significant Other Observable Inputs (Level 2)	Significant Unobservable Inputs (Level 3)
December 31, 2013				
Obligations of:				
U.S. Treasury and government agencies	\$ 20	\$ —	\$ 20	\$ —
U.S. government sponsored agencies	319	—	319	—
States and political subdivisions	50,962	—	50,962	—
Residential mortgage-backed securities	510,097	—	510,097	—
Commercial mortgage-backed securities	32,304	—	32,304	—
Bank-issued trust preferred securities	7,829	—	7,829	—
Equity securities	4,577	4,443	134	—
Total available-for-sale securities	\$ 606,108	\$ 4,443	\$ 601,665	\$ —
December 31, 2012				
Obligations of:				
U.S. Treasury and government agencies	\$ 26	\$ —	\$ 26	\$ —
U.S. government sponsored agencies	516	—	516	—
States and political subdivisions	45,668	681	44,987	—
Residential mortgage-backed securities	514,096	—	514,096	—
Commercial mortgage-backed securities	64,416	—	64,416	—
Bank-issued trust preferred securities	10,357	—	10,357	—
Equity securities	4,106	3,971	135	—
Total available-for-sale securities	\$ 639,185	\$ 4,652	\$ 634,533	\$ —

Held-to-maturity securities reported at fair value comprised the following at December 31:

<i>(Dollars in thousands)</i>	Fair Value at Reporting Date Using			
	Fair Value	Quoted Prices in Active Markets for Identical Assets (Level 1)	Significant Other Observable Inputs (Level 2)	Significant Unobservable Inputs (Level 3)
December 31, 2013				
Obligations of:				
States and political subdivisions	\$ 3,929	\$ —	\$ 3,929	\$ —
Residential mortgage-backed securities	34,530	—	34,530	—
Commercial mortgage-backed securities	7,635	—	7,635	—
Total held-to-maturity securities	\$ 46,094	\$ —	\$ 46,094	\$ —
December 31, 2012				
Obligations of:				
States and political subdivisions	\$ 4,250	\$ —	\$ 4,250	\$ —
Residential mortgage-backed securities	34,560	—	34,560	—
Commercial mortgage-backed securities	8,314	—	8,314	—
Total held-to-maturity securities	\$ 47,124	\$ —	\$ 47,124	\$ —

The fair values used by Peoples are obtained from an independent pricing service and represent either quoted market prices for the identical securities (Level 1 inputs) or fair values determined by pricing models using a market approach that considers observable market data, such as interest rate volatilities, LIBOR yield curves, credit spreads and prices from market makers and live trading systems (Level 2). The available-for-sale securities' fair values of the states and political subdivisions measured at fair value using Level 1 inputs at December 31, 2012 represented the purchase price of the securities since they were acquired near year-end 2012. At December 31, 2013, these securities were classified as Level 2 as a pricing model was used to value the securities, which was consistent with the classification of the rest of the sector.

Certain financial assets and financial liabilities are measured at fair value on a non-recurring basis; that is, the instruments are not measured at fair value on an ongoing basis but are subject to fair value adjustments in certain circumstances (for example, when there is evidence of impairment). Financial assets measured at fair value on a non-recurring basis included the following:

Impaired Loans: Impaired loans are measured and reported at fair value when the amounts to be received are less than the carrying value of the loans. One of the allowable methods for determining the amount of impairment is estimating fair value using the fair value of the collateral for collateral-dependent loans. Management's determination of the fair value for these loans uses a market approach representing the estimated net proceeds to be received from the sale of the collateral based on observable market prices or market value provided by independent, licensed or certified appraisers (Level 2 inputs). At December 31, 2013, impaired loans with an aggregate outstanding principal balance of \$2.4 million were measured and reported at a fair value of \$1.4 million. For the year ended December 31, 2013, Peoples recognized losses of \$0.9 million on impaired loans through the allowance for loan losses.

The following table presents the fair values of financial assets and liabilities carried on Peoples' Consolidated Balance Sheets, including those financial assets and financial liabilities that are not measured and reported at fair value on a recurring basis or non-recurring basis:

	2013		2012	
	Carrying Amount	Fair Value	Carrying Amount	Fair Value
<i>(Dollars in thousands)</i>				
Financial assets:				
Cash and cash equivalents	\$ 53,820	\$ 53,820	\$ 62,542	\$ 62,542
Investment securities	680,526	677,398	709,085	710,934
Loans	1,180,857	1,165,560	973,907	897,132
Financial liabilities:				
Deposits	\$ 1,580,758	\$ 1,587,448	\$ 1,492,303	\$ 1,503,098
Short-term borrowings	113,590	113,590	47,769	47,769
Long-term borrowings	121,826	128,205	128,823	141,691

The methodologies for estimating the fair value of financial assets and liabilities that are measured at fair value on a recurring or non-recurring basis are discussed above. For certain financial assets and liabilities, carrying value approximates fair value due to the nature of the financial instrument. These instruments include cash and cash equivalents, demand and other non-maturity deposits and short-term borrowings. Peoples used the following methods and assumptions in estimating the fair value of the following financial instruments:

Loans: The fair value of portfolio loans assumes sale of the notes to a third-party financial investor. Accordingly, this value is not necessarily the value to Peoples if the notes were held to maturity. Peoples considered interest rate, credit and market factors in estimating the fair value of loans (Level 2 inputs). In the current whole loan market, financial investors are generally requiring a much higher rate of return than the return inherent in loans if held to maturity given the lack of market liquidity. This divergence accounts for the majority of the difference in carrying amount over fair value.

Deposits: The fair value of fixed maturity certificates of deposit is estimated using a discounted cash flow calculation based on current rates offered for deposits of similar remaining maturities (Level 2 inputs).

Long-term Borrowings: The fair value of long-term borrowings is estimated using discounted cash flow analysis based on rates currently available to Peoples for borrowings with similar terms (Level 2 inputs).

Bank premises and equipment, customer relationships, deposit base, banking center networks, and other information required to compute Peoples' aggregate fair value are not included in the above information. Accordingly, the above fair values are not intended to represent the aggregate fair value of Peoples.

Note 3. Investment Securities

Available-for-sale

The following table summarizes Peoples' available-for-sale investment securities:

<i>(Dollars in thousands)</i>	Amortized Cost	Gross Unrealized Gains	Gross Unrealized Losses	Fair Value
December 31, 2013				
Obligations of:				
U.S. Treasury and government agencies	\$ 20	\$ —	\$ —	\$ 20
U.S. government sponsored agencies	308	11	—	319
States and political subdivisions	50,509	1,480	(1,027)	50,962
Residential mortgage-backed securities	527,283	5,334	(22,520)	510,097
Commercial mortgage-backed securities	33,256	274	(1,226)	32,304
Bank-issued trust preferred securities	8,508	—	(679)	7,829
Equity securities	1,242	3,421	(86)	4,577
Total available-for-sale securities	\$ 621,126	\$ 10,520	\$ (25,538)	\$ 606,108
December 31, 2012				
Obligations of:				
U.S. Treasury and government agencies	\$ 26	\$ —	\$ —	\$ 26
U.S. government sponsored agencies	486	30	—	516
States and political subdivisions	42,458	3,292	(82)	45,668
Residential mortgage-backed securities	511,305	12,558	(9,767)	514,096
Commercial mortgage-backed securities	62,129	2,330	(43)	64,416
Bank-issued trust preferred securities	10,966	73	(682)	10,357
Equity securities	1,214	2,977	(85)	4,106
Total available-for-sale securities	\$ 628,584	\$ 21,260	\$ (10,659)	\$ 639,185

Peoples' investment in equity securities was comprised entirely of common stocks issued by various unrelated bank holding companies at both December 31, 2013 and December 31, 2012. At December 31, 2013, there were no securities of a single issuer, other than U.S. Treasury and government agencies and U.S. government sponsored agencies, that exceeded 10% of stockholders' equity.

The gross gains and gross losses realized by Peoples from sales of available-for-sale securities for the years ended December 31 were as follows:

<i>(Dollars in thousands)</i>	2013	2012	2011
Gross gains realized	\$ 3,358	\$ 4,306	\$ 1,110
Gross losses realized	2,869	758	637
Net gain realized	\$ 489	\$ 3,548	\$ 473

The cost of investment securities sold, and any resulting gain or loss, were based on the specific identification method and recognized as of the trade date.

The following table presents a summary of available-for-sale investment securities that had an unrealized loss:

<i>(Dollars in thousands)</i>	Less than 12 Months			12 Months or More			Total	
	Fair Value	Unrealized Loss	No. of Securities	Fair Value	Unrealized Loss	No. of Securities	Fair Value	Unrealized Loss
December 31, 2013								
Obligations of:								
U.S. Treasury and government agencies	\$ —	\$ —	—	\$ —	\$ —	—	\$ —	\$ —
U.S. government sponsored agencies	—	—	—	—	—	—	—	—
States and political subdivisions	15,848	659	22	6,180	368	10	22,028	1,027
Residential mortgage-backed securities	310,315	16,709	75	57,440	5,811	20	367,755	22,520
Commercial mortgage-backed securities	19,560	779	4	7,205	447	2	26,765	1,226
Bank-issued trust preferred securities	2,013	90	1	4,803	589	4	6,816	679
Equity securities	—	—	—	97	86	2	97	86
Total	\$ 347,736	\$ 18,237	102	\$ 75,725	\$ 7,301	38	\$ 423,461	\$ 25,538
December 31, 2012								
Obligations of:								
U.S. Treasury and government agencies	\$ —	\$ —	—	\$ —	\$ —	—	\$ —	\$ —
U.S. government sponsored agencies	—	—	—	—	—	—	—	—
States and political subdivisions	4,558	82	8	—	—	—	4,558	82
Residential mortgage-backed securities	135,250	2,326	28	89,958	7,441	20	225,208	9,767
Commercial mortgage-backed securities	7,681	43	2	—	—	—	7,681	43
Bank-issued trust preferred securities	2,376	18	2	5,434	664	5	7,810	682
Equity securities	—	—	—	91	85	1	91	85
Total	\$ 149,865	\$ 2,469	40	\$ 95,483	\$ 8,190	26	\$ 245,348	\$ 10,659

Management systematically evaluates available-for-sale investment securities for other-than-temporary declines in fair value on a quarterly basis. At December 31, 2013, management concluded no individual securities were other-than-temporarily impaired since Peoples did not have the intent to sell nor was it more likely than not that Peoples would be required to sell any of the securities with an unrealized loss prior to recovery. Further, the unrealized losses at both December 31, 2013 and December 31, 2012, were attributable to changes in market interest rates and spreads since the securities were purchased.

At December 31, 2013, approximately 96% of the mortgage-backed securities that had been at an unrealized loss position for twelve months or more were issued by U.S. government sponsored agencies. The remaining 4%, or five positions, consisted of privately issued mortgage-backed securities with all of the underlying mortgages originated prior to 2004. Three of the five positions had a fair value less than 90% of their book value, with an aggregate book and fair value of \$1.8 million and \$1.6 million, respectively. Management has analyzed the underlying credit quality of these securities and concluded the unrealized losses were primarily attributable to the floating rate nature of these investments and the low number of loans remaining in these securities.

Furthermore, the four bank-issued trust preferred securities that had been in an unrealized loss position for twelve months or more at December 31, 2013 were primarily attributable to the floating nature of those investments, the current interest rate environment and spreads within that sector.

The table below presents the amortized cost, fair value and weighted-average yield of available-for-sale securities by contractual maturity at December 31, 2013. The average yields are based on the amortized cost. In some cases, the issuers may have the right to call or prepay obligations without call or prepayment penalties prior to the contractual maturity date. Rates are calculated on a fully tax-equivalent basis using a 35% federal income tax rate.

<i>(Dollars in thousands)</i>	Within 1 Year	1 to 5 Years	5 to 10 Years	Over 10 Years	Total
Amortized cost					
Obligations of:					
U.S. Treasury and government agencies	\$ —	\$ 20	\$ —	\$ —	\$ 20
U.S. government sponsored agencies	—	308	—	—	308
States and political subdivisions	353	2,900	18,935	28,321	50,509
Residential mortgage-backed securities	46	7,586	38,079	481,572	527,283
Commercial mortgage-backed securities	—	5,265	23,149	4,842	33,256
Bank-issued trust preferred securities	—	—	—	8,508	8,508
Equity securities					1,242
Total available-for-sale securities	\$ 399	\$ 16,079	\$ 80,163	\$ 523,243	\$ 621,126
Fair value					
Obligations of:					
U.S. Treasury and government agencies	\$ —	\$ 20	\$ —	\$ —	\$ 20
U.S. government sponsored agencies	—	319	—	—	319
States and political subdivisions	359	3,081	19,365	28,157	50,962
Residential mortgage-backed securities	46	7,710	36,895	465,446	510,097
Commercial mortgage-backed securities	—	5,540	21,952	4,812	32,304
Bank-issued trust preferred securities	—	—	—	7,829	7,829
Equity securities					4,577
Total available-for-sale securities	\$ 405	\$ 16,670	\$ 78,212	\$ 506,244	\$ 606,108
Total average yield	3.56%	4.33%	2.86%	2.76%	2.83%

Held-to-Maturity

The following table summarizes Peoples' held-to-maturity investment securities:

<i>(Dollars in thousands)</i>	Amortized Cost	Gross Unrealized Gains	Gross Unrealized Losses	Fair Value
December 31, 2013				
Obligations of:				
States and political subdivisions	\$ 3,850	\$ 91	\$ (12)	\$ 3,929
Residential mortgage-backed securities	37,536	35	(3,041)	34,530
Commercial mortgage-backed securities	7,836	2	(203)	7,635
Total held-to-maturity securities	\$ 49,222	\$ 128	\$ (3,256)	\$ 46,094
December 31, 2012				
Obligations of:				
States and political subdivisions	\$ 3,860	\$ 390	\$ —	\$ 4,250
Residential mortgage-backed securities	33,494	1,107	(41)	34,560
Commercial mortgage-backed securities	7,921	393	—	8,314
Total held-to-maturity securities	\$ 45,275	\$ 1,890	\$ (41)	\$ 47,124

There were no gross gains or gross losses realized by Peoples from sales of held-to-maturity securities for the years ended December 31, 2013, 2012 and 2011.

The following table presents a summary of held-to-maturity investment securities that had an unrealized loss:

<i>(Dollars in thousands)</i>	Less than 12 Months			12 Months or More			Total	
	Fair Value	Unrealized Loss	No. of Securities	Fair Value	Unrealized Loss	No. of Securities	Fair Value	Unrealized Loss
December 31, 2013								
Obligations of:								
States and political subdivisions	\$ 321	\$ 12	1	\$ —	\$ —	—	\$ 321	\$ 12
Residential mortgage-backed securities	31,341	2,908	7	1,181	133	1	32,522	3,041
Commercial mortgage-backed securities	6,547	203	1	—	—	—	6,547	203
Total	\$ 38,209	\$ 3,123	9	\$ 1,181	\$ 133	1	\$ 39,390	\$ 3,256
December 31, 2012								
Obligations of:								
States and political subdivisions	\$ —	\$ —	—	\$ —	\$ —	—	\$ —	\$ —
Residential mortgage-backed securities	2,398	41	2	—	—	—	2,398	41
Commercial mortgage-backed securities	—	—	—	—	—	—	—	—
Total	\$ 2,398	\$ 41	2	\$ —	\$ —	—	\$ 2,398	\$ 41

The table below presents the amortized cost, fair value and weighted-average yield of held-to-maturity securities by contractual maturity at December 31, 2013. The average yields are based on the amortized cost. In some cases, the issuers may have the right to call or prepay obligations without call or prepayment penalties prior to the contractual maturity date. Rates are calculated on a fully tax-equivalent basis using a 35% federal income tax rate.

<i>(Dollars in thousands)</i>	Within 1 Year	1 to 5 Years	5 to 10 Years	Over 10 Years	Total
Amortized cost					
Obligations of:					
States and political subdivisions	\$ —	\$ —	\$ 334	\$ 3,516	\$ 3,850
Residential mortgage-backed securities	—	—	527	37,009	37,536
Commercial mortgage-backed securities	—	—	—	7,836	7,836
Total held-to-maturity securities	\$ —	\$ —	\$ 861	\$ 48,361	\$ 49,222
Fair value					
Obligations of:					
States and political subdivisions	\$ —	\$ —	\$ 322	\$ 3,607	\$ 3,929
Residential mortgage-backed securities	—	—	501	34,029	34,530
Commercial mortgage-backed securities	—	—	—	7,635	7,635
Total held-to-maturity securities	\$ —	\$ —	\$ 823	\$ 45,271	\$ 46,094
Total average yield	—%	—%	2.60%	2.80%	2.80%

Pledged Securities

Peoples had pledged available-for-sale investment securities with a carrying value of \$303.8 million and \$260.9 million at December 31, 2013 and December 31, 2012, respectively, to secure public and trust department deposits and repurchase agreements in accordance with federal and state requirements. Additionally, Peoples had pledged held-to-maturity investment securities with a carrying value of \$21.4 million and \$45.3 million at December 31, 2013 and December 31, 2012, respectively, to secure public and trust department deposits and repurchase agreements in accordance with federal and state requirements. Peoples also pledged available-for-sale investment securities with carrying values of \$16.2 million and \$50.4 million at December 31, 2013 and December 31, 2012, respectively, and held-to-maturity securities with a carrying value of \$25.9 million at December 31, 2013 to secure additional borrowing capacity at the FHLB and the FRB.

Note 4. Loans

Peoples' loan portfolio consists of various types of loans originated primarily as a result of lending opportunities within Peoples' primary market areas of central, northeastern and southeastern Ohio, west central West Virginia, and northeastern Kentucky. The major classifications of loan balances, excluding loans held for sale, were as follows:

<i>(Dollars in thousands)</i>	2013	2012
Commercial real estate, construction	\$ 47,539	\$ 34,265
Commercial real estate, other	450,170	378,073
Commercial real estate	497,709	412,338
Commercial and industrial	232,754	180,131
Residential real estate	268,617	233,841
Home equity lines of credit	60,076	51,053
Consumer	135,018	101,246
Deposit account overdrafts	2,060	6,563
Total loans	\$ 1,196,234	\$ 985,172

Peoples has acquired various loans through business combinations for which there was, at acquisition, evidence of deterioration of credit quality since origination and for which it was probable that all contractually required payments would not be collected, commonly referred to as "purchase credit impaired" loans. During 2013, Peoples determined that some loans which had originally been classified as purchased credit impaired did not have evidence of deterioration of credit quality on acquisition. As a result, the carrying amounts of loans considered purchased credit impaired have decreased and amounts reported in the following table are reflective of this change. The carrying amounts of these loans included in the loan balances above are summarized as follows:

<i>(Dollars in thousands)</i>	2013	2012
Commercial real estate	\$ 963	\$ 39
Commercial and industrial	78	—
Residential real estate	1,236	1,524
Consumer	—	8
Total outstanding balance	\$ 2,277	\$ 1,571
Net carrying amount	\$ 1,875	\$ 1,095

Peoples has pledged certain loans secured by 1-4 family and multifamily residential mortgages under a blanket collateral agreement to secure borrowings from the FHLB. The amount of such pledged loans totaled \$259.1 million and \$202.0 million at December 31, 2013 and December 31, 2012, respectively. Peoples also had pledged commercial loans to secure borrowings with the FRB. The outstanding balances of these loans totaled \$113.0 million and \$123.8 million at December 31, 2013 and December 31, 2012, respectively.

Related Party Loans

In the normal course of its business, Peoples Bank has granted loans to certain directors and officers of Peoples, including their affiliates, families and entities in which they are principal owners. Related party loans were made on substantially the same terms, including interest rates charged and collateral required, as those prevailing at the time for comparable loans with unrelated persons and did not involve more than normal risk of collectibility. At December 31, 2013, no related party loan was past due 90 or more days, renegotiated or on nonaccrual status. Activity in related party loans is presented in the table below:

<i>(Dollars in thousands)</i>	
Balance, December 31, 2012	\$ 7,011
New loans and disbursements	11,433
Repayments	(7,085)
Balance, December 31, 2013	\$ 11,359

Nonaccrual and Past Due Loans

The recorded investments in loans on nonaccrual status and accruing loans delinquent for 90 days or more were as follows:

<i>(Dollars in thousands)</i>	Nonaccrual Loans		Accruing Loans 90+ Days Past Due	
	2013	2012	2013	2012
Commercial real estate, construction	\$ 96	\$ —	\$ —	\$ —
Commercial real estate, other	3,717	9,831	—	—
Commercial real estate	3,813	9,831	—	—
Commercial and industrial	708	627	—	181
Residential real estate	3,215	3,136	37	—
Home equity lines of credit	87	24	873	1,050
Consumer	58	20	—	4
Total	\$ 7,881	\$ 13,638	\$ 910	\$ 1,235

The following table presents the aging of the recorded investment in past due loans and leases:

<i>(Dollars in thousands)</i>	Loans Past Due				Current Loans	Total Loans
	30 - 59 days	60 - 89 days	90 + Days	Total		
December 31, 2013						
Commercial real estate, construction	\$ 1,340	\$ —	\$ —	\$ 1,340	\$ 46,199	\$ 47,539
Commercial real estate, other	432	679	1,249	2,360	447,810	450,170
Commercial real estate	1,772	679	1,249	3,700	494,009	497,709
Commercial and industrial	171	90	127	388	232,366	232,754
Residential real estate	5,445	1,509	1,452	8,406	260,211	268,617
Home equity lines of credit	254	65	929	1,248	58,828	60,076
Consumer	976	165	58	1,199	133,819	135,018
Deposit account overdrafts	47	—	—	47	2,013	2,060
Total	\$ 8,665	\$ 2,508	\$ 3,815	\$ 14,988	\$ 1,181,246	\$ 1,196,234
December 31, 2012						
Commercial real estate, construction	\$ —	\$ 77	\$ —	\$ 77	\$ 34,188	\$ 34,265
Commercial real estate, other	11,382	705	5,144	17,231	360,842	378,073
Commercial real estate	11,382	782	5,144	17,308	395,030	412,338
Commercial and industrial	3,841	116	294	4,251	175,880	180,131
Residential real estate	4,640	1,049	2,019	7,708	226,133	233,841
Home equity lines of credit	390	65	1,074	1,529	49,524	51,053
Consumer	926	127	10	1,063	100,183	101,246
Deposit account overdrafts	55	—	—	55	6,508	6,563
Total	\$ 21,234	\$ 2,139	\$ 8,541	\$ 31,914	\$ 953,258	\$ 985,172

During 2013, Peoples identified certain home equity lines of credit that had matured and were not sent notices that the principal was due. The majority of the borrowers continued to make required payments past maturity and had not defaulted. These loans should have been reported as past due since the principal was contractually due during a previous period. The total balance of these loans was \$0.8 million at December 31, 2013, \$1.2 million and \$0.8 million at December 31, 2012 and 2011, respectively. Peoples has mailed letters to these customers, informing of the amount of principal due. Peoples has adjusted prior period amounts reported to appropriately reflect the payment status of these loans, and expects the impact of these loans on past due balances to decrease significantly during the first quarter of 2014.

Credit Quality Indicators

As discussed in Note 1, Peoples categorizes the majority of its loans into risk categories based upon an established risk grading matrix using a scale of 1 to 8. A description of the general characteristics of the risk grades used by Peoples is as follows:

“Pass” (grades 1 through 4): Loans in this risk category involve borrowers of acceptable-to-strong credit quality and risk who have the apparent ability to satisfy their loan obligations. Loans in this risk grade would possess sufficient mitigating factors, such as adequate collateral or strong guarantors possessing the capacity to repay the debt if required, for any weakness that may exist.

“Watch” (grade 5): Loans in this risk grade are the equivalent of the regulatory definition of “Other Assets Especially Mentioned” classification. Loans in this category possess some credit deficiency or potential weakness, which requires a high level of management attention. Potential weaknesses include declining trends in operating earnings and cash flows and /or reliance on the secondary source of repayment. If left uncorrected, these potential weaknesses may result in noticeable deterioration of the repayment prospects for the asset or in Peoples' credit position.

“Substandard” (grade 6): Loans in this risk grade are inadequately protected by the borrower's current financial condition and payment capability or by the collateral pledged, if any. Loans so classified have one or more well-defined weaknesses that jeopardize the orderly repayment of debt. They are characterized by the distinct possibility that Peoples will sustain some loss if the deficiencies are not corrected.

“Doubtful” (grade 7): Loans in this risk grade have all the weaknesses inherent in those classified as substandard, with the added characteristic that the weaknesses make collection or orderly repayment in full, on the basis of current existing facts, conditions and values, highly questionable and improbable. Possibility of loss is extremely high, but because of certain important and reasonably specific factors that may work to the advantage and strengthening of the exposure, its classification as an estimate loss is deferred until its more exact status may be determined.

“Loss” (grade 8): Loans in this risk grade are considered to be non-collectible and of such little value that their continuance as bankable assets is not warranted. This does not mean the loan has absolutely no recovery value, but rather it is neither practical nor desirable to defer writing off the loan, even though partial recovery may be obtained in the future. Charge-offs against the allowance for loan losses are taken in the period in which the loan becomes uncollectible. Consequently, Peoples typically does not maintain a recorded investment in loans within this category.

Consumer loans and other smaller-balance loans are evaluated and categorized as “substandard”, “doubtful” or “loss” based upon the regulatory definition of these classes and consistent with regulatory requirements. All other loans not evaluated individually nor meeting the regulatory conditions to be categorized as described above would be considered as being “not rated”.

The following table summarizes the risk category of Peoples' loan portfolio based upon the most recent analysis performed:

<i>(Dollars in thousands)</i>	Pass Rated (Grades 1 - 4)	Watch (Grade 5)	Substandard (Grade 6)	Doubtful (Grade 7)	Not Rated	Total Loans
December 31, 2013						
Commercial real estate, construction	\$ 43,407	\$ 148	\$ 68	\$ —	\$ 3,916	\$ 47,539
Commercial real estate, other	423,313	13,433	12,921	—	503	450,170
Commercial real estate	466,720	13,581	12,989	—	4,419	497,709
Commercial and industrial	212,193	6,013	14,006	542	—	232,754
Residential real estate	26,822	2,787	8,094	4	230,910	268,617
Home equity lines of credit	844	—	1,014	—	58,218	60,076
Consumer	50	5	24	—	134,939	135,018
Deposit account overdrafts	—	—	—	—	2,060	2,060
Total	\$ 706,629	\$ 22,386	\$ 36,127	\$ 546	\$ 430,546	\$ 1,196,234
December 31, 2012						
Commercial real estate, construction	\$ 29,738	\$ —	\$ 1,095	\$ —	\$ 3,432	\$ 34,265
Commercial real estate, other	328,435	18,940	29,573	—	1,125	378,073
Commercial real estate	358,173	18,940	30,668	—	4,557	412,338
Commercial and industrial	150,180	21,566	7,054	—	1,331	180,131
Residential real estate	22,392	1,768	7,597	10	202,074	233,841
Home equity lines of credit	1,051	—	1,094	—	48,908	51,053
Consumer	66	—	47	—	101,133	101,246
Deposit account overdrafts	—	—	—	—	6,563	6,563
Total	\$ 531,862	\$ 42,274	\$ 46,460	\$ 10	\$ 364,566	\$ 985,172

Impaired Loans

The following tables summarize loans classified as impaired:

<i>(Dollars in thousands)</i>	Unpaid Principal Balance	Recorded Investment		Total Recorded Investment	Related Allowance	Average Recorded Investment	Interest Income Recognized
		With Allowance	Without Allowance				
December 31, 2013							
Commercial real estate, construction	\$ —	\$ —	\$ —	\$ —	\$ —	\$ —	\$ —
Commercial real estate, other	4,970	1,150	1,729	2,879	83	4,586	6
Commercial real estate	4,970	\$ 1,150	\$ 1,729	\$ 2,879	\$ 83	\$ 4,586	\$ 6
Commercial and industrial	617	575	5	580	575	278	1
Residential real estate	3,498	—	3,280	3,280	—	2,800	86
Home equity lines of credit	347	—	347	347	—	327	12
Consumer	182	—	182	182	—	127	15
Total	\$ 9,614	\$ 1,725	\$ 5,543	\$ 7,268	\$ 658	\$ 8,118	\$ 120
December 31, 2012							
Commercial real estate, construction	\$ —	\$ —	\$ —	\$ —	\$ —	\$ —	\$ —
Commercial real estate, other	19,023	2,785	7,053	9,838	1,262	11,048	—
Commercial real estate	19,023	\$ 2,785	\$ 7,053	\$ 9,838	\$ 1,262	\$ 11,048	\$ —
Commercial and industrial	696	182	437	619	36	518	—
Residential real estate	3,943	418	3,063	3,481	123	2,014	149
Home equity lines of credit	349	—	349	349	—	140	17
Consumer	114	—	114	114	—	49	14
Total	\$ 24,125	\$ 3,385	\$ 11,016	\$ 14,401	\$ 1,421	\$ 13,769	\$ 180

At December 31, 2013, Peoples' impaired loans shown in the table above included loans that were classified as troubled debt restructurings.

The following table summarizes the loans that were modified as a TDR during the years ended December 31, 2013 and 2012.

	Number of Contracts	Recorded Investment (1)			Number of Contracts	Recorded Investment (1)		
		Pre- Modification	Post- Modification	At December 31, 2013		Pre- Modification	Post- Modification	At December 31, 2012
Commercial real estate, other	2	\$ 486	\$ 486	\$ 461	4	\$ 1,765	\$ 1,765	\$ 1,734
Commercial and industrial	1	\$ 5	\$ 5	\$ 5	—	\$ —	\$ —	\$ —
Residential real estate	23	\$ 1,216	\$ 1,219	\$ 1,020	66	\$ 2,550	\$ 2,550	\$ 2,550
Home equity lines of credit	5	\$ 89	\$ 89	\$ 88	24	\$ 349	\$ 349	\$ 349
Consumer	37	\$ 279	\$ 279	\$ 142	37	\$ 115	\$ 115	\$ 115

(1) The amounts shown are inclusive of all partial paydowns and charge-offs. Loans modified in a TDR that were fully paid down, charged-off or foreclosed upon by period end are not reported.

The following table presents those loans modified in a TDR during the year that subsequently defaulted (i.e., 90 days or more past due following a modification) during the years ended December 31, 2013 and 2012:

	2013			2012		
	Number of Contracts	Recorded Investment (1)	Impact on the Allowance for Loan Losses	Number of Contracts	Recorded Investment (1)	Impact on the Allowance for Loan Losses
Residential real estate	2	\$ 63	\$ —	1	\$ 26	\$ —
Home equity lines of credit	1	\$ 6	\$ —	—	\$ —	\$ —
Total	3	\$ 69	\$ —	1	\$ 26	\$ —

(1) The amounts shown are inclusive of all partial paydowns and charge-offs. Loans modified in a TDR that were fully paid down, charged-off or foreclosed upon by period end are not reported.

Peoples had no additional commitments to lend additional funds to the related debtors whose terms have been modified in a TDR.

Allowance for Loan Losses

Changes in the allowance for loan losses in the periods ended December 31, were as follows:

<i>(Dollars in thousands)</i>	Commercial Real Estate	Commercial and Industrial	Residential Real Estate	Home Equity Lines of Credit	Consumer	Deposit Account Overdrafts	Total
Balance, January 1, 2013	\$ 14,215	\$ 1,733	\$ 801	\$ 479	\$ 438	\$ 145	\$ 17,811
Charge-offs	(1,053)	(44)	(621)	(162)	(1,084)	(527)	(3,491)
Recoveries	5,839	40	536	26	552	162	7,155
Net recoveries (charge-offs)	4,786	(4)	(85)	(136)	(532)	(365)	3,664
(Recovery of) provision for loan losses	(5,786)	445	165	—	410	356	(4,410)
Balance, December 31, 2013	\$ 13,215	\$ 2,174	\$ 881	\$ 343	\$ 316	\$ 136	\$ 17,065
Period-end amount allocated to:							
Loans individually evaluated for impairment	\$ 83	\$ 575	\$ —	\$ —	\$ —	\$ —	\$ 658
Loans collectively evaluated for impairment	13,132	1,599	881	343	316	136	16,407
Ending balance	\$ 13,215	\$ 2,174	\$ 881	\$ 343	\$ 316	\$ 136	\$ 17,065
Balance, January 1, 2012	\$ 18,947	\$ 2,434	\$ 1,119	\$ 541	\$ 449	\$ 227	\$ 23,717
Charge-offs	(5,146)	(34)	(1,091)	(94)	(572)	(574)	(7,511)
Recoveries	4,399	358	773	32	561	198	6,321
Net (charge-offs) recoveries	(747)	324	(318)	(62)	(11)	(376)	(1,190)
(Recovery of) provision for loan losses	(3,985)	(1,025)	—	—	—	294	(4,716)
Balance, December 31, 2012	\$ 14,215	\$ 1,733	\$ 801	\$ 479	\$ 438	\$ 145	\$ 17,811
Period-end amount allocated to:							
Loans individually evaluated for impairment	\$ 1,262	\$ 36	\$ 123	\$ —	\$ —	\$ —	\$ 1,421
Loans collectively evaluated for impairment	12,953	1,697	678	479	438	145	16,390
Ending balance	\$ 14,215	\$ 1,733	\$ 801	\$ 479	\$ 438	\$ 145	\$ 17,811

During 2013, Peoples extended the historical loss period from two years to three years for its quantitative calculation of the allowance for loan losses. As discussed in Note 1, the historical loss period may be updated based on actual charge-offs experienced, and management believes this change more appropriately reflects inherent losses in the portfolio, considering both the economic decline and progress of the recovery, and associated losses and recoveries in the loan portfolio. Peoples also uses qualitative factors in its determination of the allowance for loan losses, which were appropriately adjusted based on internal and external factors, and the impact of these changes on the allowance for loan losses was immaterial.

Note 5. Bank Premises and Equipment

The major categories of bank premises and equipment and accumulated depreciation at December 31 are summarized as follows:

<i>(Dollars in thousands)</i>	2013	2012
Land	\$ 6,802	\$ 7,039
Building and premises	38,281	34,943
Furniture, fixtures and equipment	20,350	18,789
Total bank premises and equipment	65,433	60,771
Accumulated depreciation	(35,624)	(33,758)
Net book value	\$ 29,809	\$ 27,013

Peoples depreciates its building and premises and furniture, fixtures and equipment over estimated useful lives generally ranging from 5 to 40 years and 2 to 10 years, respectively. Depreciation expense was \$2.6 million, \$2.2 million and \$2.0 million, in 2013, 2012 and 2011, respectively.

Leases

Peoples leases certain banking facilities and equipment under various agreements with original terms providing for fixed monthly payments over periods generally ranging from two to ten years. Certain leases contain renewal options and rent escalation clauses calling for rent increases over the term of the lease. All leases which contain a rent escalation clause are accounted for on a straight-line basis. Rent expense was \$950,000, \$887,000, \$921,000 in 2013, 2012 and 2011, respectively.

Peoples Insurance leases certain properties from certain of its directors. Payments related to these leases totaled \$151,000, \$146,000 and \$141,000 in 2013, 2012 and 2011, respectively. The terms of these leases are substantially the same as those offered for comparable transactions with non-related parties at the time the lease transactions were consummated.

The future minimum payments under noncancellable operating leases with initial or remaining terms of one year or more consisted of the following at December 31, 2013:

<i>(Dollars in thousands)</i>	Payments
2014	\$ 753
2015	549
2016	481
2017	233
2018	156
Thereafter	18
Total future operating lease payments	\$ 2,190

Note 6. Bank Owned Life Insurance

In May 2013, Peoples initiated a partial surrender of its bank owned life insurance ("BOLI") contracts, resulting in the receipt of \$5.2 million in cash and a reduction of the BOLI asset. In July 2013, Peoples requested the full surrender of BOLI contracts reported at \$42.8 million, with a cost basis of \$36.5 million at June 30, 2013. Peoples received \$36.2 million in July 2013 in partial satisfaction of the surrender request, and recorded the remainder as a receivable with the expectation of receiving it within six months of the surrender notification. The remaining cash surrender value of \$6.6 million was recorded as a receivable at December 31, 2013, of which \$3.1 million was received January 23, 2014 with the remaining expected to be paid out by the end of first quarter of 2014 in accordance with the terms of the BOLI policies.

As a result of this transaction, Peoples recorded an additional \$2.2 million in income tax expense in the third quarter of 2013.

Note 7. Goodwill and Other Intangible Assets

The following table details changes in the recorded amount of goodwill for the years ended December 31:

<i>(Dollars in thousands)</i>	2013		2012	
Goodwill, beginning of year	\$	64,881	\$	62,520
Acquired goodwill		5,639		2,361
Goodwill, end of year	\$	70,520	\$	64,881

Peoples performed the required goodwill impairment tests and concluded there was no impairment in the recorded value of goodwill as of December 31, 2013, based upon the estimated fair value of the single reporting unit.

Other intangible assets

Other intangible assets were comprised of the following at December 31:

<i>(Dollars in thousands)</i>	Core Deposit		Customer Relationships		Total
2013					
Gross intangibles	\$	7,195	\$	6,189	\$ 13,384
Acquired intangibles		1,565		2,458	4,023
Accumulated amortization		(6,815)		(5,804)	(12,619)
Total acquired intangibles	\$	1,945	\$	2,843	\$ 4,788
Servicing rights					2,295
Total other intangibles					\$ 7,083
2012					
Gross intangibles	\$	8,192	\$	6,182	\$ 14,374
Acquired intangibles		661		1,008	1,669
Accumulated amortization		(8,232)		(6,240)	(14,472)
Total acquired intangibles	\$	621	\$	950	\$ 1,571
Servicing rights					2,073
Total other intangibles					\$ 3,644

The following table details estimated aggregate future amortization expense of core deposit and customer relationship intangible assets at December 31, 2013:

<i>(Dollars in thousands)</i>	Core Deposits		Customer Relationships		Total
2014	\$	512	\$	542	\$ 1,054
2015		434		495	929
2016		357		446	803
2017		279		391	670
2018		200		332	532
Thereafter		163		637	800
Total	\$	1,945	\$	2,843	\$ 4,788

For further information regarding Peoples' acquisitions, please refer to Note 18.

The following is an analysis of activity of servicing rights for the years ended December 31:

<i>(Dollars in thousands)</i>	2013	2012	2011
Balance, beginning of year	\$ 2,073	\$ 1,544	\$ 1,353
Amortization	(652)	(616)	(397)
Servicing rights originated	675	1,145	588
Servicing rights acquired	199	—	—
Balance, end of year	\$ 2,295	\$ 2,073	\$ 1,544

No valuation allowances were required at December 31, 2013, 2012 and 2011 for Peoples' servicing rights since the fair value equaled or exceeded the book value.

Note 8. Deposits

Peoples' deposit balances were comprised of the following at December 31:

<i>(Dollars in thousands)</i>	2013	2012
Retail certificates of deposit:		
\$100,000 or more	\$ 175,830	\$ 184,558
Less than \$100,000	187,396	207,755
Total retail certificates of deposit	363,226	392,313
Interest-bearing transaction accounts	134,618	124,787
Money market deposit accounts	275,801	288,404
Governmental deposit accounts	132,379	130,630
Savings accounts	215,802	183,499
Total retail interest-bearing deposits	1,121,826	1,119,633
Brokered certificates of deposits	49,041	55,599
Total interest-bearing deposits	1,170,867	1,175,232
Non-interest-bearing deposits	409,891	317,071
Total deposit balances	\$ 1,580,758	\$ 1,492,303

The contractual maturities of certificates of deposits for each of the next five years and thereafter are as follows:

<i>(Dollars in thousands)</i>	Retail	Brokered	Total
2014	\$ 190,451	\$ 12,226	\$ 202,677
2015	74,322	5,882	80,204
2016	56,127	18,109	74,236
2017	20,701	—	20,701
2018	21,425	—	21,425
Thereafter	200	12,824	13,024
Total maturities	\$ 363,226	\$ 49,041	\$ 412,267

Deposits from related parties approximated \$5.9 million and \$6.9 million at December 31, 2013 and 2012, respectively.

Note 9. Short-Term Borrowings

Peoples utilizes various short-term borrowings as sources of funds, which are summarized as follows:

<i>(Dollars in thousands)</i>	Retail Repurchase Agreements	FHLB Advances	Other Short-Term Borrowings
2013			
Ending balance	\$ 42,590	\$ 71,000	\$ —
Average balance	37,077	44,127	90
Highest month-end balance	46,850	92,500	—
Interest expense	58	55	1
Weighted-average interest rate:			
End of year	0.16%	0.14%	—%
During the year	0.16%	0.12%	0.74%
2012			
Ending balance	\$ 32,769	\$ 15,000	\$ —
Average balance	37,386	13,240	15
Highest month-end balance	44,905	39,900	—
Interest expense	57	17	—
Weighted-average interest rate:			
End of year	0.15%	0.15%	—%
During the year	0.15%	0.12%	0.74%
2011			
Ending balance	\$ 43,143	\$ 8,500	\$ —
Average balance	41,542	5,525	47
Highest month-end balance	49,162	21,900	—
Interest expense	98	5	—
Weighted-average interest rate:			
End of year	0.16%	0.14%	—%
During the year	0.24%	0.08%	0.74%

Peoples' retail repurchase agreements consist of overnight agreements with Peoples' commercial customers and serve as a cash management tool.

The FHLB advances consist of overnight borrowings and other advances with an original maturity of one year or less. These advances, along with the long-term advances disclosed in Note 10, are collateralized by residential mortgage loans and investment securities. Peoples' borrowing capacity with the FHLB is based on the amount of collateral pledged and the amount of FHLB common stock owned.

Other short-term borrowings consist of Federal Funds purchased and advances from the Federal Reserve Discount Window. Federal Funds purchased are short-term borrowings from correspondent banks that typically mature within one to ninety days. Peoples has available Federal Funds of \$20 million from certain of its correspondent banks. Interest on Federal Funds purchased is set daily by the correspondent bank based on prevailing market rates. The Federal Reserve Discount Window provides credit facilities to financial institutions, which are designed to ensure adequate liquidity by providing a source of short-term funds. Discount Window advances are typically overnight and must be secured by collateral acceptable to the lending Federal Reserve Bank.

On December 19, 2012, Peoples obtained a \$5 million revolving credit loan from an unaffiliated financial institution that matured on December 17, 2013. The loan was renewed for an additional one year term on December 17, 2013. This loan bears interest at a fixed per annum rate equal to 3% plus the one-month LIBOR rate, to be reset monthly. This revolving credit loan is subject to the same covenants as detailed in Note 10 for the term loan. At December 31, 2013, this revolving credit loan had no outstanding principal balance.

Note 10. Long-Term Borrowings

Long-term borrowings consisted of the following at December 31:

<i>(Dollars in thousands)</i>	2013		2012	
	Balance	Weighted-Average Rate	Balance	Weighted-Average Rate
Term note payable (parent company)	\$ 19,147	3.80 %	\$ 23,919	3.80 %
Callable national market repurchase agreements	40,000	3.63 %	40,000	3.63 %
FHLB putable non-amortizing, fixed rate advances	50,000	3.32 %	50,000	3.32 %
FHLB amortizing, fixed rate advances	12,679	3.58 %	14,904	3.60 %
Total long-term borrowings	\$ 121,826	3.53%	\$ 128,823	3.54%

On December 18, 2012, Peoples entered into a Loan Agreement (the "Loan Agreement") to obtain a \$24 million unsecured term loan from an unaffiliated financial institution with an original maturity of 5 years. Peoples is required to make quarterly principal and interest payments until the earlier of either full prepayment by Peoples or the stated maturity date. This note may be prepaid at any time prior to maturity without penalties, so long as no default has occurred. Concurrently, Peoples also entered into a Negative Pledge Agreement that precludes Peoples from selling, transferring, assigning, mortgaging, encumbering, pledging, or entering into a negative pledge agreement with respect to or otherwise disposing of any interest in the capital stock or other ownership interests owned by Peoples in its subsidiaries without prior written approval. Peoples is also subject to certain covenants under the Loan Agreement, which include restrictions on ownership interests of its subsidiaries; issuance of dividends; cash and cash equivalents; transfers of criticized, classified or nonperforming assets; additional indebtedness; certain material transactions; and other financial covenants which include:

- Peoples and Peoples Bank must maintain, as of the last day of each fiscal quarter, sufficient capital to qualify as "well capitalized" under applicable regulatory guidance;
- Peoples Bank must maintain a "Total Risk-Based Capital Ratio" (as defined in the Loan Agreement) equal to or in excess of 12.50%, measured as of the last day of each fiscal quarter;
- Peoples Bank must maintain a ratio of "Nonperforming Assets" to the sum of "Tangible Capital" plus the "Allowance for Loan Losses" (as each term is defined in the Loan Agreement) of not more than 20%, measured as of the last day of each fiscal quarter;
- Peoples Bank must maintain a ratio of "Allowance for Loan Losses" to "Nonperforming Loans" (as each term is defined in the Loan Agreement) of not less than 80% measured as of the last day of each fiscal quarter; and
- Peoples must maintain a "Fixed Charge Coverage Ratio" (as defined in the Loan Agreement) that equals or exceeds 1.25 to 1.00, commencing with the quarter ended December 31, 2012 and for each quarter thereafter, with the items used in the ratio determined on a trailing 12-month basis.

As of December 31, 2013, Peoples was in compliance with the applicable material covenants imposed by the Loan Agreement.

Peoples' national market repurchase agreements consist of agreements with unrelated financial service companies and have original maturities ranging from 5 to 10 years. In general, these agreements may not be terminated by Peoples prior to maturity without incurring additional costs. The callable agreements contain call option features, in which the buyer has the right, at its discretion, to terminate the repurchase agreement after an initial period ranging from 3 months to 5 years. After the initial call period, the buyer has a one-time option to terminate the agreement. If the buyer exercises its option, Peoples would be required to repay the agreement in whole at the quarterly date. Peoples is required to make quarterly interest payments.

The putable, non-amortizing, fixed rate FHLB advances have original maturities ranging from 10 to 20 years that may be repaid prior to maturity, subject to termination fees. The FHLB has the option, solely at its discretion, to terminate the advance after the initial fixed rate periods ranging from 3 months to 5 years, requiring full repayment of the advance by Peoples, prior to the stated maturity. If the advance is terminated prior to maturity, the FHLB will offer Peoples replacement funding at the then-prevailing rate on an advance product then-offered by the FHLB, subject to normal FHLB credit and collateral requirements. These advances require monthly interest payments, with no repayment of principal until the earlier

of either an option exercise by the FHLB or the stated maturity. The amortizing, fixed rate FHLB advances have a fixed rate for the term of the loan, with maturities ranging from 10 to 20 years. These advances require monthly principal and interest payments, with some having a constant prepayment rate requiring an additional principal payment annually. These advances are not eligible for optional prepayment prior to maturity. As discussed in Note 8, long-term FHLB advances are collateralized by assets owned by Peoples.

At December 31, 2013, the aggregate minimum annual retirements of long-term borrowings in future periods were as follows:

<i>(Dollars in thousands)</i>	Balance	Weighted-Average Rate
2014	\$ 6,498	3.73 %
2015	6,250	3.74 %
2016	6,046	3.75 %
2017	5,880	3.76 %
2018	81,482	3.49 %
Thereafter	15,670	3.34 %
Total long-term borrowings	\$ 121,826	3.53%

Note 11. Stockholders' Equity

The following table details the activity in shares of Peoples' preferred, common and treasury stock during the years ended December 31:

	Preferred Stock	Common Stock	Treasury Stock
Shares at December 31, 2010	39,000	11,070,022	612,695
Changes related to stock-based compensation awards:			
Release of restricted common shares		21,510	5,443
Changes related to deferred compensation plan:			
Purchase of treasury stock			8,623
Reissuance of treasury stock			(9,209)
Repurchase of preferred shares	(39,000)		
Common shares issued under dividend reinvestment plan		24,770	
Common shares issued under Board of Directors' compensation plan		5,945	(2,429)
Shares at December 31, 2011	—	11,122,247	615,123
Changes related to stock-based compensation awards:			
Release of restricted common shares		14,552	4,270
Changes related to deferred compensation plan:			
Purchase of treasury stock			3,918
Reissuance of treasury stock			(8,897)
Common shares issued under dividend reinvestment plan		18,849	
Common shares issued under Board of Directors' compensation plan			(6,726)
Shares at December 31, 2012	—	11,155,648	607,688
Changes related to stock-based compensation awards:			
Release of restricted common shares		31,246	6,862
Changes related to deferred compensation plan:			
Purchase of treasury stock			3,652
Reissuance of treasury stock			(9,147)
Common shares issued under dividend reinvestment plan		19,682	
Common shares issued under Board of Directors' compensation plan			(8,261)
Shares at December 31, 2013	—	11,206,576	600,794

Under its Amended Articles of Incorporation, Peoples is authorized to issue up to 50,000 preferred shares, in one or more series, having such voting powers, designations, preferences, rights, qualifications, limitations and restrictions as determined by the Board of Directors. In 2009, Peoples' Board of Directors created a series of preferred shares designated as Peoples' Fixed Rate Cumulative Perpetual Preferred Shares, Series A, each without par value and having a liquidation preference of \$1,000 per share, and fixed 39,000 shares as the authorized number of such shares (the "Series A Preferred Shares"). These Series A Preferred Shares subsequently were sold to the United States Department of the Treasury (the "U.S. Treasury"), along with a ten-year warrant (the "Warrant") to purchase 313,505 Peoples common shares at an exercise price of \$18.66 per share (subject to certain anti-dilution and other adjustments), for an aggregate purchase price of \$39 million in cash in connection with Peoples' participation in the U.S. Treasury's TARP Capital Purchase Program. The entire 39,000 Series A Preferred Shares were repurchased during 2011 at an aggregate price of \$39 million.

Peoples repurchased the Warrant for a purchase price of \$1.2 million in 2012.

Accumulated Other Comprehensive (Loss) Income

The following details the change in the components of Peoples' accumulated other comprehensive (loss) income for the years ended December 31:

<i>(Dollars in thousands)</i>	Unrealized (Loss) Gain on Securities	Unrecognized Net Pension and Postretirement Costs	Accumulated Other Comprehensive (Loss) Income
Balance, December 31, 2010	\$ (2,038)	\$ (2,415)	\$ (4,453)
Current period change, net of tax	9,477	(3,612)	5,865
Balance, December 31, 2011	\$ 7,439	\$ (6,027)	\$ 1,412
Current period change, net of tax	(547)	(211)	(758)
Balance, December 31, 2012	\$ 6,892	\$ (6,238)	\$ 654
Reclassification adjustments to net income:			
Realized gain on sale of securities, net of tax	(318)	—	(318)
Realized loss due to settlement and curtailment, net of tax	—	175	175
Current period change, net of tax	(16,335)	2,580	(13,755)
Balance, December 31, 2013	\$ (9,761)	\$ (3,483)	\$ (13,244)

Note 12. Employee Benefit Plans

Peoples sponsors a noncontributory defined benefit pension plan that covers substantially all employees hired before January 1, 2010. The plan provides retirement benefits based on an employee's years of service and compensation. For employees hired before January 1, 2003, the amount of postretirement benefit is based on the employee's average monthly compensation pay over the highest five consecutive years out of the employee's last ten years with Peoples while an eligible employee. For employees hired on or after January 1, 2003, the amount of postretirement benefit is based on 2% of the employee's annual compensation plus accrued interest. Effective January 1, 2010, the pension plan was closed to new entrants. Effective March 1, 2011, the accrual of pension plan benefits for all participants was frozen. Peoples recognized this freeze as a curtailment as of December 31, 2010 and March 1, 2011, under the terms of the pension plan. Effective July 1, 2013, a participant in the pension plan who is employed by Peoples may elect to receive or to commence receiving such person's retirement benefits as of the later of such person's normal retirement date or the first day of the month first following the date such person makes an election to receive his or her retirement benefits.

Peoples also provides post-retirement health and life insurance benefits to former employees and directors. Only those individuals who retired before January 27, 2012 were eligible for life insurance benefits. All retirees are eligible for health benefits; however, Peoples only pays 100% of the cost for those individuals who retired before January 1, 1993. For all others, the retiree is responsible for most, if not all, of the cost of health benefits. Peoples' policy is to fund the cost of the benefits as they arise.

The following tables provide a reconciliation of the changes in the plans' benefit obligations and fair value of assets over the two-year period ended December 31, 2013, and a statement of the funded status as of December 31, 2013 and 2012:

<i>(Dollars in thousands)</i>	Pension Benefits		Postretirement Benefits	
	2013	2012	2013	2012
Change in benefit obligation:				
Obligation at January 1	\$ 17,306	\$ 16,505	\$ 244	\$ 224
Interest cost	543	599	5	10
Plan participants' contributions	—	—	40	54
Actuarial loss	(2,333)	1,863	(85)	42
Benefit payments	(154)	(169)	(61)	(86)
Settlements	(639)	(1,492)	—	—
Obligation at December 31	\$ 14,723	\$ 17,306	\$ 143	\$ 244
Accumulated benefit obligation at December 31	\$ 14,723	\$ 17,306	\$ —	\$ —
Change in plan assets:				
Fair value of plan assets at January 1	\$ 10,019	\$ 10,409	\$ —	\$ —
Actual return on plan assets	2,061	1,271	—	—
Employer contributions	—	—	21	32
Plan participants' contributions	—	—	40	54
Benefit payments	(154)	(169)	(61)	(86)
Settlements	(639)	(1,492)	—	—
Fair value of plan assets at December 31	\$ 11,287	\$ 10,019	\$ —	\$ —
Funded status at December 31	\$ (3,436)	\$ (7,287)	\$ (143)	\$ (244)
Amounts recognized in Consolidated Balance Sheets:				
Prepaid benefit costs	\$ —	\$ —	\$ —	\$ —
Accrued benefit liability	\$ (3,436)	\$ (7,287)	\$ (143)	\$ (244)
Net amount recognized	\$ (3,436)	\$ (7,287)	\$ (143)	\$ (244)
Amounts recognized in Accumulated Other Comprehensive Income (Loss):				
Unrecognized prior service cost	\$ —	\$ —	\$ (2)	\$ 2
Unrecognized net loss	3,533	6,260	(65)	15
Total	\$ 3,533	\$ 6,260	\$ (67)	\$ 17
Weighted-average assumptions at year-end:				
Discount rate	4.30%	3.30%	4.30%	3.30%

The estimated costs relating to Peoples' pension benefits that will be amortized from accumulated other comprehensive income (loss) into net periodic cost over the next fiscal year are \$131,000 of net loss.

Net Periodic Benefit Cost

The following tables detail the components of the net periodic benefit cost for the plans:

<i>(Dollars in thousands)</i>	Pension Benefits			Postretirement Benefits		
	2013	2012	2011	2013	2012	2011
Service cost	\$ —	\$ —	\$ —	\$ —	\$ —	\$ —
Interest cost	543	599	724	5	10	12
Expected return on plan assets	(659)	(756)	(1,033)	—	—	—
Amortization of prior service cost (credit)	—	—	—	—	—	—
Amortization of net loss (gain)	189	162	75	(7)	(2)	(9)
Curtailment	—	—	—	—	—	—
Settlement of benefit obligation	270	835	815	—	—	—
Net periodic benefit cost	\$ 343	\$ 840	\$ 581	\$ (2)	\$ 8	\$ 3
Weighted-average assumptions:						
Discount rate	3.75%	4.00%	5.40%	3.30%	4.00%	5.70%
Expected return on plan assets	7.50%	7.50%	8.00%	n/a	n/a	n/a
Rate of compensation increase	n/a	n/a	n/a	n/a	n/a	n/a

For measurement purposes, an 8% annual rate of increase in the per capita cost of covered benefits (i.e., health care cost trend rate) was assumed for 2013, grading down to an ultimate rate of 5% in 2026. The health care trend rate assumption does not have a significant effect on the contributory defined benefit postretirement plan; therefore, a one percentage point increase or decrease in the trend rate is not material in the determination of the accumulated postretirement benefit obligation or the ongoing expense.

Under US GAAP, Peoples is required to recognize a settlement gain or loss when the aggregate amount of lump-sum distributions to participants equals or exceeds the sum of the service and interest cost components of the net periodic pension cost. The amount of settlement gain or loss recognized is the pro rata amount of the unrealized gain or loss existing immediately prior to the settlement. In general, both the projected benefit obligation and fair value of plan assets are required to be remeasured in order to determine the settlement gain or loss.

In the third quarter of 2013, the total lump-sum distributions made to participants, when added to the lump-sum distributions made through the first six months of 2013, caused the total settlements through nine months of 2013 to exceed the recognition threshold for settlement gains or losses. As a result, Peoples remeasured its pension obligation and plan assets as of July 1, 2013 as part of the calculation of the settlement loss recognized.

Determination of Expected Long-term Rate of Return

The expected long-term rate of return on the plans' total assets is based on the expected return of each category of the plan's assets. Peoples' investment strategy for the plan's assets continues to allocate 60% to 75% to equity securities. The returns generated by equity securities over the last 10 years have been significantly lower than their long-term historical annual returns due in part to unfavorable economic conditions. Thus, Peoples lowered its expected return on equity securities from their long-term historical rate, which had a corresponding impact on overall expected return on plan assets in 2011.

Plan Assets

Peoples' investment strategy, as established by Peoples' Retirement Plan Committee, is to invest assets based upon established target allocations, which include a target range of 60-75% allocation in equity securities, 24-39% in debt securities and approximately 1% of other investments. The assets are reallocated periodically to meet the target allocations. The investment policy is reviewed periodically, under the advisement of a certified investment advisor, to determine if the policy should be changed.

The following table provides the fair values of investments held in Peoples' pension plan at December 31, by major asset category:

<i>(Dollars in thousands)</i>	Fair Value	Quoted Prices in Active Markets for Identical Assets (Level 1)	Significant Other Observable Inputs (Level 2)
December 31, 2013			
Equity securities:			
Mutual funds - equity	\$ 8,863	\$ 8,863	\$ —
Debt securities:			
Mortgage-backed securities	97	—	97
Municipal obligations	649	—	649
Corporate bonds	357	357	—
Mutual funds - taxable income	901	901	—
Total fair value of pension assets	\$ 10,867	\$ 10,121	\$ 746
December 31, 2012			
Equity securities:			
Mutual funds - equity	\$ 7,545	\$ 7,545	\$ —
Debt securities:			
Mortgage-backed securities	157	—	157
Municipal obligations	932	—	932
Corporate bonds	363	363	—
Mutual funds - taxable income	599	599	—
Total fair value of pension assets	\$ 9,596	\$ 8,507	\$ 1,089

Pension plan assets also included cash and cash equivalents of \$400,000 and accrued income of \$20,000 at December 31, 2013. Cash and cash equivalents were \$401,000 and accrued income was \$22,000 at December 31, 2012. For further information regarding levels of input used to measure fair value, please refer to Note 2.

Equity securities of Peoples' pension plan did not include any securities of Peoples or related parties in 2013 or 2012.

Cash Flows

Peoples has not determined if any contributions will be made to its pension plan in 2014; however, actual contributions are made at the discretion of the Retirement Plan Committee and Peoples' Board of Directors. Estimated future benefit payments, which reflect benefits attributable to estimated future service, for the years ending December 31 are as follows:

<i>(Dollars in thousands)</i>	Pension Benefits	Postretirement Benefits
2014	\$ 3,280	\$ 21
2015	1,149	22
2016	1,158	22
2017	874	22
2018	925	12
2019 to 2023	4,120	50
Total	\$ 11,506	\$ 149

Retirement Savings Plan

Peoples also maintains a retirement savings plan, or 401(k) plan, which covers substantially all employees. The plan provides participants the opportunity to save for retirement on a tax-deferred basis. During 2009 and in prior years, Peoples made matching contributions equal to 100% of participants' contributions that did not exceed 3% of the participants'

compensation, plus 50% of participants' contributions between 3% and 5% of the participants' compensation. Effective January 1, 2010, Peoples began making matching contributions equal to 100% of participants' contributions that do not exceed 2% of the participants' compensation. Beginning January 1, 2011, matching contributions equaled 100% of participants' contributions that did not exceed 3% of the participants' compensation, plus 50% of participants' contributions between 3% and 5% of the participants' compensation. Matching contributions made by Peoples totaled \$924,000, \$758,000 and \$763,000 in 2013, 2012 and 2011, respectively.

Note 13. Income Taxes

The reported income tax expense and effective tax rate in the Consolidated Statements of Income differs from the amounts computed by applying the statutory corporate tax rate as follows for the years ended December 31:

<i>(Dollars in thousands)</i>	2013		2012		2011	
	Amount	Rate	Amount	Rate	Amount	Rate
Income tax computed at statutory federal tax rate	\$ 10,179	35.0 %	\$ 10,469	35.0 %	\$ 5,890	34.3 %
Differences in rate resulting from:						
Tax-exempt interest income	(645)	(2.2)%	(565)	(1.9)%	(574)	(3.4)%
Investments in tax credit funds	(314)	(1.1)%	(387)	(1.3)%	(497)	(2.9)%
Bank owned life insurance	2,183	7.5 %	(14)	(0.1)%	(44)	(0.3)%
Other, net	107	0.4 %	22	0.1 %	(179)	(0.9)%
Total income tax expense	\$ 11,510	39.6 %	\$ 9,525	31.8 %	\$ 4,596	26.8 %

Peoples' reported income tax expense consisted of the following for the years ended December 31:

<i>(Dollars in thousands)</i>	2013	2012	2011
Current income tax	\$ 6,883	\$ 5,004	\$ 4,134
Deferred income tax	4,627	4,521	462
Total income tax expense	\$ 11,510	\$ 9,525	\$ 4,596

The significant components of Peoples' deferred tax assets and liabilities consisted of the following at December 31:

<i>(Dollars in thousands)</i>	2013	2012
Deferred tax assets:		
Allowance for loan losses	\$ 8,014	\$ 7,526
Tax credit carryforward	—	4,607
Available-for-sale securities	5,257	—
Investments	3,536	3,632
Accrued employee benefits	2,108	3,421
Other	769	516
Total deferred tax assets	\$ 19,684	\$ 19,702
Deferred tax liabilities:		
Purchase accounting adjustments	6,442	5,460
Available-for-sale securities	—	3,711
Bank premises and equipment	1,968	1,536
Deferred loan income	1,769	1,442
Other	691	1,830
Total deferred tax liabilities	\$ 10,870	\$ 13,979
Net deferred tax asset	\$ 8,814	\$ 5,723

The tax credit carryforward at December 31, 2012 was fully utilized in 2013. No valuation allowance for deferred tax assets was required at December 31, 2013, as it is more likely than not that all of the deferred tax assets will be realized in

future periods. The related federal income tax expense on securities transactions approximated \$171,000 in 2013, \$1,241,000 in 2012 and \$166,000 in 2011.

Peoples' income tax returns are subject to review and examination by federal and state taxing authorities. Peoples is currently open to audit under the applicable statutes of limitations by the Internal Revenue Service for the year ended December 31, 2012. The years open to examination by state taxing authorities vary by jurisdiction.

Note 14. Earnings Per Common Share

The calculations of basic and diluted earnings per common share for the years ended December 31 were as follows:

<i>(Dollars in thousands, except per common share data)</i>	2013	2012	2011
Distributed earnings allocated to common shareholders	\$ 5,749	\$ 4,770	\$ 3,167
Undistributed earnings allocated to common shareholders	11,685	15,494	8,019
Net earnings allocated to common shareholders	\$ 17,434	\$ 20,264	\$ 11,186
Weighted-average common shares outstanding	10,581,222	10,527,885	10,482,318
Effect of potentially dilutive common shares	98,195	401	—
Total weighted-average diluted common shares outstanding	10,679,417	10,528,286	10,482,318
Earnings per common share:			
Basic	\$ 1.65	\$ 1.92	\$ 1.07
Diluted	\$ 1.63	\$ 1.92	\$ 1.07
Anti-dilutive common shares excluded from calculation:			
Stock options and SARs	91,902	144,535	210,370

As disclosed in Note 11, Peoples had a Warrant to purchase 313,505 common shares outstanding at December 31, 2011. This Warrant was excluded from the calculation of diluted earnings per common share since it was anti-dilutive.

Note 15. Financial Instruments with Off-Balance Sheet Risk

In the normal course of business, Peoples is party to financial instruments with off-balance sheet risk necessary to meet the financing needs of customers. These financial instruments include commitments to extend credit and standby letters of credit. The instruments involve, to varying degrees, elements of credit risk in excess of the amount recognized in the Consolidated Balance Sheets. The contract amounts of these instruments express the extent of involvement Peoples has in these financial instruments.

Loan Commitments and Standby Letters of Credit

Loan commitments are made to accommodate the financial needs of Peoples' customers. Standby letters of credit are instruments issued by Peoples Bank guaranteeing the beneficiary payment by Peoples Bank in the event of default by Peoples Bank's customer in the nonperformance of an obligation or service. Historically, most loan commitments and standby letters of credit expire unused. Peoples' exposure to credit loss in the event of nonperformance by the counter-party to the financial instrument for loan commitments and standby letters of credit is represented by the contractual amount of those instruments. Peoples uses the same underwriting standards in making commitments and conditional obligations as it does for on-balance sheet instruments. The amount of collateral obtained is based on management's credit evaluation of the customer. Collateral held varies, but may include accounts receivable, inventory, property, plant, and equipment, and income-producing commercial properties.

The total amounts of loan commitments and standby letters of credit at December 31 are summarized as follows:

<i>(Dollars in thousands)</i>	2013	2012
Home equity lines of credit	\$ 49,533	\$ 43,818
Unadvanced construction loans	30,203	11,839
Other loan commitments	137,661	113,868
Loan commitments	217,397	169,525
Standby letters of credit	\$ 33,998	\$ 35,373

Interest Rate Swaps

Peoples maintains an interest rate protection program for commercial loan customers, which was established in 2010. Under this program, Peoples provides its customer with a fixed-rate loan while creating a variable-rate asset for Peoples by the customer entering into an interest rate swap with Peoples on terms that match the loan. Peoples offsets its risk exposure by entering into an offsetting interest rate swap with an unaffiliated institution. These interest rate swaps do not qualify as designated hedges; therefore, each swap is accounted for as a standalone derivative. Peoples had interest rate swaps associated with commercial loans with a notional value of \$14.7 million and fair value of \$0.7 million at December 31, 2013, and a notional value of \$11.2 million and fair value of \$1.4 million at December 31, 2012. These interest rate swaps did not have a material impact on Peoples' results of operation or financial condition.

Note 16. Regulatory Matters

The following is a summary of certain regulatory matters affecting Peoples and its subsidiaries:

Federal Reserve Requirements

Peoples Bank is required to maintain a minimum level of reserves, consisting of cash on hand and non-interest-bearing balances with the FRB, based on the amount of deposit liabilities. Average required reserve balances were approximately \$11.2 million and \$5.8 million in 2013 and 2012, respectively.

Limits on Dividends

The primary source of funds for the dividends paid by Peoples is dividends received from Peoples Bank. The payment of dividends by Peoples Bank is subject to various banking regulations. The most restrictive provision requires regulatory approval if dividends declared in any calendar year exceed the total net profits of that year plus the retained net profits of the preceding two years. At December 31, 2013, Peoples Bank had approximately \$5.9 million of net profits available for distribution to Peoples as dividends without regulatory approval.

Capital Requirements

Peoples and Peoples Bank are subject to various regulatory capital guidelines administered by the banking regulatory agencies. Under capital adequacy requirements and the regulatory framework for prompt corrective action, Peoples and its banking subsidiary must meet specific capital guidelines that involve quantitative measures of each entity's assets, liabilities, and certain off-balance sheet items as calculated under regulatory accounting practices. Peoples' and Peoples Bank's capital amounts and classification are also subject to qualitative judgments by the regulators about components, risk weightings and other factors. Failure to meet future minimum capital requirements can initiate certain mandatory and possibly additional discretionary actions by the regulators that, if undertaken, could have a material effect on Peoples' financial results.

Quantitative measures established by regulation to ensure capital adequacy require Peoples and Peoples Bank to maintain minimum amounts and ratios of Total and Tier I capital (as defined in the regulations) to risk-weighted assets (as defined), and of Tier I capital (as defined) to average assets (as defined). Peoples and Peoples Bank met all capital adequacy requirements at December 31, 2013.

As of December 31, 2013, the most recent notifications from the banking regulatory agencies categorized Peoples and Peoples Bank as well capitalized under the regulatory framework for prompt corrective action. To be categorized as well capitalized, Peoples and Peoples Bank must maintain minimum Total risk-based, Tier I risk-based and Tier I leverage ratios as set forth in the table below. There are no conditions or events since these notifications that management believes have changed Peoples or Peoples Bank's category.

Peoples and Peoples Bank's actual capital amounts and ratios as of December 31 are also presented in the following table:

<i>(Dollars in thousands)</i>	December 31, 2013		December 31, 2012	
	Amount	Ratio	Amount	Ratio
PEOPLES				
Total Capital ⁽¹⁾				
Actual	\$ 184,457	13.8%	\$ 176,224	15.4%
For capital adequacy	107,105	8.0%	91,355	8.0%
To be well capitalized	133,881	10.0%	114,194	10.0%
Tier 1 ⁽²⁾				
Actual	\$ 166,217	12.4%	\$ 160,604	14.1%
For capital adequacy	53,552	4.0%	45,678	4.0%
To be well capitalized	80,329	6.0%	68,516	6.0%
Tier 1 Leverage ⁽³⁾				
Actual	\$ 166,217	8.5%	\$ 160,604	8.8%
For capital adequacy	78,080	4.0%	72,775	4.0%
To be well capitalized	97,600	5.0%	90,969	5.0%
Net Risk-Weighted Assets	\$ 1,338,811		\$ 1,141,938	
PEOPLES BANK				
Total Capital ⁽¹⁾				
Actual	\$ 188,814	14.1%	\$ 189,601	16.7%
For capital adequacy	106,961	8.0%	91,044	8.0%
To be well capitalized	133,701	10.0%	113,805	10.0%
Tier 1 ⁽²⁾				
Actual	\$ 172,097	12.9%	\$ 175,331	15.4%
For capital adequacy	53,480	4.0%	45,522	4.0%
To be well capitalized	80,220	6.0%	68,283	6.0%
Tier 1 Leverage ⁽³⁾				
Actual	\$ 172,097	8.8%	\$ 175,331	9.7%
For capital adequacy	77,830	4.0%	72,384	4.0%
To be well capitalized	97,288	5.0%	90,480	5.0%
Net Risk-Weighted Assets	\$ 1,337,008		\$ 1,138,054	

(1) Ratio represents total capital to net risk-weighted assets

(2) Ratio represents Tier 1 capital to net risk-weighted assets

(3) Ratio represents Tier 1 capital to average assets

Note 17. Stock-Based Compensation

Under the Peoples Bancorp Inc. Amended and Restated 2006 Equity Plan (the “2006 Equity Plan”), Peoples may grant, among other awards, nonqualified stock options, incentive stock options, restricted stock awards, stock appreciation rights and unrestricted common share awards to employees and non-employee directors. The total number of common shares available under the 2006 Equity Plan is 1,081,260. The maximum number of shares that can be issued for incentive stock options is 800,000 shares. Prior to 2007, Peoples granted nonqualified and incentive stock options to employees and nonqualified stock options to non-employee directors under the 2006 Equity Plan and predecessor plans. Since February 2007, Peoples has granted a combination of restricted common shares and stock appreciation rights (“SARs”) to be settled in common shares to employees and restricted common shares to non-employee directors subject to the terms and conditions prescribed by the 2006 Equity Plan. In general, common shares issued in connection with stock-based awards are issued from treasury shares to the extent available. If no treasury shares are available, common shares are issued from authorized but unissued common shares.

Stock Options

Under the provisions of the 2006 Equity Plan and predecessor stock option plans, the exercise price per share of any stock option granted may not be less than the grant date fair market value of the underlying common shares. All stock options granted to both employees and non-employee directors expire ten years from the date of grant. The most recent stock option grants to employees and non-employee directors occurred in 2006. The stock options granted to employees vested three years after the grant date, while the stock options granted to non-employee directors vested six months after the grant date. The following summarizes the changes to Peoples' stock options for the year ended December 31, 2013:

	Number of Common Shares Subject to Options	Weighted- Average Exercise Price	Weighted- Average Remaining Contractual Life	Aggregate Intrinsic Value
Outstanding at January 1	101,594	\$ 26.09		
Expired	44,500	23.69		
Outstanding at December 31	57,094	\$ 27.96	1.4 years	\$ —
Exercisable at December 31	57,094	\$ 27.96	1.4 years	\$ —

The following table summarizes Peoples' stock options outstanding at December 31, 2013:

Options Outstanding & Exercisable					
Range of Exercise Prices			Common Shares Subject to Options Outstanding	Weighted- Average Remaining Contractual Life	Weighted- Average Exercise Price
\$23.59	to	\$25.94	2,792	0.6 years	\$ 25.41
\$26.01	to	\$27.74	20,334	1.0 year	27.08
\$28.25	to	\$28.26	17,632	1.8 years	28.25
\$28.57	to	\$30.00	16,336	1.7 years	29.17
Total			57,094	1.4 years	\$ 27.96

Stock Appreciation Rights

SARs granted to employees have an exercise price equal to the fair market value of Peoples' common shares on the date of grant and will be settled using common shares of Peoples. Additionally, the SARs granted vested three years after the grant date and expire ten years from the date of grant. The most recent grant of SARs occurred in 2008. The following summarizes the changes to Peoples' SARs for the year ended December 31, 2013:

	Number of Common Shares Subject to SARs	Weighted- Average Exercise Price	Weighted- Average Remaining Contractual Life	Aggregate Intrinsic Value
Outstanding at January 1	22,849	\$ 25.97		
Forfeited	1,557	25.99		
Outstanding at December 31	21,292	\$ 25.96	3.7 years	\$ —
Exercisable at December 31	21,292	\$ 25.96	3.7 years	\$ —

The following table summarizes Peoples' SARs outstanding at December 31, 2013:

Exercise Price	Number of Common Shares Subject to SARs Outstanding & Exercisable	Weighted- Average Remaining Contractual Life
\$23.26	2,000	3.6 years
\$23.77	10,582	4.1 years
\$29.25	8,710	3.1 years
Total	21,292	3.7 years

Restricted Shares

Under the 2006 Equity Plan, Peoples may award restricted common shares to officers, key employees and non-employee directors. In general, the restrictions on common shares awarded to non-employee directors expire after six months, while the restrictions on common shares awarded to employees expire after periods ranging from one to three years. In the first quarter of 2013, Peoples granted restricted common shares to non-employee directors with a six months time-based vesting period. Also during the first quarter of 2013, Peoples granted restricted common shares subject to performance-based vesting to officers and key employees with restrictions that will lapse one to three years after the grant date provided that in order for the restricted common shares to vest on each of the three foregoing dates, Peoples must have reported positive net income and maintained a well capitalized status by regulatory standards in the year immediately preceding the vesting date. In addition, Peoples has granted restricted common shares during 2013 to attract and/or retain key employees with vesting periods ranging from one to three years.

The following summarizes the changes to Peoples' restricted common shares for the period ended December 31, 2013:

	Time Vesting		Performance Vesting	
	Number of Shares	Weighted- Average Grant Date Fair Value	Number of Shares	Weighted- Average Grant Date Fair Value
Outstanding at January 1	78,731	\$ 16.36	17,865	\$ 16.07
Awarded	10,500	21.75	72,706	21.82
Released	27,262	16.62	3,154	13.14
Forfeited	1,763	16.22	2,163	19.97
Outstanding at December 31	60,206	\$ 17.18	85,254	\$ 20.98

The total intrinsic value of restricted common shares released was \$654,000, \$77,000 and \$307,000 in 2013, 2012 and 2011, respectively.

Stock-Based Compensation

Peoples recognized stock-based compensation expense, which is included as a component of Peoples' salaries and employee benefit costs, based on the estimated fair value of the awards on the grant date. The following summarizes the amount of stock-based compensation expense and related tax benefit recognized:

<i>(Dollars in thousands)</i>	2013	2012	2011
Total stock-based compensation	\$ 1,362	\$ 942	\$ 310
Recognized tax benefit	(477)	(330)	(109)
Net expense recognized	\$ 885	\$ 612	\$ 201

Restricted common shares were the only stock-based compensation awards granted by Peoples in 2013, 2012 and 2011. The fair value of restricted stock awards on the grant date is the market price of Peoples' common shares. Total unrecognized stock-based compensation expense related to unvested awards was \$824,000 at December 31, 2013, which will be recognized over a weighted-average period of 1.5 years. In 2012, the Board of Directors granted 8,490 unrestricted common shares to certain employees that did not already participate in the 2006 Equity Plan, which resulted in an additional \$180,000 of stock-based compensation expense being recognized.

Note 18. Acquisitions

On January 2, 2013, Peoples Insurance Agency, LLC ("Peoples Insurance") acquired a commercial insurance agency office and related customer accounts in the Pikeville, Kentucky area for total cash consideration of \$1.5 million.

On April 5, 2013, Peoples Insurance acquired an insurance agency office and related customer accounts in the Jackson, Ohio area for total cash consideration of \$0.7 million. A portion of the consideration is contingent upon revenue metrics being achieved.

On May 15, 2013, Peoples Insurance acquired two insurance agency offices and related customer accounts in the Jackson, Ohio area for total cash consideration of \$1.1 million. A portion of the consideration is contingent upon revenue metrics being achieved.

On October 11, 2013, Peoples completed its acquisition of Ohio Commerce Bank ("Ohio Commerce") for total cash consideration of \$16.5 million. Ohio Commerce operates one full-service office in Beachwood, Ohio, and has been merged into Peoples' wholly-owned subsidiary, Peoples Bank. The acquisition is complete and was accounted for under the acquisition method of accounting under US GAAP. The assets purchased, liabilities assumed, and related identifiable intangible assets were recorded at their acquisition date fair values. The goodwill recognized will not be deductible for income tax purposes. As a result of the Ohio Commerce acquisition, Peoples acquired loans of \$96.6 million and deposits of \$110.9 million.

The balances and operations related to these acquisitions are included in Peoples' consolidated financial statements from the date of the acquisition. These acquisitions, individually and collectively, did not materially impact Peoples' financial position, results of operations or cash flows for any period presented.

Please refer to Note 7 for details of the changes in goodwill and intangible assets arising from the acquisitions.

On January 21, 2014, Peoples announced that it entered into an Agreement and Plan of Merger dated January 21, 2014 (the "Midwest Agreement") with Midwest Bancshares, Inc. ("Midwest"). The Midwest Agreement calls for Midwest to merge into Peoples, and for Midwest's wholly-owned subsidiary, First National Bank of Wellston, which operates two full-service branches in Wellston and Jackson, Ohio, to merge into Peoples' wholly-owned subsidiary, Peoples Bank.

Note 19. Parent Company Only Financial Information

Condensed Balance Sheets <i>(Dollars in thousands)</i>	December 31,	
	2013	2012
Assets:		
Cash and due from other banks	\$ 50	\$ 50
Interest-bearing deposits in subsidiary bank	5,541	2,743
Receivable from subsidiary bank	828	482
Available-for-sale investment securities, at estimated fair value (amortized cost of \$1,213 at December 31, 2013 and 2012, respectively)	4,548	4,106
Investments in subsidiaries:		
Bank	205,167	214,385
Non-bank	30,527	29,893
Other assets	854	866
Total assets	\$ 247,515	\$ 252,525
Liabilities:		
Accrued expenses and other liabilities	\$ 6,815	\$ 6,878
Long-term borrowings	19,147	23,919
Total liabilities	25,962	30,797
Common stockholders' equity	221,553	221,728
Total stockholders' equity	221,553	221,728
Total liabilities and stockholders' equity	\$ 247,515	\$ 252,525

Condensed Statements of Income <i>(Dollars in thousands)</i>	Year Ended December 31,		
	2013	2012	2011
Income:			
Dividends from subsidiary bank	\$ 15,000	\$ 12,750	\$ 25,500
Net gain on securities transactions	—	273	—
Net loss on other transactions	—	(1,033)	—
Interest and other income	132	205	175
Total income	15,132	12,195	25,675
Expenses:			
Interest expense on junior subordinated debentures held by subsidiary trust	—	1,948	2,014
Intercompany management fees	1,257	1,049	921
Other expense	3,411	2,216	1,335
Total expenses	4,668	5,213	4,270
Income before federal income taxes and equity in (excess dividends from) undistributed earnings of subsidiaries	10,464	6,982	21,405
Applicable income tax benefit	(1,510)	(2,127)	(1,734)
Equity in (excess dividends from) undistributed earnings of subsidiaries	5,600	11,276	(10,584)
Net income	\$ 17,574	\$ 20,385	\$ 12,555

Statements of Cash Flows <i>(Dollars in thousands)</i>	Year Ended December 31,		
	2013	2012	2011
Operating activities			
Net income	\$ 17,574	\$ 20,385	\$ 12,555
Adjustment to reconcile net income to cash provided by operations:			
(Equity in) excess dividends from undistributed earnings of subsidiaries	(5,600)	(11,276)	10,584
Gain on investment securities	—	(273)	—
Loss on debt extinguishment	—	1,033	—
Other, net	1,803	(663)	2,534
Net cash provided by operating activities	13,777	9,206	25,673
Investing activities			
Net proceeds from sales and maturities of investment securities	—	273	25
Investment in subsidiaries	—	(9,815)	—
Change in receivable from subsidiary	(619)	3,814	(3,451)
Net cash used in investing activities	(619)	(5,728)	(3,426)
Financing activities			
Proceeds from long-term borrowings	—	24,000	—
Payments on long-term borrowings	(4,800)	—	—
Repurchase of preferred shares	—	—	(39,000)
Redemption of junior subordinated debentures	—	(23,668)	—
Preferred stock dividends	—	—	(1,232)
Purchase of treasury stock	(228)	(1,357)	(187)
Proceeds from issuance of common stock	8	6	10
Cash dividends paid	(5,419)	(4,457)	(3,922)
Excess tax benefit for share-based payments	79	709	—
Net cash used in financing activities	(10,360)	(4,767)	(44,331)
Net increase (decrease) in cash and cash equivalents	2,798	(1,289)	(22,084)
Cash and cash equivalents at the beginning of year	2,793	4,082	26,166
Cash and cash equivalents at the end of year	\$ 5,591	\$ 2,793	\$ 4,082
Supplemental cash flow information:			
Interest paid	\$ 915	\$ 2,246	\$ 1,981

Note 20. Summarized Quarterly Information (Unaudited)

<i>(Dollars in thousands, except per share data)</i>	2013			
	First Quarter	Second Quarter	Third Quarter	Fourth Quarter
Total interest income	\$ 16,066	\$ 16,111	\$ 16,509	\$ 18,385
Total interest expense	3,091	2,956	2,833	2,806
Net interest income	12,975	13,155	13,676	15,579
Recovery of loan losses	(1,065)	(1,462)	(919)	(964)
Net loss on asset disposals and other transactions	(5)	(6)	(19)	(125)
Net gain (loss) on investment securities	418	26	(1)	46
Other income	9,072	9,216	9,586	9,346
Intangible asset amortization	189	164	180	274
Acquisition-related expenses	65	37	182	1,128
Other expenses	15,931	16,221	16,901	16,993
Income tax expense	2,318	2,510	4,381	2,301
Net income	\$ 5,022	\$ 4,921	\$ 2,517	\$ 5,114
Earnings per common share - Basic	\$ 0.47	\$ 0.46	\$ 0.24	\$ 0.48
Earnings per common share - Diluted	\$ 0.47	\$ 0.46	\$ 0.23	\$ 0.47
Weighted-average common shares outstanding - Basic	10,556,261	10,576,643	10,589,126	10,602,266
Weighted-average common shares outstanding - Diluted	10,571,383	10,597,033	10,692,555	10,718,465

<i>(Dollars in thousands, except per share data)</i>	2012			
	First Quarter	Second Quarter	Third Quarter	Fourth Quarter
Total interest income	\$ 17,612	\$ 17,341	\$ 16,942	\$ 17,575
Total interest expense	4,180	3,729	3,621	3,465
Net interest income	13,432	13,612	13,321	14,110
Recovery of loan losses	(2,137)	(1,120)	(956)	(503)
Net loss on asset disposals and other transactions	(3,062)	(43)	(161)	(1,060)
Net gain on investment securities	3,163	—	112	273
Other income	9,082	8,498	8,572	8,819
Intangible asset amortization	107	109	134	159
Acquisition-related expenses	2	231	265	71
Other expenses	14,907	15,346	15,267	16,876
Income tax expense	3,079	2,471	2,310	1,665
Net income	\$ 6,657	\$ 5,030	\$ 4,824	\$ 3,874
Earnings per common share - Basic	\$ 0.63	\$ 0.47	\$ 0.45	\$ 0.36
Earnings per common share - Diluted	\$ 0.63	\$ 0.47	\$ 0.45	\$ 0.36
Weighted-average common shares outstanding - Basic	10,513,388	10,524,429	10,530,800	10,542,810
Weighted-average common shares outstanding - Diluted	10,513,388	10,524,429	10,530,876	10,542,810

PART III

ITEM 10. DIRECTORS, EXECUTIVE OFFICERS AND CORPORATE GOVERNANCE

The information concerning (a) directors of Peoples Bancorp Inc. (“Peoples”), (b) the procedures by which shareholders of Peoples may recommend nominees to Peoples' Board of Directors, (c) the Audit Committee of Peoples' Board of Directors and (d) the Board of Directors' determination that Peoples has an “audit committee financial expert” serving on its Audit Committee required by Items 401, 407(c)(3), 407(d)(4) and 407(d)(5) of SEC Regulation S-K will be included in the sections captioned “PROPOSAL NUMBER 1: ELECTION OF DIRECTORS”, “THE BOARD AND COMMITTEES OF THE BOARD” and “NOMINATING PROCEDURES” of the definitive Proxy Statement of Peoples Bancorp Inc. relating to the Annual Meeting of Shareholders to be held April 24, 2014 (“Peoples' Definitive Proxy Statement”), which sections are incorporated herein by reference. The procedures by which shareholders of Peoples may recommend nominees to Peoples' Board of Directors have not changed materially from those described in Peoples' definitive Proxy Statement for the 2013 Annual Meeting of Shareholders held on April 25, 2013.

The information regarding Peoples' executive officers required by Item 401 of SEC Regulation S-K will be included in the section captioned “EXECUTIVE OFFICERS” of Peoples' Definitive Proxy Statement, which section is incorporated herein by reference.

The information required by Item 405 of SEC Regulation S-K will be included under the caption “SECTION 16(a) BENEFICIAL OWNERSHIP REPORTING COMPLIANCE” of Peoples' Definitive Proxy Statement, which section is incorporated herein by reference.

The Board of Directors of Peoples has adopted charters for each of the Audit Committee, the Compensation Committee and the Governance and Nominating Committee.

In accordance with the requirements of Rule 5610 of the NASDAQ Stock Market Corporate Governance Requirements, the Board of Directors of Peoples has adopted a Code of Ethics covering the directors, officers and employees of Peoples and its subsidiaries, including, without limitation, the principal executive officer, the principal financial officer and the principal accounting officer of Peoples. Peoples intends to disclose the following events, if they occur, in a Current Report on Form 8-K and on the “Corporate Governance” page of Peoples' Internet website at www.peoplesbancorp.com within four business days following their occurrence:

- (A) the date and nature of any amendment to a provision of Peoples' Code of Ethics that
 - (i) applies to the principal executive officer, principal financial officer, principal accounting officer or controller of Peoples, or persons performing similar functions,
 - (ii) relates to any element of the code of ethics definition set forth in Item 406(b) of SEC Regulation S-K, and
 - (iii) is not a technical, administrative or other non-substantive amendment; and
- (B) a description (including the nature of the waiver, the name of the person to whom the waiver was granted and the date of the waiver) of any waiver, including an implicit waiver, from a provision of the Code of Ethics granted to the principal executive officer, principal financial officer, principal accounting officer or controller of Peoples, or persons performing similar functions, that relates to one or more of the elements of the code of ethics definition set forth in Item 406(b) of SEC Regulation S-K.

In addition, Peoples will disclose any waivers from the provisions of the Code of Ethics granted to a director or executive officer of Peoples in a Current Report on Form 8-K within four business days following their occurrence.

Each of the Code of Ethics, the Audit Committee Charter, the Governance and Nominating Committee Charter and the Compensation Committee Charter is posted under the "Governance Documents" tab on the “Corporate Governance” page of Peoples' Internet website. Interested persons may also obtain copies of the Code of Ethics without charge by writing to Peoples Bancorp Inc., Attention: Corporate Secretary, 138 Putnam Street, P.O. Box 738, Marietta, Ohio 45750-0738.

ITEM 11. EXECUTIVE COMPENSATION

The information required by this Item 11 will be included in the sections captioned “COMPENSATION COMMITTEE INTERLOCKS AND INSIDER PARTICIPATION”, “EXECUTIVE COMPENSATION: COMPENSATION DISCUSSION AND ANALYSIS”, “SUMMARY COMPENSATION TABLE FOR 2013”, “GRANTS OF PLAN-BASED AWARDS FOR 2013”, “OUTSTANDING EQUITY AWARDS AT FISCAL YEAR-END 2013”, “OPTION EXERCISES AND STOCK VESTED FOR 2013”, “PENSION BENEFITS FOR 2013”, “NONQUALIFIED DEFERRED COMPENSATION FOR 2013”, “OTHER POTENTIAL PAYMENTS UPON TERMINATION OR CHANGE-IN-CONTROL”, “DIRECTOR COMPENSATION” and “COMPENSATION COMMITTEE REPORT” of Peoples' Definitive Proxy Statement, which sections are incorporated herein by reference.

ITEM 12. SECURITY OWNERSHIP OF CERTAIN BENEFICIAL OWNERS AND MANAGEMENT AND RELATED STOCKHOLDER MATTERS

The information required by this Item 12 regarding the security ownership of certain beneficial owners and management will be included in the section captioned “SECURITY OWNERSHIP OF CERTAIN BENEFICIAL OWNERS AND MANAGEMENT” of Peoples' Definitive Proxy Statement, which section is incorporated herein by reference.

Equity Compensation Plan Information

The table below provides information as of December 31, 2013, with respect to compensation plans under which common shares of Peoples are authorized for issuance to directors, officers or employees in exchange for consideration in the form of goods or services. These compensation plans include:

- (i) the Peoples Bancorp Inc. 1995 Stock Option Plan (the “1995 Plan”);
- (ii) the Peoples Bancorp Inc. 1998 Stock Option Plan (the “1998 Plan”);
- (iii) the Peoples Bancorp Inc. 2002 Stock Option Plan (the “2002 Plan”);
- (iv) the Peoples Bancorp Inc. Second Amended and Restated 2006 Equity Plan (the “2006 Plan”); and
- (v) the Peoples Bancorp Inc. Second Amended and Restated Deferred Compensation Plan for Directors of Peoples Bancorp Inc. and Subsidiaries (the “Deferred Compensation Plan”).

All of these compensation plans were approved by the shareholders of Peoples.

Plan Category	(a) Number of common shares to be issued upon exercise of outstanding options, warrants and rights	(b) Weighted- average exercise price of outstanding options, warrants and rights	(c) Number of common shares remaining available for future issuance under equity compensation plans (excluding common shares reflected in column (a))
Equity compensation plans approved by shareholders	318,113 ⁽¹⁾	\$ 27.42 ⁽²⁾	512,476 ⁽³⁾
Equity compensation plans not approved by shareholders	—	—	—
Total	318,113	\$ 27.42	512,476

- (1) Includes an aggregate of 92,709 common shares issuable upon exercise of options granted under the 1995 Plan, the 1998 Plan and the 2002 Plan and options and stock appreciation rights granted under the 2006 Plan and 157,330 restricted common shares subject to time-based or performance-based vesting restrictions, and 68,074 common shares allocated to participants' bookkeeping accounts under the Deferred Compensation Plan.
- (2) Represents weighted-average exercise price of outstanding options granted under the 1995 Plan, the 1998 Plan and the 2002 Plan and options and stock appreciation rights granted under the 2006 Plan. The weighted-average exercise price does not take into account the common shares allocated to participants' time-based or performance-based restricted stock awards or bookkeeping accounts under the Deferred Compensation Plan.
- (3) Includes 512,476 common shares remaining available for future grants under the 2006 Plan at December 31, 2013. No common shares were available for future grants under the 1995 Plan, the 1998 Plan and the 2002 Plan at

December 31, 2013. No amount is included for potential future allocations to participants' bookkeeping accounts under the Deferred Compensation Plan since the terms of the Deferred Compensation Plan do not provide for a specified limit on the number of common shares which may be allocated to participants' bookkeeping accounts.

Additional information regarding Peoples' stock-based compensation plans can be found in Note 17 of the Notes to the Consolidated Financial Statements.

Since 1991, Peoples has maintained the Deferred Compensation Plan, which provides a non-employee director of Peoples the ability to defer all or part of the compensation, and related federal income tax, received for services provided as a director of Peoples or one of its subsidiaries. Since 1998, directors participating in the Deferred Compensation Plan have been permitted to allocate their deferrals between a cash account and a stock account. The cash account earns interest equal to Peoples Bank's three-year certificate of deposit interest rate. The stock account receives allocations to a bookkeeping account of Peoples' common shares on the first business day of each calendar quarter based upon amounts deferred during the previous calendar quarter and fair market value of Peoples' common shares and is credited with subsequent cash dividends on the common shares previously allocated to the account (which will be similarly credited to the bookkeeping account as Peoples' common shares). The only right a participant in the Deferred Compensation Plan for Directors has with respect to his or her cash account and/or stock account is to receive distributions upon termination of service as a director. Distribution of the deferred amounts is made in a lump sum or annual installments. The stock account is distributed in common shares of Peoples or in cash as elected by each participant and the cash account is distributed only in cash.

In addition, Peoples maintains the Peoples Bancorp Inc. Retirement Savings Plan, which is intended to meet the qualification requirements of Section 401(a) of the Internal Revenue Code of 1986, as amended.

ITEM 13. CERTAIN RELATIONSHIPS AND RELATED TRANSACTIONS, AND DIRECTOR INDEPENDENCE

The information required by this Item 13 will be included in the sections captioned "TRANSACTIONS WITH RELATED PERSONS", "PROPOSAL NUMBER 1: ELECTION OF DIRECTORS", "THE BOARD AND COMMITTEES OF THE BOARD" and "COMPENSATION COMMITTEE INTERLOCKS AND INSIDER PARTICIPATION" of Peoples' Definitive Proxy Statement, which sections are incorporated by reference.

ITEM 14. PRINCIPAL ACCOUNTANT FEES AND SERVICES

The information required by this Item 14 will be included in the section captioned "INDEPENDENT REGISTERED PUBLIC ACCOUNTING FIRM" of Peoples' Definitive Proxy Statement, which section is incorporated herein by reference.

PART IV

ITEM 15. EXHIBITS AND FINANCIAL STATEMENT SCHEDULES

(a)(1) Financial Statements:

The following consolidated financial statements of Peoples Bancorp Inc. and subsidiaries are included in Item 8:

	<u>Page</u>
Report of Management's Assessment of Internal Control Over Financial Reporting	62
Report of Independent Registered Public Accounting Firm (Ernst & Young LLP) on Effectiveness of Internal Control Over Financial Reporting	63
Report of Independent Registered Public Accounting Firm (Ernst & Young LLP) on Consolidated Financial Statements	64
Consolidated Balance Sheets as of December 31, 2013 and 2012	65
Consolidated Statements of Income for each of the three years in the period ended December 31, 2013	66
Consolidated Statements of Comprehensive Income for each of the three years in the period ended December 31, 2013	67
Consolidated Statements of Stockholders' Equity for each of the three years in the period ended December 31, 2013	68
Consolidated Statements of Cash Flows for each of the three years in the period ended December 31, 2013	69
Notes to the Consolidated Financial Statements	70
Peoples Bancorp Inc. (Parent Company Only Financial Information is included in Note 19 of the Notes to the Consolidated Financial Statements)	107

(a)(2) Financial Statement Schedules

All schedules for which provision is made in the applicable accounting regulations of the Securities and Exchange Commission are not required under the related instructions or are inapplicable and, therefore, have been omitted.

(a)(3) Exhibits

Exhibits filed or furnished with this Annual Report on Form 10-K are included herewith or incorporated herein by reference. For a list of such exhibits, see "Exhibit Index" beginning at page 115. The Exhibit Index specifically identifies each management contract or compensatory plan or arrangement required to be filed as an exhibit to this Form 10-K.

(b) Exhibits

Exhibits filed or furnished with this Annual Report on Form 10-K are included herewith or incorporated herein by reference. For a list of such exhibits, see "Exhibit Index" beginning at page 115.

(c) Financial Statement Schedules

None.

EXHIBIT INDEX

PEOPLES BANCORP INC. ANNUAL REPORT ON FORM 10-K FOR THE FISCAL YEAR ENDED DECEMBER 31, 2013

Exhibit Number	Description	Exhibit Location
3.1(a)	Amended Articles of Incorporation of Peoples Bancorp Inc. (as filed with the Ohio Secretary of State on May 3, 1993)	Incorporated herein by reference to Exhibit 3(a) to the Registration Statement on Form 8-B of Peoples Bancorp Inc. ("Peoples") filed July 20, 1993 (File No. 0-16772)
3.1(b)	Certificate of Amendment to the Amended Articles of Incorporation of Peoples Bancorp Inc. (as filed with the Ohio Secretary of State on April 22, 1994)	Incorporated herein by reference to Exhibit 3(a)(2) to Peoples' Annual Report on Form 10-K for the fiscal year ended December 31, 1997 (File No. 0-16772) ("Peoples' 1997 Form 10-K")
3.1(c)	Certificate of Amendment to the Amended Articles of Incorporation of Peoples Bancorp Inc. (as filed with the Ohio Secretary of State on April 9, 1996)	Incorporated herein by reference to Exhibit 3(a)(3) to Peoples' 1997 Form 10-K
3.1(d)	Certificate of Amendment to the Amended Articles of Incorporation of Peoples Bancorp Inc. (as filed with the Ohio Secretary of State on April 23, 2003)	Incorporated herein by reference to Exhibit 3(a) to Peoples' Quarterly Report on Form 10-Q for the quarterly period ended March 31, 2003 (File No. 0-16772) ("Peoples' March 31, 2003 Form 10-Q")
3.1(e)	Certificate of Amendment by Shareholders to the Amended Articles of Incorporation of Peoples Bancorp Inc. (as filed with the Ohio Secretary of State on January 22, 2009)	Incorporated herein by reference to Exhibit 3.1 to Peoples' Current Report on Form 8-K dated and filed on January 23, 2009 (File No. 0-16772)
3.1(f)	Certificate of Amendment by Directors to Articles filed with the Secretary of State of the State of Ohio on January 28, 2009, evidencing adoption of amendments by the Board of Directors of Peoples Bancorp Inc. to Article FOURTH of Amended Articles of Incorporation to establish express terms of Fixed Rate Cumulative Perpetual Preferred Shares, Series A, each without par value, of Peoples Bancorp Inc.	Incorporated herein by reference to Exhibit 3.1 to Peoples' Current Report on Form 8-K dated and filed on February 2, 2009 (File No. 0-16772)
3.1(g)	Amended Articles of Incorporation of Peoples Bancorp Inc. (reflecting amendments through January 28, 2009) [For SEC reporting compliance purposes only – not filed with Ohio Secretary of State]	Incorporated herein by reference to Exhibit 3.1(g) to Peoples' Annual Report on Form 10-K for the fiscal year ended December 31, 2008 (File No. 0-16772) ("Peoples' 2008 Form 10-K")
3.2(a)	Code of Regulations of Peoples Bancorp Inc.	Incorporated herein by reference to Exhibit 3(b) to Peoples' Registration Statement on Form 8-B filed July 20, 1993 (File No. 0-16772)
3.2(b)	Certified Resolutions Regarding Adoption of Amendments to Sections 1.03, 1.04, 1.05, 1.06, 1.08, 1.10, 2.03(C), 2.07, 2.08, 2.10 and 6.02 of the Code of Regulations of Peoples Bancorp Inc. by shareholders on April 10, 2003	Incorporated herein by reference to Exhibit 3(c) to Peoples' March 31, 2003 Form 10-Q
3.2(c)	Certificate regarding adoption of amendments to Sections 3.01, 3.03, 3.04, 3.05, 3.06, 3.07, 3.08 and 3.11 of the Code of Regulations of Peoples Bancorp Inc. by shareholders on April 8, 2004	Incorporated herein by reference to Exhibit 3(a) to Peoples' Quarterly Report on Form 10-Q for the quarterly period ended March 31, 2004 (File No. 0-16772)
3.2(d)	Certificate regarding adoption of amendments to Sections 2.06, 2.07, 3.01 and 3.04 of Peoples Bancorp Inc.'s Code of Regulations by the shareholders on April 13, 2006	Incorporated herein by reference to Exhibit 3.1 to Peoples' Current Report on Form 8-K dated and filed on April 14, 2006 (File No. 0-16772)
3.2(e)	Certificate regarding adoption of an amendment to Section 2.01 of Peoples Bancorp Inc.'s Code of Regulations by shareholders on April 22, 2010	Incorporated herein by reference to Exhibit 3.2(e) to Peoples' Quarterly Report on Form 10-Q/A (Amendment No. 1) for the quarterly period ended June 30, 2010 (File No. 0-16772). ("Peoples' June 30, 2010 Form 10-Q/A")

Exhibit Number	Description	Exhibit Location
3.2(f)	Code of Regulations of Peoples Bancorp Inc. (reflecting amendments through April 22, 2010) [For SEC reporting compliance purposes only]	Incorporated herein by reference to Exhibit 3.2(f) to Peoples' June 30, 2010 Form 10-Q/A
4.1	Agreement to furnish instruments and agreements defining rights of holders of long-term debt	Filed herewith
4.2	Loan Agreement, dated as of December 18, 2012, between Peoples Bancorp Inc., as Borrower, and U.S. Bank National Association, as Lender	Incorporated herein by reference to Exhibit 4.1 to Peoples' Current Report on Form 8-K, dated and filed December 21, 2012 (File No. 0-16772) ("Peoples' December 21, 2012 Form 8-K")
4.3	Revolving Credit Note in the principal sum of \$5,000,000 issued by Peoples Bancorp Inc. on December 18, 2012 to U.S. Bank National Association	Incorporated herein by reference to Exhibit 4.2 to Peoples' December 21, 2012 Form 8-K
4.4	Term Note in the principal sum of \$24,000,000 issued by Peoples Bancorp Inc. on December 18, 2012 to U.S. Bank National Association	Incorporated herein by reference to Exhibit 4.3 to Peoples' December 21, 2012 Form 8-K
4.5	Negative Pledge Agreement, dated December 18, 2012 between Peoples Bancorp Inc. and U.S. Bank National Association	Incorporated herein by reference to Exhibit 4.4 to Peoples' December 21, 2012 Form 8-K
10.1(a)	Peoples Bancorp Inc. Second Amended and Restated Deferred Compensation Plan for Directors of Peoples Bancorp Inc. and Subsidiaries (Amended and Restated Effective December 11, 2008)*	Incorporated herein by reference to Exhibit 10.1(a) to Peoples' 2008 Form 10-K
10.1(b)	First Amendment to the Second Amended and Restated Deferred Compensation Plan for Directors of Peoples Bancorp Inc. and Subsidiaries (Amended Effective October 25, 2012)*	Incorporated herein by reference to Exhibit 10.2 to Peoples' Quarterly Report on Form 10-Q for the quarterly period ended September 30, 2012 (File No. 0-16772) ("Peoples' September 30, 2012 Form 10-Q")
10.1(c)	Rabbi Trust Agreement, made January 6, 1998, between Peoples Bancorp Inc. and The Peoples Banking and Trust Company (predecessor to Peoples Bank, National Association) as Trustee*	Incorporated herein by reference to Exhibit 10.1(c) to Peoples' Annual Report on Form 10-K for the fiscal year ended December 31, 2007 (File No. 0-16772)
10.2	Peoples Bancorp Inc. Amended and Restated Incentive Award Plan (Amended and Restated Effective December 11, 2008) [Effective for the fiscal year ended December 31, 2009]*	Incorporated herein by reference to Exhibit 10.2 of Peoples' 2008 Form 10-K
10.3	Summary of Incentive Plan for Executive Officers and other employees of Peoples Bancorp Inc. [Effective for the fiscal year ended December 31, 2010]*	Incorporated herein by reference to Exhibit 10.2 (b) to Peoples' Annual Report of Form 10-K for the fiscal year ended December 31, 2009 (File No. 0-16772) ("Peoples' 2009 Form 10-K")
10.4	Summary of Peoples Bancorp Inc. Annual Incentive Program for Executive Officers and other employees of Peoples Bancorp Inc. [Effective for the fiscal year beginning January 1, 2012]*	Incorporated herein by reference to Exhibit 10.2(c) to Peoples' Annual Report of Form 10-K for the fiscal year ended December 31, 2011 (File No. 0-16772) ("Peoples' 2011 Form 10-K")
10.5	Summary of Peoples Bancorp Inc. Long Term Incentive Program for Executive Officers and other employees of Peoples Bancorp Inc. [Effective for the fiscal year beginning January 1, 2012]*	Incorporated herein by reference to Exhibit 10.2 (d) to Peoples' 2011 Form 10-K
10.6	Peoples Bancorp Inc. 1995 Stock Option Plan.*	Incorporated herein by reference to Exhibit 4 to Peoples' Registration Statement on Form S-8 filed May 24, 1995 (Registration Statement No. 33-59569)

*Management Compensation Plan or Agreement

Exhibit Number	Description	Exhibit Location
10.7	Form of Stock Option Agreement used in connection with grant of non-qualified stock options to non-employee directors of Peoples under Peoples Bancorp Inc. 1995 Stock Option Plan.*	Incorporated herein by reference to Exhibit 10(k) to Peoples' Annual Report on Form 10-K for the fiscal year ended December 31, 1995 (File No. 0-16772) ("Peoples' 1995 Form 10-K")
10.8	Form of Stock Option Agreement used in connection with grant of non-qualified stock options to non-employee directors of Peoples' subsidiaries under Peoples Bancorp Inc. 1995 Stock Option Plan.*	Incorporated herein by reference to Exhibit 10(l) to Peoples' 1995 Form 10-K
10.9	Form of Stock Option Agreement used in connection with grant of incentive stock options under Peoples Bancorp Inc. 1995 Stock Option Plan.*	Incorporated herein by reference to Exhibit 10(m) to Peoples' Annual Report on Form 10-K for the fiscal year ended December 31, 1998 (File No. 0-16772) ("Peoples' 1998 Form 10-K")
10.10	Peoples Bancorp Inc. 1998 Stock Option Plan.*	Incorporated herein by reference to Exhibit 10 to Peoples' Registration Statement on Form S-8 filed September 4, 1998 (Registration Statement No. 333-62935)
10.11	Form of Stock Option Agreement used in connection with grant of non-qualified stock options to non-employee directors of Peoples under Peoples Bancorp Inc. 1998 Stock Option Plan.*	Incorporated herein by reference to Exhibit 10(o) to Peoples' 1998 Form 10-K
10.12	Form of Stock Option Agreement used in connection with grant of non-qualified stock options to consultants/advisors of Peoples under Peoples Bancorp Inc. 1998 Stock Option Plan.*	Incorporated herein by reference to Exhibit 10(p) to Peoples' 1998 Form 10-K
10.13	Form of Stock Option Agreement used in connection with grant of incentive stock options under Peoples Bancorp Inc. 1998 Stock Option Plan.*	Incorporated herein by reference to Exhibit 10(o) to Peoples' 1999 Form 10-K
10.14	Peoples Bancorp Inc. 2002 Stock Option Plan.*	Incorporated herein by reference to Exhibit 10 to Peoples' Registration Statement on Form S-8 filed April 15, 2002 (Registration Statement No. 333-86246)
10.15	Form of Stock Option Agreement used in connection with grant of non-qualified stock options to non-employee directors of Peoples under Peoples Bancorp Inc. 2002 Stock Option Plan.*	Incorporated herein by reference to Exhibit 10(r) to Peoples' Annual Report on Form 10-K for the fiscal year ended December 31, 2002 (File No. 0-16772) ("Peoples' 2002 Form 10-K")
10.16	Form of Stock Option Agreement used in connection with grant of non-qualified stock options to directors of Peoples' subsidiaries under Peoples Bancorp Inc. 2002 Stock Option Plan.*	Incorporated herein by reference to Exhibit 10(s) to Peoples' 2002 Form 10-K
10.17	Form of Stock Option Agreement used in connection with grant of non-qualified stock options to employees of Peoples under Peoples Bancorp Inc. 2002 Stock Option Plan.*	Incorporated herein by reference to Exhibit 10(t) to Peoples' 2002 Form 10-K
10.18	Form of Stock Option Agreement used in connection with grant of incentive stock options under Peoples Bancorp Inc. 2002 Stock Option Plan.*	Incorporated herein by reference to Exhibit 10(u) to Peoples' 2002 Form 10-K
10.19	Summary of Perquisites for Executive Officers of Peoples Bancorp Inc.*	Filed herewith
10.20	Summary of Base Salaries for Executive Officers of Peoples Bancorp Inc.*	Filed herewith
10.21	Summary of Compensation for Directors of Peoples Bancorp Inc.*	Filed herewith
10.22	Peoples Bancorp Inc. Second Amended and Restated 2006 Equity Plan (approved by shareholders on April 25, 2013; sometimes referred to as "Peoples Bancorp Inc. 2006 Equity Plan")*	Incorporated herein by reference to Exhibit 10.1 to Peoples' Current Report on Form 8-K dated and filed on April 26, 2013 (File No. 0-16772)

*Management Compensation Plan or Agreement

Exhibit Number	Description	Exhibit Location
10.23	Form of Peoples Bancorp Inc. 2006 Equity Plan Nonqualified Stock Option Agreement used and to be used to evidence grant of nonqualified stock option to non-employee directors of Peoples Bancorp Inc.*	Incorporated herein by reference to Exhibit 10(c) of Peoples' Quarterly Report on Form 10-Q for the quarterly period ended June 30, 2006 (File No. 0-16772)
10.24	Form of Peoples Bancorp Inc. 2006 Equity Plan Restricted Stock Agreement for employees used and to be used to evidence awards of restricted stock granted to employees of Peoples Bancorp Inc.*	Incorporated herein by reference to Exhibit 10.29 of Peoples' Annual Report on Form 10-K for the fiscal year ended December 31, 2006 (File No. 0-16722) ("Peoples' 2006 Form 10-K")
10.25	Form of Peoples Bancorp Inc. 2006 Equity Plan SAR Agreement for employees used and to be used to evidence awards of stock appreciation rights granted to employees of Peoples Bancorp Inc.*	Incorporated herein by reference to Exhibit 10.31 of Peoples' 2006 Form 10-K
10.26	Peoples Bancorp Inc. Second Amended and Restated 2006 Equity Plan Time-Based Restricted Stock Award Agreement (for Executives) to be used for grants on and after June 27, 2013	Incorporated herein by reference to Exhibit 10.2 to Peoples' Quarterly Report on Form 10-Q for the quarterly period ended June 30, 2013 (File No. 0-16772) ("Peoples' June 30, 2013 Form 10-Q")
10.27	Peoples Bancorp Inc. Second Amended and Restated 2006 Equity Plan Time-Based Restricted Stock Award Agreement (for Non-Employee Directors) to be used for grants on and after June 27, 2013	Incorporated herein by reference to Exhibit 10.3 to Peoples' June 30, 2013 Form 10-Q
10.28	Peoples Bancorp Inc. Nonqualified Deferred Compensation Plan (adopted effective July 25, 2013)	Incorporated herein by reference to Exhibit 10.4 to Peoples' June 30, 2013 Form 10-Q
10.29	Peoples Bancorp Inc. Second Amended and Restated 2006 Equity Plan Performance-Based Restricted Stock Award Agreement (for Executives) to be used for grants on and after July 25, 2013	Incorporated herein by reference to Exhibit 10.5 to Peoples' June 30, 2013 Form 10-Q
10.30	Amended and Restated Change in Control Agreement, between Peoples Bancorp Inc. and Carol A. Schneeberger (amended and restated effective December 11, 2008)*	Incorporated herein by reference to Exhibit 10.21 to Peoples' 2008 Form 10-K
10.31	Amended and Restated Change in Control Agreement, between Peoples Bancorp Inc. and Edward G. Sloane (amended and restated effective December 11, 2008)*	Incorporated herein by reference to Exhibit 10.34 to Peoples' 2008 Form 10-K
10.32	Change in Control Agreement between Peoples Bancorp Inc. and Daniel K. McGill (adopted September 14, 2009)*	Incorporated herein by reference to Exhibit 10.1 to Peoples' Quarterly Report on Form 10-Q for the quarterly period ended September 30, 2009 (File No. 0-16722)
10.33	Change in Control Agreement between Peoples Bancorp Inc. and Richard W. Stafford (adopted February 8, 2010)*	Incorporated herein by reference to Exhibit 10.31 to Peoples' 2009 Form 10-K
10.34	Change in Control Agreement between Peoples Bancorp Inc. and Timothy H. Kirtley (adopted August 29, 2011).*	Incorporated herein by reference to Exhibit 10.1 to Peoples' Quarterly Report on Form 10-Q for the quarterly period ended September 30, 2011 (File No. 0-16772)
10.35	Change in Control Agreement between Peoples Bancorp Inc. and Charles W. Sulerzyski (adopted April 4, 2011).*	Incorporated herein by reference to Exhibit 10.2 to Peoples' Quarterly Report on Form 10-Q for the quarterly period ended June 30, 2011 (File No. 0-16772)
10.36	Form of Peoples Bancorp Inc. 2006 Equity Plan Performance-Based Restricted Stock Agreement for employees used and to be used to evidence awards of performance-based restricted stock granted to employees of Peoples Bancorp Inc. *	Incorporated herein by reference to Exhibit 10.8 to Peoples' Quarterly Report on Form 10-Q for the quarterly period ended March 31, 2011 (File No. 0-16772)

*Management Compensation Plan or Agreement

Exhibit Number	Description	Exhibit Location
10.37	Form of Peoples Bancorp Inc. Amended and Restated 2006 Equity Plan Performance-Based Restricted Stock Agreement for executives used to evidence awards of performance-based restricted stock granted to executives of Peoples Bancorp Inc. (from January 1, 2012 to July 24, 2013)*	Incorporated herein by reference to Exhibit 10.41 to Peoples' 2011 Form 10-K
10.38	Form of Peoples Bancorp Inc. Amended and Restated 2006 Equity Plan Time-Based Restricted Stock Agreement for executives used to evidence awards of time-based restricted stock granted to executives of Peoples Bancorp Inc. (from January 1, 2012 to June 26, 2013)*	Incorporated herein by reference to Exhibit 10.43 to Peoples' 2011 Form 10-K
10.39	Form of Peoples Bancorp Inc. Amended and Restated 2006 Equity Plan Time-Based Restricted Stock Award Agreement for executives used and to be used to evidence awards of time-based restricted stock granted to executives of Peoples Bancorp Inc. *	Incorporated herein by reference to Exhibit 10.1 to Peoples' September 30, 2012 Form 10-Q
21	Subsidiaries of Peoples Bancorp Inc.	Filed herewith
23	Consent of Independent Registered Public Accounting Firm - Ernst & Young LLP	Filed herewith
24	Powers of Attorney of Directors and Executive Officers of Peoples Bancorp Inc.	Filed herewith
31.1	Rule 13a-14(a)/15d-14(a) Certifications [President and Chief Executive Officer]	Filed herewith
31.2	Rule 13a-14(a)/15d-14(a) Certifications [Executive Vice President, Chief Financial Officer and Treasurer]	Filed herewith
32	Certifications Pursuant to Section 1350 of Chapter 63 of Title 18 of the United States Code [President and Chief Executive Officer; and Executive Vice President, Chief Financial Officer and Treasurer]	Furnished herewith
101.INS	XBRL Instance Document	Submitted electronically herewith #
101.SCH	XBRL Taxonomy Extension Schema Document	Submitted electronically herewith #
101.CAL	XBRL Taxonomy Extension Calculation Linkbase Document	Submitted electronically herewith #
101.LAB	XBRL Taxonomy Extension Label Linkbase Document	Submitted electronically herewith #
101.PRE	XBRL Taxonomy Extension Presentation Linkbase Document	Submitted electronically herewith #
101.DEF	XBRL Taxonomy Extension Definition Linkbase Document	Submitted electronically herewith #

*Management Compensation Plan or Agreement

Attached as Exhibit 101 to the Annual Report on Form 10-K for the fiscal year ended December 31, 2013 of Peoples Bancorp Inc. are the following documents formatted in XBRL (eXtensive Business Reporting Language): (i) Consolidated Balance Sheets at December 31, 2013 and December 31, 2012; (ii) Consolidated Statements of Income for the years ended December 31, 2013, 2012 and 2011; (iii) Consolidated Statements of Comprehensive Income for the years ended December 31, 2013, 2012 and 2011; (iv) Consolidated Statements of Stockholders' Equity for the years ended December 31, 2013, 2012 and 2011; (v) Consolidated Statements of Cash Flows for the years ended December 31, 2013, 2012 and 2011 and (vi) Notes to the Consolidated Financial Statements.

THIS PAGE INTENTIONALLY
LEFT BLANK



Map and Locations

Ohio

Athens County

Athens

Nelsonville

The Plains

Cuyahoga County

Beachwood

Fairfield County

Baltimore

Lancaster

Franklin County

Worthington

Gallia County

Gallipolis

Guernsey County

Byesville

Cambridge

Jackson County

Jackson

Meigs County

Pomeroy

Morgan County

McConnelsville

Muskingum County

Zanesville

Noble County

Caldwell

Ross County

Chillicothe

Tuscarawas County

New Philadelphia

Washington County

Belpre

Lowell

Marietta

Reno

West Virginia

Cabell County

Huntington

Kanawha County

Charleston

Mason County

Point Pleasant

Tyler County

Sistersville

Wetzel County

New Martinsville

Wood County

Parkersburg

Vienna

Kentucky

Boyd County

Ashland

Summit

Greenup County

Greenup

Russell

Pike County

Pikeville



Left to right: T. Sauber, T. Abraham, J. Huggins, G. Broughton, S. Rector, C. Baker, C. Sulerzyski, R. Ferguson, D. Mead, B. Jones and T. Wolf

Peoples Bancorp Inc. and Peoples Bank Directors

TARA M. ABRAHAM
Chairman and Co-CEO, Accel, Inc.

CARL L. BAKER, JR.
President and Chief Executive Officer
B & N Coal, Inc.

GEORGE W. BROUGHTON
Owner and President
Broughton Commercial Properties, LLC
GWB Specialty Foods, LLC
GWB Oil & Gas, LLC

RICHARD FERGUSON
Chairman, Peoples Bancorp Inc.
Owner, Ferguson Consulting, LLC

JAMES S. HUGGINS
Attorney-At-Law, Theisen Brock, LPA

BRENDA F. JONES, M.D.
Medical Director
Marietta Ophthalmology Associates, Inc.

DAVID L. MEAD
Associate Professor, Marietta College

SUSAN D. RECTOR
Attorney-At-Law, Ice Miller LLP

T. PAT SAUBER
Vice President, T.C.K.S., Inc.

CHUCK SULERZYSKI
President and Chief Executive Officer
Peoples Bancorp Inc. and Peoples Bank

THOMAS J. WOLF
Owner, McDonald's Restaurants

Meet Our Officers and Directors Emeritus

Peoples Bancorp Inc. Officers

CHUCK SULERZYSKI
President and Chief Executive Officer

TIMOTHY H. KIRTLEY
Executive Vice President
Chief Credit Officer

DANIEL K. MCGILL
Executive Vice President
Chief Commercial Banking Officer

CAROL A. SCHNEEBERGER
Executive Vice President
Chief Administrative Officer

EDWARD G. SLOANE
Executive Vice President
Chief Financial Officer and Treasurer

RICHARD W. STAFFORD
Executive Vice President
Sales and Marketing

M. RYAN KIRKHAM
Corporate Counsel and
Corporate Secretary

KATHRYN M. BAILEY
Controller

AMY M. AUCH
Assistant Corporate Secretary

CATHY M. LAWRENCE
Assistant Corporate Secretary

Peoples Bank
Director Emeritus
HAROLD D. LAUGHLIN

Peoples Bancorp Inc.
Directors Emeritus
DAVE M. ARCHER

JEWELL BAKER

FRANK L. CHRISTY

WILFORD D. DIMIT

BARTON S. HOLL

FRED R. PRICE

ROBERT W. PRICE

PAUL T. THEISEN

JOSEPH H. WESEL

Market Makers

Stockholder Information

Stock Listing

NASDAQ Symbol: PEBO

NASDAQ Global Select Market, CUSIP 709789101

Alternate Newspaper Listings: PEBOOH and PeBcOh

Corporate Offices

Peoples' Headquarters:

138 Putnam Street, PO Box 738

Marietta, OH 45750-0738

Investor Relations phone number: 740.374.6136

peoplesbancorp.com

Stock Transfer Agent, Registrar

Shareowner Services

161 N. Concord Exchange

South St. Paul, MN 55075

800.468.9716 · shareowneronline.com

General Shareholder Inquiries

Peoples Bancorp Inc.

Attn: Investor Relations

138 Putnam Street, PO Box 738

Marietta, OH 45750-0738

Market Makers in Peoples Bancorp Inc. Stock

Wedbush Securities Inc.

213.688.8000

Citigroup Global Markets Inc.

800.223.7743

Sandler O'Neill & Partners

800.635.6860

Goldman Sachs

800.221.8320

UBS Securities LLC

800.421.6172

RBC Capital Markets

800.285.4964

Knight Equity Markets L.P.

800.222.4910

Barclays Capital Inc.

212.412.4000

Credit Suisse First Boston

212.325.2000

Deutsche Bank Securities Inc.

212.250.2500

Merrill Lynch

800.937.0516

Morgan Stanley & Co. Inc.

800.223.6559

Sweny Cartwright & Co.

800.334.7481



Peoples Bancorp® is a federally registered service mark of Peoples Bancorp Inc. The three arched ribbons logo and Working Together. Building Success.® are federally registered service marks of Peoples Bank, National Association.





Our Promise

We will work side by side to overcome challenges and seize opportunities. We listen and work with you. Together we build and execute thoughtful plans and actions, blending our experience and expertise, to move you toward your goals. Our core difference is providing you peace of mind, confidence, and clarity in your financial life.

Our Core Values

Peoples' Core Values represent how we do business and our never-ending pursuit of creating value for our clients. Our strategies to serve clients and enhance shareholder value often change, but our Core Values remain constant.

Business With Integrity

Continuous Will to Win

Trust Among Clients, Communities, and Associates

Commitment to Communities

Clients are our Focus

Development of Associate Skills



Working Together. Building Success.®



**SCAN FOR
ONLINE VERSION**



Call.

800.374.6123



Click.

peoplesbancorp.com



Come In.

Visit your local office

138 Putnam Street | PO Box 738 | Marietta, OH 45750