



COSTAMARE Inc.



2012 ANNUAL REPORT

# Company History



2013

Costamare takes delivery of its first two newbuildings since the IPO, executing on its expansion plan.

2012

Costamare successfully completes two follow-on equity offerings in March and October 2012, issuing 7.5 million and 7.0 million shares, respectively (NYSE:CMRE).

2011

Costamare continues to expand its fleet opportunistically, taking delivery of ten secondhand vessels and contracting to purchase 10 newbuildings.

2010

Costamare successfully completes initial public offering in November 2010, issuing 13.3 million shares.

2006

Costamare takes delivery of some of the largest containerships in the world (9500 TEU) and commences long term relationship with China's COSCO.

2005

Costamare establishes Shanghai Costamare, one of the first foreign shipmanagement companies in China.

1998

Mr. Konstantinos V. Konstantakopoulos assumes management of Costamare.

1992

Costamare disposes of remaining bulk carriers and becomes a dedicated containership owner/operator.

1980's

Costamare becomes the first Greek company to enter into the containership market with its purchase of its first five containerships.

1974

After 20 years of sailing experience on merchant ships, Captain Vasileios Konstantakopoulos establishes Costamare and acquires the first 2,000 ton general cargo ship.



**CMRE**  
**LISTED**  
**NYSE**





COSTAMARE Inc.

*“ I would like to share with you our great anticipation for 2013, as we expect to see the cash flow generation from the capital we invested in the summer of 2010 and subsequently in 2011 after our IPO. ”*

*Konstantinos V. Konstantakopoulos  
Chairman and Chief Executive Officer*



# Letter from the CEO

## Fellow Shareholders,

The year 2012 marked our 20th year in our 37-year history as a focused and dedicated containership owner. During the year, we continued to enhance Costamare's competitive position in the industry and maintain its strong balance sheet.

Before we discuss the review of 2012, I would like to share with you our great anticipation for 2013, as we expect to see the cash-flow generation from the capital we invested in the summer of 2010 and subsequently in 2011 after our IPO.

In March and April 2013, we took delivery of the first two out of the ten 9,000 TEU latest generation vessels we have on order. All ten vessels have been chartered and fully financed in advance and are expected to contribute in excess of \$1.3 billion of contracted revenues throughout the duration of their charters, some of which will last 10 years.

In addition, Costamare is currently in a favorable position to grow further, by taking advantage of the developing opportunities presented in the market today. Our contracted revenue of \$2.8 billion together with the prudent and proactive management of our balance sheet, provide us with the strength and flexibility at a time when the market is hovering at historical low levels for both asset values and earnings. Historically, following similar market troughs, Costamare was able to generate above average returns on its invested capital.

During 2012 we decided to further enhance our already strong balance sheet, while also improving the liquidity of our stock and expanding our shareholder base, by successfully executing two follow-on offerings, raising total gross proceeds of approximately \$204 million. Consequently, total cash and equivalents at year-end were at \$314 million.



### 2012 Review

In 2012, Costamare achieved solid financial results, highlighted by net income of \$81.1 million for the twelve months ended December 31, 2012. As a result, we were able to continue rewarding our shareholders since we went public in November 2010, by paying an increased dividend of \$0.27 per share each quarter.

We attained these results despite an oversupply of containership vessels, which depressed both asset values and spot charter rates in 2012.

Against this background, we continued to grow our current and future revenue and earnings capacity in a sustainable manner. During the year we agreed to acquire four second-hand containerships. Of these four, the three youngest and biggest vessels were chartered to Evergreen Marine, further enhancing our strong relationship with this major Asian liner company.

Costamare has manageable re-chartering risk for 2013, as only 8% of the fleet in terms of TEUs is due for renewal. However, at this low point of the cycle, re-chartering could be more of an opportunity rather than a risk.

At Costamare, we strive to operate our fleet to the highest standard. On January 2013 we entered into a cooperation agreement with V Ships, one of the biggest third-party ship managers in the world, which we believe will provide us with the resources needed to achieve our growth plans, the flexibility to adjust the size of our fleet depending on market conditions in a highly cyclical industry as well as the ability to manage our vessels at a lower cost.

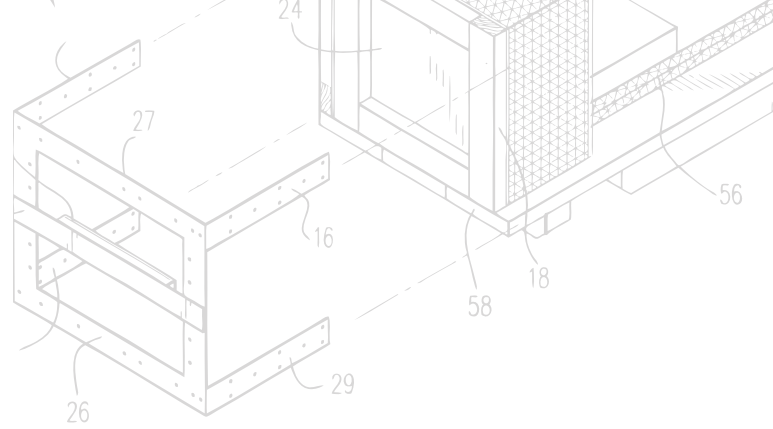
Going forward, our goal remains to grow our earnings capacity in a prudent, counter-cyclical and opportunistic way, so we can reward our shareholders over the long term while enhancing our reputation and relationship with our clients.

Thank you for your interest and support.



Sincerely,

*Konstantinos V. Konstantakopoulos*  
Chairman & CEO



# Corporate Profile

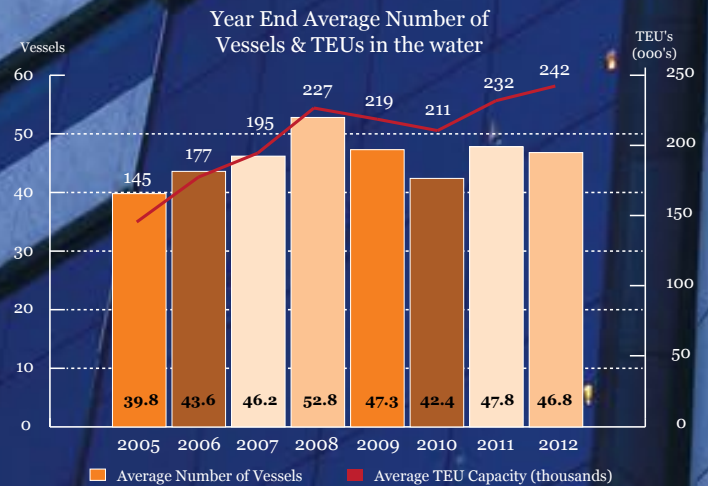


Costamare Inc. is one of the world's leading owners and providers of containerships for charter. Costamare Inc. has 38 years of history in the international shipping industry and a fleet of 56 containerships, with a total capacity of approximately 328,000 twenty foot equivalent units (TEU) including 8 newbuild containerships on order.

Our strategy is to time-charter our containerships to a geographically diverse, financially strong and loyal group of leading liner companies. Our containerships operate primarily under multi-year time charters and therefore are not subject to the effect of seasonal variations in demand.

Our goal is to continuously create shareholder value by prudently growing our fleet. We follow a portfolio approach on our charters in order to ensure that we meet our debt obligations and maintain our dividend payments, without limiting potential upside.


Our common shares are listed on the New York Stock Exchange under the symbol "CMRE".



## Fleet Profile

Vessels including Newbuildings (as of April 29, 2013)

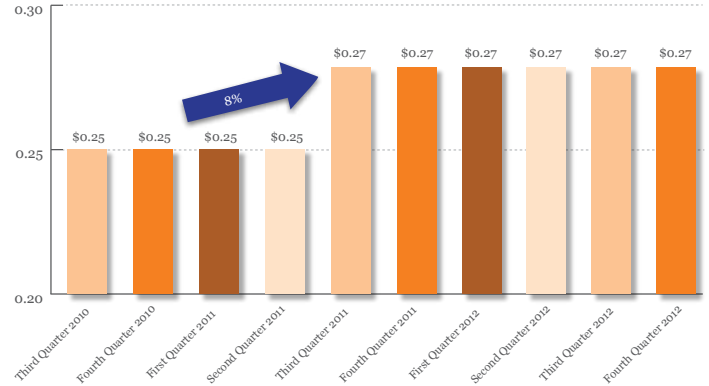
Vessel Class	Capacity (TEU)	Fleet
VLCS	8500-10000	16
Post Panamax	5100- 8500	13
Panamax	3500- 5100	13
Sub Panamax	2000- 3500	11
Feeder	up to 2000	3
<b>Total</b>		<b>56</b>



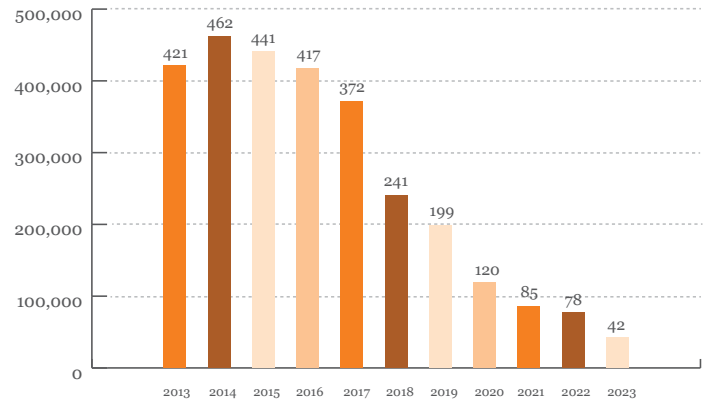
# Investment Highlights

- Large, established company with a substantial fleet in the water
  - ▶ Costamare is one of the top five non-KG containership owners <sup>1</sup>
  - ▶ 48 vessels in the water as of April 29, 2013
- Strong track record of value creation throughout business cycles
  - ▶ Consistently generated return on equity of over 25% on average over the last five years
  - ▶ Maintained profitability over the years, even during the 2008-09 financial crisis
- Attractive dividend with the potential for future growth
- Strong, visible & growing cash flows
  - ▶ Total of USD \$2.8 billion (including Owners options) of Contracted Revenues with a remaining time charter average (weighted by TEU) duration of 5.1 years as of April 29, 2013
  - ▶ Expect to take delivery of seven new vessels in 2013 & one new vessel in 2014 as of April 29, 2013
  - ▶ Approximately 85% of loan portfolio is fully hedged from floating interest rates to fixed interest rates
  - ▶ Smooth amortization schedule for outstanding indebtedness
- High quality customers
  - ▶ Current long-term relationships with six of the top six global carriers, including several relationships of over 20 years
- Strong Balance Sheet
  - ▶ Low leverage combined with a smooth amortization schedule minimizes re-financing risk
- Management team that led the company safely through the challenges of the recent global financial crisis in 2008-09, including avoiding any bank covenant breaches or defaults

Consistent Quarterly Dividend in US Dollars, Dividend Distribution

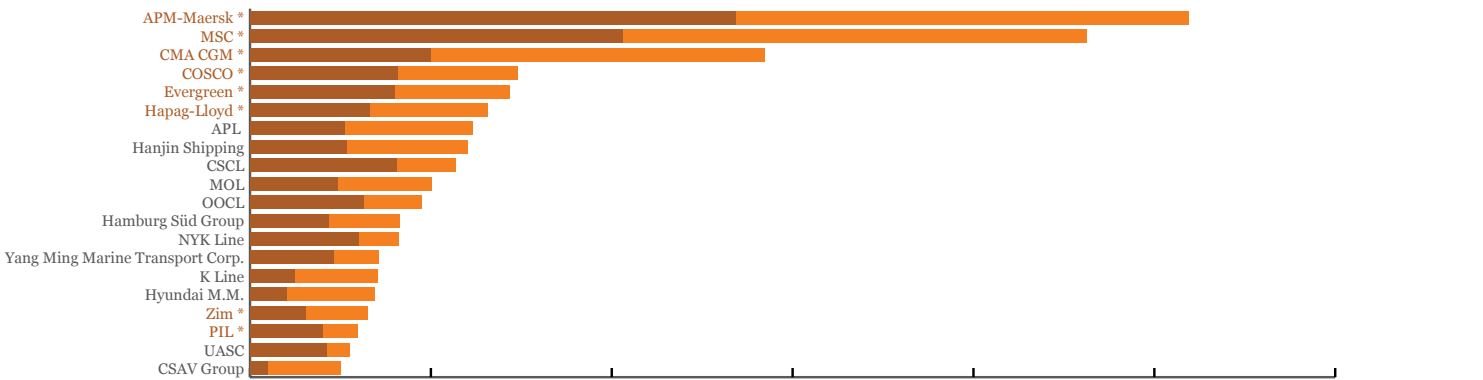


Contracted Revenues as of Dec.31, 2012



## Client Relations

### Top 20 Global Carriers



\* Current Costamare Charterers    Owned    Chartered

Source: Alphaliner, March 2013

<sup>1</sup> Kommanditgesellschaft, or KG, is a form of German limited liability partnership.

# Fleet Profile

(as of April 29, 2013)

Vessel Name	Charterer	Year Built	Capacity (TEU)	Vessel Name	Charterer	Year Built	Capacity (TEU)
COSCO GUANGZHOU	COSCO	2006	9,469	ZIM PIRAEUS	ZIM	2004	4,992
COSCO NINGBO	COSCO	2006	9,469	SINGAPORE EXPRESS	Hapag Lloyd	2000	4,890
COSCO YANTIAN	COSCO	2006	9,469	OAKLAND EXPRESS	Hapag Lloyd	2000	4,890
COSCO BEIJING	COSCO	2006	9,469	HALIFAX EXPRESS	Hapag Lloyd	2000	4,890
COSCO HELLAS	COSCO	2006	9,469	MSC MANDRAKI	MSC	1988	4,828
MSC ATHENS	MSC	2013	8,827	MSC MYKONOS	MSC	1988	4,828
MSC ATHOS	MSC	2013	8,827	MSC ULSAN	MSC	2002	4,132
NAVARINO	Evergreen	2010	8,531	MSC ANTWERP	MSC	1993	3,883
MAERSK KAWASAKI	A.P. Moller-Maersk	1997	7,403	MSC KYOTO	MSC	1981	3,876
MAERSK KURE	A.P. Moller-Maersk	1996	7,403	KORONI	Evergreen	1998	3,842
MAERSK KOKURA	A.P. Moller-Maersk	1997	7,403	KYPARISSIA	Evergreen	1998	3,842
MSC METHONI	MSC	2003	6,724	KARMEN	Sea Consortium	1991	3,351
SEALAND NEW YORK	A.P. Moller-Maersk	2000	6,648	MARINA	Evergreen	1992	3,351
MAERSK KOBE	A.P. Moller-Maersk	2000	6,648	KONSTANTINA	Evergreen	1992	3,351
SEALAND WASHINGTON	A.P. Moller-Maersk	2000	6,648	AKRITAS	Hapag Lloyd	1987	3,152
SEALAND MICHIGAN	A.P. Moller-Maersk	2000	6,648	MSC CHALLENGER	MSC	1986	2,633
SEALAND ILLINOIS	A.P. Moller-Maersk	2000	6,648	MESSINI	Evergreen	1997	2,458
MAERSK KOLKATA	A.P. Moller-Maersk	2003	6,644	MSC REUNION	MSC	1992	2,024
MAERSK KINGSTON	A.P. Moller-Maersk	2003	6,644	MSC SIERRA II	MSC	1991	2,023
MAERSK KALAMATA	A.P. Moller-Maersk	2003	6,644	MSC NAMIBIA II	MSC	1991	2,023
VENETIKO (ex. ACE IRELAND)	PIL	2003	5,928	MSC PYLOS	MSC	1991	2,020
MSC ROMANOS	MSC	2003	5,050	PROSPER	OOCL	1996	1,504
ZIM NEW YORK	ZIM	2002	4,992	ZAGORA	MSC	1995	1,162
ZIM SHANGHAI	ZIM	2002	4,992	STADT LUEBECK	CMA CGM	2001	1,078

## Newbuilds

Vessel Name	Shipyard	Charterer	Expected Delivery	Capacity (TEU)
Hull S4020	Sungdong Shipbuilding	Evergreen	May 2013	8,827
Hull S4021	Sungdong Shipbuilding	Evergreen	June 2013	8,827
Hull S4022	Sungdong Shipbuilding	Evergreen	July 2013	8,827
Hull S4023	Sungdong Shipbuilding	Evergreen	August 2013	8,827
Hull S4024	Sungdong Shipbuilding	Evergreen	September 2013	8,827
H1068A	Jiangnan Changxing	MSC	November 2013	9,403
H1069A	Jiangnan Changxing	MSC	December 2013	9,403
H1070A	Jiangnan Changxing	MSC	February 2014	9,403

## Reconciliation of Net Income to Adjusted Net Income

<i>Expressed in thousands of U.S. dollars, except share and per share data</i>	<b>2010</b>	<b>2011</b>	<b>2012</b>
<b>Net income</b>	81,224	87,592	81,129
Accrued charter revenue	-13,596	30,313	6,261
Gain on sale/disposal of vessels	-9,588	-13,077	2,796
Charter agreement early termination fee	9,500	0	0
Realized (Gain) Loss on Euro/USD forward contracts	1,758	-1,971	698
Gain (Loss) on derivative instruments	4,459	8,709	462
Initial purchases of consumable stores for newly acquired vessels	0	1,197	0
<b>Adjusted Net Income</b>	<b>73,757</b>	<b>112,763</b>	<b>91,346</b>
Number of Shares	49,113,425	60,300,000	67,612,842
<b>Adjusted Earnings per Share</b>	<b>1.50</b>	<b>1.87</b>	<b>1.35</b>

Adjusted Net income and Adjusted Earnings per Share represent net income before gain/(loss) on sale of vessels, non-cash changes in fair value of derivatives, non-cash "Accrued charter revenue" recorded under charters with escalating charter rates and the cash of partial purchases of consumable shares for newly acquired vessels. "Accrued charter revenue" is attributed to the timing difference between the revenue recognition and the cash collection. However, Adjusted Net income and Adjusted Earnings per Share are not recognized measurements under U.S. generally accepted accounting principles, or "GAAP." We believe that the presentation of Adjusted Net income and Adjusted Earnings per Share are useful to investors because they are frequently used by securities analysts, investors and other interested parties in the evaluation of companies in our industry. We also believe that Adjusted Net income and Adjusted Earnings per Share are useful in evaluating our ability to service additional debt and make capital expenditures. In addition, we believe that Adjusted Net income and Adjusted Earnings per Share are useful in evaluating our operating performance and liquidity position compared to that of other companies in our industry because the calculation of Adjusted Net income and Adjusted Earnings per Share generally eliminates the effects of the accounting effects of capital expenditures and acquisitions, certain hedging instruments and other accounting treatments, items which may vary for different companies for reasons unrelated to overall operating performance and liquidity. In evaluating Adjusted Net income and Adjusted Earnings per Share, you should be aware that in the future we may incur expenses that are the same as or similar to some of the adjustments in this presentation. Our presentation of Adjusted Net income and Adjusted Earnings per Share should not be construed as an inference that our future results will be unaffected by unusual or non-recurring items.

## Reconciliation of Net Income to EBITDA and Adjusted EBITDA

<i>Expressed in thousands of U.S. dollars, except share and per share data</i>	<b>2010</b>	<b>2011</b>	<b>2012</b>
Net income	81,224	87,592	81,129
Depreciation	70,887	78,803	80,333
Amortization of drydocking and special survey costs	8,465	8,139	8,179
Interest income	-1,449	-477	-1,495
Interest and finance costs	71,949	75,441	74,734
<b>EBITDA</b>	<b>231,076</b>	<b>249,498</b>	<b>242,880</b>
Accrued charter revenue	-13,596	30,313	6,261
Gain on sale/disposal of vessels	-9,588	-13,077	2,796
Charter agreement early termination fee	9,500	0	0
Realized (Gain) Loss on Euro/USD forward contracts	1,758	-1,971	698
Gain (Loss) on derivative instruments	4,459	8,709	462
Initial purchases of consumable stores for newly acquired vessels	0	1,197	0
<b>Adjusted EBITDA</b>	<b>223,609</b>	<b>274,669</b>	<b>253,097</b>

EBITDA represents net income before interest and finance costs, interest income, depreciation and amortization of deferred dry-docking & special survey costs. Adjusted EBITDA represents net income before interest and finance costs, interest income, depreciation, amortization of deferred dry-docking & special survey costs, gain/(loss) on sale of vessels, non-cash changes in fair value of derivatives, non-cash "Accrued charter revenue" recorded under charters with escalating charter rates and the cash of partial purchases of consumable shares for newly acquired vessels. "Accrued charter revenue" is attributed to the timing difference between the revenue recognition and the cash collection. However, EBITDA and Adjusted EBITDA are not recognized measurements under U.S. generally accepted accounting principles, or "GAAP." We believe that the presentation of EBITDA and Adjusted EBITDA are useful to investors because they are frequently used by securities analysts, investors and other interested parties in the evaluation of companies in our industry. We also believe that EBITDA and Adjusted EBITDA are useful in evaluating our ability to service additional debt and make capital expenditures. In addition, we believe that EBITDA and Adjusted EBITDA are useful in evaluating our operating performance and liquidity position compared to that of other companies in our industry because the calculation of EBITDA and Adjusted EBITDA generally eliminates the effects of financings, income taxes and the accounting effects of capital expenditures and acquisitions, items which may vary for different companies for reasons unrelated to overall operating performance and liquidity. In evaluating EBITDA and Adjusted EBITDA, you should be aware that in the future we may incur expenses that are the same as or similar to some of the adjustments in this presentation. Our presentation of EBITDA and Adjusted EBITDA should not be construed as an inference that our future results will be unaffected by unusual or non-recurring items.



# Financial Highlights

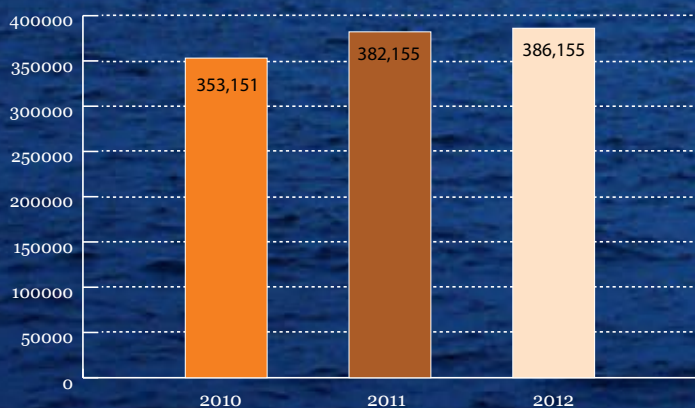
	2010	2011	2012
<b>Income Statement Highlights</b>			
Voyage revenues	353,151	382,155	386,155
EBITDA	231,076	249,498	242,880
Net Income	81,224	87,592	81,129

Adjusted EBITDA	223,609	274,669	253,097
Adjusted Net Income	73,757	112,763	91,346
Adjusted EPS	1.50	1.87	1.35

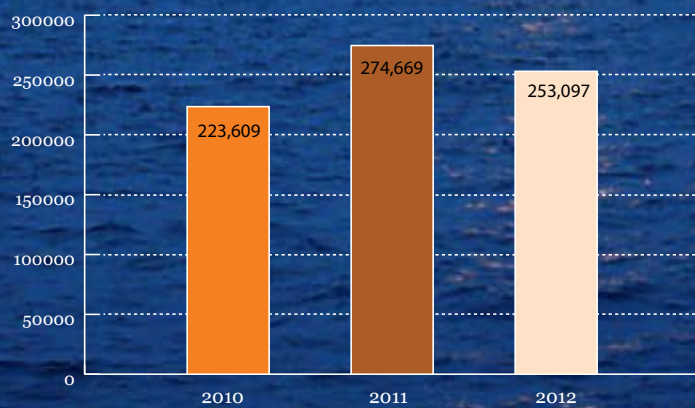
<b>Balance Sheet</b>			
Total Assets	1,828,782	1,982,545	2,311,334
Total Liabilities	1,466,640	1,652,559	1,790,882
Stockholders' Equity	362,142	329,986	520,452

<b>Fleet Details</b>			
Average Number of Vessels	42.4	47.8	46.8
Average TEU Capacity	211,185	231,990	237,975

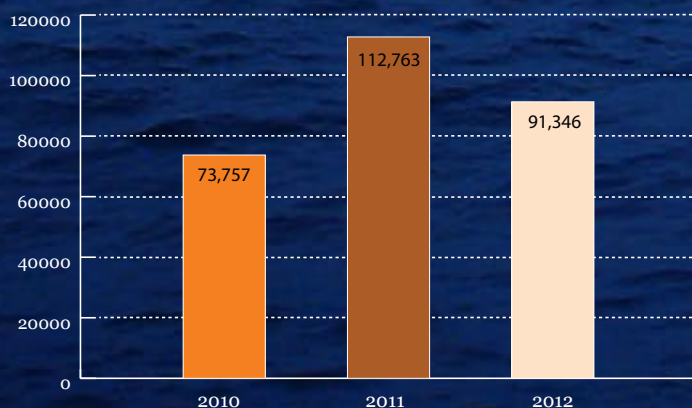
Voyage Revenues



Adjusted EBITDA



Adjusted Net Income



## 2012 Costamare Trade Highway



Container shipping routes can be divided primarily into three main groups: (a) East-West trades, linking major industrial and consumption centers of North America, Europe and Asia; (b) North-South trades, linking production and consumption centers of Europe, Asia and North America with developing countries in the Southern Hemisphere; and (c) intra-regional trades operating on shorter routes.

Our high quality fleet, with vessels of various sizes, including feeder, panamax and post-panamax containerships, serves the requirements of our charterers on short, medium and long haul routes across all three of these geographical trade routes.

---

---

**UNITED STATES  
SECURITIES AND EXCHANGE COMMISSION**

Washington, D.C. 20549

**FORM 20-F**

(Mark One)

- REGISTRATION STATEMENT PURSUANT TO SECTION 12(b) OR (g) OF THE SECURITIES EXCHANGE ACT OF 1934
- ANNUAL REPORT PURSUANT TO SECTION 13 OR 15(d) OF THE SECURITIES EXCHANGE ACT OF 1934 FOR THE FISCAL YEAR ENDED DECEMBER 31, 2012
- TRANSITION REPORT PURSUANT TO SECTION 13 OR 15(d) OF THE SECURITIES EXCHANGE ACT OF 1934
- SHELL COMPANY REPORT PURSUANT TO SECTION 13 OR 15(d) OF THE SECURITIES EXCHANGE ACT OF 1934

**COSTAMARE INC.**

(Exact name of Registrant as specified in its charter)

**NOT APPLICABLE**

(Translation of Registrant's name into English)

**Republic of The Marshall Islands**  
(Jurisdiction of incorporation or organization)

60 Zephyrou Street &  
Syngrou Avenue  
17564 Athens Greece

(Address of principal executive offices)

Konstantinos Zacharatos Secretary  
60 Zephyrou Street &  
Syngrou Avenue  
17564 Athens Greece

**Greece Telephone : +30-210-949-0050 Facsimile : +30-210-949-6454**

(Name, Address, Telephone Number and Facsimile Number of Company contact person)

**SECURITIES REGISTERED OR TO BE REGISTERED PURSUANT TO SECTION 12(b) OF THE ACT:**

<u>Title of Each Class</u>	<u>Name of Each Exchange on Which Registered</u>
Common Stock, \$0.0001 par value per share	New York Stock Exchange
Preferred stock purchase rights	New York Stock Exchange

**SECURITIES REGISTERED PURSUANT TO SECTION 12(g) OF THE ACT:** None

**SECURITIES FOR WHICH THERE IS A REPORTING OBLIGATION PURSUANT TO SECTION 15(d) OF THE ACT:** None

Indicate the number of outstanding shares of each of the issuer's classes of capital or common stock as of the close of the period covered by the annual report. As of December 31, 2012, there were 74,800,000 shares of the registrant's common stock outstanding.

Indicate by check mark if the registrant is a well-known seasoned issuer, as defined in Rule 405 of the Securities Act. Yes  No

If this report is an annual or transition report, indicate by check mark if the registrant is not required to file reports pursuant to Section 13 or 15(d) of the Securities Exchange Act of 1934. Yes  No

Indicate by check mark whether the registrant (1) has filed all reports required to be filed by Section 13 or 15(d) of the Securities Exchange Act of 1934 during the preceding 12 months (or for such shorter period that the registrant was required to file such reports), and (2) has been subject to such filing requirements for the past 90 days. Yes  No

Indicate by check mark whether the registrant has submitted electronically and posted on its corporate Web site, if any, every Interactive Data File required to be submitted and posted pursuant to Rule 405 of Regulation S-T (§232.405 of this chapter) during the preceding 12 months (or for such shorter period that the registrant was required to submit and post such files). Yes  No

Indicate by check mark whether the registrant is a large accelerated filer, an accelerated filer, or a non-accelerated filer. See definition of "accelerated filer and large accelerated filer" in Rule 12b-2 of the Exchange Act. (Check one):

Large accelerated filer  Accelerated filer  Non-accelerated filer

Indicate by check mark which basis of accounting the registrant has used to prepare the financial statements included in this filing.

U.S. GAAP  International Financial Reporting Standards as issued by the International Accounting Standards Board  Other

If "Other" has been checked in response to the previous question, indicate by check mark which financial statement item the registrant has elected to follow. Item 17  Item 18

If this is an annual report, indicate by check mark whether the registrant is a shell company (as defined in Rule 12b-2 of the Exchange Act). Yes  No

---

---

## TABLE OF CONTENTS

	Page
ABOUT THIS REPORT.....	ii
FORWARD-LOOKING STATEMENTS .....	ii
PART I.....	1
<b>ITEM 1.</b> IDENTITY OF DIRECTORS, SENIOR MANAGEMENT AND ADVISERS .....	1
<b>ITEM 2.</b> OFFER STATISTICS AND EXPECTED TIMETABLE .....	1
<b>ITEM 3.</b> KEY INFORMATION.....	1
<b>ITEM 4.</b> INFORMATION ON THE COMPANY.....	30
<b>ITEM 4.A.</b> UNRESOLVED STAFF COMMENTS .....	47
<b>ITEM 5.</b> OPERATING AND FINANCIAL REVIEW AND PROSPECTS.....	48
<b>ITEM 6.</b> DIRECTORS, SENIOR MANAGEMENT AND EMPLOYEES .....	81
<b>ITEM 7.</b> MAJOR SHAREHOLDERS AND RELATED PARTY TRANSACTIONS .....	85
<b>ITEM 8.</b> FINANCIAL INFORMATION .....	91
<b>ITEM 9.</b> THE OFFER AND LISTING .....	92
<b>ITEM 10.</b> ADDITIONAL INFORMATION.....	92
<b>ITEM 11.</b> QUANTITATIVE AND QUALITATIVE DISCLOSURES ABOUT MARKET RISK .....	108
<b>ITEM 12.</b> DESCRIPTION OF SECURITIES OTHER THAN EQUITY SECURITIES .....	110
PART II.....	111
<b>ITEM 13.</b> DEFAULTS, DIVIDEND ARREARAGES AND DELINQUENCIES ...	111
<b>ITEM 14.</b> MATERIAL MODIFICATIONS TO THE RIGHTS OF SECURITY HOLDERS AND USE OF PROCEEDS .....	111
<b>ITEM 15.</b> CONTROLS AND PROCEDURES .....	111
<b>ITEM 16.A.</b> AUDIT COMMITTEE FINANCIAL EXPERT .....	112
<b>ITEM 16.B.</b> CODE OF ETHICS.....	112
<b>ITEM 16.C.</b> PRINCIPAL ACCOUNTANT FEES AND SERVICES.....	112
<b>ITEM 16.D.</b> EXEMPTIONS FROM THE LISTING STANDARDS FOR AUDIT COMMITTEES .....	113
<b>ITEM 16.E.</b> PURCHASES OF EQUITY SECURITIES BY THE ISSUER AND AFFILIATED PURCHASERS .....	113
<b>ITEM 16.F.</b> CHANGE IN REGISTRANT'S CERTIFYING ACCOUNTANT .....	113
<b>ITEM 16.G.</b> CORPORATE GOVERNANCE .....	113
<b>ITEM 16.H.</b> MINE SAFETY DISCLOSURE .....	114
PART III.....	115
<b>ITEM 17.</b> FINANCIAL STATEMENTS.....	115
<b>ITEM 18.</b> FINANCIAL STATEMENTS.....	115
<b>ITEM 19.</b> EXHIBITS .....	115
INDEX TO CONSOLIDATED FINANCIAL STATEMENTS .....	F-1

## ABOUT THIS REPORT

In this annual report, unless otherwise indicated, references to “Costamare”, the “Company”, “we”, “our”, “us” or similar terms when used in a historical context refer to Costamare Inc., or any one or more of its subsidiaries or their predecessors, or to such entities collectively.

## FORWARD-LOOKING STATEMENTS

All statements in this annual report that are not statements of historical fact are “forward-looking statements” within the meaning of the United States Private Securities Litigation Reform Act of 1995. The disclosure and analysis set forth in this annual report includes assumptions, expectations, projections, intentions and beliefs about future events in a number of places, particularly in relation to our operations, cash flows, financial position, plans, strategies, business prospects, changes and trends in our business and the markets in which we operate. These statements are intended as forward-looking statements. In some cases, predictive, future-tense or forward-looking words such as “believe”, “intend”, “anticipate”, “estimate”, “project”, “forecast”, “plan”, “potential”, “may”, “should”, “could” and “expect” and similar expressions are intended to identify forward-looking statements, but are not the exclusive means of identifying such statements. In addition, we and our representatives may from time to time make other oral or written statements which are forward-looking statements, including in our periodic reports that we file with the Securities and Exchange Commission (“SEC”), other information sent to our security holders, and other written materials.

Forward-looking statements include, but are not limited to, such matters as:

- general market conditions and shipping industry trends, including charter rates, vessel values and factors affecting supply and demand;
- our continued ability to enter into time charters with our customers, including the re-chartering of vessels upon the expiry of existing charters, or to secure profitable employment for our vessels in the spot market;
- our contracted revenue;
- future operating or financial results and future revenues and expenses;
- our financial condition and liquidity, including our ability to make required payments under our credit facilities, comply with our loan covenants and obtain additional financing in the future to fund capital expenditures, acquisitions and other corporate activities, as well as our ability to refinance indebtedness;
- the overall health and condition of the U.S. and global financial markets, including the value of the U.S. dollar relative to other currencies;
- the financial stability of our counterparties, both to our time charters and our credit facilities, and the ability of such counterparties to perform their obligations;
- future, pending or recent acquisitions of vessels or other assets, business strategy, areas of possible expansion and expected capital spending or operating expenses;
- our expectations relating to dividend payments and our ability to make such payments;
- our expectations about availability of existing vessels to acquire or newbuilds to purchase, the time that it may take to construct and deliver new vessels, including our newbuild vessels currently on order, or the useful lives of our vessels;
- availability of key employees and crew, length and number of off-hire days, dry-docking requirements and fuel and insurance costs;
- our anticipated general and administrative expenses;
- our ability to leverage to our advantage our managers’ relationships and reputation within the container shipping industry;
- expected compliance with financing agreements and the expected effect of restrictive covenants in such agreements;

- environmental and regulatory conditions, including changes in laws and regulations or actions taken by regulatory authorities;
- risks inherent in vessel operation, including terrorism, piracy and discharge of pollutants;
- potential liability from future litigation; and
- other factors discussed in “Item 3. Key Information—D. Risk Factors” of this annual report.

Many of these statements are based on our assumptions about factors that are beyond our ability to control or predict and are subject to risks and uncertainties that are described more fully in “Item 3. Key Information—D. Risk Factors” of this annual report. Any of these factors or a combination of these factors could materially affect future results of operations and the ultimate accuracy of the forward-looking statements. Factors that might cause future results to differ include, but are not limited to, the following:

- changes in law, governmental rules and regulations, or actions taken by regulatory authorities;
- changes in economic and competitive conditions affecting our business;
- potential liability from future litigation;
- length and number of off-hire periods and dependence on affiliated managers; and
- other factors discussed in “Item 3. Key Information—D. Risk Factors” of this annual report.

We caution that the forward-looking statements included in this annual report represent our estimates and assumptions only as of the date of this annual report and are not intended to give any assurance as to future results. Assumptions, expectations, projections, intentions and beliefs about future events may, and often do, vary from actual results and these differences can be material. The reasons for this include the risks, uncertainties and factors described under “Item 3. Key Information—D. Risk Factors”. As a result, the forward-looking events discussed in this annual report might not occur and our actual results may differ materially from those anticipated in the forward-looking statements. Accordingly, you should not unduly rely on any forward-looking statements.

We undertake no obligation to update or revise any forward-looking statements contained in this annual report, whether as a result of new information, future events, a change in our views or expectations or otherwise. New factors emerge from time to time, and it is not possible for us to predict all of these factors. Further, we cannot assess the impact of each such factor on our business or the extent to which any factor, or combination of factors, may cause actual results to be materially different from those contained in any forward-looking statement.

## PART I

### ITEM 1. IDENTITY OF DIRECTORS, SENIOR MANAGEMENT AND ADVISERS

Not applicable.

### ITEM 2. OFFER STATISTICS AND EXPECTED TIMETABLE

Not applicable.

### ITEM 3. KEY INFORMATION

#### A. Selected Financial Data

The following table presents selected consolidated financial and other data of Costamare Inc. for each of the five years in the five-year period ended December 31, 2012. The table should be read together with “Item 5. Operating and Financial Review and Prospects”. The selected consolidated financial data of Costamare Inc. is a summary of, is derived from, and is qualified by reference to, our audited consolidated financial statements and notes thereto, which have been prepared in accordance with U.S. generally accepted accounting principles, or “U.S. GAAP”. Our audited consolidated statements of income, stockholders’ equity and cash flows for the years ended December 31, 2010, 2011 and 2012 and the consolidated balance sheets at December 31, 2011 and 2012, together with the notes thereto, are included in “Item 18. Financial Statements” and should be read in their entirety.

	Year Ended December 31,				
	2008	2009	2010	2011	2012
(Expressed in thousands of U.S. dollars, except for share and per share data)					
<b>STATEMENT OF INCOME</b>					
Revenues:					
Voyage revenue .....	\$ 426,348	\$ 399,939	\$ 353,151	\$ 382,155	\$ 386,155
Expenses:					
Voyage expenses .....	3,735	3,075	2,076	4,218	5,533
Voyage expenses—related parties.....	—	—	410	2,877	2,873
Charter agreement early termination fee.....	—	—	9,500	—	—
Vessels’ operating expenses.....	148,350	114,515	102,771	110,359	112,462
General and administrative expenses.....	2,608	1,716	1,224	4,958	4,045
Management fees—related parties.....	13,541	12,231	11,256	15,349	15,171
Amortization of dry-docking and special survey costs.....	6,722	7,986	8,465	8,139	8,179
Depreciation.....	72,256	71,148	70,887	78,803	80,333
(Gain) / loss on sale of vessels ..	(95)	(2,854)	(9,588)	(13,077)	2,796
Foreign exchange (gains) / losses..	(235)	535	273	(133)	(110)
Other income / (expenses).....	(37)	—	—	—	—
Operating income .....	<u>\$ 179,503</u>	<u>\$ 191,587</u>	<u>\$ 155,877</u>	<u>\$ 170,662</u>	<u>\$ 154,873</u>
Other Income (expenses):					
Interest income .....	\$ 5,575	\$ 2,672	\$ 1,449	\$ 477	\$ 1,495
Interest and finance costs.....	(68,420)	(86,817)	(71,949)	(75,441)	(74,734)
Other.....	109	3,892	306	603	(43)
Gain (loss) on derivative instruments.....	(16,988)	5,595	(4,459)	(8,709)	(462)
Total other income (expenses)...	<u>\$ (79,724)</u>	<u>\$ (74,658)</u>	<u>\$ (74,653)</u>	<u>\$ (83,070)</u>	<u>\$ (73,744)</u>
Net Income.....	<u>\$ 99,779</u>	<u>\$ 116,929</u>	<u>\$ 81,224</u>	<u>\$ 87,592</u>	<u>\$ 81,129</u>
Earnings per common share,					
basic and diluted .....	\$ 2.12	\$ 2.49	\$ 1.65	\$ 1.45	\$ 1.20
Weighted average number of					
shares, basic and diluted .....	47,000,000	47,000,000	49,113,425	60,300,000	67,612,842

Year Ended December 31,				
2008	2009	2010	2011	2012

(Expressed in thousands of U.S. dollars, except for share, per share and ratio data)

**OTHER FINANCIAL DATA**

Net cash provided by operating activities .....	\$ 247,518	\$ 161,893	\$ 127,946	\$ 195,179	\$ 168,114
Net cash (used in) provided by investing activities .....	(138,301)	12,811	(23,850)	(283,758)	(236,509)
Net cash (used in) provided by financing activities .....	(22,529)	(252,684)	43,396	26,801	237,720
Net increase (decrease) in cash and cash equivalents .....	86,688	(77,980)	147,492	(61,778)	169,325
Dividends and distributions paid .....	(279,778)	(161,230)	(10,000)	(61,506)	(73,089)
Ratio of earnings to fixed charges <sup>(1)</sup> ...	2.00	2.16	2.18	2.41	2.54

**BALANCE SHEET DATA (at period end)**

Total current assets .....	\$ 121,495	\$ 48,305	\$ 211,212	\$ 138,851	\$ 299,924
Total assets .....	1,815,500	1,710,300	1,828,782	1,982,545	2,311,334
Total current liabilities .....	287,534	183,271	184,788	226,589	249,411
Total long-term debt, including current portion .....	1,529,948	1,435,593	1,341,737	1,443,420	1,561,889
Total stockholders' equity .....	(10,750)	155,222	362,142	329,986	520,452

**Average for the Year Ended December 31,**

2008	2009	2010	2011	2012
------	------	------	------	------

**FLEET DATA**

Number of vessels .....	52.8	47.3	42.4	47.8	46.8
TEU capacity .....	226,878	218,733	211,185	231,990	237,975

<sup>(1)</sup> We have not issued any preferred stock as of the date of this prospectus. Accordingly, the ratio of earnings to combined fixed charges and preference dividends is equivalent to the ratio of earnings to fixed charges. For the purpose of computing the consolidated ratio of earnings to fixed charges, earnings consist of net income plus fixed charges less interest capitalized. Fixed charges consist of interest expensed and capitalized, amortization and write-off of capitalized expenses relating to indebtedness.

**B. Capitalization and Indebtedness**

The following table sets forth our (i) cash and cash equivalents, (ii) restricted cash and (iii) consolidated capitalization as of December 31, 2012:

This information should be read in conjunction with “Item 5. Operating and Financial Review and Prospects”, and our consolidated financial statements and the related notes thereto included elsewhere in this annual report.



**As of December 31, 2012**

(Expressed in thousands of U.S. dollars)

<b>Cash and cash equivalents</b> .....	<u>\$ 267,321</u>
<b>Restricted cash</b> .....	<u>\$ 47,322</u>
<b>Debt:</b>	
Total long-term debt <sup>(1)(2)</sup> .....	<u>\$1,561,889</u>
<b>Stockholders' equity:</b>	
Common stock, par value \$0.0001 per share; 1,000,000,000 shares authorized on an actual basis and 1,000,000,000 shares authorized on an as adjusted basis; 74,800,000 shares issued and outstanding on an actual basis .....	\$ 8
Additional paid-in capital .....	\$ 714,100
Accumulated deficit .....	(40,814)
Accumulated other comprehensive loss .....	<u>(152,842)</u>
Total stockholders' equity .....	<u>520,452</u>
Total capitalization .....	<u>\$2,082,341</u>

(1) As of December 31, 2012, we had \$532.7 million of undrawn borrowing capacity under our committed credit facilities for newbuilds on order. See "Item 5. Operating and Financial Review and Prospects—B. Liquidity and Capital Resources—Credit Facilities".

(2) All of our existing indebtedness is secured.

**C. Reasons for the Offer and Use of Proceeds**

Not applicable.

**D. Risk Factors**

**Risks Inherent in Our Business**

*Our growth depends upon continued increases in world and regional demand for chartering containerships, and the continuing global economic slowdown may impede our ability to continue to grow our business.*

The ocean-going container shipping industry is both cyclical and volatile in terms of charter rates and profitability. Containership charter rates peaked in 2005 and generally stayed strong until the middle of 2008, when the effects of the recent economic crisis began to affect global container trade, driving rates to their 10-year lows.

Demand for containerships declined significantly during 2008 and 2009. In late 2009 and 2010, there was improvement on Far East-to-Europe and trans-Pacific container trade lanes, alongside improvements also witnessed on other, non-main lane, trade routes including certain intra-Asia and North-South trade routes. However, from the end of the second quarter of 2011, container trade overall has weakened. In 2012, the impact of the continuing European sovereign debt crisis and global economic slowdown, as well as uncertainty regarding the resolution of the "fiscal cliff" in the United States, negatively impacted international trade while the supply of containerships continued to rise. However, global trade volumes appeared to stabilize towards the end of 2012. Average freight rates continued to decrease in 2012 apart from a short period in the second quarter as liner companies continued to experience a drop-off in container shipping activity. The continuation of such decreased freight rates or any further declines in freight rates would negatively affect the liner companies to which we seek to charter our containerships. The economics of our business have also been affected negatively by the large number of containership newbuild vessels ordered prior to the onset of the downturn. Accordingly, weak conditions in the containership sector may affect our ability to generate cash flows and maintain liquidity, as well as adversely affect our ability to obtain financing.

The factors affecting the supply and demand for containerships are outside of our control, and the nature, timing and degree of changes in industry conditions are unpredictable. The factors that influence demand for containership capacity include:

- supply and demand for products shipped in containers;
- changes in global production of products transported by containerships;
- global and regional economic and political conditions;
- developments in international trade;
- environmental and other regulatory developments;
- the distance container cargo products are to be moved by sea;
- changes in seaborne and other transportation patterns;
- port and canal congestion; and
- currency exchange rates.

The factors that influence the supply of containership capacity include:

- the availability of financing;
- the price of steel and other raw materials;
- the number of newbuild vessel deliveries;
- the availability of shipyard capacity;
- the scrapping rate of older containerships;
- the number of containerships that are out of service;
- changes in environmental and other regulations that may limit the useful lives of containerships;
- the price of fuel; and
- the economics of slow steaming.

Our ability to re-charter our containerships upon the expiration or termination of their current time charters and the charter rates payable under any renewal options or replacement time charters will depend upon, among other things, the prevailing state of the containership charter market, which can be affected by consumer demand for products shipped in containers. If the charter market is depressed when our containerships' time charters expire, we may be forced to re-charter our containerships at reduced or even unprofitable rates, or we may not be able to re-charter them at all, which may reduce or eliminate our earnings or make our earnings volatile. The same issues will be faced if we acquire additional vessels and attempt to obtain multi-year time charters as part of our acquisition and financing plan.

***Our liner company customers have been placed under significant financial pressure, thereby increasing our charter counterparty risk.***

The continuing weakness in demand for container shipping services and any future declines in such demand could result in financial challenges faced by our liner company customers and may increase the likelihood of one or more of our customers being unable or unwilling to pay us contracted charter rates. We expect to generate most of our revenues from these charters and if our charterers fail to meet their obligations to us, we will sustain significant losses which could have a material adverse effect on our financial condition and results of operations.

***An oversupply of containership capacity may prolong or further depress the current charter rates and adversely affect our ability to re-charter our existing containerships at profitable rates or at all.***

From 2005 through the first quarter of 2010, the percentage of the containership order-book was at historically high levels. Although order-book volumes have decreased as deliveries of previously ordered containerships increased substantially, some renewed ordering in late 2012 and early 2013 of

mainly larger vessels has maintained the order-book at above average levels. An oversupply of newbuild vessel and/or re-chartered containership capacity entering the market, combined with any future decline in the demand for containerships, may result in a reduction of charter rates and may decrease our ability to re-charter our containerships other than for reduced rates or unprofitable rates, or we may not be able to re-charter our containerships at all.

***Weak economic conditions throughout the world, particularly the Asia Pacific region and recent EU sovereign debt default fears, could have a material adverse effect on our business, financial condition and results of operations.***

The global economy remains relatively weak, when compared to the period prior to the 2008-2009 financial crisis. The current global recovery is proceeding at varying speeds across regions and is still subject to downside risks stemming from factors like fiscal fragility in advanced economies, highly accommodative macroeconomic policies and persistent difficulties in access to credit. In particular, concerns regarding the possibility of sovereign debt defaults by European Union member countries, including Greece, disrupted financial markets throughout the world, and may lead to weaker consumer demand in the European Union, the United States, and other parts of the world. The deterioration in the global economy has caused, and may continue to cause, a decrease in worldwide demand for certain goods shipped in containerized form. In addition, if Greece or another European Union member country were to default on its sovereign debt, the impact on the global economy could have a material adverse effect on our business.

We anticipate that a significant number of port calls made by our containerships will continue to involve the loading or unloading of container cargoes in ports in the Asia Pacific region. In recent years, China has been one of the world's fastest growing economies in terms of gross domestic product, which has had a significant impact on shipping demand. However, if China's growth in gross domestic product declines and other countries in the Asia Pacific region experience slowed or experience negative economic growth in the future, this may exacerbate the effect of the significant downturns in the economies of the United States and the European Union, and thus, may negatively impact container shipping demand. For example, the possibility of sovereign debt defaults by European Union member countries, including Greece, and the possibility of market reforms to float the Chinese renminbi, either of which development could weaken the Euro against the Chinese renminbi, could adversely affect consumer demand in the European Union. Moreover, the revaluation of the renminbi may negatively impact the United States' demand for imported goods, many of which are shipped from China in containerized form. Such weak economic conditions could have a material adverse effect on our business, results of operations and financial condition and our ability to pay dividends to our stockholders.

***Disruptions in world financial markets and the resulting governmental action in the United States and in other parts of the world could have a material adverse impact on our results of operations, financial condition and cash flows.***

Global financial markets and economic conditions have been severely disrupted and volatile in recent years and remain subject to significant vulnerabilities, such as the deterioration of fiscal balances and the rapid accumulation of public debt, continued deleveraging in the banking sector and a limited supply of credit. Credit markets as well as the debt and equity capital markets were exceedingly distressed during 2008 and 2009 and have been volatile since that time. The current sovereign debt crisis in countries such as Greece, for example, and concerns over debt levels of certain other European Union member states and in other countries around the world, as well as concerns about international banks, have led to increased volatility in global credit and equity markets. These issues, along with the re-pricing of credit risk and the difficulties currently experienced by financial institutions have made, and will likely continue to make, it difficult to obtain financing. As a result of the disruptions in the credit markets and higher capital requirements, many lenders have increased margins on lending rates, enacted tighter lending standards, required more restrictive terms (including higher collateral ratios for advances, shorter maturities and smaller loan amounts), or have refused to refinance existing debt at all. Furthermore, certain banks that have historically been significant lenders to the shipping industry have reduced or ceased lending

activities in the shipping industry. Additional tightening of capital requirements and the resulting policies adopted by lenders, could further reduce lending activities. We may experience difficulties obtaining financing commitments or be unable to fully draw on the capacity under our committed term loans in the future if our lenders are unwilling to extend financing to us or unable to meet their funding obligations due to their own liquidity, capital or solvency issues. We cannot be certain that financing will be available on acceptable terms or at all. If financing is not available when needed, or is available only on unfavorable terms, we may be unable to meet our future obligations as they come due. Our failure to obtain such funds could have a material adverse effect on our business, results of operations and financial condition, as well as our cash flows, including cash available for dividends to our stockholders. In the absence of available financing, we also may be unable to take advantage of business opportunities or respond to competitive pressures.

In addition, as a result of the ongoing economic turmoil in Greece resulting from the sovereign debt crisis and the related austerity measures implemented by the Greek government, our operations in Greece may be subjected to new regulations that may require us to incur new or additional compliance or other administrative costs and may require that we pay to the Greek government new taxes or other fees. We also face the risk that strikes, work stoppages, civil unrest and violence within Greece may disrupt our shoreside operations and those of our managers located in Greece.

***We are dependent on our charterers fulfilling their obligations under agreements with us, and their inability or unwillingness to honor these obligations could significantly reduce our revenues and cash flow.***

We expect that our containerships will continue to be chartered to customers mainly under multi-year fixed rate time charters. Payments to us under these time charters are and will be our sole source of operating cash flow. Many of our charterers finance their activities through cash from operations, the incurrence of debt or the issuance of equity. Since 2008, there has been a significant decline in the credit markets and the availability of credit, and the equity markets have been volatile. The combination of a reduction of cash flow resulting from declines in world trade, a reduction in borrowing bases under reserve-based credit facilities and the lack of availability of debt or equity financing may result in a significant reduction in the ability of our charterers to make charter payments to us. Additionally, we could lose a time charter if the charterer exercises certain specified, limited termination rights.

If we lose a time charter because the charterer is unable to pay us or for any other reason, we may be unable to re-deploy the related vessel on similarly favorable terms or at all. Also, we will not receive any revenues from such a vessel while it is un-chartered, but we will be required to pay expenses necessary to maintain and insure the vessel and service any indebtedness on it. The combination of any surplus of containership capacity and the expected increase in the size of the world containership fleet over the next few years may make it difficult to secure substitute employment for any of our containerships if our counterparties fail to perform their obligations under the currently arranged time charters, and any new charter arrangements we are able to secure may be at lower rates. Furthermore, the surplus of containerships available at lower charter rates and lack of demand for our customers' liner services could negatively affect our charterers' willingness to perform their obligations under our time charters, which in many cases provide for charter rates significantly above current market rates. While we have agreed in certain cases to charter rate re-arrangements entailing reductions for specified periods, we have been compensated for these adjustments by, among other things, subsequent rate increases, so that the aggregate payments under the charters are not materially reduced, and in some cases we also have arranged for term extensions. However, there is no assurance that any future charter re-arrangements will be on similarly favorable terms.

The loss of any of our charterers, time charters or vessels, or a decline in payments under our time charters, could have a material adverse effect on our business, results of operations and financial condition, revenues and cash flow and our ability to pay dividends to our stockholders.

***A limited number of customers operating in a consolidating industry comprise a large part of our revenues. The loss of these customers could adversely affect our results of operations, cash flows and competitive position.***

Our customers in the containership sector consist of a limited number of liner companies. A.P. Moller-Maersk, MSC and COSCO together represented 75%, 68% and 74% of our revenue in 2010, 2011 and 2012, respectively. We expect that a limited number of leading liner companies will continue to generate a substantial portion of our revenues. The cessation of business with these liner companies or their failure to fulfill their obligations under the time charters for our containerships could have a material adverse effect on our financial condition and results of operations, as well as our cash flows. In addition, any consolidations involving our customers could increase the concentration of our business.

***A decrease in the level of China's export of goods or an increase in trade protectionism could have a material adverse impact on our charterers' business and, in turn, could cause a material adverse impact on our results of operations, financial condition and cash flows.***

China exports considerably more goods than it imports. Our containerships are deployed on routes involving containerized trade in and out of emerging markets, and our charterers' container shipping and business revenue may be derived from the shipment of goods from the Asia Pacific region to various overseas export markets including the United States and Europe. Any reduction in or hindrance to the output of China-based exporters could have a material adverse effect on the growth rate of China's exports and on our charterers' business. For instance, the government of China has recently implemented economic policies aimed at increasing domestic consumption of Chinese-made goods. This may have the effect of reducing the supply of goods available for export and may, in turn, result in a decrease of demand for container shipping. Additionally, though in China there is an increasing level of autonomy and a gradual shift in emphasis to a "market economy" and enterprise reform, many of the reforms, particularly some limited price reforms that result in the prices for certain commodities being principally determined by market forces, are unprecedented or experimental and may be subject to revision, change or abolition. The level of imports to and exports from China could be adversely affected by changes to these economic reforms by the Chinese government, as well as by changes in political, economic and social conditions or other relevant policies of the Chinese government.

Our operations expose us to the risk that increased trade protectionism will adversely affect our business. If global economic recovery is undermined by downside risks and the economic downturn continues, governments may turn to trade barriers to protect their domestic industries against foreign imports, thereby depressing the demand for shipping. Specifically, increasing trade protectionism in the markets that our charterers serve has caused and may continue to cause an increase in (i) the cost of goods exported from China, (ii) the length of time required to deliver goods from China and (iii) the risks associated with exporting goods from China, as well as a decrease in the quantity of goods to be shipped.

Any increased trade barriers or restrictions on trade, especially trade with China, would have an adverse impact on our charterers' business, operating results and financial condition and could thereby affect their ability to make timely charter hire payments to us and to renew and increase the number of their time charters with us. This could have a material adverse effect on our business, results of operations and financial condition and our ability to pay dividends to our stockholders.

***We conduct a substantial amount of business in China, including through one of our local managers, Shanghai Costamare, a Chinese corporation, and our time charters with COSCO. The legal system in China is not fully developed and has inherent uncertainties that could limit the legal protections available to us.***

The Chinese legal system is based on written statutes and their legal interpretation by the Standing Committee of the National People's Congress. Prior court decisions may be cited for reference but have limited precedential value. Since 1979, the Chinese government has been developing a comprehensive system of commercial laws, and considerable progress has been made in

introducing laws and regulations dealing with economic matters such as foreign investment, corporate organization and governance, commerce, taxation and trade. However, because these laws and regulations are relatively new, and because of the limited volume of published cases and their non-binding nature, interpretation and enforcement of these laws and regulations involve uncertainties. We do a substantial amount of business in China, including through one of our managers, Shanghai Costamare Ship Management Co., Ltd. (“Shanghai Costamare”), a Chinese corporation which, as of February 22, 2013, operated eight vessels under the Hong Kong flag and one vessel under the Liberian flag that were exclusively manned by Chinese crews, which exposes us to potential litigation in China. Additionally, we have charters with COSCO, a Chinese corporation, and though these charters are governed by English law, we may have difficulties enforcing a judgment rendered by an English court (or other non-Chinese court) in China.

***We may be unable to obtain additional debt financing for future acquisitions of vessels.***

As of February 22, 2013, we had no undrawn borrowing capacity beyond the \$525.1 million of available borrowing capacity under four credit facilities concluded during 2011 that are committed to finance part of the pre-delivery and delivery installments of the construction of our ten newbuild vessels on order. We intend to borrow against unencumbered containerships in our existing fleet and vessels we may acquire in the future as part of our growth plan. The actual or perceived credit quality of our charterers, and any defaults by them, and any decline in the market value of our fleet may materially affect our ability to obtain the additional capital resources that we will require to purchase additional vessels or may significantly increase our costs of obtaining such capital. Our inability to obtain additional financing or committing to financing on unattractive terms could have a material adverse effect on our business, results of operations and financial condition and our ability to pay dividends to our stockholders.

***Our ability to pay dividends may be limited by the amount of cash we generate from operations following the payment of fees and expenses, by the establishment of any reserves, by restrictions in our debt instruments and by additional factors unrelated to our profitability.***

We intend to pay regular quarterly dividends. The declaration and payment of dividends is, however, subject to the discretion of our board of directors and the requirements of Marshall Islands law. The timing and amount of any dividends declared will depend on, among other things (a) our earnings, financial condition, cash flow and cash requirements, (b) our liquidity, including our ability to obtain debt and equity financing on acceptable terms as contemplated by our vessel acquisition strategy, (c) restrictive covenants in our existing and future debt instruments and (d) provisions of Marshall Islands law governing the payment of dividends.

The international containership industry is highly volatile, and we cannot predict with certainty the amount of cash, if any, that will be available for distribution as dividends in any period. Also, there may be a high degree of variability from period to period in the amount of cash, if any, that is available for the payment of dividends. The amount of cash we generate from operations and the actual amount of cash we will have available for dividends will vary based upon, among other things:

- the charter-hire payments we obtain from our charters as well as the rates obtained upon the expiration of our existing charters;
- our fleet expansion strategy and associated uses of our cash and our financing requirements;
- delays in the delivery of newbuild vessels and the beginning of payments under charters relating to those vessels;
- the level of our operating costs, such as the costs of crews, lubricants and insurance;
- the number of unscheduled off-hire days for our fleet and the timing of, and number of days required for, scheduled dry-docking of our containerships;
- prevailing global and regional economic and political conditions;
- changes in interest rates;

- the effect of governmental regulations and maritime self-regulatory organization standards on the conduct of our business;
- changes in the basis of taxation of our activities in various jurisdictions;
- modification or revocation of our dividend policy by our board of directors; and
- the amount of any cash reserves established by our board of directors.

The amount of cash we generate from our operations may differ materially from our net income or loss for the period, which will be affected by non-cash items. We may incur other expenses or liabilities that could reduce or eliminate the cash available for distribution as dividends.

In addition, our credit facilities and other financing agreements prohibit the payment of dividends, if an event of default has occurred and is continuing or would occur as a result of the payment of such dividends.

For more information regarding our financing arrangements, please read “Item 5. Operating and Financial Review and Prospects”.

In addition, Marshall Islands law generally prohibits the payment of dividends other than from surplus (retained earnings and the excess of consideration received for the sale of shares above the par value of the shares) or if there is no surplus, from the net profits for the current and prior fiscal year, or while a company is insolvent or if it would be rendered insolvent by the payment of such a dividend. We may not have sufficient surplus or net profits in the future to pay dividends, and our subsidiaries may not have sufficient funds, surplus or net profits to make distributions to us. As a result of these and other factors, we may pay dividends during periods when we record losses and may not pay dividends during periods when we record net income. We can give no assurance that dividends will be paid in the future.

***We may have difficulty properly managing our growth through acquisitions of new or secondhand vessels and we may not realize expected benefits from these acquisitions, which may negatively impact our cash flows, liquidity and our ability to pay dividends to our stockholders.***

We intend to grow our business by ordering newbuild vessels and through selective acquisitions of high-quality secondhand vessels. Our future growth will primarily depend on:

- the operations of the shipyards that build any newbuild vessels we may order;
- locating and identifying suitable high-quality secondhand vessels;
- obtaining required financing on acceptable terms;
- consummating vessel acquisitions;
- enlarging our customer base;
- hiring additional shore-based employees and seafarers; and
- managing joint ventures or significant acquisitions.

In addition, any vessel acquisition may not be profitable at or after the time of acquisition and may not generate cash flows sufficient to justify the investment. Other risks associated with vessel acquisitions that may harm our business, financial condition and operating results include the risks that we may:

- fail to realize anticipated benefits, such as new customer relationships, cost-savings or cash flow enhancements;
- be unable to hire, train or retain qualified shore and seafaring personnel to manage and operate our growing business and fleet;
- decrease our liquidity by using a significant portion of available cash or borrowing capacity to finance acquisitions;
- significantly increase our interest expense or financial leverage if we incur additional debt to finance acquisitions;
- incur or assume unanticipated liabilities, losses or costs associated with any vessels or businesses acquired; or

- incur other significant charges, such as impairment of goodwill or other intangible assets, asset devaluation or restructuring charges.

Unlike newbuild vessels, secondhand vessels typically do not carry warranties as to their condition. While we generally inspect existing vessels prior to purchase, such an inspection would normally not provide us with as much knowledge of a vessel's condition as we would possess if it had been built for us and operated by us during its life. Repairs and maintenance costs for secondhand vessels are difficult to predict and may be substantially higher than for vessels we have operated since they were built. These costs could decrease our cash flows, liquidity and our ability to pay dividends to our stockholders.

***Delay in the delivery of our newbuild vessels on order, or any future newbuild vessel orders, could adversely affect our earnings.***

The expected delivery dates under our current shipbuilding contracts for newbuild vessels, and any additional shipbuilding contracts we may enter into in the future, may be delayed for reasons not under our control, including, among other things:

- quality or engineering programs;
- changes in governmental regulations or maritime self-regulatory organization standards;
- work stoppages or other labor disturbances at the shipyard;
- bankruptcy of or other financial crisis involving the shipyard;
- financial instability of the lenders under our committed credit facilities, resulting in potential delay or inability to draw down on such facilities;
- financial instability of the charterers under our agreed time charters for the newbuild vessels, resulting in potential delay or inability to charter the newbuild vessels;
- a backlog of orders at the shipyard;
- political, social or economic disturbances;
- weather interference or a catastrophic event, such as a major earthquake or fire;
- requests for changes to the original vessel specifications;
- shortages of or delays in the receipt of necessary construction materials, such as steel; and
- an inability to obtain requisite permits or approvals.

If the seller of any newbuild vessel we have contracted to purchase is not able to deliver the vessel to us as agreed, or if we cancel a purchase agreement because a seller has not met his obligations, it may result in a material adverse effect on our business, results of operations and financial condition and our ability to pay dividends to our stockholders.

***Rising crew and other vessel operating costs may adversely affect our profits.***

Acquiring and renewing long-term time charters with leading liner companies depends on a number of factors, including our ability to man our containerships with suitably experienced, high-quality masters, officers and crews. In recent years, the limited supply of and increased demand for well-qualified crew, due to the increase in the size of the global shipping fleet, has created upward pressure on crewing costs, which we generally bear under our time charters. Increases in crew costs and other vessel operating costs such as insurance, repairs and maintenance, and lubricants may adversely affect our profitability. In addition, if we cannot retain sufficient numbers of quality on-board seafaring personnel, our fleet utilization will decrease, which could have a material adverse effect on our business, results of operations and financial condition and our ability to pay dividends to our stockholders.

***Rising fuel prices may have an adverse effect on our profits.***

The cost of fuel is a significant factor in negotiating charter rates and can affect us in both direct and indirect ways. This cost will be borne by us when our containerships are employed on



voyage charters or contracts of affreightment. We currently have no voyage charters or contracts of affreightment, but we may enter into such arrangements in the future, and to the extent we do so, an increase in the price of fuel beyond our expectations may adversely affect our profitability. Even where the cost of fuel is borne by the charterer, which is the case with all of our existing time charters, that cost will affect the level of charter rates that charterers are prepared to pay.

The price and supply of fuel is unpredictable and fluctuates based on events outside our control, including geo-political developments, supply and demand for oil, actions by members of the OPEC and other oil and gas producers, economic or other sanctions levied against oil and gas producing countries, war and unrest in oil producing countries and regions, regional production patterns and environmental concerns and regulations.

***We must make substantial capital expenditures to maintain the operating capacity of our fleet and acquire vessels, which may reduce or eliminate the amount of cash for dividends to our stockholders.***

We must make substantial capital expenditures to maintain the operating capacity of our fleet and we generally expect to finance these maintenance capital expenditures with cash balances or credit facilities. In addition, we will need to make substantial capital expenditures to acquire vessels in accordance with our growth strategy. Expenditures could increase as a result of, among other things, the cost of labor and materials, customer requirements and governmental regulations and maritime self-regulatory organization standards relating to safety, security or the environment. Significant capital expenditures, including to maintain the operating capacity of our fleet, may reduce or eliminate the amount of cash available for distribution to our stockholders.

***The aging of our fleet may result in increased operating costs in the future, which could adversely affect our earnings.***

In general, the cost of maintaining a vessel in good operating condition increases with the age of the vessel. As our fleet ages, we will incur increased costs. Older vessels may require longer and more expensive dry-dockings, resulting in more off-hire days and reduced revenue. Older vessels are typically less fuel efficient and more costly to maintain than more recently constructed vessels due to improvements in engine technology. In addition, older vessels are often less desirable to charterers. Governmental regulations and safety or other equipment standards related to the age of a vessel may also require expenditures for alterations or the addition of new equipment to our vessels and may restrict the type of activities in which our containerships may engage. Our current fleet of 57 containerships, including 10 newbuild vessels on order, as of February 22, 2013 had an average age (weighted by TEU capacity) of 9.5 years and included one containership over 30 years old. See “Item 4. Information on the Company—B. Business Overview—Our Fleet, Acquisitions and Newbuild Vessels”. We cannot assure you that, as our vessels age, market conditions will justify such expenditures or will enable us to profitably operate our older vessels.

***Unless we set aside reserves or are able to borrow funds for vessel replacement, at the end of the useful lives of our vessels our revenue will decline, which would adversely affect our business, results of operations and financial condition.***

Our current fleet of 57 containerships, including 10 newbuild vessels on order, as of February 22, 2013, had an average age (weighted by TEU capacity) of 9.5 years and included one containership over 30 years old. See “Item 4. Information on the Company—B. Business Overview—Our Fleet, Acquisitions and Newbuild Vessels”. Unless we maintain reserves or are able to borrow or raise funds for vessel replacement, we will be unable to replace the older vessels in our fleet. Our cash flows and income are dependent on the revenues earned by the chartering of our containerships. The inability to replace the vessels in our fleet upon the expiration of their useful lives could have a material adverse effect on our business, results of operations and financial condition and our ability to pay dividends to our stockholders. Any reserves set aside for vessel replacement will not be available for dividends.

***Containership values decreased significantly in 2008 and 2009 and have remained at depressed levels through 2012. Containership values may decrease further and over time may fluctuate substantially. If these values are low at a time when we are attempting to dispose of a vessel, we could incur a loss.***

Containership values can fluctuate substantially over time due to a number of different factors, including:

- prevailing economic conditions in the markets in which containerships operate;
- reduced demand for containerships, including as a result of a substantial or extended decline in world trade;
- increases in the supply of containership capacity;
- prevailing charter rates; and
- the cost of retrofitting or modifying existing ships to respond to technological advances in vessel design or equipment, changes in applicable environmental or other regulations or standards, or otherwise.

If the market values of our vessels further deteriorate, we may be required to record an impairment charge in our financial statements, which could adversely affect our results of operations. In addition, any such deterioration in the market values of our vessels could trigger a breach under our credit facilities, which could adversely affect our operations. If a charter expires or is terminated, we may be unable to re-charter the vessel at an acceptable rate and, rather than continue to incur costs to maintain the vessel, may seek to dispose of it. Our inability to dispose of the containership at a reasonable price could result in a loss on its sale and adversely affect our results of operations and financial condition.

***Our growth depends on our ability to expand relationships with existing charterers and to obtain new time charters, for which we will face substantial competition from new entrants and established companies with significant resources.***

One of our principal objectives is to acquire additional containerships in conjunction with entering into additional multi-year time charters for these vessels. The process of obtaining new multi-year time charters is highly competitive and generally involves an intensive screening process and competitive bids, and often extends for several months. Generally, we compete for charters based upon charter rate, customer relationships, operating expertise, professional reputation and containership specifications, including size, age and condition.

In addition, as vessels age, it can be more difficult to employ them on profitable time charters, particularly during periods of decreased demand in the charter market. Accordingly, we may find it difficult to continue to find profitable employment for our older vessels, including the one vessel in our fleet over 30 years of age as of February 22, 2013.

We face substantial competition from a number of experienced companies, including state-sponsored entities. Some of these competitors have significantly greater financial resources than we do, and can therefore operate larger fleets and may be able to offer better charter rates. In the future, we may also face competition from reputable, experienced and well-capitalized marine transportation companies that do not currently own containerships, but may choose to do so. Any increased competition may cause greater price competition for time charters, as well as for the acquisition of high-quality secondhand vessels and newbuild vessels. Further, since the charter rate is generally considered to be one of the principal factors in a charterer's decision to charter a vessel, the rates offered by our competitors can place downward pressure on rates throughout the charter market. As a result of these factors, we may be unable to re-charter our containerships, expand our relationships with existing customers or to obtain new customers on a profitable basis, if at all, which could have a material adverse effect on our business, results of operations and financial condition and our ability to pay dividends to our stockholders.

***Due to our lack of diversification, adverse developments in the containership transportation business could reduce our ability to service our debt obligations and pay dividends to our stockholders.***

We rely exclusively on the cash flow generated from charters for our containerships. Due to our lack of diversification, an adverse development in the container shipping industry would have a significantly greater impact on our financial condition and results of operations than if we maintained more diverse assets or lines of business. An adverse development could also impair our ability to service debt or pay dividends to our stockholders.

***We may have more difficulty entering into multi-year, fixed-rate time charters if a more active short-term or spot container shipping market develops.***

One of our principal strategies is to enter into multi-year, fixed-rate time charters in both strong and weak charter rate environments, although in weaker charter rate environments we would generally expect to target somewhat shorter charter terms. If more containerships become available for the spot or short-term charter market, we may have difficulty entering into additional multi-year, fixed-rate time charters for our containerships due to the increased supply of containerships and the possibility of lower rates in the spot market. As a result, we will then have to charter more of our containerships for shorter periods and our revenues, cash flows and profitability could then reflect, to some degree, fluctuations in the short-term charter market.

***We may be unable to re-charter our vessels at profitable rates, if at all, upon their time charter expiry.***

As of February 22, 2013, the current time charters for 9 of our 47 containerships in the water will reach their maturities before the end of 2013. While we generally expect to be able to obtain time charters for our vessels within a reasonable period prior to their time charter expiry, we cannot be assured that this will occur in any particular case, or at all. In addition, demand for containerships has been weakening, and we may be unable to secure re-chartering rates that are as profitable as the current time charters. If we are unable to obtain new time charters for these containerships at favorable rates, it could have a material adverse effect on our business, results of operations and financial condition and our ability to pay dividends to our stockholders.

***We are a holding company and we depend on the ability of our subsidiaries to distribute funds to us in order to satisfy our financial obligations and to make dividend payments.***

We are a holding company and our subsidiaries conduct all of our operations and own all of our operating assets. We have no significant assets other than the equity interests in our subsidiaries. As a result, our ability to pay our obligations and to make dividend payments depends entirely on our subsidiaries and their ability to distribute funds to us. The ability of a subsidiary to make these distributions could be affected by a claim or other action by a third party, including a creditor, or by the law of their respective jurisdictions of incorporation which regulates the payment of dividends. If we are unable to obtain funds from our subsidiaries, our board of directors may exercise its discretion not to declare or pay dividends.

***Our credit facilities or other financing arrangements contain payment obligations and restrictive covenants that may limit our liquidity and our ability to expand our fleet. A failure by us to meet our obligations under our credit facilities could result in an event of default under such credit facilities and foreclosure on our vessels.***

Our credit facilities impose certain operating and financial restrictions on us. These restrictions in our existing credit facilities generally limit Costamare Inc., and our subsidiaries' ability to, among other things:

- pay dividends if an event of default has occurred and is continuing or would occur as a result of the payment of such dividends;
- purchase or otherwise acquire for value any shares of our subsidiaries' capital;
- make or repay loans or advances, other than repayment of the credit facilities;

- make investments in other persons;
- sell or transfer significant assets, including any vessel or vessels mortgaged under the credit facilities, to any person, including Costamare Inc. and our subsidiaries;
- create liens on assets; or
- allow the Konstantakopoulos family's direct or indirect holding in Costamare Inc. to fall below 40% of the total issued share capital.

Our existing credit facilities also require Costamare Inc. and certain of our subsidiaries to maintain the aggregate of (a) the market value, primarily on an inclusive charter basis, of the mortgaged vessel or vessels and (b) the market value of any additional security provided to the lenders, above a percentage ranging between 100% to 125% of the then outstanding amount of the credit facility and any related swap exposure.

Costamare Inc. is required to maintain compliance with the following financial covenants:

- the ratio of our total liabilities (after deducting all cash and cash equivalents) to market value adjusted total assets (after deducting all cash and cash equivalents) may not exceed 0.75:1;
- the ratio of EBITDA over net interest expense must be equal to or higher than 2.5:1;
- the aggregate amount of all cash and cash equivalents may not be less than the greater of (i) \$30 million or (ii) 3% of the total debt, *provided, however*, that under two of our credit facilities, a minimum cash amount equal to 3% of the loan outstanding must be maintained in accounts with the lender; and
- the market value adjusted net worth must at all times exceed \$500 million.

A failure to meet our payment and other obligations could lead to defaults under our credit facilities. Our lenders could then accelerate our indebtedness and foreclose on the vessels in our fleet securing those credit facilities, which could result in the acceleration of other indebtedness that we may have at such time and the commencement of similar foreclosure proceedings by other lenders. The loss of these vessels would have a material adverse effect on our operating results and financial condition. For additional information see "Item 5. Operating and Financial Review and Prospects—B. Liquidity and Capital Resources—Credit Facilities".

***Substantial debt levels could limit our ability to obtain additional financing and pursue other business opportunities.***

As of December 31, 2012, we had outstanding indebtedness of \$1.56 billion and we expect to incur additional indebtedness as we grow our fleet. This level of debt could have important consequences to us, including the following:

- our ability to obtain additional financing for working capital, capital expenditures, acquisitions or other purposes may be impaired or such financing may be unavailable on favorable terms;
- we may need to use a substantial portion of our cash from operations to make principal and interest payments on our debt, thereby reducing the funds that would otherwise be available for operations, future business opportunities and dividends to our stockholders;
- our debt level could make us more vulnerable than our competitors with less debt to competitive pressures or a downturn in our business or the economy generally; and
- our debt level may limit our flexibility in responding to changing business and economic conditions.

Our ability to service our debt will depend upon, among other things, our future financial and operating performance, which will be affected by prevailing economic conditions and financial, business, regulatory and other factors, some of which are beyond our control. If our operating income is not sufficient to service our current or future indebtedness, we will be forced to take actions such as reducing or delaying our business activities, acquisitions, investments or capital expenditures, selling assets, restructuring or refinancing our debt or seeking additional equity capital. We may not be able to effect any of these remedies on satisfactory terms, or at all.

***The derivative contracts we have entered into to hedge our exposure to fluctuations in interest rates could result in higher than market interest rates and reductions in our stockholders' equity, as well as charges against our income.***

We have entered into interest rate swaps generally for purposes of managing our exposure to fluctuations in interest rates applicable to indebtedness under our credit facilities which were advanced at floating rates based on LIBOR. As of December 31, 2012, the aggregate notional amount of interest rate swaps relating to our fleet as of such date was \$1.25 billion, and the aggregate notional amount of interest rate swaps relating to the committed credit facilities for our newbuilds on order was \$0.57 billion, which will become effective as amounts are drawn under such facilities to finance the newbuildings. We have also entered into certain currency hedges. There is no assurance that our derivative contracts will provide adequate protection against adverse changes in interest rates or currency exchange ratios or that our bank counterparties will be able to perform their obligations. In addition, as a result of the implementation of new regulation of the swaps markets in the United States, the European Union and elsewhere over the next few years, the cost and availability of interest rate and currency hedges may increase or suitable hedges may not be available.

While we monitor the credit risks associated with our bank counterparties, there can be no assurance that these counterparties would be able to meet their commitments under our derivative contracts. Our bank counterparties include financial institutions that are based in European Union countries that have faced and continue to face severe financial stress due to the ongoing sovereign debt crisis. The potential for our bank counterparties to default on their obligations under our derivative contracts may be highest when we are most exposed to the fluctuations in interest and currency rates such contracts are designed to hedge, and several or all of our bank counterparties may simultaneously be unable to perform their obligations due to the same events or occurrences in global financial markets.

To the extent our existing interest rate swaps do not, and future derivative contracts may not, qualify for treatment as hedges for accounting purposes we would recognize fluctuations in the fair value of such contracts in our income statement. In addition, changes in the fair value of our derivative contracts are recognized in "Accumulated Other Comprehensive Loss" on our balance sheet, and can affect compliance with the net worth covenant requirements in our credit facilities. Changes in the fair value of our derivative contracts that do not qualify for treatment as hedges for accounting and financial reporting purposes affect, among other things, our net income, earnings per share and EBITDA coverage ratio. For additional information see "Item 5. Operating and Financial Review and Prospects".

***Because we generate all of our revenues in United States dollars but incur a significant portion of our expenses in other currencies, exchange rate fluctuations could hurt our results of operations.***

We generate all of our revenues in United States dollars and for the year ended December 31, 2012, we incurred a substantial portion of our vessels' operating expenses in currencies other than United States dollars. This difference could lead to fluctuations in net income due to changes in the value of the United States dollar relative to other currencies, in particular the Euro. Expenses incurred in foreign currencies against which the United States dollar falls in value could increase, thereby decreasing our net income. While we have hedged some of this exposure, our U.S. dollar denominated results of operations and financial condition and ability to pay dividends could suffer from adverse currency exchange rate movements. While we believe that we are adequately hedged against this exposure through 2013, future declines in the U.S. dollar versus the Euro could have a material effect on our operating expenses and net income.

***Increased competition in technology and innovation could reduce our charter hire income and the value of our vessels.***

The charter rates and the value and operational life of a vessel are determined by a number of factors, including the vessel's efficiency, operational flexibility and physical life. Efficiency includes speed and fuel economy. Flexibility includes the ability to enter harbors, utilize related docking

facilities and pass through canals and straits. Physical life is related to the original design and construction, maintenance and the impact of the stress of operations. If new ship designs currently promoted by shipyards as being more fuel efficient perform as promoted, or if new containerships are built in the future that are more efficient or flexible or have longer physical lives than our vessels, competition from these more technologically advanced containerships could adversely affect our ability to re-charter, the amount of charter-hire payments that we receive for our containerships once their current time charters expire and the resale value of our containerships. This could adversely affect our ability to service our debt or pay dividends to our stockholders.

***We are subject to regulation and liability under environmental and operational safety laws that could require significant expenditures and affect our cash flows and net income.***

Our business and the operation of our vessels are materially affected by environmental regulation in the form of international, national, state and local laws, regulations, conventions, treaties and standards in force in international waters and the jurisdictions in which our containerships operate, as well as in the country or countries of their registration, including those governing the management and disposal of hazardous substances and wastes, the cleanup of oil spills and other contamination, air emissions, water discharges and ballast water management. Because such conventions, laws and regulations are often revised, it is difficult to predict the ultimate cost of compliance with such requirements or their impact on the resale value or useful lives of our containerships.

Environmental requirements can also affect the resale value or useful lives of our vessels, require a reduction in cargo capacity, vessel modifications or operational changes or restrictions, lead to decreased availability of, or more costly insurance coverage for, environmental matters or result in the denial of access to certain jurisdictional waters or ports. Under local, national and foreign laws, as well as international treaties and conventions, we could incur material liabilities, including cleanup obligations and claims for natural resource damages, personal injury and/or property damages in the event that there is a release of petroleum or other hazardous materials from our vessels or otherwise in connection with our operations. Violations of, or liabilities under, environmental requirements can result in substantial penalties, fines and other sanctions, including criminal sanctions, and, in certain instances, seizure or detention of our containerships. Events of this nature or additional environmental conventions, laws and regulations could have a material adverse effect on our financial condition, results of operations and ability to pay dividends to our stockholders.

The operation of vessels is also affected by the requirements set forth in the International Safety Management Code (the “ISM Code”). The ISM Code requires vessel owners and managers to develop and maintain an extensive “Safety Management System” that includes the adoption of a safety and environmental protection policy setting forth instructions and procedures for safe vessel operation and describing procedures for dealing with emergencies. Failure to comply with the ISM Code may subject us to increased liability, may decrease or suspend available insurance coverage for the affected vessels, and may result in a denial of access to, or detention in, certain ports. Each of the containerships in our fleet and each of our affiliated managers are ISM Code-certified and it is anticipated that V.Ships Greece Ltd. (“V.Ships Greece”) will obtain such certification prior to commencing management of our vessels as described below. However, there can be no assurance that such certifications can be maintained indefinitely.

Governmental regulation of the shipping industry, particularly in the areas of safety and environmental requirements, can be expected to become stricter in the future. In addition, we believe that the heightened environmental, quality and security concerns of insurance underwriters, regulators and charterers will lead to additional requirements, including enhanced risk assessment and security requirements and greater inspection and safety requirements for vessels. In complying with new environmental laws and regulations and other requirements that may be adopted, we may have to incur significant capital and operational expenditures to keep our containerships in compliance, or even to scrap or sell certain containerships altogether. For additional information see “Item 4. Information on the Company—B. Business Overview—Risk of Loss and Liability Insurance—Environmental and Other Regulations”.

***The smuggling of drugs or other contraband onto our vessels may lead to governmental claims against us.***

We expect that our vessels will call in ports in South America and other areas where smugglers attempt to hide drugs and other contraband on vessels, with or without the knowledge of crew members. To the extent our vessels are found with contraband, whether inside or attached to the hull of our vessel and whether with or without the knowledge of any of our crew, we may face governmental or other regulatory claims or penalties which could have an adverse effect on our business, results of operations, cash flows, financial condition and ability to pay dividends.

***Increased inspection procedures, tighter import and export controls and new security regulations could increase costs and cause disruption of our containership business.***

International container shipping is subject to security and customs inspection and related procedures in countries of origin, destination, and certain trans-shipment points. These inspection procedures can result in cargo seizure, delays in the loading, offloading, trans-shipment, or delivery of containers, and the levying of customs duties, fines and other penalties against us.

Since the events of September 11, 2001, United States authorities have substantially increased container inspections. Government investment in non-intrusive container scanning technology has grown and there is interest in electronic monitoring technology, including so-called “e-seals” and “smart” containers, that would enable remote, centralized monitoring of containers during shipment to identify tampering with or opening of the containers, along with potentially measuring other characteristics such as temperature, air pressure, motion, chemicals, biological agents and radiation. Also, as a response to the events of September 11, 2001, additional vessel security requirements have been imposed, including the installation of security alert and automatic identification systems on board vessels.

It is unclear what additional changes, if any, to the existing inspection and security procedures may ultimately be proposed or implemented in the future, or how any such changes will affect the industry. It is possible that such changes could impose additional financial and legal obligations on us. Furthermore, changes to inspection and security procedures could also impose additional costs and obligations on our customers and may, in certain cases, render the shipment of certain types of goods in containers uneconomical or impractical. Any such changes or developments could have a material adverse effect on our business, results of operations and financial condition and our ability to pay dividends to our stockholders.

The operation of our vessels is also affected by the requirements set forth in the International Ship and Port Facilities Security Code (the “ISPS Code”). The ISPS Code requires vessels to develop and maintain a ship security plan that provides security measures to address potential threats to the security of ships or port facilities. Although each of our containerships is ISPS Code-certified, any failure to comply with the ISPS Code or maintain such certifications may subject us to increased liability and may result in denial of access to, or detention in, certain ports. Furthermore, compliance with the ISPS Code requires us to incur certain costs. Although such costs have not been material to date, if new or more stringent regulations relating to the ISPS Code are adopted by the IMO and the flag states, these requirements could require significant additional capital expenditures or otherwise increase the costs of our operations.

***Governments could requisition our vessels during a period of war or emergency, resulting in loss of earnings.***

A government of the jurisdiction where one or more of our containerships are registered could requisition for title or seize our containerships. Requisition for title occurs when a government takes control of a vessel and becomes its owner. Also, a government could requisition our containerships for hire. Requisition for hire occurs when a government takes control of a ship and effectively becomes the charterer at dictated charter rates. Generally, requisitions occur during a period of war or emergency, although governments may elect to requisition vessels in other circumstances. Although we would expect to be entitled to compensation in the event of a requisition of one or more of our vessels, the amount and timing of payment, if any, would be uncertain. Government

requisition of one or more of our containerships may cause us to breach covenants in certain of our credit facilities, and could have a material adverse effect on our business, results of operations and financial condition and our ability to pay dividends to our stockholders.

***The global financial markets continue to experience economic instability resulting from terrorist attacks, regional armed conflicts and general political unrest.***

Terrorist attacks in certain parts of the world over the last decade, such as the attacks on the United States on September 11, 2001, and the continuing response of the United States and other countries to these attacks, as well as the threat of future terrorist attacks, continue to cause uncertainty and volatility in the world financial markets and may affect our business, results of operations and financial condition. In addition, current conflicts in Afghanistan and general political unrest in certain African nations and the Middle East may lead to additional regional conflicts and acts of terrorism around the world, which may contribute to further economic instability in the global financial markets. Political tension or conflicts in the Asia Pacific Region may also reduce the demand for our services. These uncertainties, as well as future hostilities or other political instability in regions where our vessels trade, could also affect trade volumes and patterns and adversely affect our operations, our ability to obtain financing and otherwise have a material adverse effect on our financial condition, results of operations and ability to pay dividends to our stockholders.

***Acts of piracy on ocean-going vessels have recently increased in frequency, which could adversely affect our business.***

Acts of piracy have historically affected ocean-going vessels trading in certain regions of the world, such as the South China Sea and the Gulf of Aden off the coast of Somalia. Since late 2010, particularly in the Gulf of Aden, the frequency and violence level of piracy incidents against commercial shipping vessels has further increased from the already high levels that have generally existed since 2008. Our vessels regularly travel through regions where pirates are active. We may not be adequately insured to cover losses from these incidents, which could have a material adverse effect on our results of operations, financial condition and ability to pay dividends. Crew costs, including those due to employing onboard security guards, could also increase in such circumstances.

***Risks inherent in the operation of ocean-going vessels could affect our business and reputation, which could adversely affect our expenses, net income and stock price.***

The operation of ocean-going vessels carries inherent risks. These risks include the possibility of:

- marine disaster;
- environmental accidents;
- grounding, fire, explosions and collisions;
- cargo and property loss or damage;
- business interruptions caused by mechanical failure, human error, war, terrorism, political action in various countries, or adverse weather conditions; and
- work stoppages or other labor problems with crew members serving on our containerships, some of whom are unionized and covered by collective bargaining agreements.

Such occurrences could result in death or injury to persons, loss of property or environmental damage, delays in the delivery of cargo, loss of revenues from or termination of charter contracts, governmental fines, penalties or restrictions on conducting business, higher insurance rates, and damage to our reputation and customer relationships generally. Although we maintain hull and machinery and war risks insurance, as well as protection and indemnity insurance, which may cover certain risks of loss resulting from such occurrences, our insurance coverage may be subject to caps or not cover such losses, and any of these circumstances or events could increase our costs or lower our revenues. The involvement of our vessels in an environmental disaster may harm our reputation as a safe and reliable vessel owner and operator.



On October 5, 2011, our vessel *Rena* ran aground on the Astrolabe Reef off New Zealand and sustained significant damage. The vessel was determined to be a constructive total loss for insurance purposes. On October 1, 2012, we announced that Daina Shipping Co., our subsidiary that owned the *Rena*, entered into a settlement agreement with the New Zealand government in respect of certain matters arising from the *Rena*'s grounding. The settlement provided that Daina Shipping Co. would make a payment of NZ\$27.6 million as well as an additional NZ\$10.4 million if it is permitted to leave part of the vessel in place, both of which are covered by our insurers. On October 26, 2012, Daina Shipping Co. pleaded guilty in a New Zealand court to a strict liability criminal charge of discharging harmful substances and was fined NZ\$300,050. Proceedings relating to the lost cargo and damages sustained by third parties are at an early stage. While we anticipate that our insurance policies will cover most costs and losses associated with the incident, such insurance may not be sufficient to cover all risks. As a result, claims against us or our subsidiaries as a result of the grounding of the *Rena* could have a material adverse effect on our business.

***Our insurance may be insufficient to cover losses that may occur to our property or result from our operations.***

The operation of any vessel includes risks such as mechanical failure, collision, fire, contact with floating objects, property loss, cargo loss or damage and business interruption due to political circumstances in foreign countries, hostilities and labor strikes. In addition, there is always an inherent possibility of a marine disaster, including oil spills and other environmental mishaps. There are also liabilities arising from owning and operating vessels in international trade. We procure insurance for our fleet of containerships in relation to risks commonly insured against by vessel owners and operators. Our current insurance includes (i) hull and machinery insurance covering damage to our and third-party vessels' hulls and machinery from, among other things, collisions and contact with fixed and floating objects, (ii) war risks insurance covering losses associated with the outbreak or escalation of hostilities and (iii) protection and indemnity insurance (which includes environmental damage) covering, among other things, third-party and crew liabilities such as expenses resulting from the injury or death of crew members, passengers and other third parties, the loss or damage to cargo, third-party claims arising from collisions with other vessels, damage to other third-party property and pollution arising from oil or other substances.

We can give no assurance that we are adequately insured against all risks or that our insurers will pay a particular claim. Even if our insurance coverage is adequate to cover our losses, we may not be able to obtain a timely replacement containership in the event of a loss of a containership. Under the terms of our credit facilities, we are subject to restrictions on the use of any proceeds we may receive from claims under our insurance policies. Furthermore, in the future, we may not be able to obtain adequate insurance coverage at reasonable rates for our fleet. For example, more stringent environmental regulations have led to increased costs for, and in the future may result in the lack of availability of, insurance against risks of environmental damage or pollution. We may also be subject to calls, or premiums, in amounts based not only on our own claim records but also the claim records of all other members of the protection and indemnity associations through which we receive indemnity insurance coverage. There is no cap on our liability exposure for such calls or premiums payable to our protection and indemnity association; however, such calls or premiums have only been assessed by the protection and indemnity association in which our vessels are currently entered in two of the last fifteen years, in each case, for amounts that were immaterial. Based on the limited size and frequency of the calls or premiums historically, we do not believe these amounts to be material. Our insurance policies also contain deductibles, limitations and exclusions which, although we believe are standard in the shipping industry, may nevertheless increase our costs. A catastrophic oil spill or marine disaster could exceed our insurance coverage, which could harm our business, financial condition and operating results and our ability to pay dividends to our stockholders. Any uninsured or underinsured loss could harm our business and financial condition. In addition, the insurance may be voidable by the insurers as a result of certain actions, such as vessels failing to maintain required certification.

In addition, we do not carry loss of hire insurance. Loss of hire insurance covers the loss of revenue during extended vessel off-hire periods, such as those that occur during an unscheduled dry-

docking due to damage to the vessel from accidents. Accordingly, any loss of a vessel or any extended period of vessel off-hire, due to an accident or otherwise, could have a material adverse effect on our business, results of operations and financial condition and our ability to pay dividends to our stockholders.

***Maritime claimants could arrest our vessels, which could interrupt our cash flows.***

Crew members, suppliers of goods and services to a vessel, shippers or receivers of cargo and other parties may be entitled to a maritime lien against a vessel for unsatisfied debts, claims or damages, including, in some jurisdictions, for debts incurred by previous owners. In many jurisdictions, a maritime lien-holder may enforce its lien by arresting a vessel. The arrest or attachment of one or more of our vessels, if such arrest or attachment is not timely discharged, could cause us to default on a charter or breach covenants in certain of our credit facilities, could interrupt our cash flows and could require us to pay large sums of money to have the arrest or attachment lifted.

In addition, in some jurisdictions, such as South Africa, under the “sister ship” theory of liability, a claimant may arrest both the vessel that is subject to the claimant’s maritime lien and any “associated” vessel, which is any vessel owned or controlled by the same owner. Claimants could try to assert “sister ship” liability against one containership in our fleet for claims relating to another of our containerships.

***Compliance with safety and other requirements imposed by classification societies may be very costly and may adversely affect our business.***

The hull and machinery of every commercial vessel must be classed by a classification society. The classification society certifies that the vessel has been built and maintained in accordance with the applicable rules and regulations of the classification society. Moreover, every vessel must comply with any applicable international conventions and the regulations of the vessel’s flag state as verified by a classification society. Finally, each vessel must successfully undergo periodic surveys, including annual, intermediate and special surveys.

If any vessel does not maintain its class, it will lose its insurance coverage and be unable to trade, and the vessel’s owner will be in breach of relevant covenants under its financing arrangements. Failure to maintain the class of one or more of our containerships could have a material adverse effect on our financial condition and results of operations, as well as our cash flows.

***Our business depends upon certain members of our senior management who may not necessarily continue to work for us.***

Our future success depends to a significant extent upon our chairman and chief executive officer, Konstantinos Konstantakopoulos, certain members of our senior management and our managers. Mr. Konstantakopoulos has substantial experience in the container shipping industry and has worked with us and our managers for many years. He, our managers and certain of our senior management team are crucial to the execution of our business strategies and to the growth and development of our business. If these individuals were no longer to be affiliated with us or our managers, or if we were to otherwise cease to receive services from them, we may be unable to recruit other employees with equivalent talent and experience, which could have a material adverse effect on our financial condition and results of operations.

***Our arrangements with our chief executive officer restrict his ability to compete with us, and such restrictive covenants generally may be unenforceable.***

Konstantinos Konstantakopoulos, our chairman and chief executive officer, has entered into a restrictive covenant agreement with us on November 3, 2010, which is governed by English law, and under which, except for in certain limited circumstances, he is precluded during the term of his service and for six months thereafter from owning containerships and from acquiring or investing in

a business that owns such vessels. English law generally does not favor the enforcement of such restrictions which are considered contrary to public policy and facially are void for being in restraint of trade. Our ability to enforce these restrictions, should it ever become necessary, will depend upon us establishing that we have a legitimate proprietary interest that is appropriate to protect, and that the protection sought is no more than is reasonable, having regard to the interests of the parties and the public interest. We cannot give any assurance that a court would enforce the restrictions as written by way of an injunction or that we could necessarily establish a case for damages as a result of a violation of the restrictive covenants agreement.

***We depend on our managers to operate our business, and if our managers fail to satisfactorily perform their management services, our results of operations, financial condition and ability to pay dividends may be harmed.***

Pursuant to the group management agreement between Costamare Shipping Company S.A. (“Costamare Shipping”) and us (the “Group Management Agreement”) and the individual ship-management agreements pertaining to each vessel, our managers and their affiliates may provide us with certain of our officers and will provide us with, among other things, certain commercial, technical and administrative services. See “Item 4. Information on the Company—B. Business Overview—Management of Our Fleet”. Our operational success will depend significantly upon our managers’ satisfactory performance of these services. Costamare Shipping, one of our managers, also owns the Costamare trademarks, which consist of the name “COSTAMARE” and the Costamare logo, and has agreed to license each trademark to us on a royalty free basis for the life of the Group Management Agreement. If the Group Management Agreement were to be terminated or if its terms were to be altered, our business could be adversely affected, as we may not be able to immediately replace such services, and even if replacement services were immediately available, the terms offered could be less favorable than the ones offered by our managers.

Our ability to compete for and enter into new time charters and to expand our relationships with our existing charterers will depend largely on our relationship with our managers and their reputation and relationships in the shipping industry. If our managers suffer material damage to their reputation or relationships, it may harm our ability to:

- renew existing time charters upon their expiration;
- obtain new time charters;
- successfully interact with shipyards;
- obtain financing and other contractual arrangements with third parties on commercially acceptable terms (therefore potentially increasing operating expenditure for the fleet);
- maintain satisfactory relationships with our charterers and suppliers; or
- successfully execute our business strategies.

If our ability to do any of the things described above is impaired, it could have a material adverse effect on our financial condition and results of operations, as well as our cash flows.

***We may not realize expected benefits from the Co-operation Agreement with V.Ships Greece, which may negatively impact our business.***

On January 7, 2013, Costamare Shipping entered into a Co-operation Agreement (the “Co-operation Agreement”) with V.Ships Greece, a member of V.Group, pursuant to which the two companies will establish a ship management cell (the “Cell”) under V.Ships Greece. The Cell is expected to replace CIEL Shipmanagement S.A. (“CIEL”) in April 2013 as sub-manager of certain of our vessels. See “Item 4. Information on the Company—B. Business Overview—Management of Our Fleet”. The net profit from the operation of the Cell will be split equally between V.Ships Greece and Costamare Shipping and Costamare Shipping will pass to us the net profit it receives, if any, pursuant to the Co-operation Agreement as a refund or reduction of the management fees payable by us to Costamare Shipping. We may not realize the anticipated benefits of the arrangement with V.Ships Greece, which include the Cell’s effective management of certain of our vessels, the generation of net profit by the Cell, a portion of which would be passed on to us, and

the reduction of our ship management expenditures. Also, Costamare Shipping or V.Ships Greece may terminate the Co-operation Agreement upon six months' notice.

***Our managers are privately held companies and there is little or no publicly available information about them.***

The ability of our managers to continue providing services for our benefit will depend in part on their own financial strength. Circumstances beyond our control could impair our managers' financial strength, and because they are privately held companies, information about their financial strength is not publicly available. As a result, an investor in our stock might have little advance warning of problems affecting any of our managers, even though these problems could have a material adverse effect on us. As part of our reporting obligations as a public company, we will disclose information regarding our managers that has a material impact on us to the extent that we become aware of such information.

***Our chairman and chief executive officer has affiliations with our managers and others that could create conflicts of interest between us and our managers or other entities in which he has an interest.***

The Group Management Agreement is between us and Costamare Shipping, which is controlled by our chairman and chief executive officer, Konstantinos Konstantakopoulos. While we believe that the terms of the Group Management Agreement are consistent with normal commercial practice of the industry, the agreement was not negotiated at arms-length by non-related parties. Accordingly, the terms may be less favorable to the Company than if such terms were obtained from a non-related third party. Additionally, Konstantinos Konstantakopoulos directly or indirectly controls our managers and will continue to be our chairman and chief executive officer and the owner of approximately 21.59% of our common stock, and this relationship could create conflicts of interest between us, on the one hand, and our managers, on the other hand. These conflicts, which are addressed in the Group Management Agreement and the restrictive covenant agreement between us and our chairman and chief executive officer, may arise in connection with the chartering, purchase, sale and operation of the vessels in our fleet versus vessels owned or chartered-in by other companies affiliated with our managers or our chairman and chief executive officer. These conflicts of interest may have an adverse effect on our results of operations. See "Item 4. Information on the Company—B. Business Overview—Management of Our Fleet" and "Item 7. Major Shareholders and Related Party Transactions—B. Related Party Transactions—Restrictive Covenant Agreements".

Additionally, Konstantinos Konstantakopoulos acquired a passive minority interest in certain companies controlled by the family of Dimitrios Lemonidis that own two containerships comparable to three of our vessels and may acquire additional vessels, as well as a passive minority interest in a company owned by the family of Mr. Lemonidis and several other individual investors that expects to acquire one containership comparable to one of our vessels. These vessels may compete with the Company's vessels for chartering opportunities. These investments were entered into following the review and approval of our Audit Committee and Board of Directors.

***Certain of our managers are permitted to provide management services to vessels owned by third parties that compete with us, which could result in conflicts of interest or otherwise adversely affect our business.***

CIEL and Shanghai Costamare, two of our current managers, are not prohibited from providing management services to vessels owned by third parties, including related parties, that may compete with us for charter opportunities. In addition, the Cell under V.Ships Greece, which is expected to replace CIEL in April 2013 as sub-manager of certain of our vessels, will actively seek to provide management services to vessels owned by third parties that may compete with us. Our managers' provision of management services to third parties, including related parties, that may compete with our vessels could give rise to conflicts of interest or adversely affect the ability of these managers to provide the level of service that we require. Conflicts of interest with respect to certain services, including sale and purchase and chartering activities, among others, may have an adverse effect on

our results of operations. CIEL and Shanghai Costamare have only provided management services to third parties in a limited number of cases in the past and currently do not provide any such services to third parties.

***Our vessels may call on ports located in countries that are subject to restrictions imposed by the United States government, which could negatively affect the trading price of our shares of common stock.***

From time to time on charterers' instructions, our vessels have called and may again call on ports located in countries subject to sanctions and embargoes imposed by the United States government and countries identified by the United States government as state sponsors of terrorism. The U.S. sanctions and embargo laws and regulations vary in their application, as they do not all apply to the same covered persons or proscribe the same activities, and such sanctions and embargo laws and regulations may be amended or strengthened over time.

For example, in 2010, the U.S. enacted the Comprehensive Iran Sanctions Accountability and Divestment Act ("CISADA"), which expanded the scope of the former Iran Sanctions Act. Among other things, CISADA expands the application of the prohibitions to non-U.S. companies, such as the Company, and introduces limits on the ability of companies and persons to do business or trade with Iran when such activities relate to the investment, supply or export of refined petroleum or petroleum products. In 2012, President Obama signed Executive Order 13608 which prohibits foreign persons from violating or attempting to violate, or causing a violation of any sanctions in effect against Iran or facilitating any deceptive transactions for or on behalf of any person subject to U.S. sanctions. The Secretary of the Treasury may prohibit any transactions or dealings, including any U.S. capital markets financing, involving any person found to be in violation of Executive Order 13608. Also in 2012, the U.S. enacted the Iran Threat Reduction and Syria Human Rights Act of 2012 (the "ITRA") which created new sanctions and strengthened existing sanctions. Among other things, the ITRA intensifies existing sanctions regarding the provision of goods, services, infrastructure or technology to Iran's petroleum or petrochemical sector. The ITRA also includes a provision requiring the President of the United States to impose five or more sanctions from Section 6(a) of the Iran Sanctions Act, as amended, on a person the President determines is a controlling beneficial owner of, or otherwise owns, operates, or controls or insures a vessel that was used to transport crude oil from Iran to another country and (1) if the person is a controlling beneficial owner of the vessel, the person had actual knowledge the vessel was so used or (2) if the person otherwise owns, operates, or controls, or insures the vessel, the person knew or should have known the vessel was so used. Such a person could be subject to a variety of sanctions, including exclusion from U.S. capital markets, exclusion from financial transactions subject to U.S. jurisdiction, and exclusion of that person's vessels from U.S. ports for up to two years. The ITRA also includes a requirement that issuers of securities must disclose to the SEC in their annual and quarterly reports filed after February 6, 2013 if the issuer or "any affiliate" has "knowingly" engaged in certain sanctioned activities involving Iran during the timeframe covered by the report. Finally, in January 2013, the U.S. enacted the Iran Freedom and Counter-Proliferation Act of 2012 (the "IFCPA") which expanded the scope of U.S. sanctions on any person that is part of Iran's energy, shipping or shipbuilding sector and operators of ports in Iran, and imposes penalties on any person who facilitates or otherwise knowingly provides significant financial, material or other support to these entities.

From January 2008 through December 2012, vessels in our fleet made a total of 168 calls to ports in Iran, Syria, Sudan and Cuba, representing approximately 0.9% of our approximately 19,253 calls on worldwide ports. Although we believe that we are in compliance with all applicable sanctions and embargo laws and regulations, and intend to maintain such compliance, there can be no assurance that we will be in compliance in the future, particularly as the scope of certain laws may be unclear and may be subject to changing interpretations. Any such violation could result in fines or other penalties and could result in some investors deciding, or being required, to divest their interest, or not to invest, in the Company. Additionally, some investors may decide to divest their interest, or not to invest, in the Company simply because we do business with companies that do business in sanctioned countries. Moreover, our charterers may violate applicable sanctions and

embargo laws and regulations as a result of actions that do not involve us or our vessels, and those violations could in turn negatively affect our reputation. Investor perception of the value of our common stock may also be adversely affected by the consequences of war, the effects of terrorism, civil unrest and governmental actions in these and surrounding countries.

***Because the Public Company Accounting Oversight Board is not currently permitted to inspect our independent accounting firm, you may not benefit from such inspections.***

Auditors of U.S. public companies are required by law to undergo periodic Public Company Accounting Oversight Board (“PCAOB”) inspections that assess their compliance with U.S. law and professional standards in connection with performance of audits of financial statements filed with the SEC. Certain European Union countries, including Greece, do not currently permit the PCAOB to conduct inspections of accounting firms established and operating in such European Union countries, even if they are part of major international firms. Accordingly, unlike for most U.S. public companies, the PCAOB is prevented from evaluating our auditor’s performance of audits and its quality control procedures, and, unlike stockholders of most U.S. public companies, we and our stockholders are deprived of the possible benefits of such inspections.

***We may be adversely affected by the introduction of new accounting rules for leasing.***

International and U.S. accounting standard-setting boards (the International Accounting Standards Board (“IASB”) and the Financial Accounting Standards Board (“FASB”)) have proposed changes to the accounting for operating and finance leases. If the proposals are adopted, they would be expected generally to have the effect of bringing most off-balance sheet leases onto a lessee’s balance sheet as liabilities which would also change the income and expense recognition patterns of those items. Financial statement metrics such as leverage and capital ratios, as well as EBITDA, may also be affected, even when cash flow and business activity have not changed. This may in turn affect covenant calculations under various contracts (e.g., loan agreements) unless the affected contracts are modified. The IASB and FASB are reconsidering their original proposals to address concerns raised by constituents and expect to issue revised proposals in the first quarter of 2013. Accordingly, the timing and ultimate effect of those proposals on the Company is uncertain.

***We are a Marshall Islands corporation, and the Marshall Islands does not have a well developed body of corporate law or a bankruptcy act, and, as a result, stockholders may have fewer rights and protections under Marshall Islands law than under the laws of a jurisdiction in the United States.***

Our corporate affairs are governed by our articles of incorporation and bylaws and by the Marshall Islands Business Corporations Act (the “BCA”). The provisions of the BCA are similar to provisions of the corporation laws of a number of states in the United States. However, there have been few judicial cases in the Marshall Islands interpreting the BCA. The rights and fiduciary responsibilities of directors under the laws of the Marshall Islands are not as clearly established as the rights and fiduciary responsibilities of directors under statutes or judicial precedent in existence in certain U.S. jurisdictions. Stockholder rights may differ as well. While the BCA does specifically incorporate the non-statutory law, or judicial case law, of the State of Delaware and other states with substantially similar legislative provisions, our public stockholders may have more difficulty in protecting their interests in the face of actions by the management, directors or controlling stockholders than would stockholders of a corporation incorporated in a U.S. jurisdiction.

The Marshall Islands has no established bankruptcy act, and as a result, any bankruptcy action involving our company would have to be initiated outside the Marshall Islands, and our public stockholders may find it difficult or impossible to pursue their claims in such other jurisdictions.

***It may be difficult or impossible to enforce service of process and enforcement of judgments against us and our officers and directors.***

We are a Marshall Islands corporation and all of our subsidiaries are, and will likely be, incorporated in jurisdictions outside the United States. In addition, our executive offices are located

outside of the United States in Athens, Greece. All of our directors and officers reside outside of the United States, and all or a substantial portion of our assets and the assets of most of our officers and directors are, and will likely be, located outside of the United States. As a result, it may be difficult or impossible for U.S. investors to serve legal process within the United States upon us or any of these persons or to enforce a judgment against us for civil liabilities in U.S. courts. In addition, you should not assume that courts in the countries in which we or our subsidiaries are incorporated or where our or our subsidiaries' assets are located (1) would enforce judgments of U.S. courts obtained in actions against us or our subsidiaries based upon the civil liability provisions of applicable U.S. Federal and state securities laws or (2) would enforce, in original actions, liabilities against us or our subsidiaries based on those laws.

There is also substantial doubt that the courts of the Marshall Islands or Greece would enter judgments in original actions brought in those courts predicated on U.S. Federal or state securities laws.

## **Risks Relating to our Common Stock**

### ***The price of our common stock may be volatile.***

The price of our common stock may be volatile and may fluctuate due to various factors including:

- actual or anticipated fluctuations in quarterly and annual results;
- fluctuations in the seaborne transportation industry, including fluctuations in the containership market;
- mergers and strategic alliances in the shipping industry;
- market conditions in the shipping industry;
- changes in governmental regulations or maritime self-regulatory organization standards;
- shortfalls in our operating results from levels forecasted by securities analysts;
- our payment of dividends;
- announcements concerning us or our competitors;
- general economic conditions;
- terrorist acts;
- future sales of our stock or other securities;
- investors' perception of us and the containership transportation industry;
- the general state of the securities market; and
- other developments affecting us, our industry or our competitors.

The containership sector of the shipping industry has been highly unpredictable and volatile. Securities markets worldwide are experiencing significant price and volume fluctuations. The market price for our common stock may also be volatile. This market volatility, as well as general economic, market or political conditions, could reduce the market price of our common stock in spite of our operating performance. Consequently, you may not be able to sell our common stock at prices equal to or greater than those at which you pay or paid.

### ***Our management is required to devote substantial time to complying with public company regulations.***

As a public company, we incur significant legal, accounting and other expenses. In addition, the Sarbanes-Oxley Act of 2002 ("Sarbanes-Oxley") as well as rules subsequently adopted by the SEC and the New York Stock Exchange ("NYSE"), including the Dodd-Frank Wall Street Reform and Consumer Protection Act of 2010, have imposed various requirements on public companies, including changes in corporate governance practices. Our directors, management and other personnel will need to devote a substantial amount of time to comply with these requirements. Moreover,

these rules and regulations relating to public companies will increase our legal and financial compliance costs and will make some activities more time-consuming and costly.

Sarbanes-Oxley requires, among other things, that we maintain and periodically evaluate our internal control over financial reporting and disclosure controls and procedures. In particular, under Section 404 of the Sarbanes-Oxley Act of 2002, we are required to include in each of our annual reports on Form 20-F a report containing our management's assessment of the effectiveness of our internal control over financial reporting and a related attestation of our independent auditors. We have undertaken the required review to comply with Section 404, including the documentation, testing and review of our internal controls under the direction of our management. While we did not identify any material weaknesses or significant deficiencies in our internal controls under the current assessment, we cannot be certain at this time that all our controls will be considered effective in future assessments. Therefore, we can give no assurances that our internal control over financial reporting will satisfy the new regulatory requirements in the future.

***We are a “foreign private issuer” and “controlled company” under the NYSE rules, and as such we are entitled to exemption from certain NYSE corporate governance standards, and you may not have the same protections afforded to stockholders of companies that are subject to all of the NYSE corporate governance requirements.***

We are a “foreign private issuer” under the securities laws of the United States and the rules of the NYSE. Under the securities laws of the United States, “foreign private issuers” are subject to different disclosure requirements than U.S. domiciled registrants, as well as different financial reporting requirements. Under the NYSE rules, a “foreign private issuer” is subject to less stringent corporate governance requirements. Subject to certain exceptions, the rules of the NYSE permit a “foreign private issuer” to follow its home country practice in lieu of the listing requirements of the NYSE. In addition, members of the Konstantakopoulos family continue to own, in the aggregate, a majority of our outstanding common stock. As a result, we are a “controlled company” within the meaning of the NYSE corporate governance standards. Under the NYSE rules, a company of which more than 50% of the voting power is held by another company or group is a “controlled company” and may elect not to comply with certain NYSE corporate governance requirements, including (1) the requirement that a majority of the board of directors consist of independent directors, (2) the requirement that the nominating committee be composed entirely of independent directors and have a written charter addressing the committee's purpose and responsibilities, (3) the requirement that the compensation committee be composed entirely of independent directors and have a written charter addressing the committee's purpose and responsibilities and (4) the requirement of an annual performance evaluation of the nominating and corporate governance and compensation committees. As permitted by these exemptions, as well as by our bylaws and the laws of the Marshall Islands, we currently have a board of directors with a majority of non-independent directors, an audit committee comprised solely of two independent directors and a combined corporate governance, nominating and compensation committee with one non-independent director serving as a committee chairman. As a result, non-independent directors, including members of our management who also serve on our board of directors, may, among other things, fix the compensation of our management, make stock and option awards and resolve governance issues regarding our company. Accordingly, in the future you may not have the same protections afforded to stockholders of companies that are subject to all of the NYSE corporate governance requirements.

***Future sales of our common stock could cause the market price of our common stock to decline.***

Sales of a substantial number of shares of our common stock in the public market, or the perception that these sales could occur, may depress the market price for our common stock. These sales could also impair our ability to raise additional capital through the sale of our equity securities in the future.

Subject to the rules of the NYSE, in the future, we may issue additional shares of common stock, and other equity securities of equal or senior rank, without stockholder approval, in a number of circumstances.



The issuance by us of additional shares of common stock or other equity securities of equal or senior rank would have the following effects:

- our existing stockholders' proportionate ownership interest in us will decrease;
- the dividend amount payable per share on our common stock may be lower;
- the relative voting strength of each previously outstanding share may be diminished; and
- the market price of our common stock may decline.

Our stockholders also may elect to sell large numbers of shares held by them from time to time. The number of shares of common stock available for sale in the public market will be limited by restrictions applicable under securities laws, and agreements that we and our executive officers, directors and existing stockholders may enter into with the underwriters at the time of an offering. Subject to certain exceptions, these agreements generally restrict us and our executive officers, directors and existing stockholders from directly or indirectly offering, selling, pledging, hedging or otherwise disposing of our equity securities or any security that is convertible into or exercisable or exchangeable for our equity securities and from engaging in certain other transactions relating to such securities for an agreed period after the date of an offering prospectus without the prior written consent of the underwriter(s).

***Members of the Konstantakopoulos family are our principal existing stockholders and will control the outcome of matters on which our stockholders are entitled to vote; their interests may be different from yours.***

Members of the Konstantakopoulos family own, directly or indirectly, approximately 64.8% of our outstanding common stock, in the aggregate. These stockholders will be able to control the outcome of matters on which our stockholders are entitled to vote, including the election of our entire board of directors and other significant corporate actions. The interests of each of these stockholders may be different from yours.

***Anti-takeover provisions in our organizational documents could make it difficult for our stockholders to replace or remove our current board of directors or could have the effect of discouraging, delaying or preventing a merger or acquisition, which could adversely affect the market price of the shares of our common stock.***

Several provisions of our articles of incorporation and bylaws could make it difficult for our stockholders to change the composition of our board of directors in any one year, preventing them from changing the composition of our management. In addition, the same provisions may discourage, delay or prevent a merger or acquisition that stockholders may consider favorable.

These provisions:

- authorize our board of directors to issue "blank check" preferred stock without stockholder approval;
- provide for a classified board of directors with staggered, three-year terms;
- prohibit cumulative voting in the election of directors;
- authorize the removal of directors only for cause and only upon the affirmative vote of the holders of a majority of the outstanding stock entitled to vote for those directors;
- prohibit stockholder action by written consent unless the written consent is signed by all stockholders entitled to vote on the action; and
- establish advance notice requirements for nominations for election to our board of directors or for proposing matters that can be acted on by stockholders at stockholder meetings.

We have adopted a stockholder rights plan pursuant to which our board of directors may cause the substantial dilution of the holdings of any person that attempts to acquire us without the approval of our board of directors.

These anti-takeover provisions, including the provisions of our stockholder rights plan, could substantially impede the ability of public stockholders to benefit from a change in control and, as a

result, may adversely affect the market price of our common stock and your ability to realize any potential change of control premium.

### **Tax Risks**

In addition to the following risk factors, you should read “Item 10. Additional Information—E. Tax Considerations—Marshall Islands Tax Considerations”, “Item 10. Additional Information—E. Tax Considerations—Liberian Tax Considerations” and “Item 10. Additional Information—E. Tax Considerations—United States Federal Income Tax Considerations” for a more complete discussion of the material Marshall Islands, Liberian and U.S. Federal income tax consequences of owning and disposing of our common stock.

#### ***We may have to pay tax on U.S.-source income, which would reduce our earnings.***

Under the United States Internal Revenue Code of 1986, as amended (the “Code”), the U.S. source gross transportation income of a ship-owning or chartering corporation, such as ourselves, is subject to a 4% U.S. Federal income tax without allowance for deduction, unless that corporation qualifies for exemption from tax under Section 883 of the Code and the Treasury Regulations promulgated thereunder. U.S. source gross transportation income consists of 50% of the gross shipping income that is attributable to transportation that begins or ends, but that does not both begin and end, in the United States.

We believe that we have qualified and currently intend to continue to qualify for this statutory tax exemption for the foreseeable future. However, no assurance can be given that this will be the case. If we or our subsidiaries are not entitled to this exemption under Section 883 for any taxable year, we or our subsidiaries would be subject for those years to a 4% U.S. Federal income tax on our U.S. source gross transportation income. The imposition of this taxation could have a negative effect on our business and would result in decreased earnings available for distribution to our stockholders. Some of our time charters contain provisions pursuant to which charterers undertake to reimburse us for the 4% gross basis tax on our U.S. source gross transportation income. For a more detailed discussion, see “Item 10. Additional Information—E. Tax Considerations—United States Federal Income Tax Considerations—Taxation of Our Shipping Income”.

#### ***If we were treated as a “passive foreign investment company”, certain adverse U.S. Federal income tax consequences could result to U.S. stockholders.***

A foreign corporation will be treated as a “passive foreign investment company”, or PFIC, for U.S. Federal income tax purposes if at least 75% of its gross income for any taxable year consists of certain types of “passive income”, or at least 50% of the average value of the corporation’s assets produce or are held for the production of those types of “passive income”. For purposes of these tests, “passive income” includes dividends, interest, and gains from the sale or exchange of investment property and rents and royalties other than rents and royalties that are received from unrelated parties in connection with the active conduct of a trade or business. For purposes of these tests, income derived from the performance of services does not constitute “passive income”. U.S. stockholders of a PFIC are subject to a disadvantageous U.S. Federal income tax regime with respect to the income derived by the PFIC, the distributions they receive from the PFIC, and the gain, if any, they derive from the sale or other disposition of their shares in the PFIC. If we are treated as a PFIC for any taxable year, we will provide information to U.S. stockholders who request such information to enable them to make certain elections to alleviate certain of the adverse U.S. Federal income tax consequences that would arise as a result of holding an interest in a PFIC.

Based on our proposed method of operation, we do not believe that we will be a PFIC with respect to any taxable year. In this regard, we intend to treat the gross income we derive or are deemed to derive from our time chartering activities as services income, rather than rental income. Accordingly, we believe that our income from our time chartering activities does not constitute “passive income”, and the assets that we own and operate in connection with the production of that income do not constitute passive assets. Our counsel, Cravath, Swaine & Moore LLP, is of the opinion that we should not be a PFIC based on certain assumptions made by them as well as certain

representations we made to them regarding the composition of our assets, the source of our income, and the nature of our operations.

There is, however, no legal authority under the PFIC rules addressing our proposed method of operation. Accordingly, no assurance can be given that the U.S. Internal Revenue Service (the “IRS”) or a court of law will accept our position, and there is a risk that the IRS or a court of law could determine that we are a PFIC. Moreover, no assurance can be given that we would not constitute a PFIC for any future taxable year if there were to be changes in the nature and extent of our operations.

If the IRS were to find that we are or have been a PFIC for any taxable year, U.S. stockholders would face adverse tax consequences. Under the PFIC rules, unless those stockholders make certain elections available under the Code, such stockholders would be liable to pay U.S. Federal income tax at the then prevailing income tax rates on ordinary income plus interest upon excess distributions and upon any gain from the disposition of our common stock, as if the excess distribution or gain had been recognized ratably over the stockholder’s holding period. Please read “Item 10. Additional Information—E. Tax Considerations—United States Federal Income Tax Considerations—Taxation of United States Holders—PFIC Status” for a more detailed discussion of the U.S. Federal income tax consequences to U.S. stockholders if we are treated as a PFIC.

***The enactment of proposed legislation could affect whether dividends paid by us constitute “qualified dividend income” eligible for the preferential rates.***

Legislation has been proposed in the United States Senate that would deny the preferential rates of U.S. Federal income tax currently imposed on “qualified dividend income” with respect to dividends received from a non-U.S. corporation, unless the non-U.S. corporation either is eligible for benefits of a comprehensive income tax treaty with the United States or is created or organized under the laws of a foreign country which has a comprehensive income tax system. Because the Marshall Islands has not entered into a comprehensive income tax treaty with the United States and imposes only limited taxes on corporations organized under its laws, it is unlikely that we could satisfy either of these requirements. Consequently, if this legislation were enacted in its current form the preferential rates of U.S. Federal income tax discussed in “Item 10. Additional Information—E. Tax Considerations—United States Federal Income Tax Considerations—Taxation of United States Holders—Distributions on Our Common Stock” may no longer be applicable to dividends received from us. As of the date of this annual report, it is not possible to predict with certainty whether or in what form the proposed legislation will be enacted.

## **ITEM 4. INFORMATION ON THE COMPANY**

### **A. History and Development of the Company**

Costamare Inc. was incorporated in the Republic of The Marshall Islands on April 21, 2008 under the Marshall Islands Business Corporations Act, for the purpose of completing a reorganization of 53 ship-owning companies then owned by our chief executive officer and other members of the Konstantakopoulos family under a single corporate holding company. We are controlled by members of the Konstantakopoulos family, which has a long history of operating and investing in the international shipping industry, including a long history of vessel ownership. Captain Vasileios Konstantakopoulos, the father of our chairman and chief executive officer, Konstantinos Konstantakopoulos, founded Costamare Shipping in 1975. We initially owned and operated drybulk carrier vessels, but in 1984 we became the first Greek-owned company to enter the containership market and, since 1992, we have focused exclusively on containerships. After assuming management of our company in 1998, Konstantinos Konstantakopoulos has concentrated on building a large, modern and reliable containership fleet run and supported by highly skilled, experienced and loyal personnel. He founded the management companies CIEL and Shanghai Costamare in 2001 and 2005, respectively, and he founded the manning agency C-Man Maritime Inc. (“C-Man Maritime”) in 2006. Today, Konstantinos Konstantakopoulos remains focused on continuing to develop the scope and capabilities of our management companies and related manning agency. Under Konstantinos Konstantakopoulos’s leadership, we have continued to foster a company culture focusing on excellent customer service, industry leadership and innovation.

In November 2010, we completed an initial public offering of our common stock in the United States and our common stock began trading on the New York Stock Exchange on November 4, 2010 under the ticker symbol “CMRE”. On March 27, 2012 and October 19, 2012, the Company completed two follow-on public equity offerings. We maintain our principal executive offices at 60 Zephyrou Street & Syngrou Avenue, 17564 Athens, Greece. Our telephone number at that address is +30-210-949-0050. Our registered address in the Marshall Islands is Trust Company Complex, Ajeltake Road, Ajeltake Island, Majuro, Marshall Islands MH96960. The name of our registered agent at such address is The Trust Company of the Marshall Islands, Inc.

### **B. Business Overview**

#### ***General***

We are an international owner of containerships, chartering our vessels to many of the world’s largest liner companies. As of February 22, 2013, we had a fleet of 57 containerships aggregating approximately 332,000 TEU, making us one of the largest public containership companies in the world, based on total TEU capacity. At that date, our fleet consisted of (i) 47 vessels in the water, aggregating approximately 242,000 TEU and (ii) ten newbuild vessels aggregating approximately 90,000 TEU that are scheduled to be delivered to us between March 2013 and February 2014. See “—Our Fleet, Acquisitions and Newbuild Vessels”.

Our strategy is to time-charter our containerships to a geographically diverse, financially strong and loyal group of leading liner companies. Our containerships operate primarily under multi-year time charters and therefore are not subject to the effect of seasonal variations in demand. Our containerships have a record of low unscheduled off-hire days, with fleet utilization levels of 99.7%, 99.3% and 99.9% in 2010, 2011 and 2012, respectively. Over the last three years our largest customers by revenue were A.P. Moller-Maersk, MSC and COSCO. As of February 22, 2013, the average (weighted by TEU capacity) remaining time-charter duration for our fleet of 57 containerships was 5.1 years, based on the remaining fixed terms and assuming the exercise of any owner’s options and the non-exercise of any charterer’s options under our containerships’ charters. As of February 22, 2013, our fixed-term charters represented an aggregate of \$2.7 billion of contracted revenue, assuming the earliest redelivery dates possible and 365 revenue days per annum per containership. Furthermore, five of our charters include options which allow us to unilaterally extend their terms for two additional one-year periods. The exercise of these options would result in an additional \$152.2 million of revenue.

Currently, our vessels are managed by at least one of Costamare Shipping, CIEL and Shanghai Costamare, each of which is controlled by our chairman and chief executive officer, except in certain cases where, subject to our consent, a third party has been contracted by Costamare Shipping to provide sub-management services. (We refer to Costamare Shipping, CIEL and Shanghai Costamare as our “affiliated managers”.) As described below, the Cell under V.Ships Greece is expected to replace CIEL as the sub-manager of certain of our vessels in April 2013. While Costamare Shipping will remain the head manager of our vessels and Costamare Shipping and Shanghai Costamare will continue to provide various management services to certain vessels, the Cell will be the exclusive third party sub-manager of Costamare Shipping (except for a limited number of vessels that may be managed by other third party sub-managers). We believe that having several management companies provides us with a deep pool of operational management in multiple locations with market-specific experience and relationships, as well as the geographic flexibility needed to manage and crew our large and diverse fleet so as to provide a high level of service, while remaining cost-effective.

### ***Our Fleet, Acquisitions and Newbuild Vessels***

The tables below provide additional information, as of February 22, 2013, about our fleet of 57 containerships, including our contracted newbuild vessels. Each vessel is a cellular containership, meaning it is a dedicated container vessel.

Vessel Name	Charterer	Year Built	Capacity (TEU)	Time Charter Term <sup>(1)</sup>	Current Daily Charter Hire (U.S. dollars)	Expiration of Charter <sup>(1)</sup>	Average Daily Charter Rate Until Earliest Expiry of Charter (U.S. dollars) <sup>(2)</sup>
1 COSCO GUANGZHOU	COSCO	2006	9,469	12 years	36,400	December 2017	36,400
2 COSCO NINGBO	COSCO	2006	9,469	12 years	36,400	January 2018	36,400
3 COSCO YANTIAN	COSCO	2006	9,469	12 years	36,400	February 2018	36,400
4 COSCO BEIJING	COSCO	2006	9,469	12 years	36,400	April 2018	36,400
5 COSCO HELLAS	COSCO	2006	9,469	12 years	37,519	May 2018	37,519
6 NAVARINO	Evergreen	2010	8,531	1.5 years	30,950	September 2013	30,950
7 MAERSK KAWASAKI <sup>(i)</sup>	A.P. Moller-Maersk	1997	7,403	10 years	37,000	December 2017	37,000
8 MAERSK KURE <sup>(i)</sup>	A.P. Moller-Maersk	1996	7,403	10 years	37,000	December 2017	37,000
9 MAERSK KOKURA <sup>(i)</sup>	A.P. Moller-Maersk	1997	7,403	10 years	37,000	February 2018	37,000
10 MSC METHONI	MSC	2003	6,724	10 years	29,000	September 2021	29,000
11 SEALAND NEW YORK	A.P. Moller-Maersk	2000	6,648	11 years	30,375 <sup>(3)</sup>	March 2018	27,122
12 MAERSK KOBE	A.P. Moller-Maersk	2000	6,648	11 years	38,179 <sup>(4)</sup>	May 2018	29,244
13 SEALAND WASHINGTON	A.P. Moller-Maersk	2000	6,648	11 years	30,375 <sup>(5)</sup>	June 2018	27,302
14 SEALAND MICHIGAN	A.P. Moller-Maersk	2000	6,648	11 years	25,375 <sup>(6)</sup>	August 2018	25,881
15 SEALAND ILLINOIS	A.P. Moller-Maersk	2000	6,648	11 years	30,375 <sup>(7)</sup>	October 2018	27,455
16 MAERSK KOLKATA	A.P. Moller-Maersk	2003	6,644	11 years	38,865 <sup>(8)</sup>	November 2019	31,583
17 MAERSK KINGSTON	A.P. Moller-Maersk	2003	6,644	11 years	38,461 <sup>(9)</sup>	February 2020	31,702
18 MAERSK KALAMATA	A.P. Moller-Maersk	2003	6,644	11 years	38,418 <sup>(10)</sup>	April 2020	31,796
19 VENETIKO (ex. ACE IRELAND) <sup>(ii)</sup>	PIL	2003	5,928	1.0 year	14,500	March 2014	14,500
20 MSC ROMANOS	MSC	2003	5,050	5.3 years	28,000	November 2016	28,000
21 ZIM NEW YORK	ZIM	2002	4,992	13 years	23,150	July 2015 <sup>(11)</sup>	23,150
22 ZIM SHANGHAI	ZIM	2002	4,992	13 years	23,150	August 2015 <sup>(11)</sup>	23,150
23 ZIM PIRAEUS <sup>(iii)</sup>	ZIM	2004	4,992	10 years	22,150 <sup>(12)</sup>	March 2014	35,273
24 OAKLAND EXPRESS	Hapag Lloyd	2000	4,890	8 years	30,500	September 2016	30,500
25 HALIFAX EXPRESS	Hapag Lloyd	2000	4,890	8 years	30,500	October 2016	30,500
26 SINGAPORE EXPRESS	Hapag Lloyd	2000	4,890	8 years	30,500	July 2016	30,500
27 MSC MANDRAKI	MSC	1988	4,828	7.8 years	20,000	August 2017	20,000
28 MSC MYKONOS	MSC	1988	4,828	8.2 years	20,000	September 2017	20,000

Vessel Name	Charterer	Year Built	Capacity (TEU)	Time Charter Term <sup>(1)</sup>	Current Daily Charter Hire (U.S. dollars)	Expiration of Charter <sup>(1)</sup>	Average Daily Charter Rate Until Earliest Expiry of Charter (U.S. dollars) <sup>(2)</sup>	
29	MSC ULSAN	MSC	2002	4,132	5.3 years	16,500	March 2017	16,500
30	MSC ANTWERP	MSC	1993	3,883	4.3 years	17,500	August 2013	17,500
31	MSC KYOTO	MSC	1981	3,876	3.1 years	17,250	June 2013	17,250
32	KORONI	Evergreen	1998	3,842	2 years	10,500 <sup>(13)</sup>	April 2014	11,275
33	KYPARISSIA	Evergreen	1998	3,842	2 years	10,500 <sup>(14)</sup>	May 2014	11,251
34	MSC AUSTRIA	MSC	1984	3,584	9.5 years	13,500 <sup>(15)</sup>	September 2018	13,500
35	KARMEN	Sea Consortium	1991	3,351	1.5 years	7,000	February 2013	7,000
36	MARINA	Evergreen	1992	3,351	1.1 years	8,000	April 2013	8,000
37	KONSTANTINA	Evergreen	1992	3,351	1.0 year	7,550	September 2013	7,550
38	AKRITAS	Hapag Lloyd	1987	3,152	4 years	12,500	August 2014	12,500
39	MSC CHALLENGER	MSC	1986	2,633	4.8 years	10,000	July 2015	10,000
40	MESSINI	Evergreen	1997	2,458	1.5 years	8,100	February 2014	8,100
41	MSC REUNION <sup>(iv)</sup>	MSC	1992	2,024	6 years	11,500	June 2014	11,500
42	MSC NAMIBIA II <sup>(iv)</sup>	MSC	1991	2,023	6.8 years	11,500	July 2014	11,500
43	MSC SIERRA II <sup>(iv)</sup>	MSC	1991	2,023	5.7 years	11,500	June 2014	11,500
44	MSC PYLOS <sup>(iv)</sup>	MSC	1991	2,020	3 years	11,500	January 2014	11,500
45	PROSPER	OOCL	1996	1,504	0.1 year	5,800	March 2013	5,800
46	ZAGORA <sup>(iv)</sup>	MSC	1995	1,162	1.7 years	5,500	April 2013	5,500
47	STADT LUEBECK <sup>(v)</sup>	CMA CGM	2001	1,078	0.7 year	6,200	April 2013	6,200

### Vessels under Construction

Vessel Name	Shipyards	Charterer	Expected Delivery	Approximate Capacity (TEU) <sup>(16)</sup>	
1	Hull S4010	Sungdong Shipbuilding	MSC	March 2013	8,827
2	Hull S4011	Sungdong Shipbuilding	MSC	March 2013	8,827
3	Hull S4020	Sungdong Shipbuilding	Evergreen	May 2013	8,827
4	Hull S4021	Sungdong Shipbuilding	Evergreen	May 2013	8,827
5	Hull S4022	Sungdong Shipbuilding	Evergreen	July 2013	8,827
6	Hull S4023	Sungdong Shipbuilding	Evergreen	August 2013	8,827
7	Hull S4024	Sungdong Shipbuilding	Evergreen	September 2013	8,827
8	H1068A	Jiangnan Changxing	MSC	November 2013	9,403
9	H1069A	Jiangnan Changxing	MSC	December 2013	9,403
10	H1070A	Jiangnan Changxing	MSC	February 2014	9,403

- (1) Charter terms and expiration dates are based on the earliest date charters could expire.
- (2) This average rate is calculated based on contracted charter rates for the days remaining between February 22, 2013 and the earliest expiration of each charter. Certain of our charter rates change until their earliest expiration dates, as indicated in the footnotes below.
- (3) This charter rate changes on May 8, 2014 to \$26,100 per day until the earliest redelivery date.
- (4) This charter rate changes on June 30, 2014 to \$26,100 per day until the earliest redelivery date.
- (5) This charter rate changes on August 24, 2014 to \$26,100 per day until the earliest redelivery date.
- (6) This charter rate changes on October 20, 2014 to \$26,100 per day until the earliest redelivery date.

- (7) This charter rate changes on December 4, 2014 to \$26,100 per day until the earliest redelivery date.
- (8) This charter rate changes on January 13, 2016 to \$26,100 per day until the earliest redelivery date.
- (9) This charter rate changes on April 28, 2016 to \$26,100 per day until the earliest redelivery date.
- (10) This charter rate changes on June 11, 2016 to \$26,100 per day until the earliest redelivery date.
- (11) The charterers have the option to terminate the charter by giving six months' notice, in which case they will have to make a one-time payment which shall be the \$6.9 million reduced proportionately by the amount of time by which the original 3-year extension period is shortened.
- (12) The charterer is required to pay approximately \$5.0 million no later than July 2016, representing accrued charter hire, the payment of which was deferred.
- (13) This charter rate changes on May 30, 2013 to \$11,500 per day until the earliest redelivery date.
- (14) This charter rate changes on June 13, 2013 to \$11,500 per day until the earliest redelivery date.
- (15) As from December 1, 2012 until redelivery, the charter rate is to be a minimum of \$13,500 per day plus 50% of the difference between the market rate and the charter rate of \$13,500. The market rate is to be determined annually based on the Hamburg ConTex type 3500 TEU index published on October 1 of each year until redelivery.
- (16) Based on updated vessel specifications.
  - (i) The charterer has a unilateral option to extend the charter of the vessel for two periods of 30 months each +/-90 days on the final period performed, at a rate of \$41,700 per day.
  - (ii) The charterer has a unilateral option to extend the charter of the vessel for a period of 12 months at a rate of \$28,000 per day.
  - (iii) The charterer has a unilateral option to extend the charter of the vessel for a period of 12 months +/-60 days at a rate of \$27,500 per day.
  - (iv) Owners have a unilateral option to extend the charters of the vessels for an additional period of two years at market rate, to be defined annually, based on the closest category on the ConTex index.
  - (v) The charterer has the unilateral option to extend the charter for an additional six months at a daily rate of \$8,500.

### ***Chartering of Our Fleet***

We deploy our containership fleet principally under multi-year time charters with leading liner companies that operate on regularly scheduled routes between large commercial ports. As of February 22, 2013, the average (weighted by TEU capacity) remaining time-charter duration for our fleet of 57 containerships, including our contracted newbuild vessels, was 5.1 years, based on the remaining fixed terms and assuming the exercise of any owner's options and the non-exercise of any charterer's options under our containerships' charters.

A time charter is a contract to charter a vessel for a fixed period of time at a set daily rate and can last from a few days up to several years. Under our time charters the charterer pays for most voyage expenses, such as port, canal and fuel costs, agents' fees, extra war risks insurance and any other expenses related to the cargoes, and we pay for vessel operating expenses, which include, among other costs, costs for crewing, provisions, stores, lubricants, insurance, maintenance and repairs, dry-docking and intermediate and special surveys.

### ***Our Customers***

Since 2006, our customers have included over 10 of the leading international liner companies, including A.P. Moller-Maersk, COSCO, Evergreen Marine, Hapag Lloyd, HMM, MSC and ZIM.

A.P. Moller-Maersk, MSC and COSCO together represented 75%, 68% and 74% of our revenue in 2010, 2011 and 2012, respectively.

### ***Management of Our Fleet***

Costamare Shipping provides us with general administrative services, certain commercial services, director and officer (“D&O”) related insurance services and the services of our executive officers pursuant to the Group Management Agreement between Costamare Shipping and us. Costamare Shipping, itself or through Shanghai Costamare, CIEL and, in certain cases, subject to our consent, a third party sub-manager, currently provides our fleet with technical, crewing, commercial, provisioning, bunkering, sale and purchase, chartering, accounting, insurance and administrative services pursuant to the Group Management Agreement and separate ship-management agreements between each of our containership-owning subsidiaries and Costamare Shipping and, in respect of certain of our containerships, CIEL. As described below, the Cell under V.Ships Greece is expected to replace CIEL as sub-manager of certain of our vessels in April 2013. While Costamare Shipping will remain the head manager of our vessels and Costamare Shipping and Shanghai Costamare will continue to provide various management services to certain vessels, the Cell will be the exclusive third party sub-manager of Costamare Shipping (except for a limited number of vessels that may be managed by other third party sub-managers). In return for these services, we pay the management fees described below in this section and elsewhere in this annual report. Our affiliated managers, Costamare Shipping, Shanghai Costamare and CIEL, control the selection and employment of seafarers for our containerships, directly through their crewing offices in Athens, Greece and Shanghai, China, and indirectly through our related crewing agent in the Philippines, C-Man Maritime, and independent manning agents in Romania and Bulgaria. The seafarers for our containerships managed by V.Ships Greece will initially be arranged through C-Man Maritime, and we have the option to transfer such responsibility to V.Ships Greece under the Co-operation Agreement. Under the Group Management Agreement, Costamare Shipping may subcontract certain of its obligations to a related sub-manager (such as CIEL or Shanghai Costamare) or, subject to our consent, to a third party (such as V.Ships Greece), or direct that such related or third party sub-manager enter into a direct ship-management contract with the relevant containership-owning subsidiary. As discussed below, these arrangements will not result in any increase in the aggregate amount of management fees we pay. We believe that having multiple management companies provides us with a deep pool of operational management in multiple locations with market-specific experience and relationships, as well as the geographic flexibility needed to manage and crew our large and diverse fleet so as to provide a high level of service, while remaining cost-effective. For example, Shanghai Costamare employs Chinese nationals with the language skills and local knowledge we believe are necessary to grow and establish meaningful relationships with Chinese shipyards, charterers, ship-owners, financial institutions and containership service providers. The Cell under V.Ships Greece is expected to provide added operational flexibility and economies of scale while maintaining a high level of management services.

Costamare Shipping, CIEL and Shanghai Costamare are controlled by our chairman and chief executive officer. Our chairman and chief executive officer and our chief financial officer supervise, in conjunction with our board of directors, the services provided by our managers. Costamare Shipping reports to our board of directors through our chairman and chief executive officer and our chief financial officer, each of whom is appointed by our board of directors. Under the Group Management Agreement, the Company is responsible for the cost of the compensation and benefits for our executive officers. We could request that Costamare Shipping provide the services of additional officers or employees pursuant to the Group Management Agreement, in which case we would be responsible for the cost of their compensation and benefits.

Costamare Shipping, which was established in 1975, is a ship management company which was owned by Vasileios Konstantakopoulos until June 2010, at which point ownership was transferred to our chairman and chief executive officer. Costamare Shipping has 29 years of experience in managing containerships of all sizes, developing specifications for newbuild vessels and supervising the construction of such newbuild vessels in reputable shipyards in the Far East. Costamare Shipping has long established relationships with major liner companies, financial institutions and suppliers and



we believe is recognized in the containership shipping industry as a leading containership manager. Costamare Shipping provides commercial services and insurance services to all our containerships. Costamare Shipping also provides, either directly or through a sub-manager, technical, crewing, provisioning, bunkering, sale and purchase and accounting services to our containerships. All of these services are provided by Costamare Shipping pursuant to separate ship-management agreements between Costamare Shipping and each of our containership-owning subsidiaries.

CIEL, which was established in February 2001, is a ship management company wholly-owned by our chairman and chief executive officer. CIEL specializes, although not exclusively, in managing containerships of up to 3,500 TEU. As of February 22, 2013, CIEL provided technical, crewing, provisioning, bunkering, sale and purchase and accounting services, as well as certain commercial services, to 13 of our containerships that fly the Liberian and Maltese flags. The management services performed by CIEL in respect of our Liberian and Maltese flagged containerships are provided in exchange for a fixed daily fee, pursuant to separate ship-management agreements signed between each relevant containership-owning subsidiary and CIEL. In the past, CIEL has managed vessels flying a number of flags other than Liberia and Malta, including Hong Kong, Panama, the Bahamas and Gibraltar, and has provided management services to containerships owned by third parties, namely three containerships operated by MSC, two containerships operated by A.P. Moller-Maersk, two containerships operated by MPC Munchmeyer Peterson Steamship GmbH & Co KG, an affiliate of a major German KG house, MPC Capital AG and three containerships owned in whole or in part by the family of Dimitrios Lemonidis, who owned 49.8% of CIEL and served as its chief executive officer until November 2012 when he transferred his interest in CIEL to our chairman and chief executive officer. As described below, the Cell under V.Ships Greece is expected to replace CIEL in April 2013 as manager of our containerships currently managed by CIEL.

Shanghai Costamare, which was established in February 2005, is owned (indirectly) 70% by our chairman and chief executive officer, and (indirectly) 30% by Zhang Lei, a Chinese national who is Shanghai Costamare's chief executive officer. Shanghai Costamare was established to service the needs of our fleet of containerships when operating in the Far East and South East Asia regions in an efficient and cost-effective manner by providing dedicated on-shore support and manning services in China, and a valuable interface with Chinese shipyards, charterers, ship-owners, financial institutions and containership service providers. As of February 22, 2013, Shanghai Costamare provided technical, crewing, provisioning, bunkering, sale and purchase and accounting services, as well as certain commercial services, to our eight containerships flying the Hong Kong flag and one containership flying the Liberian flag. These containerships are exclusively manned by Chinese crews, which means that the Chinese on-shore personnel of Shanghai Costamare can communicate and provide integrated services and support to these containerships in the most efficient manner. Shanghai Costamare provides these services for a fixed daily fee, pursuant to separate ship-management agreements between Costamare Shipping and Shanghai Costamare.

As of February 22, 2013,

- Costamare Shipping provided commercial and insurance services to all of our containerships as well as technical, crewing, provisioning, bunkering, sale and purchase and accounting services to our 24 containerships flying the Greek flag;
- CIEL provided technical, crewing, provisioning, bunkering, sale and purchase and accounting services to 13 of our containerships flying the Liberian and Maltese flags;
- Shanghai Costamare provided technical, crewing, provisioning, bunkering, sale and purchase and accounting services to eight containerships of our fleet flying the Hong Kong flag and one flying the Liberian flag; and
- a third party sub-manager provided technical, crewing, provisioning, bunkering, sale and purchase and accounting services to one of our containerships flying the Liberian flag.

On January 7, 2013, Costamare Shipping entered into a Co-operation Agreement with V.Ships Greece, a member of V.Group, pursuant to which the two companies will establish the Cell within V.Ships Greece. In April 2013, the Cell is expected to commence providing technical, crewing, provisioning, bunkering, sale and purchase and accounting services, as well as certain commercial

services, to initially 22 of our containerships that fly the Greek, Liberian and Maltese flags, including all containerships currently managed by CIEL. In connection with this arrangement, Costamare Shipping will enter into separate ship-management agreements with V.Ships Greece for each containership to be managed by the Cell in exchange for a daily fee payable by Costamare Shipping. The Cell will also offer ship management services to third party owners and the net profit from the operation of the Cell will be split equally between V.Ships Greece and Costamare Shipping. Costamare Shipping has guaranteed payment to V.Ships Greece of a minimum of \$20,000 per year per vessel for our vessels that will be managed by the Cell. No guarantee has been provided with respect to vessels owned by third parties that will be managed by the Cell. Costamare Shipping has agreed to pass to us the net profit, if any, it receives pursuant to the Co-operation Agreement as a refund or reduction of the management fees payable by us to Costamare Shipping under the Group Management Agreement. The Cell is expected to employ initially predominantly current CIEL and Costamare Shipping personnel and Costamare Shipping will have certain control rights regarding the employment and dismissal of the Cell's personnel, the appointment of the Cell's senior managers and the management of vessels owned by third parties. Costamare Shipping or V.Ships Greece may terminate the Co-operation Agreement upon six months' notice. Although the Cell will be operated pursuant to the Co-operation Agreement between Costamare Shipping and V.Ships Greece, it is not controlled by Costamare Shipping and we do not consider it to be an affiliated manager.

We believe that our affiliated managers, Costamare Shipping, CIEL and Shanghai Costamare, are well-regarded in the industry and have used innovative practices and technological advancement to maximize efficiency in the operation of our fleet of containerships. V.Ships Greece is a member of V.Group, one of the largest providers of ship management services worldwide. ISM certification is in place for our fleet of containerships and our affiliated managers, with Costamare Shipping, our head manager under the Group Management Agreement, having obtained such certification in 1998, three years ahead of the deadline set by the IMO. Costamare Shipping, CIEL and Shanghai Costamare, as well as our fleet of containerships are also certified in accordance with ISO 9001-2008 and ISO 14001-2004 relating to quality management and environmental standards. It is anticipated that V.Ships Greece will obtain ISM certification as well as certification in accordance with ISO 9001-2008 and ISO 14001-2004 prior to commencing management of our vessels. In 2004, Costamare Shipping received the Lloyd's List Greek shipping award for Dry Cargo Company of the Year. As of February 22, 2013, our affiliated managers did not manage containerships other than those owned by us.

Costamare Shipping has agreed that, during the term of the Group Management Agreement, it will not provide any management services to any other entity without our prior written approval. The Group Management Agreement does not prohibit CIEL or Shanghai Costamare from providing services to third parties. In the past, CIEL and Shanghai Costamare have only provided services to third parties on a limited basis and there is no current plan to change that practice. The Co-operation Agreement anticipates that the Cell will actively seek to provide ship management services to third party owners in order to capitalize on the ship management expertise of the Cell and the economies of scale brought by the affiliation with V.Group. However, as noted above, Costamare Shipping has agreed to pass to us the net profit, if any, it receives from the Cell.

Under the restrictive covenant agreement between the Company and Konstantinos Konstantakopoulos, during the period of his employment or service with the Company and for six months thereafter, he has agreed to restrictions on his ownership of any containerships or the acquisition, investment in or control of any business involved in the ownership or operation of containerships, subject to certain exceptions. Konstantinos Konstantakopoulos has also agreed that if one of our containerships and a containership owned by him are both available and meet the criteria for an available charter, our containerships will receive such charter. See "Item 7. Major Shareholders and Related Party Transactions—B. Related Party Transactions—Restrictive Covenant Agreements".

Costamare Shipping receives a fee in 2013 of \$884 per day or \$442 per day in the case of a containership subject to a bareboat charter, for each containership, pro rated for the calendar days we own each containership, for providing us with general administrative services, certain commercial services, D&O related insurance services and the services of our officers (but not for payment of

such officers' compensation or benefits) and for providing the relevant containership-owning subsidiaries with technical, commercial, insurance, accounting, provisioning, sale and purchase, crewing and bunkering services. In 2012 such amounts were \$850 and \$425, respectively. In the event that Costamare Shipping decides to delegate certain or all of the services it has agreed to perform, either through subcontracting to affiliated sub-managers (such as CIEL or Shanghai Costamare) or, subject to our consent, a third party sub-manager (such as V.Ships Greece) or by directing such sub-manager to enter into a direct ship-management agreement with the relevant containership-owning subsidiary, then, in the case of subcontracting, Costamare Shipping will be responsible for paying the management fee charged by the relevant sub-manager for providing such services and, in the case of a direct ship-management agreement, the fee received by Costamare Shipping will be reduced by the fee payable to the sub-manager under the relevant direct ship-management agreement. As a result, these arrangements will not result in any increase in the aggregate management fees we pay. Moreover, in the case of the Co-operation Agreement, the management fees we pay will be reduced by any net profit received by Costamare Shipping from the Cell's operation. In addition to management fees, we pay for any capital expenditures, financial costs, operating expenses and any general and administrative expenses, including the salaries of our officers and employees and payments to third parties, including specialist providers, in accordance with the Group Management Agreement and the relevant separate ship-management agreements or supervision agreements. We also pay to Costamare Shipping a flat fee of \$700,000 per newbuild vessel for the supervision of the construction of any newbuild vessel for which we may contract. Costamare Shipping also receives a fee of 0.75% on all gross freight, demurrage, charter hire and ballast bonus or other income earned with respect to each containership in our fleet. The initial term of the Group Management Agreement expires on December 31, 2015. The Group Management Agreement automatically renews for five consecutive one-year periods until December 31, 2020, at which point the Group Management Agreement will expire. The daily management fee for each containership will be annually adjusted upwards by 4%, with further annual increases permitted to reflect any strengthening of the Euro against the U.S. dollar and/or material unforeseen cost increases. After the initial term expires on December 31, 2015, we will be able to terminate the Group Management Agreement, subject to a termination fee, by providing written notice to Costamare Shipping at least 12 months before the end of the subsequent one-year term. The termination fee is equal to (a) the lesser of (i) five and (ii) the number of full years remaining prior to December 31, 2020, times (b) the aggregate fees due and payable to Costamare Shipping during the 12-month period ending on the date of termination (without taking into account any reduction in fees to reflect that certain obligations have been delegated to a sub-manager), *provided* that the termination fee will always be at least two times the aggregate fees over the 12-month period described above. Information about other termination events under the Group Management Agreement is set forth in "Item 7. Major Shareholders and Related Party Transactions—B. Related Party Transactions—Management Agreement—Term and Termination Rights". Pursuant to the terms of our Group Management Agreement and separate ship-management agreements and supervision agreements, liability of our managers to us is limited to instances of gross negligence or willful misconduct on the part of the managers. Further, we are required to indemnify the managers for liabilities incurred by the managers in performance of the Group Management Agreement and separate ship-management agreements and supervision agreements, except in instances of gross negligence or willful misconduct on the part of the managers.

### **Competition**

We operate in markets that are highly competitive and based primarily on supply and demand. Generally, we compete for charters based upon charter rate, customer relationships, operating expertise, professional reputation and containership specifications, size, age and condition. Competition for providing containership services comes from a number of experienced shipping companies, including a number of our competitors who have been financed by the German KG system, which was based on tax benefits provided to private investors.

Participants in the container shipping industry include "liner" shipping companies, who operate container shipping services and own containerships, containership owners, often known as "charter

owners”, who own containerships and charter them out to liner companies, and shippers who require the seaborne movement of containerized goods. Historically, a significant share of the world’s containership capacity has been owned by the liner companies, but since the 1990s there has been an increasing trend for the liner companies to charter-in a larger proportion of the capacity that they operate as a way of retaining some degree of flexibility with regard to capital spending levels over time given the significant costs associated with purchasing vessels.

We believe that the containership sector of the international shipping industry is characterized by the significant time required to develop the operating expertise and professional reputation necessary to obtain and retain customers. We believe that our development of a large fleet of containerships with varying TEU capacities has enhanced our relationship with our principal charterers by enabling them to serve the East-West, North-South and Intra-regional trade routes efficiently, while enabling us to operate in the different rate environments prevailing for those routes. We also believe that our focus on customer service and reliability enhances our relationships with our charterers. In the past decade, we have had successful chartering relationships with the majority of the top 20 liner companies by TEU capacity.

In the past, we have been able to address the periodic scarcity of secondhand containerships available for acquisition in the open market though the acquisition of containerships mainly from our liner company customers in privately negotiated sales. In connection with these acquisitions we then typically charter back the vessels to these customers. We believe we have been able to pursue these privately negotiated acquisitions because of our long-standing customer relations, which we do not believe new entrants have.

#### ***Crewing and Shore Employees***

We have four shore-based officers, our chairman and chief executive officer, our chief financial officer, our general counsel and secretary, and our chief operating officer. In each case their services are provided under the Group Management Agreement with Costamare Shipping. As of December 31, 2012, approximately 2,000 people served in a pool of personnel who rotate their service onboard the containerships in our fleet. Costamare Shipping, CIEL and Shanghai Costamare each employed approximately 90, 40 and 30 people, respectively, all of whom were shore-based. We expect that all of the personnel employed by CIEL and some of the personnel employed by Costamare Shipping will be reduced in 2013, as approximately 30 such employees will be employed initially by V.Ships Greece pursuant to the Co-operation Agreement. In addition, our affiliated managers are responsible for recruiting, either directly or through a crewing agent, the senior officers and all other crew members for our containerships that they manage. Recruiting is arranged directly through our managers’ crewing offices in Athens, Greece and Shanghai, China, and indirectly through our related crewing agent, C- Man Maritime, in the Philippines, and independent manning agents in Romania and Bulgaria. The senior officers and other crew members for our containerships managed by V.Ships Greece will initially be arranged through C-Man Maritime, and we have the option to transfer such responsibility to V.Ships Greece under the Co-operation Agreement. We believe the streamlining of crewing arrangements through our managers ensures that all of our vessels will be crewed with experienced crews that have the qualifications and licenses required by international regulations and shipping conventions. We have not experienced any material work stoppages due to labor disagreements during the past three years.

#### ***Permits and Authorizations***

We are required by various governmental and other agencies to obtain certain permits, licenses, certificates and financial assurances with respect to each of our vessels. The kinds of permits, licenses, certificates and financial assurances required by governmental and other agencies depend upon several factors, including the commodity being transported, the waters in which the vessel operates, the nationality of the vessel’s crew and the type and age of the vessel. All permits, licenses, certificates and financial assurances currently required to operate our vessels have been obtained (exclusive of cargo-specific documentation, for which charterers or shippers are

responsible). Additional laws and regulations, environmental or otherwise, may be adopted which could limit our ability to do business or increase the cost of doing business.

## **Risk of Loss and Liability Insurance**

### ***General***

The operation of any vessel includes risks such as mechanical failure, collision, property loss or damage, cargo loss or damage and business interruption due to a number of reasons, including political circumstances in foreign countries, hostilities and labor strikes. In addition, there is always an inherent possibility of marine disaster, including oil spills and other environmental mishaps, as well as other liabilities arising from owning and operating vessels in international trade. The U.S. Oil Pollution Act of 1990 (“OPA 90”), which imposes under certain circumstances unlimited liability upon owners, operators and demise charterers of vessels trading in the United States exclusive economic zone for certain oil pollution accidents in the United States, has made liability insurance more expensive for ship-owners and operators trading in the United States market.

We maintain hull and machinery marine risks insurance and hull and machinery war risks insurance for our fleet of containerships to cover normal risks in our operations and in amounts that we believe to be prudent to cover such risks. In addition, we maintain protection and indemnity insurance up to the maximum insurable limit available at any given time. While we believe that our insurance coverage will be adequate, not all risks can be insured, and there can be no guarantee that we will always be able to obtain adequate insurance coverage at reasonable rates or at all, or that any specific claim we may make under our insurance coverage will be paid.

### ***Hull & Machinery Marine Risks Insurance, Hull & Machinery War Risks Insurance and Loss of Hire Insurance***

We maintain hull and machinery marine risks insurance and hull and machinery war risks insurance, which cover the risk of particular average, general average, 4/4ths collision liability, contact with fixed and floating objects and actual or constructive total loss in accordance with the Swedish Hull conditions. Each of our containerships is insured up to what we believe to be at least its fair market value, after meeting certain deductibles.

We do not and will not obtain loss of hire insurance (or any other kind of business interruption insurance) covering the loss of revenue during off-hire periods for any of our vessels because we believe that this type of coverage is not economical and is of limited value to us, in part because historically our vessels have had a very limited number of off-hire days.

### ***Protection and Indemnity Insurance—Pollution Coverage***

Protection and indemnity insurance is usually provided by a protection and indemnity association (a “P&I association”) and covers third-party liability, crew liability and other related expenses resulting from the injury or death of crew, passengers and other third parties, the loss or damage to cargo, third-party claims arising from collisions with other vessels (to the extent not recovered by the hull and machinery policies), damage to other third-party property, pollution arising from oil or other substances and salvage, towing and other related costs, including wreck removal.

Our protection and indemnity insurance is provided by a P&I association which is a member of the International Group of P&I Clubs (“International Group”). The 13 P&I associations that comprise the International Group insure approximately 90% of the world’s commercial blue-water tonnage and have entered into a pooling agreement to reinsure each association’s liabilities. Insurance provided by a P&I association is a form of mutual indemnity insurance.

Our protection and indemnity insurance coverage is currently subject to a limit of about \$5 billion per vessel per incident except that for pollution the limit is set at \$1 billion per vessel per incident, and for war risks the limit is set at \$500 million per vessel per incident.

As a member of a P&I association, which is a member of the International Group, we will be subject to calls payable to the P&I association based on the International Group's claim records as well as the claim records of all other members of the P&I association of which we are a member.

On October 5, 2011, our vessel *Rena* ran aground on the Astrolabe Reef off New Zealand and sustained significant damage. The vessel was determined to be a constructive total loss for insurance purposes. On October 1, 2012, we announced that Daina Shipping Co., our subsidiary that owned the *Rena*, entered into a settlement agreement with the New Zealand government in respect of certain matters arising from the *Rena's* grounding. The settlement provided that Daina Shipping Co. would make a payment of NZ\$27.6 million as well as an additional NZ\$10.4 million if it is permitted to leave part of the vessel in place, both of which are covered by our insurers. On October 26, 2012, Daina Shipping Co. pleaded guilty in a New Zealand court to a strict liability criminal charge of discharging harmful substances and was fined NZ\$300,050. Proceedings relating to the lost cargo and damages sustained by third parties are at an early stage. While we anticipate that our insurance policies will cover most costs and losses associated with the incident, such insurance may not be sufficient to cover all risks.

### ***Inspection by Classification Societies***

Every seagoing vessel must be "classed" by a classification society. The classification society certifies that the vessel is "in class", signifying that the vessel has been built and maintained in accordance with the rules of the classification society and complies with applicable rules and regulations of the vessel's country of registry and the international conventions of which that country is a member. In addition, where surveys are required by international conventions and corresponding laws and ordinances of a flag state, the classification society will undertake them on application or by official order, acting on behalf of the authorities concerned.

The classification society also undertakes on request other surveys and checks that are required by regulations and requirements of the flag state. These surveys are subject to agreements made in each individual case and/or to the regulations of the country concerned.

For maintenance of the class, regular and extraordinary surveys of hull and machinery, including the electrical plant and any special equipment classed, are required to be performed as follows:

*Annual Surveys.* For seagoing ships, annual surveys are conducted for the hull and the machinery, including the electrical plant, and where applicable, on special equipment classed at intervals of 12 months from the date of commencement of the class period indicated in the certificate.

*Intermediate Surveys.* Extended annual surveys are referred to as intermediate surveys and typically are conducted two and one-half years after commissioning and each class renewal. Intermediate surveys may be carried out on the occasion of the second or third annual survey.

*Class Renewal Surveys.* Class renewal surveys, also known as special surveys, are carried out on the ship's hull and machinery, including the electrical plant, and on any special equipment classed at the intervals indicated by the character of classification for the hull. During the special survey, the vessel is thoroughly examined, including audio-gauging to determine the thickness of the steel structures. Should the thickness be found to be less than class requirements, the classification society would prescribe steel renewals. The classification society may grant a one-year grace period for completion of the special survey. Substantial amounts of funds may have to be spent for steel renewals to pass a special survey if the vessel experiences excessive wear and tear. In lieu of the special survey every four or five years, depending on whether a grace period is granted, a ship-owner has the option of arranging with the classification society for the vessel's hull or machinery to be on a continuous survey cycle, in which every part of the vessel would be surveyed within a five-year cycle. At a ship-owner's application, the surveys required for class renewal may be split according to an agreed schedule to extend over the entire period of class. This process is referred to as continuous class renewal.

All areas subject to surveys as defined by the classification society are required to be surveyed at least once per class period, unless shorter intervals between surveys are otherwise prescribed. The period between two consecutive surveys of each area must not exceed five years.

All vessels are also dry-docked at least once every five years for inspection of their underwater parts and for repairs related to such inspections. If any defects are found, the classification surveyor will issue a “recommendation” which must be rectified by the ship-owner within prescribed time limits.

Insurance underwriters make it a condition for insurance coverage that a vessel be certified as “in class” by a classification society which is a member of the International Association of Classification Societies (“IACS”). All of our vessels are certified as being “in class” by members of IACS.

The following table lists the dates by which we expect to carry out the next dry-dockings and special surveys for the vessels in our current vessel fleet:

**Dry-docking Schedule<sup>(1)</sup>**

	<u>2013</u>	<u>2014</u>	<u>2015</u>	<u>2016</u>	<u>2017</u>
Number of vessels .....	10 <sup>(2)</sup>	6	12	9	9
Number of vessels to be dry-docked that are more than 30 years old (included in above figure) .....	—	—	2	—	1

<sup>(1)</sup> Excludes the ten newbuild vessels that we have agreed to acquire.

<sup>(2)</sup> Excludes the vessel *Venetiko*, whose dry-docking was completed prior to her delivery to us in January 2013.

***Environmental and Other Regulations***

Government regulation affects the ownership and operation of our vessels in a significant manner. We are subject to international conventions and national, port state and local laws and regulations applicable to international waters and/or territorial waters of the countries in which our vessels may operate or are registered, including those governing the management and disposal of hazardous substances and wastes, the cleanup of oil spills and the management of other contamination, air emissions, and grey water and ballast water discharges. These laws and regulations include OPA 90, the U.S. Comprehensive Environmental Response, Compensation, and Liability Act (“CERCLA”), the U.S. Clean Water Act (“CWA”), the U.S. Clean Air Act (“CAA”) and regulations adopted by the International Maritime Organization (“IMO”), including the International Convention for Prevention of Pollution from Ships (“MARPOL”) and the International Convention for Safety of Life at Sea (“SOLAS”), as well as regulations enacted by the European Union and other international, national and local regulatory bodies. Compliance with these laws, regulations and other requirements entails significant expense, including vessel modifications and implementation of certain operating procedures.

A variety of governmental and private entities subject our vessels to both scheduled and unscheduled inspections. These entities include the local port authorities Port State Control (such as the U.S. Coast Guard, harbor master or equivalent), classification societies, flag state administration (country of registry) and charterers. Certain of these entities require us to obtain permits, licenses, financial assurances and certificates for the operation of our vessels. Failure to maintain necessary permits or approvals could require us to incur substantial costs or temporarily suspend the operation of one or more of our vessels in one or more ports.

We believe that the heightened level of environmental and quality concerns among insurance underwriters, regulators and charterers is leading to greater inspection and safety requirements for all vessels and may accelerate the scrapping of older vessels throughout the container shipping industry. Increasing environmental concerns have created a demand for vessels that conform to the strictest environmental standards. We will be required to maintain operating standards for all of our

vessels that emphasize operational safety, quality maintenance, continuous training of our officers and crews and compliance with U.S. and international regulations. Our affiliated managers and our vessels are certified in accordance with ISO 9001-2008 and ISO 14001-2004 relating to quality management and environmental standards, and it is anticipated that V.Ships Greece will obtain such certification prior to commencing management of our vessels.

Our containerships are subject to standards imposed by the IMO, the United Nations agency for maritime safety and the prevention of pollution by ships. The IMO has adopted regulations that are designed to reduce pollution in international waters, both from accidents and from routine operations, and has negotiated international conventions that impose liability for oil pollution in international waters and a signatory's territorial waters. For example, Annex III of MARPOL regulates the transportation of marine pollutants and imposes standards on packing, marking, labeling, documentation, stowage, quantity limitations and pollution prevention. These requirements have been expanded by the International Maritime Dangerous Goods Code, which imposes additional standards for all aspects of the transportation of dangerous goods and marine pollutants by sea. Annex VI to MARPOL, which became effective on May 19, 2005, sets limits on sulfur oxide and nitrogen oxide emissions from vessel exhausts and prohibits deliberate emissions of ozone depleting substances, such as chlorofluorocarbons. Annex VI also includes a global cap on the sulfur content of fuel oil and allows for special areas to be established with more stringent controls on sulfur emissions. In addition, amendments to Annex VI that entered into force in July 2010 seek to reduce air pollution from vessels by, among other things, establishing a series of progressive requirements to further limit the sulfur content of fuel oil that will be phased in through 2020 and by establishing new tiers of nitrogen oxide emission standards for new marine diesel engines, depending on their date of installation. Additionally, more stringent emission standards could apply in the coastal areas currently designated as Emission Control Areas, such as the Baltic Sea, North Sea and United States and Canadian coastal areas, and any such areas designated in the future. All our existing containerships are generally compliant with current Annex VI requirements, except that for those built before 2000, we may incur costs under these or other requirements in the future, such as the installation of control equipment on our containership engines to comply with nitrogen oxide emission requirements.

The International Convention on Civil Liability for Bunker Oil Pollution Damage (the "Bunker Convention"), which became effective in November 2008, imposes strict liability on vessel owners for pollution damage in jurisdictional waters of ratifying states caused by discharges of bunker fuel. The Bunker Convention also requires registered owners of vessels over 1,000 gross tons to maintain insurance in specified amounts to cover liability for bunker fuel pollution damage. Each of our containerships has been issued a certificate attesting that insurance is in force in accordance with the Bunker Convention. In 2004, the IMO also adopted an International Convention for the Control and Management of Ships' Ballast Water and Sediments (the "BWM Convention"). The BWM Convention's implementing regulations call for a phased introduction of mandatory ballast water exchange requirements, to be replaced in time with mandatory concentration limits. The BWM Convention will not enter into force until 12 months after it has been ratified by 30 states, the combined merchant fleets of which represent not less than 35% of the gross tonnage of the world's merchant shipping. To date, the BWM Convention has not yet entered into force because it has not been ratified by a sufficient number of countries to meet this threshold.

The operation of our vessels is also affected by the requirements set forth in the IMO's Management Code for the Safe Operation of Ships and Pollution Prevention (the "ISM Code"). The ISM Code requires vessel owners, bareboat charterers and management companies to develop and maintain an extensive Safety Management System ("SMS") that includes the adoption of a safety and environmental protection policy, sets forth instructions and procedures for safe operation and describes procedures for dealing with emergencies. The ISM Code requires that vessel operators obtain a "Safety Management Certificate" for each vessel they operate from the government of the vessel's flag state. The certificate verifies that the vessel operates in compliance with its approved SMS. Noncompliance by a vessel owner, manager or bareboat charterer with the ISM Code may subject such party to increased liability, invalidate existing insurance or decrease available insurance



coverage for the affected vessels and result in a denial of access to, or detention in, certain ports. Our managers and each of our containerships is ISM Code-certified.

### ***United States Requirements***

OPA 90 established an extensive regulatory and liability regime for the protection of the environment from oil spills and cleanup of oil spills. OPA 90 applies to discharges of any oil from a vessel, including discharges of fuel and lubricants. OPA 90 affects all owners and operators whose vessels trade in the United States, its territories and possessions or whose vessels operate in U.S. waters, which include the United States' territorial sea and its two hundred nautical mile exclusive economic zone. While we do not carry oil as cargo, we do carry fuel in our containerships, making them subject to the requirements of OPA 90.

Under OPA 90, vessel owners, operators and bareboat charterers are "responsible parties" and are jointly, severally and strictly liable (unless the discharge of pollutants results solely from the act or omission of a third party, an act of God or an act of war) for all containment and clean-up costs and other damages arising from discharges or threatened discharges, of pollutants from their vessels, including bunkers. OPA 90 defines these other damages broadly to include:

- natural resource damages and the costs of assessment thereof;
- real and personal property damage;
- net loss of taxes, royalties, rents, fees and other lost revenues;
- lost profits or impairment of earning capacity due to property or natural resource damages; and
- net cost of public services necessitated by a spill response, such as protection from fire, safety or health hazards, and loss of subsistence use of natural resources.

OPA 90 preserves the right to recover damages under other existing laws, including maritime tort law.

U.S. Coast Guard regulations limit OPA 90 liability to the greater of \$1,000 per gross ton or \$854,400 per incident for non-tank vessels, subject to periodic adjustments of such limits. These limits of liability do not apply if an incident was directly caused by violation of applicable U.S. safety, construction or operating regulations or by a responsible party's gross negligence or willful misconduct, or if the responsible party fails or refuses to report the incident or to cooperate and assist in connection with oil removal activities.

CERCLA applies to spills or releases of hazardous substances other than petroleum or petroleum products whether on land or at sea. CERCLA imposes joint and several liability, without regard to fault, on the owner or operator of a vessel, vehicle or facility from which there has been a release, along with other specified parties. Costs recoverable under CERCLA include cleanup and removal costs, natural resource damages and governmental oversight costs. Liability under CERCLA is generally limited to the greater of \$300 per gross ton or \$5.0 million for vessels carrying any hazardous substances, such as cargo or residue, or \$0.5 million for any other vessel, per release of or incident involving hazardous substances. These limits of liability do not apply if the incident is caused by gross negligence, willful misconduct or a violation of certain regulations, in which case liability is unlimited.

All owners and operators of vessels over 300 gross tons are required to establish and maintain with the U.S. Coast Guard evidence of financial responsibility sufficient to meet their potential liabilities under OPA 90 and CERCLA. Under the U.S. Coast Guard regulations, vessel owners and operators may evidence their financial responsibility by showing proof of insurance, surety bond, guarantee, letter of credit or self-insurance. An owner or operator of a fleet of vessels is required only to demonstrate evidence of financial responsibility in an amount sufficient to cover the vessel in the fleet having the greatest maximum liability under OPA 90 and CERCLA. Under the self-insurance provisions, the vessel owner or operator must have a net worth and working capital, measured in assets located in the United States against liabilities located anywhere in the world, that exceeds the applicable amount of financial responsibility.

The U.S. Coast Guard's regulations concerning certificates of financial responsibility provide, in accordance with OPA 90, that claimants may bring suit directly against an insurer or guarantor that furnishes certificates of financial responsibility. In the event that such insurer or guarantor is sued directly, it is prohibited from asserting any contractual defense that it may have had against the responsible party and is limited to asserting those defenses available to the responsible party and the defense that the incident was caused by the willful misconduct of the responsible party. Certain organizations, which had typically provided certificates of financial responsibility under pre-OPA 90 laws, including the major P&I associations, have declined to furnish evidence of insurance for vessel owners and operators if they are subject to direct actions or required to waive insurance policy defenses. This requirement may have the effect of limiting the availability of the type of vessel coverage required by the U.S. Coast Guard and could increase our costs of obtaining this insurance for our fleet, as well as the costs of our competitors that also require such coverage.

OPA 90 specifically permits individual states to impose their own liability regimes with regard to oil pollution incidents occurring within their boundaries, and some states have enacted legislation providing for unlimited liability for oil spills. In some cases, states which have enacted such legislation have not yet issued implementing regulations defining vessels owners' responsibilities under these laws. We intend to comply with all applicable state regulations in the ports where our vessels call.

We will maintain, for each of our containerships, oil pollution liability coverage insurance in the amount of \$1.0 billion per vessel per incident. In addition, we carry hull and machinery and protection and indemnity insurance to cover the risks of fire and explosion. Although our containerships will only carry bunker fuel, a spill of oil from one of our vessels could be catastrophic under certain circumstances. Losses as a result of fire or explosion could also be catastrophic under some conditions. While we believe that our present insurance coverage is adequate, not all risks can be insured, and if the damages from a catastrophic spill exceeded our insurance coverage, the payment of those damages could have an adverse effect on our business or the results of our operations.

Title VII of the Coast Guard and Maritime Transportation Act of 2004 (the "CGMTA") amended OPA 90 to require the owner or operator of any non-tank vessel of 400 gross tons or more that carries oil of any kind as a fuel for main propulsion, including bunker fuel, to prepare and submit a response plan for each vessel. These vessel response plans include detailed information on actions to be taken by vessel personnel to prevent or mitigate any discharge or substantial threat of such a discharge of oil from the vessel due to operational activities or casualties. Where required, each of our containerships has an approved response plan.

The CWA prohibits the discharge of oil or hazardous substances in navigable waters and imposes liability in the form of penalties for any unauthorized discharges. It also imposes substantial liability for the costs of removal, remediation and damages and complements the remedies available under the more recently enacted OPA 90 and CERCLA, discussed above. The U.S. Environmental Protection Agency (the "EPA") regulates the discharge of ballast water and other substances under the CWA. EPA regulations require vessels 79 feet in length or longer (other than commercial fishing vessels) to obtain coverage under a Vessel General Permit ("VGP") authorizing discharges of ballast waters and other wastewaters incidental to the operation of vessels when operating within the three-mile territorial waters or inland waters of the United States. The VGP requires vessel owners and operators to comply with a range of best management practices and reporting and other requirements for a number of incidental discharge types. The EPA has proposed a new VGP to become effective in 2013 that, if finalized, will impose, among other things, numerical ballast water discharge limits. We have obtained coverage under the current version of the VGP for all of our containerships that operate in U.S. waters. We do not believe that any costs associated with meeting the requirements under the VGP will be material.

The U.S. National Invasive Species Act ("NISA") was enacted in 1996 in response to growing reports of harmful organisms being released into U.S. ports through ballast water taken on by vessels in foreign ports. The U.S. Coast Guard adopted regulations under NISA in July 2004 that impose mandatory ballast water management practices for all vessels equipped with ballast water

tanks entering U.S. waters. These requirements can be met by performing mid-ocean ballast exchange, by retaining ballast water on board the vessel or by using environmentally sound alternative ballast water management methods approved by the U.S. Coast Guard. However, mid-ocean ballast exchange is mandatory for vessels heading to the Great Lakes or Hudson Bay. Mid-ocean ballast exchange is the primary method for compliance with the U.S. Coast Guard regulations, since holding ballast water can prevent vessels from performing cargo operations upon arrival in the United States and alternative methods are still under development. Vessels that are unable to conduct mid-ocean ballast exchange due to voyage or safety concerns may discharge minimum amounts of ballast water (in areas other than the Great Lakes and Hudson Bay), *provided* that they comply with record keeping requirements and document the reasons they could not follow the required ballast water management requirements. The U.S. Coast Guard is proposing new ballast water management standards and practices that could ultimately lead to the establishment of maximum acceptable discharge limits for various invasive species and/or requirements for active treatment of ballast water. Several states, including Michigan and California, have adopted legislation or regulations relating to the permitting and management of ballast water discharges. California has extended its ballast water management program to the regulation of “hull fouling” organisms attached to vessels and adopted regulations limiting the number of organisms in ballast water discharges. Other states could adopt similar requirements that could increase the costs of operation in state waters.

The EPA has adopted standards under the CAA that pertain to emissions from vessel vapor control and recovery and other operations in regulated port areas and emissions from model year 2004 and later large marine diesel engines. Several states also regulate emissions from vapor control and recovery under authority of State Implementation Plans adopted under the CAA. On April 30, 2010, the EPA promulgated regulations that impose more stringent standards for emissions of particulate matter, sulfur oxides and nitrogen oxides from new Category 3 marine diesel engines on vessels constructed on or after January 1, 2016 and registered or flagged in the U.S. and implement the new MARPOL Annex VI requirements for U.S. and foreign flagged ships entering U.S. ports or operating in U.S. internal waters. The EPA is also considering a petition from a number of environmental groups that requests the EPA to impose more stringent emissions limits on foreign-flagged vessels operating in U.S. waters. In addition, California has adopted emission limits for auxiliary diesel engines of ocean-going vessels operating within 24 miles of the California coast and require operators to use low content fuel. If new or more stringent regulations relating to emissions from marine diesel engines or port operations by ocean-going vessels are adopted by the EPA or states, these requirements could require significant capital expenditures or otherwise increase the costs of our operations.

### ***European Union Requirements***

The European Union has also adopted legislation that (1) requires member states to refuse access to their ports to certain sub-standard vessels, according to vessel type, flag and number of previous detentions, (2) obliges member states to inspect at least 25% of foreign vessels using their ports annually and provides for increased surveillance of vessels posing a high risk to maritime safety or the marine environment, (3) provides the European Union with greater authority and control over classification societies, including the ability to seek to suspend or revoke the authority of negligent societies, and (4) requires member states to impose criminal sanctions for certain pollution events, such as the unauthorized discharge of tank washings.

### ***Other Regional Requirements***

The environmental protection regimes in certain other countries, such as Canada, resemble those of the United States. To the extent we operate in the territorial waters of such countries or enter their ports, our containerships would typically be subject to the requirements and liabilities imposed in such countries. Other regions of the world also have the ability to adopt requirements or regulations that may impose additional obligations on our containerships and may entail significant expenditures on our part and may increase the costs of our operations. These requirements, however, would apply to the industry operating in those regions as a whole and would also affect our competitors.

### ***Greenhouse Gas Regulations***

The MEPC of IMO adopted two new sets of mandatory requirements to address greenhouse gas emissions from ships at its July 2011 meeting. The Energy Efficiency Design Index will require a minimum energy efficiency level per capacity mile and will be applicable to new vessels, and the Ship Energy Efficiency Management Plan will be applicable to currently operating vessels. The requirements will enter into force in January 2013 and could cause us to incur additional compliance costs. The IMO is also considering the development of a market-based mechanism for greenhouse gas emissions from ships, but it is difficult to accurately predict the likelihood that such a standard might be adopted or its potential impact on our operations at this time.

The European Union has indicated that it intends to propose an expansion of the existing European Union emissions trading scheme to include emissions of greenhouse gases from marine ships. In the United States, the EPA has issued a finding that greenhouse gases endanger the public health and safety and has adopted regulations under the CAA to limit greenhouse gas emissions from certain mobile sources and large stationary sources. Although the mobile source emissions do not apply to greenhouse gas emissions from ships, the EPA may, in the future, decide to regulate greenhouse gas emissions from ocean-going ships. Any passage of climate control legislation or other regulatory initiatives by the IMO, the European Union, the United States or other countries where we operate, or any treaty adopted at the international level to succeed the Kyoto Protocol, that restrict emissions of greenhouse gases could require us to make significant financial expenditures that we cannot predict with certainty at this time.

### ***Vessel Security Regulations***

A number of initiatives have been introduced in recent years intended to enhance vessel security. On November 25, 2002, the Maritime Transportation Security Act of 2002 (the “MTSA”) was signed into law. To implement certain portions of the MTSA, the U.S. Coast Guard issued regulations in July 2003 requiring the implementation of certain security requirements aboard vessels operating in waters subject to the jurisdiction of the United States. Similarly, in December 2002, amendments to SOLAS created a new chapter of the convention dealing specifically with maritime security. This new chapter came into effect in July 2004 and imposes various detailed security obligations on vessels and port authorities, most of which are contained in the newly created International Ship and Port Facilities Security Code (the “ISPS Code”). Among the various requirements are:

- on-board installation of automatic information systems to enhance vessel-to-vessel and vessel-to-shore communications;
- on-board installation of ship security alert systems;
- the development of ship security plans; and
- compliance with flag state security certification requirements.

The U.S. Coast Guard regulations, intended to align with international maritime security standards, exempt non-U.S. vessels from MTSA vessel security measures, *provided* such vessels have on board a valid “International Ship Security Certificate” that attests to the vessel’s compliance with SOLAS security requirements and the ISPS Code. We have implemented the various security measures required by the IMO, SOLAS and the ISPS Code and have approved ISPS certificates and plans certified by the applicable flag state on board all our containerships.

### **C. Organizational Structure**

As of February 22, 2013, Costamare Inc. is a holding company incorporated in the Republic of The Marshall Islands with 84 subsidiaries all of which are incorporated in Liberia. Of our Liberian subsidiaries, 57 either own vessels in our fleet or are parties to contracts to obtain newbuild vessels. The remaining subsidiaries are dormant. Our subsidiaries are wholly-owned by us. A list of our subsidiaries as of February 22, 2013 is set forth in Exhibit 8.1 to this annual report.

**D. Property, Plant and Equipment**

We have no freehold or material leasehold interest in any real property. We occupy office space at 60 Zephyrou Street & Syngrou Avenue, 17564 Athens, Greece, that is provided to us as part of the services we receive under the Group Management Agreement. Other than our vessels, we do not have any material property. Our vessels are subject to priority mortgages, which secure our obligations under our various credit facilities. For further details regarding our credit facilities, refer to “Item 5. Operating and Financial Review and Prospects—B. Liquidity and Capital Resources—Credit Facilities”.

**ITEM 4.A. UNRESOLVED STAFF COMMENTS**

None.

## ITEM 5. OPERATING AND FINANCIAL REVIEW AND PROSPECTS

The following discussion of our financial condition and results of operations should be read in conjunction with the financial statements and the notes to those statements included elsewhere in this annual report. This discussion includes forward-looking statements that involve risks and uncertainties. As a result of many factors, such as those set forth under “Item 3. Key Information—D. Risk Factors” and elsewhere in this annual report, our actual results may differ materially from those anticipated in these forward-looking statements. Please see the section “Forward-Looking Statements” at the beginning of this annual report.

### Overview

We are an international owner of containerships, chartering our vessels to many of the world’s largest liner companies. As of February 22, 2013, we had a fleet of 57 containerships aggregating approximately 332,000 TEU, making us one of the largest public containership companies in the world, based on total TEU capacity. At that date, our fleet consisted of (i) 47 vessels in the water, aggregating approximately 242,000 TEU and (ii) ten newbuild vessels aggregating approximately 90,000 TEU that are scheduled to be delivered to us between March 2013 and February 2014. See “Item 4. Information on the Company—B. Business Overview—Our Fleet, Acquisitions and Newbuild Vessels”.

We principally deploy our containerships on multi-year, fixed-rate time charters to take advantage of the stable cash flows and high utilization rates typically associated with multi-year time charters. Time-chartered containerships are generally employed on multi-year charters to liner companies that charter-in vessels on a multi-year basis as part of their business strategies.

As of February 22, 2013, the average (weighted by TEU capacity) remaining time-charter duration for our fleet of 57 containerships was 5.1 years, based on the remaining fixed terms and assuming the exercise of any owner’s options and the non-exercise of any charterer’s options under our containerships’ charters. As of December 31, 2012, our fixed-term charters represented an aggregate of \$2.7 billion of contracted revenue, assuming the earliest redelivery dates possible and 365 revenue days per annum per containership. See the table entitled “Contracted Revenue and Days From Time Charters as of December 31, 2012” in “Item 5. Operating and Financial Review and Prospects—A. Operating Results—Factors Affecting Our Results of Operations—Voyage Revenue”. As of February 22, 2013, our fixed-term charters represented an aggregate of \$2.7 billion of contracted revenue, assuming the earliest redelivery dates possible and 365 revenue days per annum per containership. Furthermore, five of our charters include options which allow us to unilaterally extend their terms for two additional one-year periods. The exercise of these options would result in an additional \$152.2 million of revenue.

The table below provides additional information about the charter coverage for our fleet of containerships as of December 31, 2012. Except as indicated in the footnotes, it does not reflect events occurring after that date, including any charter contract we entered into after that date. It does reflect our contracts to acquire newbuild vessels. The table assumes the earliest redelivery dates possible under our containerships’ charters. See “Item 4. Information on the Company—B. Business Overview—Our Fleet, Acquisitions and Newbuild Vessels”.

	2013	2014	2015	2016	2017	2018	2019	2020	2021	2022	2023
No. of Vessels whose Charters Expire <sup>(2)</sup> .....	8	9	3	4	6	16	1	2	1	0	5
TEU of Expiring Charters.....	30,087	26,376	12,617	19,720	38,063	126,238	6,644	13,288	6,724	0	45,863
Contracted Days ....	16,305	14,982	13,420	12,398	10,637	5,506	3,238	2,358	2,084	1,825	988
Available Days.....	2,043	5,062	6,655	7,729	9,438	13,718	15,012	15,942	16,166	14,965	14,707
Contracted/Total Days <sup>(1)</sup> .....	88.9%	74.7%	66.8%	61.6%	53.0%	28.6%	17.7%	12.9%	11.4%	10.9%	6.3%

- <sup>(1)</sup> Total days are calculated on the assumption that the vessels will continue trading until the age of 30 years old, unless the vessel will exceed 30 years of age at the expiry of its current time charter, in which case we assume that the vessel continues trading until that expiry date.
- <sup>(2)</sup> This excludes one vessel which was classified as “held for sale” at December 31, 2012, and delivered to her scrap buyers on January 2, 2013, and one vessel which was not chartered at December 31, 2012.

Our containership fleet is currently under time charters with nine different charterers. For the three years ended December 31, 2012, our three largest customers by revenue were A.P. Moller-Maersk, MSC and COSCO; together these three customers represented 75%, 68% and 74% of our revenue in 2010, 2011 and 2012, respectively.

We dry-dock our vessels when the next survey (dry-dock survey or special survey) is scheduled to become due, ranging from 30 to 60 months. We have dry-docked 29 vessels over the past 3 years, and we plan to dry-dock 10 vessels in 2013 and 6 vessels in 2014. Information about our fleet dry-docking schedule through 2016 is set forth in a table in “Item 4. Information on the Company—B. Business Overview—Risk of Loss and Liability Insurance—Inspection by Classification Societies”.

### **Our Manager**

The operations of our fleet of containerships are managed by Costamare Shipping and its sub-managers under the supervision of our chairman and chief executive officer and our chief financial officer, in conjunction with our board of directors. Costamare Shipping receives a fee in 2013 of \$884 per day or \$442 per day in the case of a containership subject to a bareboat charter, for each containership, pro rated for the calendar days we own each containership, for providing us with general administrative services, certain commercial services, director and officer related insurance services and the services of our officers (but not for payment of such officers’ compensation) and for providing the relevant containership-owning subsidiaries with technical, commercial, insurance, accounting, provisioning, sale and purchase, crewing and bunkering services. In 2012 such amounts were \$850 and \$425, respectively. In the event that Costamare Shipping decides to delegate certain or all of the services it has agreed to perform to affiliated sub-managers (such as CIEL or Shanghai Costamare) or, subject to our consent, a third party sub-manager (such as V.Ships Greece), either through subcontracting or by directing the sub-manager to enter into a direct ship-management agreement with the relevant containership-owning subsidiary, then, in the case of subcontracting, Costamare Shipping will be responsible for paying the management fee charged by the relevant sub-manager for providing such services and, in the case of a direct ship-management agreement, the fee received by Costamare Shipping will be reduced by the fee payable to the sub-manager under the relevant direct ship-management agreement. As a result, these arrangements will not result in any increase in the aggregate management fees we pay. Moreover, in the case of the Co-operation Agreement, the management fees we pay will be reduced by any net profit received by Costamare Shipping from the Cell’s operation. In addition to management fees, we pay for any capital expenditures, financial costs, operating expenses and any general and administrative expenses, including the salaries of our officers and employees and payments to third parties in accordance with the Group Management Agreement and the relevant separate ship-management agreements or supervision agreements. We also pay to Costamare Shipping a flat fee of \$700,000 per newbuild vessel for the supervision of the construction of any newbuild vessel for which we may contract. Costamare Shipping also receives a fee of 0.75% on all gross freight, demurrage, charter hire, ballast bonus or other income earned with respect to each containership in our fleet.

The initial term of the Group Management Agreement with Costamare Shipping expires on December 31, 2015. The Group Management Agreement automatically renews for five consecutive one-year periods until December 31, 2020, at which point the Group Management Agreement will expire. The daily management fee for each containership was fixed until December 31, 2012, and will hereafter be annually adjusted upwards by 4%, with further annual increases permitted to reflect any strengthening of the Euro against the U.S. dollar and/or material unforeseen cost increases. After the initial term expires on December 31, 2015, we will be able to terminate the Group Management Agreement, subject to a termination fee, by providing written notice to

Costamare Shipping at least 12 months before the end of the subsequent one-year term. The termination fee is equal to (a) the lesser of (i) five and (ii) the number of full years remaining prior to December 31, 2020, times (b) the aggregate fees due and payable to Costamare Shipping during the 12-month period ending on the date of termination (without taking into account any reduction in fees to reflect that certain obligations have been delegated to a sub-manager), *provided* that the termination fee will always be at least two times the aggregate fees over the 12-month period described above. Information about other termination events under the Group Management Agreement is set forth in “Item 7. Major Shareholders and Related Party Transactions—B. Related Party Transactions—Management Agreement—Term and Termination Rights”.

Pursuant to the terms of our Group Management Agreement and separate ship-management agreements and supervision agreements, liability of our managers to us is limited to instances of gross negligence or willful misconduct on the part of the managers. Further, we are required to indemnify the managers for liabilities incurred by the managers in performance of the Group Management Agreement and separate ship-management agreements and supervision agreements, except in instances of gross negligence or willful misconduct on the part of the managers.

## **A. Operating Results**

### **Factors Affecting Our Results of Operations**

Our financial results are largely driven by the following factors:

- *Number of Vessels in Our Fleet.* The number of vessels in our fleet is a key factor in determining the level of our revenues. Aggregate expenses also increase as the size of our fleet increases. Vessel acquisitions and dispositions give rise to gains and losses and other one-time items. During 2007 and 2008, we increased the number of vessels in our fleet so that on October 31, 2008 our fleet consisted of 53 containerships. Thereafter, from 2009 through the first half of 2010, in response to the global economic recession, we reduced our fleet through dispositions to 41 vessels. Beginning in the second half of 2010, when the market started to recover and vessel prices were at an attractive point, we have substantially grown our fleet to a total of 57 vessels as of February 22, 2013, including ten newbuild vessels on order.
- *Charter Rates.* The charter rates we obtain for our vessels also drive our revenues. Charter rates are based primarily on demand and supply of containership capacity at the time we enter into the charters for our vessels. Demand and supply can fluctuate significantly over time as a result of changing economic conditions affecting trade flow between ports served by liner companies and the industries which use liner shipping services. Although our multi-year charters make us less susceptible to cyclical containership charter rates than vessels operated on shorter-term charters, such as spot charters, we are exposed to varying charter rate environments when our chartering arrangements expire and we seek to deploy our containerships under new charters. As illustrated in the table above under “—Overview”, the staggered maturities of our containership charters reduce our exposure to any one particular rate environment and point in the shipping cycle. See “—Voyage Revenue”.
- *Utilization of Our Fleet.* Due to the multi-year time charters under which they generally operate, our containerships have consistently been deployed at high utilization. Nevertheless, the amount of time our vessels spend dry-docked undergoing repairs, maintenance or upgrade work affects our results of operations. Historically, our fleet has had a limited number of unscheduled off-hire days. In 2010, 2011 and 2012 our fleet utilization based on unscheduled off-hire days as a percentage of total operating days for each year was 99.7%, 99.3% and 99.9%, respectively. However, an increase in annual off-hire days could reduce our utilization. The efficiency with which suitable employment is secured, the ability to minimize off-hire days and the amount of time spent positioning vessels also affects our results of operations. If the utilization pattern of our containership fleet changes, our financial results would be affected.
- *Expenses and Other Costs.* Our ability to control our fixed and variable expenses is critical to our ability to maintain acceptable profit margins. These expenses include commission



expenses, crew wages and related costs, the cost of insurance, expenses for repairs and maintenance, the cost of spares and consumable stores, lubricating oil costs, tonnage taxes and other miscellaneous expenses. In addition, factors beyond our control, such as developments relating to market premiums for insurance and the value of the U.S. dollar compared to currencies in which certain of our expenses, primarily crew wages, are paid, can cause our vessel operating expenses to increase. We proactively manage our foreign currency exposure by entering into Euro/dollar forward contracts covering our Euro-denominated operating expenses.

### ***Voyage Revenue***

Our operating revenues are driven primarily by the number of vessels in our fleet, the amount of daily charter hire that our vessels earn under time charters and the number of operating days during which our vessels generate revenues. These factors are, in turn, affected by our decisions relating to vessel acquisitions and dispositions, the amount of time that we spend positioning our vessels, the amount of time that our vessels spend dry-docked undergoing repairs, maintenance and upgrade work, the age, condition and specifications of our vessels and the levels of supply and demand in the containership charter market.

Charter revenues are generated from fixed-rate time charters and are recorded on a straight-line basis over the term of each time charter (excluding the effect of any options to extend the term). Revenues derived from time charters with escalating rates are accounted for as operating leases and thus are recognized on a straight-line basis as the average revenue over the rental periods of such agreements, as service is performed, by dividing (i) the aggregate contracted revenues until the earliest expiration date of the time charter by (ii) the total contracted days until the earliest expiration date of the time charter. Some of our charters provide that the charter rate will be adjusted to a market rate for the final months of their respective terms. For purposes of determining the straight-line revenue amount, we exclude these periods and treat the charter as expiring at the end of the last fixed rate period. Our revenues will be affected by the acquisition of any additional vessels in the future subject to time charters, as well as by the disposition of any existing vessel in our fleet. Our revenues will also be affected if any of our charterers cancel a time charter or if we agree to renegotiate charter terms during the term of a charter resulting in aggregate revenue reduction. Our time charter arrangements have been contracted in varying rate environments and expire at different times. Generally, we do not employ our vessels under voyage charters under which a ship-owner, in return for a fixed sum, agrees to transport cargo from one or more loading ports to one or more destinations and assumes all vessel operating costs and voyage expenses.

After rising during 2007 and the first half of 2008, charter rates for containerships fell dramatically to 10-year lows during the second half of 2008 and 2009. While charter rates improved in 2010 and the first half of 2011, rates steeply declined during the latter half of 2011 due to reduced transportation demand triggered by the unfolding global sovereign debt crisis and overall volatile financial conditions. In 2012, the impact of the continuing European sovereign debt crisis and global economic slowdown, as well as uncertainty regarding the resolution of the “fiscal cliff” in the United States continued to negatively impact international trade which, combined with an increased supply of vessels, caused time charter rates and charter free values to continue their decline. While charter rates and the level of demand for containerships are historically volatile, and there can be no assurance that either will improve, we believe that any continued improvement in the global economy and demand for containerships will lead to an improvement in charter rates over time.

The table below provides additional information about our expected revenues based on contracted charter rates as of December 31, 2012. Although these expected revenues are based on contracted charter rates, any contract is subject to various risks, including performance by the counterparties or an early termination of the contract pursuant to its terms. If the charterers are unable to make charter payments to us, if we agree to renegotiate charter terms at the request of a charterer or if contracts are prematurely terminated for any reason, our results of operations and financial condition may be materially adversely affected. Historically, we have had no defaults or

early terminations by charterers, although in certain cases we have agreed to changes in charter terms.

### Contracted Revenue and Days From Time Charters as of December 31, 2012

	On and After January 1,					
	2013	2014	2015	2016	2017 and thereafter	Total
	(Expressed in thousands of U.S. dollars, except days and percentages)					
Contracted Revenues <sup>(1)(2)</sup> .....	\$421,504	\$461,839	\$440,646	\$417,343	\$982,557	\$2,723,889
Fleet Contracted Days <sup>(2)</sup> .....	16,305	14,982	13,420	12,398	26,636	83,741
Percentage of fleet contracted days/Total days <sup>(2)</sup> .....	88.9%	74.7%	66.8%	61.6%	21.0%	40.8%

<sup>(1)</sup> Annual revenue calculations are based on: (a) an assumed 365 revenue days per vessel per annum, (b) the earliest redelivery dates possible under our containerships' charters and (c) no exercise of any option to extend the terms of those charters.

<sup>(2)</sup> Some of our charters provide that the charter rate will be adjusted to a market rate for the final months of their respective terms. For purposes of determining contracted revenues and the number of days, we exclude these periods and treat the charter as expiring at the end of the last fixed rate period. Total days are calculated on the assumption that the vessels will continue trading until the age of 30 years old, unless the vessel will exceed 30 years of age at the expiry of its current time charter, in which case we assume that the vessel continues trading until that expiry date.

#### *Voyage Expenses*

Voyage expenses include port and canal charges, bunker (fuel) expenses, address commissions and brokerage commissions. Under our time charter arrangements, charterers bear the voyage expenses other than address and brokerage commissions. As such, voyage expenses represent a relatively small portion of our vessels' overall expenses. During 2011 and 2012, brokerage and address commissions represented 53% and 27% of voyage expenses respectively.

These commissions do not include the fees we pay to our manager, which are described below under "Item 7. Major Shareholders and Related Party Transactions—B. Related Party Transactions—Management Agreement".

#### *Vessels' Operating Expenses*

Vessels' operating expenses include crew wages and related costs, the cost of insurance, expenses for repairs and maintenance, the cost of spares and consumable stores, lubricant costs, statutory and classification expenses and other miscellaneous expenses. Aggregate expenses increase as the size of our fleet increases. We expect that insurance costs, dry-docking and maintenance costs will increase as our vessels age. Factors beyond our control, some of which may affect the shipping industry in general—for instance, developments relating to market premiums for insurance and changes in the market price of lubricants due to increases in oil prices—may also cause vessel operating expenses to increase. In addition, a substantial portion of our vessel operating expenses, primarily crew wages, are in currencies other than the U.S. dollar (mainly in Euro), and any gain or loss we incur as a result of the U.S. dollar fluctuating in value against these currencies is included in vessel operating expenses. As of December 31, 2012, approximately 34% of our outstanding accounts payable were denominated in currencies other than the U.S. dollar (mainly in Euro). We fund our managers with the amounts they will need to pay our fleet's vessel operating expenses. Under our time charter arrangements, we generally pay for vessel operating expenses.

### *General and Administrative Expenses*

General and administrative expenses mainly include legal, accounting and advisory fees. We also incur additional general and administrative expenses as a public company. The primary components of general and administrative expenses will consist of the expenses associated with being a public company, which include the preparation of disclosure documents, legal and accounting costs, investor relation costs, incremental director and officer liability insurance costs, director and executive compensation and costs related to compliance with the Sarbanes-Oxley Act of 2002.

### *Management Fees*

Historically, while we were a privately owned company, we paid our managers—Costamare Shipping, CIEL and Shanghai Costamare (through payments to Costamare Shipping)—a daily management fee of \$700 per vessel for their services. With effect from the consummation of our initial public offering on November 4, 2010 until December 31, 2012, we paid to our managers a daily management fee of \$850 per vessel for their services. Such fee increased to \$884 per day per vessel beginning January 1, 2013. The total management fees paid by us to our managers during the years ended December 31, 2010, 2011 and 2012 amounted to \$11.3 million, \$15.4 million and \$15.2 million, respectively.

Our current Group Management Agreement, as described in “Item 7. Major Shareholders and Related Party Transactions—B. Related Party Transactions—Management Agreement”, went into effect upon the consummation of our initial public offering. If this agreement had been in effect since January 1, 2010, we estimate that the aggregate amount of additional payments to the manager would have been approximately \$2.0 million higher, and net income would have been \$2.0 million lower in 2010, than the amount recorded with respect to our then existing management agreement.

### *Amortization of Dry-docking and Special Survey Costs*

We follow the deferral method of accounting for special survey and dry-docking costs whereby actual costs incurred (mainly shipyard costs, paints and class renewal expenses) are deferred and amortized on a straight-line basis over the period through the date the next survey is scheduled to become due. If a survey is performed prior to the scheduled date, the remaining unamortized balances are immediately written off. Unamortized balances of vessels that are sold are written off and included in the calculation of the resulting gain or loss in the period of the vessel's sale.

### *Depreciation*

We depreciate our containerships on a straight-line basis over their estimated remaining useful economic lives. For years prior to January 1, 2007, we estimated this to be 25 years. As of January 1, 2007, we determined the estimated useful lives of our containerships to be 30 years from their initial delivery from the shipyard. This change was made to reflect our experience, market conditions and the current practice in the containership industry. Depreciation is based on cost, less the estimated scrap value of the vessels. As of December 31, 2012, one of our vessels with 3,876 TEU capacity was fully depreciated.

### *Gain / (Loss) on Sale/Disposal of Vessels*

The gain or loss on the sale of a vessel is presented in a separate line item in our consolidated statements of income. In 2010, 2011 and 2012, we sold four, six and four vessels, respectively, while the vessel *Rena* was determined to be a constructive total loss for insurance purposes in 2011.

### *Foreign Exchange Gains / (Losses)*

Our functional currency is the U.S. dollar because our vessels operate in international shipping markets, and therefore transact business mainly in U.S. dollars. Our books of accounts are maintained in U.S. dollars. Transactions involving other currencies are converted into U.S. dollars using the exchange rates in effect at the time of the transactions. The gain or loss derives from the

different foreign currency exchange rates between the time that a cost is recorded in our books and the time that the cost is paid. At the balance sheet dates, monetary assets and liabilities, which are denominated in other currencies, are translated into U.S. dollars at the year-end exchange rates. Resulting gains or losses are reflected as foreign exchange gains / (losses) in our consolidated statement of income.

#### *Other Income / (Expenses)*

Other expenses represent primarily non-recurring items that are not classified under the other categories of our consolidated income statement. Such expenses may, for instance, result from various potential claims against our company, or from payments we are effecting on behalf of charterers that cannot meet their obligations.

#### *Interest Income, Interest and Finance Costs*

We incur interest expense on outstanding indebtedness under our existing credit facilities which we include in interest expense. We also incur financing and legal costs in connection with establishing those facilities, which is included in our finance costs. Further, we earn interest on cash deposits in interest-bearing accounts and on interest-bearing securities, which we include in interest income. We will incur additional interest expense in the future on our outstanding borrowings and under future borrowings. For a description of our existing credit facilities and our new committed term loan please read “—B. Liquidity and Capital Resources—Credit Facilities”.

#### *Other*

Other primarily represents vessels’ hull and machinery and vessels’ guarantee claims recoveries and gains resulting from “free lubricants” agreements that we have entered into for our vessels with lubricant suppliers. Free lubricants agreements with lubricant suppliers provide for the initial supply of lubricants at no charge to us upon the acquisition of a vessel. Following the initial supply at no charge, we are obliged under these agreements to purchase required lubricants for the vessel from the relevant supplier for a contracted period of time. If we terminate such an agreement before it expires we have to pay the supplier for the initial lubricant fill cost. We amortize the initial lubricant fill benefit through the term of the agreement.

#### *Gain / (Loss) on Derivative Instruments*

We enter into interest rate swap contracts to manage our exposure to fluctuations of interest rate risks associated with specific borrowings. All derivatives are recognized in the consolidated financial statements at their fair value. On the inception date of the derivative contract, we designate the derivative as a hedge of a forecasted transaction or the variability of cash flow to be paid (“cash flow” hedge). Changes in the fair value of a derivative that is qualified, designated and highly effective as a cash flow hedge are recorded in other comprehensive income until earnings are affected by the forecasted transaction or the variability of cash flow and are then reported in earnings. Changes in the fair value of undesignated derivative instruments and the ineffective portion of designated derivative instruments are reported in earnings in the period in which those fair value changes have occurred. As at December 31, 2012, we were engaged in 28 interest rate derivative instruments in order to partially hedge the exposure of interest rate fluctuations associated with our variable rate borrowings and at this date 27 out of 28 of these agreements met hedge accounting criteria and the effective portion in change in their fair value is recognized in “Other Comprehensive Loss” in stockholders’ equity on our balance sheet. We recognize in our statement of income the change in fair value of the one interest rate swap that does not meet hedge accounting criteria. For a description of our existing interest rate swaps, please read “Item 11. Quantitative and Qualitative Disclosures About Market Risk—A. Quantitative Information About Market Risk—Interest Rate Risk”.

## Results of Operations

### Year Ended December 31, 2012 Compared to Year Ended December 31, 2011

During the years ended December 31, 2012 and 2011, we had an average of 46.8 and 47.8 vessels, respectively, in our fleet. In the year ended December 31, 2012, we accepted delivery of five secondhand vessels (*MSC Ulsan*, *Koroni*, *Kyparissia*, *Stadt Luebeck* and *Messini*) with an aggregate TEU capacity of 15,352 and we sold four vessels (*Gather*, *Gifted*, *Genius I* and *Horizon*) with an aggregate TEU capacity of 9,834. In the year ended December 31, 2011, we accepted delivery of ten secondhand vessels (*MSC Pylos*, *Zagora*, *Marina*, *Prosper*, *Konstantina*, *MSC Sierra II*, *MSC Namibia II*, *MSC Reunion* (ex. *MSC Sudan II*), *MSC Romanos* and *MSC Methoni*) with an aggregate TEU capacity of 29,242 and we sold six secondhand vessels (*MSC Sierra*, *MSC Namibia*, *MSC Sudan*, *MSC Fado*, *MSC Tuscany* and *Garden*), while the vessel *Rena* was determined to be a constructive total loss (“CTL”) for insurance purposes in October 2011, with an aggregate TEU capacity of 13,836. In the years ended December 31, 2012 and 2011, our fleet ownership days totaled 17,113 and 17,437 days, respectively. Ownership days are the primary driver of voyage revenue and vessels operating expenses and represent the aggregate number of days in a period during which each vessel in our fleet is owned.

	<u>Year ended December 31,</u>		<u>Change</u>	<u>Percentage Change</u>
	<u>2011</u>	<u>2012</u>		
	(Expressed in millions of U.S. dollars, except percentages)			
Voyage revenue.....	\$ 382.2	\$ 386.2	\$ 4.0	1.0%
Voyage expenses.....	(4.2)	(5.5)	1.3	31.0%
Voyage expenses—related parties .....	(2.9)	(2.9)	—	—
Vessels operating expenses.....	(110.4)	(112.5)	2.1	1.9%
General and administrative expenses.....	(5.0)	(4.0)	(1.0)	(20.0%)
Management fees—related parties.....	(15.3)	(15.2)	(0.1)	(0.7%)
Amortization of dry-docking and special survey costs.....	(8.1)	(8.2)	0.1	1.2%
Depreciation .....	(78.8)	(80.3)	1.5	1.9%
Gain / (loss) on sale/disposal of vessels .....	13.1	(2.8)	(15.9)	(121.4%)
Foreign exchange gains / (losses).....	0.1	0.1	—	—
Interest income .....	0.5	1.5	1.0	200.0%
Interest and finance costs .....	(75.4)	(74.7)	(0.7)	(0.9%)
Other .....	0.5	(0.1)	(0.6)	(120.0%)
Gain / (loss) on derivative instruments.....	(8.7)	(0.5)	\$ (8.2)	(94.3%)
<b>Net Income</b> .....	<u>\$ 87.6</u>	<u>\$ 81.1</u>	(6.5)	(7.4%)
	<u>Year ended December 31,</u>			
	<u>2011</u>	<u>2012</u>	<u>Change</u>	<u>Percentage Change</u>
<b>Fleet operational data</b>				
Average number of vessels.....	47.8	46.8	(1.0)	(2.1%)
Ownership days .....	17,437	17,113	(324)	(1.9%)
Number of vessels underwent dry-docking and special survey during the years.....	8	9	1	—

The Company reports its financial results in accordance with U.S. GAAP. However, management believes that certain non-GAAP financial measures used in managing the business may provide users of these financial measures additional meaningful comparisons between current results and results in prior operating periods. Management believes that these non-GAAP financial measures can provide additional meaningful reflection of underlying trends of the business because they provide a comparison of historical information that excludes certain items that impact the overall comparability. Management also uses these non-GAAP financial measures in making financial, operating and planning decisions and in evaluating the Company’s performance. The table below sets out our Voyage revenue adjusted on a cash basis and the corresponding reconciliation to Voyage revenue for the twelve-month periods ended December 31, 2012 and December 31, 2011. Non-GAAP financial measures should be viewed in addition to, and not as an alternative for, the Company’s reported results prepared in accordance with GAAP.

	<u>Year ended December 31,</u>		<u>Change</u>	<u>Percentage Change</u>
	<u>2011</u>	<u>2012</u>		
	<u>(Expressed in millions of U.S. dollars, except percentages)</u>			
Voyage revenue .....	\$382.2	\$386.2	\$ 4.0	1.0%
Accrued charter revenue <sup>(1)</sup> .....	30.3	6.2	(24.1)	(79.5%)
Voyage revenue adjusted on a cash basis <sup>(2)</sup> ....	412.5	392.4	(20.1)	(4.9%)

<sup>(1)</sup> Accrued charter revenue represents the difference between cash received during the period and revenue recognized on a straight-line basis. In the early years of a charter with escalating charter rates, voyage revenue will exceed cash received during the period.

<sup>(2)</sup> Voyage revenue adjusted on a cash basis represents Voyage revenue after adjusting for non-cash “Accrued charter revenue” recorded under charters with escalating charter rates. Voyage revenue adjusted on a cash basis is not a recognized measurement under U.S. GAAP. We believe that the presentation of Voyage revenue adjusted on a cash basis is useful to investors because it presents the charter revenue for the relevant period based on the then current daily charter rates. The increases or decreases in daily charter rates under our charter party agreements are described in the notes to the table in “Item 4. Information On The Company—Business Overview—Our Fleet, Acquisitions and Newbuild Vessels”.

#### *Voyage Revenue*

Voyage revenue increased by 1.0%, or \$4.0 million, to \$386.2 million during the year ended December 31, 2012, from \$382.2 million during the year ended December 31, 2011. Ownership days decreased by 1.9% or 324 days to 17,113 days during the year ended December 31, 2012, from 17,437 days during the year ended December 31, 2011. The increase in Voyage revenue is mainly due to the fact that larger vessels, chartered on average at higher rates, were employed by the Company during the year ended December 31, 2012, compared to the year ended December 31, 2011. Voyage revenue adjusted on a cash basis (which eliminates non-cash “Accrued charter revenue”), decreased by 4.9%, or \$20.1 million, to \$392.4 million during the year ended December 31, 2012, from \$412.5 million during the year ended December 31, 2011. The decrease is attributable to decreased charter hire received in accordance with certain escalation clauses of our charters during the year ended December 31, 2012, compared to the year ended December 31, 2011; partly offset by the fact that larger vessels, chartered on average at higher rates, were employed by the Company during the year ended December 31, 2012, compared to the year ended December 31, 2011.

#### *Voyage Expenses*

Voyage expenses increased by 31.0%, or \$1.3 million, to \$5.5 million during the year ended December 31, 2012, from \$4.2 million during the year ended December 31, 2011. The increase was primarily attributable to the increased off-hire expenses of our fleet, mainly fuel consumption; partly offset by the decreased third party commissions charged to us during the year ended December 31, 2012, compared to the year ended December 31, 2011.

#### *Voyage Expenses—Related Parties*

Voyage expenses—related parties in the amount of \$2.9 million during the years ended December 31, 2012 and 2011, represent fees of 0.75% on voyage revenues charged to us by Costamare Shipping Company S.A. as provided under our management agreement signed on November 3, 2010.

#### *Vessels’ Operating Expenses*

Vessels’ operating expenses, which also include the realized gain or loss under derivative contracts entered into in relation to foreign currency exposure, increased by 1.9%, or \$2.1 million, to \$112.5 million during the year ended December 31, 2012, from \$110.4 million during the year ended

December 31, 2011. The increase is partly attributable to the increase of the average vessel size of the fleet during the year ended December 31, 2012, compared to the same period of 2011; partly offset by the decreased ownership days of our fleet during the year ended December 31, 2012, compared to the same period of 2011.

#### *General and Administrative Expenses*

General and administrative expenses decreased by 20.0%, or \$1.0 million, to \$4.0 million during the year ended December 31, 2012, from \$5.0 million during the year ended December 31, 2011. The decrease in the year ended December 31, 2012, was mainly attributable to decreased public-company related expenses charged to us compared to the year ended December 31, 2011. Furthermore, General and administrative expenses for the years ended December 31, 2012 and December 31, 2011, include \$1.0 million, respectively, for the services of the Company's officers in aggregate charged to us by Costamare Shipping Company S.A. as provided under our management agreement signed on November 3, 2010.

#### *Management Fees—Related Parties*

Management fees paid to our managers decreased by 0.7%, or \$0.1 million, to \$15.2 million during the year ended December 31, 2012, from \$15.3 million during the year ended December 31, 2011. The decrease was primarily attributable to the decreased fleet ownership days for the year ended December 31, 2012, compared to the year ended December 31, 2011.

#### *Amortization of Dry-docking and Special Survey Costs*

Amortization of deferred dry-docking and special survey costs for the years ended December 31, 2012 and 2011 was \$8.2 million and \$8.1 million, respectively. During the years ended December 31, 2012 and 2011, 9 vessels and 8 vessels, respectively, underwent their special surveys.

#### *Depreciation*

Depreciation expense increased by 1.9%, or \$1.5 million, to \$80.3 million during the year ended December 31, 2012, from \$78.8 million during the year ended December 31, 2011. The increase was primarily attributable to the depreciation expense charged for the five larger and younger containerships delivered to us during the year ended December 31, 2012, partly offset by the elimination of depreciation expense relating to the four smaller and older vessels sold during the year ended December 31, 2012.

#### *Gain / (Loss) on Sale/Disposal of Vessels*

During the year ended December 31, 2012, we recorded a net loss of \$2.8 million, primarily consisting of a loss of \$9.8 million from the sale of two vessels, a gain of \$4.1 million from the sale of two vessels, and a \$3.0 million reversal of a provision recorded in 2011 for costs associated with the grounding of the vessel *Rena*. During the year ended December 31, 2011, we recorded a net gain of \$13.1 million from the sale of six vessels and the "CTL" of the vessel *Rena*.

#### *Foreign Exchange Gains*

Foreign exchange gains amounted to \$0.1 million and \$0.1 million during the years ended December 31, 2012 and 2011, respectively.

#### *Interest Income*

During the year ended December 31, 2012, interest income increased by 200.0%, or \$1.0 million, to \$1.5 million, from \$0.5 million during the year ended December 31, 2011. The increase in interest income was mainly due to the increased cash deposits in interest bearing accounts during the year ended December 31, 2012, compared to the year ended December 31, 2011, which resulted

from the increased average cash balance during the year ended December 31, 2012, compared to the year ended December 31, 2011.

#### *Interest and Finance Costs*

Interest and finance costs decreased by 0.9%, or \$0.7 million, to \$74.7 million during the year ended December 31, 2012, from \$75.4 million during the year ended December 31, 2011. The decrease is partly attributable to the decreased financing costs and capitalized interest in relation with our newbuilding program; partly offset by the increased interest expense charged to us during the year ended December 31, 2012, compared to the year ended December 31, 2011.

#### *Gain / (Loss) on Derivative Instruments*

The fair value of our 28 interest rate derivative instruments which were outstanding as of December 31, 2012, equates to the amount that would be paid by us or to us should those instruments be terminated. As of December 31, 2012, the fair value of these 28 interest rate derivative instruments in aggregate amounted to a liability of \$180.8 million. Twenty-seven of the 28 interest rate derivative instruments that were outstanding as at December 31, 2012, qualified for hedge accounting and the effective portion of the change in their fair value is recorded in "Comprehensive loss". The fair market value change of the interest rate derivative instruments during the year ended December 31, 2012 resulted in (i) a loss of \$8.5 million included in "Comprehensive loss" (in respect of the 27 interest rate swaps qualified for hedge accounting) and (ii) a loss of \$1.6 million included in "Gain / (loss) on derivative instruments" in the consolidated statement of income (in respect of the interest rate swap that did not qualify for hedge accounting).

#### ***Year Ended December 31, 2011 Compared to Year Ended December 31, 2010***

During the year ended December 31, 2011 and 2010, we had an average of 47.8 and 42.4 vessels, respectively, in our fleet. In the year ended December 31, 2011, we accepted delivery of ten secondhand vessels with an aggregate TEU capacity of 29,242, and we sold six vessels and the vessel *Rena* was determined to be a "CTL" for insurance purposes, with an aggregate TEU capacity of 13,836. In the year ended December 31, 2010, we acquired the vessel *Navarino* (ex. *Hyundai Navarino*) and the secondhand vessels *Karmen* and *Rena* with an aggregate TEU capacity of 15,233, and we sold four vessels with an aggregate TEU capacity of 10,766. In the years ended December 31, 2011 and 2010, our fleet ownership days totaled 17,437 and 15,488 days, respectively. Ownership days are the primary driver of voyage revenue and vessels operating expenses and represent the aggregate number of days in a period during which each vessel in our fleet is owned.



	<b>Year ended December 31,</b>		<b>Change</b>	<b>Percentage Change</b>
	<b>2010</b>	<b>2011</b>		
	(Expressed in millions of U.S. dollars, except percentages)			
Voyage revenue .....	\$ 353.2	\$ 382.2	\$29.0	8.2%
Voyage expenses .....	(2.1)	(4.2)	2.1	100.0%
Voyage expenses—related parties .....	(0.4)	(2.9)	2.5	625.0%
Vessels operating expenses .....	(102.8)	(110.4)	7.6	7.4%
Charter agreement early termination fee .....	(9.5)	—	(9.5)	(100.0%)
General and administrative expenses .....	(1.2)	(5.0)	3.8	316.7%
Management fees—related parties .....	(11.3)	(15.3)	4.0	35.4%
Amortization of dry-docking and special survey costs .....	(8.5)	(8.1)	(0.4)	(4.7%)
Depreciation .....	(70.9)	(78.8)	7.9	11.1%
Gain on sale/disposal of vessels .....	9.6	13.1	3.5	36.5%
Foreign exchange gains / (losses) .....	(0.3)	0.1	0.4	133.3%
Interest income .....	1.5	0.5	(1.0)	(66.7%)
Interest and finance costs .....	(71.9)	(75.4)	3.5	4.9%
Other .....	0.3	0.5	0.2	66.7%
Gain / (loss) on derivative instruments .....	(4.5)	(8.7)	\$ 4.2	93.3%
<b>Net Income</b> .....	<b>\$ 81.2</b>	<b>\$ 87.6</b>	<b>6.4</b>	<b>7.9%</b>

<b>Fleet operational data</b>	<b>Year ended December 31,</b>		<b>Change</b>	<b>Percentage Change</b>
	<b>2010</b>	<b>2011</b>		
Average number of vessels .....	42.4	47.8	5.4	12.7%
Ownership days .....	15,488	17,437	1,949	12.6%
Number of vessels under dry-docking .....	12	8	(4)	—

The Company reports its financial results in accordance with U.S. GAAP. However, management believes that certain non-GAAP financial measures used in managing the business may provide users of these financial measures additional meaningful comparisons between current results and results in prior operating periods. Management believes that these non-GAAP financial measures can provide additional meaningful reflection of underlying trends of the business because they provide a comparison of historical information that excludes certain items that impact the overall comparability. Management also uses these non-GAAP financial measures in making financial, operating and planning decisions and in evaluating the Company's performance. The table below sets out our Voyage revenue adjusted on a cash basis and the corresponding reconciliation to Voyage revenue for the twelve-month periods ended December 31, 2011 and December 31, 2010. Non-GAAP financial measures should be viewed in addition to, and not as an alternative for, the Company's reported results prepared in accordance with GAAP.

	<b>Year ended December 31,</b>		<b>Change</b>	<b>Percentage Change</b>
	<b>2010</b>	<b>2011</b>		
	(Expressed in millions of U.S. dollars, except percentages)			
Voyage revenue .....	\$353.2	\$382.2	\$29.0	8.2%
Accrued charter revenue <sup>(1)</sup> .....	(13.6)	30.3	43.9	(222.9%)
Voyage revenue adjusted on a cash basis <sup>(2)</sup> .....	339.6	412.5	72.9	21.5%

<sup>(1)</sup> Accrued charter revenue represents the difference between cash received during the period and revenue recognized on a straight-line basis.

<sup>(2)</sup> Voyage revenue adjusted on a cash basis represents Voyage revenue after adjusting for non-cash "Accrued charter revenue" deriving from escalating charter rates under which certain of our vessels operate. Voyage revenue adjusted on a cash basis is not a recognized measurement under U.S. GAAP. We believe that the presentation of Voyage revenue adjusted on a cash basis is useful to investors because it presents the charter revenue for the relevant period based on the then current daily charter rates. The increases or decreases in daily charter rates under our

charter party agreements are described in the notes to the table in “Item 4. Information on the Company—Business Overview—Our Fleet, Acquisitions and Newbuild Vessels”.

#### *Voyage Revenue*

Voyage revenue increased by 8.2%, or \$29.0 million, to \$382.2 million during the year ended December 31, 2011, from \$353.2 million during the year ended December 31, 2010. This increase was mainly due to increased average number of vessels in our fleet during the year ended December 31, 2011 compared to the year ended December 31, 2010. Voyage revenues adjusted on a cash basis, increased by 21.5%, or \$72.9 million, to \$412.5 million during the year ended December 31, 2011, from \$339.6 million during the year ended December 31, 2010. The increase is attributable to the increased ownership days of our fleet, as well as to the increased charter hire received in accordance with certain escalation clauses of our charters, during the year ended December 31, 2011 compared to the year ended December 31, 2010.

#### *Voyage Expenses*

Voyage expenses increased by 100.0%, or \$2.1 million, to \$4.2 million during the year ended December 31, 2011, from \$2.1 million during the year ended December 31, 2010. The increase was primarily attributable to (a) the off-hire expenses, mainly due to fuel consumption, of the eight out of ten container vessels which were delivered to us by their sellers in the year ended December 31, 2011 and the five out of seven vessels sold in year ended December 31, 2011, and (b) the third party commissions charged to us in the year ended December 31, 2011 compared to the year ended December 31, 2010.

#### *Voyage Expenses—Related Parties*

Voyage expenses—related parties in the amount of \$2.9 million during the year ended December 31, 2011 and in the amount of \$0.4 million during the year ended December 31, 2010 represent fees of 0.75% on voyage revenues charged to us by Costamare Shipping Company S.A. as provided under our Group Management Agreement signed on November 3, 2010.

#### *Vessels’ Operating Expenses*

Vessels’ operating expenses, which also include the realized gain (loss) under derivative contracts entered into in relation to foreign currency exposure, increased by 7.4%, or \$7.6 million, to \$110.4 million during the year ended December 31, 2011, from \$102.8 million during the year ended December 31, 2010. The increase is attributable to the increase of 12.6% of the ownership days of our fleet partly offset by more efficient logistics achieved in the year ended December 31, 2011 compared to the year ended December 31, 2010.

#### *General and Administrative Expenses*

General and administrative expenses increased by 316.7%, or \$3.8 million, to \$5.0 million during the year ended December 31, 2011, from \$1.2 million during the year ended December 31, 2010. The increase in the year ended December 31, 2011 was mainly attributable to increased public-company related expenses charged to us (i.e., legal, audit and Directors and Officers insurance) subsequent to the completion of our Initial Public Offering on November 4, 2010, compared to the year ended December 31, 2010. Furthermore, General and administrative expenses for the year ended December 31, 2011 include \$1.0 million compared to \$0.16 million for the year ended December 31, 2010, for the services of the Company’s officers in aggregate charged to us by Costamare Shipping Company S.A. as provided under our Group Management Agreement signed on November 3, 2010.

#### *Management Fees—Related Parties*

Management fees paid to our managers increased by 35.4%, or \$4.0 million, to \$15.3 million during the year ended December 31, 2011, from \$11.3 million during the year ended December 31, 2010. The increase was attributable to the daily management fee charged by our managers subsequent to the completion of our Initial Public Offering on November 4, 2010 and to the increased fleet ownership days for the year ended December 31, 2011, compared to the year ended December 31, 2010.

#### *Amortization of Dry-docking and Special Survey Costs*

Amortization of deferred dry-docking and special survey costs decreased by 4.7% or \$0.4 million, to \$8.1 million during the year ended December 31, 2011, from \$8.5 million during the year ended December 31, 2010. The decrease is mainly attributable to the amortization expense not charged relating to the vessels sold during the year as their unamortized dry-docking balance at the date they were sold, was written-off and was included in the sale result; partly offset by the amortization expense charged for the vessels that were dry-docked during the year. During the year ended December 31, 2011, eight vessels underwent special survey. During the year ended December 31, 2010, twelve vessels underwent special survey.

#### *Depreciation*

Depreciation expense increased by 11.1%, or \$7.9 million, to \$78.8 million during the year ended December 31, 2011, from \$70.9 million during the year ended December 31, 2010. The increase was primarily attributable to the depreciation expense charged for the two container vessels that were delivered to us in November 2010 and to the ten container vessels that were delivered to us during the year ended December 31, 2011.

#### *Gain on Sale/Disposal of Vessels*

During the year ended December 31, 2011, we recorded, on a net basis, a gain of \$13.1 million from the sale of six vessels and the “CTL” of the vessel *Rena*, which includes the effects of a provision recorded for potential costs associated with the grounding of the *Rena*. During the year ended December 31, 2010, we recorded a gain of \$9.6 million from the sale of four vessels.

#### *Charter Agreement Early Termination Fee*

The charter agreement early termination fee of \$9.5 million represents a one-time payment made to the charterer of *Navarino* in December 2010, compensating the charterer MSC for the early termination of the charter party agreement of *Navarino*. The vessel was redelivered to us by the charterer on January 28, 2011 and on January 30, 2011 she was delivered to charterers HMM for a daily charter rate of \$44,000, compared to a daily charter rate of \$22,000 under the MSC charter party agreement.

#### *Foreign Exchange Gains / (Losses)*

Foreign exchange gains/(losses) were gains of \$0.1 million during the year ended December 31, 2011, compared to losses of \$0.3 million during the year ended December 31, 2010, representing a change of \$0.4 million resulted from favorable currency exchange rate movements between the U.S. dollar and the Euro.

#### *Interest Income*

During the year ended December 31, 2011, interest income decreased by 66.7%, or \$1.0 million, to \$0.5 million, from \$1.5 million during the year ended December 31, 2010. The change in interest income was mainly due to the decreased interest rates on our cash deposits in interest bearing accounts during the year ended December 31, 2011 compared to the year ended December 31, 2010.

### *Interest and Finance Costs*

Interest and finance costs increased by 4.9%, or \$3.5 million, to \$75.4 million during the year ended December 31, 2011, from \$71.9 million during the year ended December 31, 2010. The increase is partly attributable to increased financing costs and commitment fees charged to us mainly in relation to new credit facilities we entered into with regards to our newbuilding program partly offset by the capitalized interest in relation with our newbuilding program.

### *Gain / (Loss) on Derivative Instruments*

The fair value of our 28 derivative instruments which were outstanding as of December 31, 2011 equates to the amount that would be paid by us or to us should those instruments be terminated. As of December 31, 2011, the fair value of these 28 interest rate swaps in aggregate amounted to a liability of \$170.7 million. Twenty-seven of the 28 interest rate derivative instruments that were outstanding as at December 31, 2011, qualified for hedge accounting and the effective portion in the change of their fair value is recorded in “Comprehensive loss”. The fair market value change of the interest rate derivative instruments during the year ended December 31, 2011 resulted in (i) a loss of \$55.5 million included in “Comprehensive loss” (in respect of the 27 interest rate swaps qualified for hedge accounting) and (ii) a loss of \$7.3 million included in “Gain / (loss) on derivative instruments” in the consolidated statement of income (in respect of the interest rate swap that did not qualify for hedge accounting).

## **B. Liquidity and Capital Resources**

In the past, our principal sources of funds have been operating cash flows and long-term bank borrowings. Our principal uses of funds have been capital expenditures to establish, grow and maintain our fleet, comply with international shipping standards, environmental laws and regulations, fund working capital requirements and pay dividends. In monitoring our working capital needs, we project our charter hire income and vessels’ maintenance and running expenses, as well as debt service obligations, and seek to maintain adequate cash reserves in order to address any budget overruns.

Our primary short-term liquidity need is to fund our vessel operating expenses. Our long-term liquidity needs primarily relate to additional vessel acquisitions in the containership sectors and debt repayment. We anticipate that our primary sources of funds will be cash from operations and undrawn borrowing capacity under our committed credit facilities, along with borrowings under new credit facilities that we intend to obtain from time to time in connection with vessel acquisitions. We believe that these sources of funds will be sufficient to meet our short-term and long-term liquidity needs, including our agreements, subject to certain conditions, to acquire newbuild vessels, although there can be no assurance that we will be able to obtain future debt financing on terms acceptable to us. In addition, we filed a shelf registration statement on Form F-3 with the SEC on January 30, 2012, which became effective on February 14, 2012. On March 27, 2012, the Company completed a follow-on public equity offering in which we issued 7,500,000 shares at a public offering price of \$14.10 per share. The net proceeds of this offering were \$100.6 million. On October 19, 2012, the Company completed a second follow-on public equity offering in which we issued 7,000,000 shares at a public offering price of \$14.00 per share. The net proceeds of this offering were \$93.5 million. We may use the Form F-3 registration statement to issue up to \$96.25 million in aggregate public offering price of additional common stock, preferred stock, debt securities, warrants, rights or units.

As at December 31, 2012, we had total cash liquidity of \$314.6 million, consisting of cash, cash equivalents and restricted cash.

As at December 31, 2012, we had an aggregate of \$1.56 billion of indebtedness outstanding under various credit agreements. As at the same date, we had \$532.7 million of available borrowing capacity under four facilities committed to finance part of the pre-delivery and delivery installments of the construction of our ten newbuild vessels on order. See “—Credit Facilities”. As at February 22, 2013, we had \$525.1 million of available borrowing capacity under four facilities committed to finance part of the pre-delivery and delivery installments of the construction of our ten newbuild

vessels on order. Furthermore, as of February 22, 2013, the vessels shown in the table below were free of debt.

### Unencumbered Vessels in the water as of February 22, 2013

<u>Vessel Name</u>	<u>Year Built</u>	<u>TEU Capacity</u>
NAVARINO .....	2010	8,531
VENETIKO (ex. ACE IRELAND) .....	2003	5,928
MSC KYOTO .....	1981	3,876
AKRITAS .....	1987	3,152
MSC CHALLENGER .....	1986	2,633
MESSINI .....	1997	2,458

We paid our first cash dividend since becoming a public company in November 2010 on February 4, 2011 in an amount of \$0.25 per share. We have subsequently paid dividends of \$0.25 per share on May 12, 2011, \$0.25 per share on August 9, 2011, \$0.27 per share on November 7, 2011, \$0.27 per share on February 8, 2012, \$0.27 per share on May 9, 2012, \$0.27 per share on August 7, 2012, \$0.27 per share on November 6, 2012 and \$0.27 per share on February 13, 2013. See “Item 8. Financial Information—A. Consolidated Statements and Other Financial Information—Dividend Policy”. In 2010, we did not declare any dividends. In 2009, we declared dividends from our retained earnings to our existing stockholders of \$40.2 million, of which \$30.2 million were paid in 2009 and \$10.0 million were paid on January 14, 2010. In 2008, we declared and paid dividends from our retained earnings to our existing stockholders of \$10.8 million.

Furthermore, in 2008, in relation to our reorganization process we paid out distributions to our existing stockholders of \$400.0 million (\$269.0 million of which was paid in 2008 and \$131.0 million in 2009). The \$400.0 million in distributions were paid pursuant to the MSA in connection with the sale by the Konstantakopoulos family of the shares or assets of 53 ship-owning companies to the Company or newly formed subsidiaries of the Company. No distributions were paid in the year ended December 31, 2010, 2011 or 2012.

The dividends and distributions paid during the years ended December 31, 2008, 2009, 2010, 2011 and 2012, were funded in part by borrowings and in part by cash from operations. On a cumulative basis for the entire period, cash flow from operating activities exceeded the aggregate amount of dividends and distributions.

### Working Capital Position

We have historically financed our capital requirements with cash flow from operations, equity contributions from stockholders and long-term bank debt. Our main uses of funds have been capital expenditures for the acquisition of new vessels, expenditures incurred in connection with ensuring that our vessels comply with international and regulatory standards, repayments of bank loans and payments of dividends. We will require capital to fund ongoing operations, the construction of our new vessels, the acquisition cost of any secondhand vessels we agree to acquire in the future and debt service. Working capital, which is current assets minus current liabilities, including the current portion of long-term debt, was positive \$50.5 million at December 31, 2012 and negative \$87.7 million at December 31, 2011.

We anticipate that internally generated cash flow will be sufficient to fund the operations of our fleet, including our working capital requirements. As of February 22, 2013, we have up to \$525.1 million available under four credit facilities to finance part of the pre-delivery and delivery installments of the construction of our ten newbuild vessels on order. See “—Credit Facilities”.

## Cash Flows

Years ended December 31, 2010, 2011 and 2012

	Year ended December 31,		
	2010	2011	2012
	(Expressed in millions of U.S. dollars)		
<b>Condensed cash flows</b>			
Net Cash Provided by Operating Activities.....	\$128.0	\$ 195.2	\$ 168.1
Net Cash Used in Investing Activities.....	(23.9)	(283.8)	(236.5)
Net Cash Provided by Financing Activities.....	43.4	26.8	237.7

### **Net Cash Provided by Operating Activities**

Net cash flows provided by operating activities for the year ended December 31, 2012 decreased by \$27.1 million to \$168.1 million, compared to \$195.2 million for the year ended December 31, 2011. The decrease was primarily attributable to (a) the decreased cash from operations of \$20.1 million deriving from escalating charter rates, (b) the increased dry-docking payments of \$5.0 million and (c) increased payments for interest (including swap payments) of \$3.5 million; partly offset by favorable change in working capital position, excluding the current portion of long-term debt and the accrued charter revenue (representing the difference between cash received in that period and revenue recognized on a straight-line basis) of \$1.1 million.

Net cash flows provided by operating activities for the year ended December 31, 2011 increased by \$67.2 million to \$195.2 million, compared to \$128.0 million for the year ended December 31, 2010. The increase was primarily attributable to (a) increased cash from operations of \$72.9 million deriving from increased ownership days, escalating charter rates and the cash contributed by the additional twelve vessels we acquired since November 2010, (b) favorable change in working capital position, excluding the current portion of long-term debt and the accrued charter revenue (representing the difference between cash received in that period and revenue recognized on a straight-line basis) of \$3.7 million and (c) decreased dry-docking payments of \$6.6 million.

### **Net Cash Used in Investing Activities**

Net cash used in investing activities was \$236.5 million in the year ended December 31, 2012, which consisted of (a) \$191.2 million advance payments for the construction and purchase of ten newbuild vessels, (b) \$74.1 million in payments for the acquisition of five secondhand vessels and (c) \$28.7 million we received from the sale of four vessels including the advance payment we received from the sale of one vessel for scrap which was delivered to her scrap buyers in January 2013.

Net cash used in investing activities was \$283.8 million in the year ended December 31, 2011, which consisted of (a) \$148.4 million advance payments and other capitalized costs for the construction and purchase of ten newbuild vessels, (b) \$190.2 million in payments for the acquisition of ten secondhand vessels, (c) \$48.7 million net proceeds we received for the sale of six vessels and the “CTL” of the vessel *Rena* and (d) \$6.1 million we received from the sale of governmental bonds.

Net cash used in investing activities was \$23.9 million in the year ended December 31, 2010, which consisted of (a) \$28.3 million in payments to the shipyard for the construction cost of *Navarino*, (b) \$22.5 million in payments for the acquisition of two vessels, (c) \$3.8 million advance payments for the acquisition of four vessels, (d) \$22.7 million we received from the sale of four vessels and (e) \$8.0 million we received from the sale of government securities.

### **Net Cash Provided by Financing Activities**

Net cash provided by financing activities was \$237.7 million in the year ended December 31, 2012, which mainly consisted of (a) \$170.2 million of indebtedness that we repaid, (b) \$288.6 million we drew down from six of our credit facilities, (c) \$73.1 million we paid for dividends to our stockholders for the fourth quarter of the year ended December 31, 2011, first quarter of the year 2012, the second quarter of the year 2012 and the third quarter of the year 2012 and (d) \$194.1

million net proceeds we received from our two follow-on offerings in March 2012 and October 2012, net of underwriting discounts and expenses incurred in the offerings.

Net cash provided by financing activities was \$26.8 million in the year ended December 31, 2011, which mainly consisted of (a) \$124.6 million of indebtedness that we repaid, (b) \$226.3 million we drew down from five of our credit facilities and (c) \$61.5 million we paid for dividends to our stockholders for the fourth quarter of the year 2010, the first quarter of the year 2011, the second quarter of the year 2011 and the third quarter of the year 2011.

Net cash provided by financing activities was \$43.4 million in the year ended December 31, 2010, which mainly consisted of (a) \$93.9 million of indebtedness that we repaid, (b) \$10.0 million we paid for dividends to our stockholders and (c) \$145.5 million net proceeds we received from our Initial Public Offering in November 2010.

## Credit Facilities

We operate in a capital-intensive industry, which requires significant amounts of investment, and we fund a portion of this investment through long-term bank debt. We, either as guarantor or direct borrower, and certain of our subsidiaries as borrowers or guarantors, have entered into a number of credit facilities in order to finance the acquisition of the vessels owned by our subsidiaries and for general corporate purposes. The obligations under our credit facilities are secured by, among other things, first priority mortgages over the vessels owned by the respective borrower subsidiaries, charter assignments, first priority assignments of all insurances and earnings of the mortgaged vessels and guarantees by Costamare Inc.

The following summarizes certain terms of our existing credit facilities discussed below as at December 31, 2012:

<b>Lender</b>	<b>Outstanding Principal Amount</b>	<b>Available Borrowing Capacity</b>	<b>Interest Rate<sup>(1)</sup></b>	<b>Maturity</b>	<b>Repayment profile</b>
	(in thousands)				
CEXIM - DnB . . . . .	32,199	171,144	LIBOR + Margin <sup>(2)</sup>	2021 <sup>(3)</sup>	Straight-line amortization with balloon
DnB - ING . . . . .	61,120 <sup>(7)</sup>	168,080 <sup>(7)</sup>	LIBOR + Margin <sup>(2)</sup>	2020	Straight-line amortization with balloon
DnB - MEGA . . . . .	45,840	106,960	LIBOR + Margin <sup>(2)</sup>	2020	Straight-line amortization with balloon
ING . . . . .	53,480	86,520	LIBOR + Margin <sup>(2)</sup>	2020	Straight-line amortization with balloon
RBS . . . . .	103,986	0	LIBOR + Margin <sup>(2)</sup>	2020 <sup>(4)</sup>	Straight-line amortization with balloon <sup>(4)</sup>
Bank Syndicate <sup>(5)</sup> . . . . .	767,164	0	LIBOR + Margin <sup>(2)</sup>	2018	Straight-line amortization with balloon
Credit Agricole <sup>(6)</sup> . . . . .	109,500	0	LIBOR + Margin <sup>(2)</sup>	2018	Straight-line amortization with balloon
Unicredit . . . . .	114,350	0	LIBOR + Margin <sup>(2)</sup>	2018	Variable installments with balloon
HSBC . . . . .	54,750	0	LIBOR + Margin <sup>(2)</sup>	2018	Variable installments with balloon
Credit Agricole . . . . .	60,000	0	LIBOR + Margin <sup>(2)</sup>	2018	Straight-line amortization with balloon
RBS . . . . .	57,500	0	LIBOR + Margin <sup>(2)</sup>	2018	Straight-line amortization with balloon
Alpha . . . . .	102,000	0	LIBOR + Margin <sup>(2)</sup>	2017	Variable installments with balloon

<sup>(1)</sup> The interest rates of long-term debt at December 31, 2012 ranged from 2.711% to 6.750%, and the weighted average interest rate as at December 31, 2012 was 4.376%.

<sup>(2)</sup> The interest rate margin at December 31, 2012 ranged from 0.700% to 3.100%, and the weighted average interest rate margin as at December 31, 2012, was 1.398%.

- (3) Maturity under this facility assumes exercise of the lenders early repayment option. Should this option not be exercised, the maturity will be 2024.
- (4) The year 2020 represents the latest possible maturity under the facility, under the *MSC Ulsan* tranche.
- (5) Bank Syndicate: Commerzbank AG, Unicredit Bank AG, Credit Suisse, HSH Nordbank AG and BNP—Paribas S.A. (ex. Fortis Bank S.A./N.V.).
- (6) On December 12, 2012, the loan agreement with Emporiki Bank was transferred and assigned to Credit Agricole Corporate and Investment Bank (ex. Calyon) (“Credit Agricole”).
- (7) On January 25, 2013, we drew \$7.64 million for the financing of the third pre-delivery installment of our new build with hull no. S4024.

The principal financial and other covenants and events of default under each credit facility are also discussed below.

### ***CEXIM-Adele***

On January 14, 2011, our subsidiaries, Adele Shipping Co., Bastian Shipping Co., and Cadence Shipping Co., as borrowers, entered into a ten-year loan, which also provides for a Lenders’ early repayment option in year seven, for up to \$203.3 million, with The Export-Import Bank of China, DnB NOR Bank ASA, and China Everbright Bank, which we refer to in this section as the “CEXIM—Adele credit facility”. The purpose of this facility was to finance part of the acquisition and construction cost of Hulls H1068A, H1069A, and H1070A, and the facility is divided into three tranches, one for each newbuild vessel.

The interest rate under the CEXIM—Adele credit facility is LIBOR plus an agreed margin. The credit facility provides that the borrowers must repay the loan by forty consecutive quarterly installments, the first thirty-nine (1-39) in the amount of \$1.4 million per tranche each, commencing at the time of delivery of Hulls H1068A, H1069A and H1070A, and the amount of the fortieth installment shall be \$12.7 million per tranche.

The obligations under the CEXIM—Adele credit facility are guaranteed by Costamare Inc. and are secured by assignment of refund guarantees and shipbuilding contracts, a first priority mortgage over the vessels upon delivery, charter assignments, account assignments, master agreement assignment and general assignments of earnings, insurances and requisition compensation.

As of February 22, 2013, there was \$32.2 million outstanding under the CEXIM-Adele credit facility, and, as of the same date there was \$171.1 million of undrawn available credit.

### ***DnB-Quentin***

On August 16, 2011, our subsidiaries, Quentin Shipping Co., Undine Shipping Co., and Sander Shipping Co., as borrowers, entered into a seven-year loan for up to \$229.2 million, with DnB NOR Bank ASA, ING Bank, ABN Amro Bank and Bank of America N.A., which we refer to in this section as the “DnB—Quentin credit facility”. The purpose of this facility was to finance part of the acquisition and construction cost of Hulls S4020, S4022 and S4024, and the facility is divided into three tranches, one for each newbuild vessel.

The interest rate under the DnB—Quentin credit facility is LIBOR plus an agreed margin. The credit facility provides that the borrowers must repay the loan by twenty-eight consecutive quarterly installments, the first twenty-seven (1-27) in the amount of \$1.3 million per tranche each, commencing at the time of delivery of Hulls S4020, S4022 and S4024, and the amount of the twenty-eighth installment shall be \$42.0 million per tranche.

The obligations under the DnB—Quentin credit facility are guaranteed by Costamare Inc. and are secured by assignment of refund guarantees and shipbuilding contracts, a first priority mortgage over the vessels upon delivery, charter assignments, account assignments, master agreement assignment and general assignments of earnings, insurances and requisition compensation.



As of February 22, 2013, there was \$68.8 million outstanding under the DnB—Quentin credit facility, and, as of the same date there was \$160.4 million of undrawn available credit.

### ***DnB-Raymond***

On October 12, 2011, our subsidiaries, Raymond Shipping Co. and Terance Shipping Co., as borrowers, entered into a seven-year loan for up to \$152.8 million, with DnB NOR Bank ASA, Mega International Commercial Bank Co., Ltd., Cathay United Bank, Chinatrust Commercial Bank, Hua Nan Commercial Bank, Ltd. and Land Bank of Taiwan, which we refer to in this section as the “DnB—Raymond credit facility”. The purpose of this facility was to finance part of the acquisition and construction cost of Hulls S4021 and S4023, and the facility is divided into two tranches, one for each newbuild vessel.

The interest rate under the DnB—Raymond credit facility is LIBOR plus an agreed margin. The credit facility provides that the borrowers must repay the loan by twenty-eight consecutive quarterly installments, the first twenty-seven (1-27) in the amount of \$1.4 million per tranche each, commencing at the time of delivery of Hulls S4021 and S4023, and the amount of the twenty-eighth installment shall be \$39.6 million per tranche.

The obligations under the DnB—Raymond credit facility are guaranteed by Costamare Inc. and are secured by assignment of refund guarantees and shipbuilding contracts, a first priority mortgage over the vessels upon delivery, charter assignments, account assignments, master agreement assignment and general assignments of earnings, insurances and requisition compensation.

As of February 22, 2013, there was \$45.8 million outstanding under the DnB-Raymond credit facility, and, as of the same date there was \$107.0 million of undrawn available credit.

### ***ING***

On April 7, 2011, Costamare Inc., as borrower, entered into an eight-year loan, for up to \$140.0 million, with ING Bank N.V., London Branch, which we refer to in this section as the “ING credit facility”. The purpose of this facility was to finance part of the acquisition and construction cost of Hulls S4010 and S4011, and the facility is divided into two tranches, one for each newbuild vessel.

The interest rate under the ING credit facility is LIBOR plus an agreed margin. The credit facility provides that the borrower must repay the loan by 16 consecutive semiannual installments, the first fifteen (1-15) in the amount of 1/30 of the loan outstanding, commencing at the time of delivery of Hulls S4010 and S4011, and the amount of the sixteenth and final installment shall be equal to 15/30 of the loan outstanding at the time of delivery of Hulls S4010 and S4011.

The obligations under the ING credit facility are guaranteed by Jodie Shipping Co. and Kayley Shipping Co. Our obligations under the ING credit facility are secured by assignment of refund guarantees and shipbuilding contracts, a first priority mortgage over the vessels upon delivery, charter assignments, account assignments, master agreement assignment and general assignments of earnings, insurances and requisition compensation.

On February 22, 2013, there was \$53.5 million outstanding under the ING credit facility, and, as of same date, there was \$86.5 million of undrawn available credit.

### ***RBS***

On November 19, 2010, Costamare Inc., as borrower, entered into a \$120.0 million term loan facility with The Royal Bank of Scotland plc (the “RBS credit facility”), which was available for drawing for up to 18 months. The loan tranches have maturities ranging from three to seven years.

We have used the RBS credit facility to finance part of the acquisition cost of five secondhand vessels, the *MSC Methoni*, the *MSC Romanos*, the *MSC Ulsan*, the *Koroni* and the *Kyparissia*.

The interest rate under the RBS facility is LIBOR plus an agreed margin. The RBS facility provides for different repayment of each of the five tranches.

The *MSC Methoni* tranche will be repaid by thirty two consecutive quarterly payments, the first thirty one (1-31) in the amount of \$1.05 million and a final installment in the amount of \$1.05 million, together with a balloon payment in the amount of \$8.4 million.

The *MSC Romanos* tranche will be repaid by thirty two consecutive quarterly payments, the first thirty one (1-31) in the amount of \$0.96 million and a final installment in the amount of \$0.96 million, together with a balloon payment in the amount of \$7.7 million.

The *MSC Ulsan* tranche will be repaid by thirty two consecutive quarterly payments, the first thirty one (1-31) in the amount of \$0.53 million and a final installment in the amount of \$0.53 million, together with a balloon payment in the amount of \$4.2 million.

The *Koroni* and *Kyparissia* tranches will each be repaid by twelve consecutive quarterly payments, the first eleven (1-11) in the amount of \$0.47 million per tranche and a final installment in the amount of \$0.47 million, together with a balloon payment in the amount of \$1.9 million per tranche.

The obligations under the RBS credit facility are guaranteed by the various owners of the mortgaged vessels. Our obligations under the RBS credit facility is secured by mortgages over each financed vessel, account charges, charter assignments, swap assignment and general assignments of earnings, insurances and requisition compensation.

As of February 22, 2013, there was \$101.4 million outstanding under the RBS credit facility, and, as of the same date there was no undrawn available credit.

### ***Costamare***

On July 22, 2008, Costamare Inc., as borrower, entered into a ten-year, \$1.0 billion credit facility comprised of a \$700.0 million term loan facility and a \$300.0 million revolving credit facility, which we refer to in this section as the “Costamare credit facility”. The purpose of the revolving credit facility was to finance part of the acquisition costs of vessels to be acquired or part of the market value of vessels owned by our subsidiaries. The purpose of the term loan facility was to finance general corporate and working capital purposes. On June 22, 2010, we entered into the second supplemental agreement with the lenders, which modified certain covenants (as detailed below), on September 6, 2011, we entered into a third supplemental agreement documenting the amalgamation of the Costamare credit facility’s compounds and the fixing of the remaining installment payments, and on December 17, 2012, we entered into a fourth supplemental agreement which released two of our subsidiary guarantors and the mortgages over their vessels, and replaced them with mortgages over two other vessels.

The interest rate under the Costamare credit facility is LIBOR plus an agreed margin. The Costamare credit facility provides for repayment by forty consecutive quarterly installments, the first four (1-4) in the amount of \$6.5 million and the next eight (5-12) in the amount of \$9.0 million. The final twenty-eight (13-40) installments, and the balloon installment repayable together with the fortieth (40th) installment, are to be calculated by using a formula that takes into account the then outstanding amount of this facility and the TEU weighted age of the mortgaged vessels. Following the date of payment of the twelfth installment on June 30, 2011, the term loan facility and the revolving credit facility were combined, the final twenty-eight (13-40) installments were fixed in the amount of \$22.5 million each, and the balloon installment was fixed in the amount of \$272.8 million.

The obligations under the Costamare credit facility are guaranteed by the various owners of the mortgaged vessels. Our obligations under this credit facility are secured by mortgages over the vessels owned by our subsidiaries, who are the guarantors, and general assignments of earnings, insurances and requisition compensation, account pledges, charter assignments and a master agreement assignment.

As of February 22, 2013, there was \$767.2 million outstanding under the Costamare credit facility, and, as of same date, there was no undrawn available credit.

### ***Credit Agricole-Costis (ex. Emporiki-Costis)***

On May 12, 2008, our subsidiaries, Christos Maritime Corporation and Costis Maritime Corporation, as joint and several borrowers, entered into a ten-year, \$150.0 million credit facility with Emporiki Bank of Greece S.A., which we refer to in this section as the “Credit Agricole-Costis credit facility”. The loan is divided into two tranches: a Tranche A loan in the amount of \$75.0 million to Christos Maritime Corporation, and a Tranche B loan in the amount of \$75.0 million to Costis Maritime Corporation. The purpose of this facility was to finance part of the market value of two vessels, the *Sealand Washington* and the *Sealand New York*.

The interest rate under the Credit Agricole-Costis credit facility is LIBOR plus an agreed margin. The Credit Agricole-Costis credit facility provides that our subsidiaries, jointly and severally, repay the loan by twenty consecutive semi-annual payments, the first nineteen (1-19) in the amount of \$2.25 million for each tranche, and a final twentieth installment in the amount of \$2.25 million, together with a balloon payment in the amount of \$30.0 million for each tranche.

The obligations under the Credit Agricole-Costis credit facility are guaranteed by Costamare Inc. and are secured by first priority mortgages over the vessels *Sealand Washington* and *Sealand New York*, account pledges, general assignments of earnings, insurances and requisition compensation, and charter assignments.

On December 12, 2012, the loan agreement was assigned and transferred from Emporiki Bank of Greece S.A. to Credit Agricole.

As of February 22, 2013, there was \$109.5 million outstanding under the Credit Agricole-Costis credit facility, and, as of same date, there was no undrawn available credit.

### ***Unicredit***

On October 6, 2011, Costamare Inc., as borrower, entered into a \$120.0 million loan facility with Unicredit Bank AG, which we refer to in this section as the Unicredit credit facility. The purpose of the facility is to partly finance the aggregate market values of eleven of our existing containerships. Furthermore, on June 29, 2012, the Company entered into a supplemental agreement for a further amount of \$11.3 million to finance the acquisition of the vessel the *Stadt Luebeck*.

The interest rate under the Unicredit credit facility is LIBOR plus an agreed margin. After the acquisition of the vessel *Stadt Luebeck*, the repayment schedule was changed so that starting from September 30, 2012 the loan will be repaid by twenty-six consecutive quarterly payments, the first six (1-6) in the amount of \$1.5 million, the next seven (7-13) in the amount of \$4.0 million, the next twelve (14-25) in the amount of 2.5 million, and a final twenty-sixth installment in the amount of \$2.5 million, together with a balloon payment in the amount of \$47.85 million.

Our obligations under the Unicredit credit facility are secured by guarantees of the various owners of the mortgaged vessels, mortgages over each financed vessel, account charges, charter assignments, swap assignment and general assignments of earnings, insurances and requisition compensation.

As of February 22, 2013, there was \$114.35 million outstanding under the Unicredit credit facility, and, as of the same date there was no undrawn available credit.

### ***HSBC-Mas***

On January 30, 2008, our subsidiary, Mas Shipping Co., as borrower, entered into a ten-year, \$75.0 million credit facility with HSBC Bank, which we refer to in this section as the “HSBC-Mas credit facility”. The purpose of this facility was to finance part of the purchase price of a vessel, the *Maersk Kokura*.

The interest rate under the HSBC-Mas credit facility is LIBOR plus an agreed margin. The repayment terms provide for Mas Shipping Co. to pay HSBC by twenty consecutive semi-annual installments, the first two (1-2) in the amount of \$1.0 million, the following two (3-4) in the amount of \$1.5 million, the following two (5-6) each in the amount of \$2.0 million, the following four (7-10) in the amount of \$3.75 million, the following two (11-12) in the amount of \$4.0 million, and the

following eight (13-20) in the amount of \$4.13 million, plus a balloon payment payable together with the twentieth installment in the amount of \$10.0 million.

The obligations under the HSBC-Mas credit facility are guaranteed by Costamare Inc. and are secured by a first priority mortgage over the vessel, *Maersk Kokura*, an account pledge, a general assignment of earnings, insurances, requisition compensation and charter rights.

As of February 22, 2013, there was \$51.0 million outstanding under the HSBC-Mas credit facility, and, as of same date, there was no undrawn available credit.

### ***Credit Agricole-Capetanissa***

On June 29, 2006, our subsidiary, Capetanissa Maritime Corporation, as borrower, entered into a twelve-year, \$90.0 million credit facility with Credit Agricole, which we refer to in this section as the “Credit Agricole-Capetanissa credit facility”. The purpose of this facility was to finance part of the acquisition and collateral cost of a vessel, the *Cosco Beijing*.

The interest rate under the Credit Agricole-Capetanissa credit facility is LIBOR plus an agreed margin. The Credit Agricole-Capetanissa credit facility provides that Capetanissa Maritime Corporation must repay the loan by twenty-four consecutive semi-annual installments in the amount of \$2.5 million, plus a balloon payment payable together with the twenty-fourth installment in the amount of \$30.0 million.

The obligations under the Credit Agricole-Capetanissa credit facility are guaranteed by Costamare Inc. and are secured by a first priority mortgage over the vessel, *Cosco Beijing*, an account pledge, and a general assignment of earnings, insurances, requisition compensation and charter rights.

As of February 22, 2013, there was \$57.5 million outstanding under the Credit Agricole-Capetanissa credit facility, and, as of same date, there was no undrawn available credit.

### ***RBS-Rena***

On February 17, 2006, our subsidiary, Rena Maritime Corporation, as borrower, entered into a twelve-year, \$90.0 million credit facility with The Royal Bank of Scotland plc, which we refer to in this section as the “RBS-Rena credit facility”. The purpose of this facility was to finance part of the purchase price of a vessel, the *Cosco Guangzhou*, at a contract price of \$90.8 million.

The interest rate under the RBS-Rena credit facility is LIBOR plus an agreed margin. The RBS-Rena credit facility provides for twenty-four semi-annual installments in the amount of \$2.5 million each, plus a balloon payment of \$30.0 million together with the twenty-fourth installment.

The obligations under the RBS-Rena credit facility are guaranteed by Costamare Inc. and are secured by a first priority mortgage over the vessel *Cosco Guangzhou*, an account charge and a general assignment of our earnings, insurances and requisition compensation of the vessel.

As of February 22, 2013, there was \$55.0 million outstanding under the RBS-Rena credit facility, and, as of same date, there was no undrawn available credit.

### ***Alpha-Montes***

On December 7, 2007, our subsidiaries, Montes Shipping Co. and Kelsen Shipping Co., as joint and several borrowers, entered into a ten-year, \$150.0 million credit facility with Alpha Bank A.E., which we refer to in this section as the “Alpha-Montes credit facility”. The loan is divided into two tranches: Tranche A in the amount of \$75.0 million to Montes Shipping Co. and Tranche B in the amount of \$75.0 million to Kelsen Shipping Co. The purpose of this facility was to finance part of the acquisition costs of two vessels, the *Maersk Kawasaki* and the *Maersk Kure*.

The interest rate under the Alpha-Montes credit facility is LIBOR plus an agreed margin. The Alpha-Montes credit facility provides that our subsidiaries must repay the loan, jointly and severally, by twenty consecutive semi-annual payments, the first six (1-6) in the amount of \$4.0 million each,

the next fourteen (7-20) in the amount of \$6.0 million each, plus a balloon payment payable together with the twentieth installment in the amount of \$42.0 million.

The obligations under the Alpha-Montes credit facility are guaranteed by Costamare Inc. and are secured by first priority mortgages over the vessels, the *Maersk Kawasaki* and the *Maersk Kure*, general assignments of earnings, insurances, requisition compensation and charter assignments.

As of February 22, 2013, there was \$102.0 million outstanding under Tranche A and Tranche B in aggregate, of the Alpha-Montes credit facility, and, as of same date, there was no undrawn available credit.

#### ***Credit Agricole-Bullow***

On February 17, 2005, our subsidiary, Bullow Investments Inc., as borrower, entered into an eight-year, \$31.0 million credit facility with Credit Agricole, which we refer to in this section as the “Credit Agricole-Bullow credit facility”. The purpose of this facility was to finance part of the acquisition cost of a previously acquired vessel, the *MSC Mykonos*. The obligations under the Credit Agricole-Bullow credit facility were guaranteed by Costamare Inc. and were secured by a first priority mortgage over the vessel, *MSC Mykonos*, an account pledge and a general assignment of earnings, insurances and requisition compensation.

On November 16, 2012, we repaid the remaining \$1.0 million balance of the loan.

#### ***Credit Agricole-Marathos***

On June 29, 2006, our subsidiary, Marathos Shipping Inc., as borrower, entered into a seven-year, \$24.8 million credit facility with Credit Agricole, which we refer to in this section as the “Credit Agricole-Marathos credit facility”. The purpose of this facility was to finance part of the acquisition and collateral cost of a vessel, the *MSC Mandraki*. The obligations under the Credit Agricole-Marathos credit facility were guaranteed by Costamare Inc. and were secured by a first priority mortgage over the vessel, *MSC Mandraki*, an account pledge, a general assignment of earnings, insurances, requisition compensation and charter rights.

On November 16, 2012, we repaid the remaining \$1.9 million balance of the loan.

#### ***National Bank-Venor***

On December 11, 2009, our subsidiaries, Merin Shipping Co., Lytton Shipping Co., Volk Shipping Co. and Venor Shipping Co., as joint and several borrowers, entered into a three-year, \$30.0 million credit facility with the National Bank of Greece, which we refer to in this section as the “National Bank-Venor credit facility”. The purpose of this facility was to finance the acquisition cost of the vessels *Gather*, *Garden*, *Genius I* and *Gifted*.

On December 16, 2011, we repaid \$2.92 million representing the loan outstanding on the vessel *Garden*, which was sold for scrap, on March 9, 2012, we repaid \$3.48 million, following the sale of *Gather*, and on May 9, 2012, we repaid the remaining balance of the loan, amounting to \$6.96 million, following the sale of *Gifted* and *Genius I*.

#### ***Covenants and Events of Default***

The credit facilities impose certain operating and financial restrictions on us. These restrictions in our existing credit facilities generally limit Costamare Inc. and our subsidiaries’ ability to, among other things:

- pay dividends if an event of default has occurred and is continuing or would occur as a result of the payment of such dividends;
- purchase or otherwise acquire for value any shares of the subsidiaries’ capital;
- make or repay loans or advances, other than repayment of the credit facilities;
- make investments in other persons;

- sell or transfer significant assets, including any vessel or vessels mortgaged under the credit facilities, to any person, including Costamare Inc. and our subsidiaries;
- create liens on assets; or
- allow the Konstantakopoulos family's direct or indirect holding in Costamare Inc. to fall below 40% of the total issued share capital.

Our existing credit facilities also require Costamare Inc. and certain of our subsidiaries to maintain the aggregate of (a) the market value, primarily on an inclusive charter basis, of the mortgaged vessel or vessels and (b) the market value of any additional security provided to the lenders, above a percentage ranging between 100% to 125% of the then outstanding amount of the credit facility and any related swap exposure.

The minimum value covenant must be determined at the expense of the borrower at any such time as the lenders may request.

Costamare Inc. is required to maintain compliance with the following financial covenants:

- the ratio of our total liabilities (after deducting all cash and cash equivalents) to market value adjusted total assets (after deducting all cash and cash equivalents) may not exceed 0.75:1;
- the ratio of EBITDA over net interest expense must be equal to or higher than 2.5:1;
- the aggregate amount of all cash and cash equivalents may not be less than the greater of (i) \$30 million or (ii) 3% of the total debt; *provided, however*, that under two of our credit facilities, a minimum cash amount equal to 3% of the loan outstanding must be maintained in accounts with the lender; and
- the market value adjusted net worth must at all times exceed \$500 million.

Our credit facilities contain customary events of default, including nonpayment of principal or interest, breach of covenants or material inaccuracy of representations, default under other indebtedness in excess of a threshold and bankruptcy.

The Company is not in default under any of its credit facilities.

## **Quantitative and Qualitative Disclosures About Market Risk**

### *Interest Rate Risk*

The shipping industry is a capital intensive industry, requiring significant amounts of investment. Much of this investment is provided in the form of long-term debt. Our debt usually contains interest rates that fluctuate with the financial markets. Increasing interest rates could adversely impact future earnings.

Our interest expense is affected by changes in the general level of interest rates, particularly LIBOR. As an indication of the extent of our sensitivity to interest rate changes, an increase of 100 basis points would have decreased our net income and cash flows during the year ended December 31, 2012 by approximately \$3.2 million based upon our debt level during 2012.

For more information on our interest rate risk see "Item 11. Quantitative and Qualitative Disclosures About Market Risk—A. Quantitative Information About Market Risk—Interest Rate Risk".

### *Interest Rate Swaps*

We have entered into interest rate swap agreements converting floating interest rate exposure into fixed interest rates in order to economically hedge our exposure to fluctuations in prevailing market interest rates. For more information on our interest rate swap agreements, refer to Notes 2 and 15 to our financial statements included at the end of this annual report.

### ***Foreign Currency Exchange Risk***

We generate all of our revenue in U.S. dollars, but a substantial portion of our vessel operating expenses, primarily crew wages, are in currencies other than U.S. dollars (mainly in Euro), and any gain or loss we incur as a result of the U.S. dollar fluctuating in value against those currencies is included in vessel operating expenses. As of December 31, 2012, approximately 34% of our outstanding accounts payable were denominated in currencies other than the U.S. dollar (mainly in Euro). We hold cash and cash equivalents mainly in U.S. dollars.

As of December 31, 2012, the Company was engaged in 2 Euro/U.S. dollar contracts totaling \$5.0 million at an average forward rate of Euro/U.S. dollar 1.280 expiring in monthly intervals up to February 2013.

As of December 31, 2011, the Company was engaged in 16 Euro/U.S. dollar contracts totaling \$25.0 million at an average forward rate of Euro/U.S. dollar 1.3422 expiring in monthly intervals in 2012.

As of December 31, 2010, the Company was engaged in 16 Euro/U.S. dollar contracts totaling \$36.0 million at an average forward rate of Euro/U.S. dollar 1.3269 expiring in monthly intervals in 2011.

We recognize these financial instruments on our balance sheet at their fair value. These foreign currency forward contracts do not qualify as hedging instruments, and thus we recognize changes in their fair value in our earnings.

### **Capital Expenditures**

On September 21, 2010, we contracted for the construction and purchase of three newbuild vessels, which are scheduled to be delivered between December 2013 and February 2014. On January 28, 2011, we contracted for two additional newbuild vessels, which are scheduled to be delivered March 2013. On April 20, 2011, we contracted for the construction and purchase of five additional newbuild vessels, which are scheduled to be delivered within the second and third quarters of 2013. The total aggregate price for all ten newbuild vessels, of approximately 90,000 TEU capacity in aggregate, is \$953.7 million, payable in installments until delivery.

As of February 22, 2013, we had outstanding commitments relating to our contracted newbuild vessels aggregating \$619.9 million payable in installments until the vessels are delivered. In addition, dry-docking expenses totaled approximately \$11.2 million in 2012, excluding off-hire costs.

As of February 22, 2013, we had a total of undrawn credit lines of \$525.1 million and 6 ships free of debt.

### **Critical Accounting Policies**

The discussion and analysis of our financial condition and results of operations is based upon our consolidated financial statements, which have been prepared in accordance with U.S. GAAP. The preparation of those financial statements requires us to make estimates and judgments that affect the reported amounts of assets and liabilities, revenues and expenses and related disclosure at the date of our financial statements. Actual results may differ from these estimates under different assumptions and conditions. Critical accounting policies are those that reflect significant judgments of uncertainties and potentially result in materially different results under different assumptions and conditions. We have described below what we believe are our most critical accounting policies, because they generally involve a comparatively higher degree of judgment in their application. For a description of all our significant accounting policies, see Note 2 to our consolidated financial statements included elsewhere in this annual report.

### ***Vessel Impairment***

We evaluate the carrying amounts of our vessels to determine if events have occurred that would require modification to their carrying values or useful lives. In evaluating useful lives and carrying values of long-lived assets, we review certain indicators of potential impairment, such as

undiscounted projected operating cash flows, vessel sales and purchases, business plans and overall market conditions.

The economic and market conditions as at December 31, 2011 and 2012, including the significant disruptions in the global credit markets in the prior years, had broad effects on participants in a wide variety of industries. 2011 saw increasing charter rates and asset prices during the first six months of the year, along with further growth in vessel supply, followed by steep declines in both charter rates and vessel values during the latter half of the year, due to reduced transportation demand triggered by the unfolding sovereign debt crisis and overall financial volatility. Time charter rates and charter free vessel values continued to decline during 2012 as reduced demand for transportation services occurred during a time of increased supply of vessels, conditions that we consider to be indicators of possible impairment.

In developing estimates of future undiscounted cash flows, we make assumptions and estimates about the vessels' future performance, with the significant assumptions being related to time charter rates, vessels' operating expenses, vessels' capital expenditures, vessels' residual value, fleet utilization and the estimated remaining useful life of each vessel. The assumptions used to develop estimates of future undiscounted cash flows are based on historical trends as well as future expectations and taking into consideration growth rates.

We determine undiscounted projected net operating cash flows for each vessel and compare it to the vessel's carrying value. Consistent with prior years and to the extent impairment indicators were present, the projected net operating cash flows are determined by considering the charter revenues from existing time charters for the fixed fleet days and an estimated daily time charter rate for the unfixed days (based on the most recent ten year historical average rates, inflated annually by a 2.81% growth rate being the historical and forecasted average world GDP nominal growth rate) over the remaining estimated life of the vessel assumed to be 30 years from the delivery of the vessel from the shipyard, expected outflows for vessels' operating expenses assuming an annual inflation rate of 3.51% (in line with the average world Consumer Price Index forecasted), planned dry-docking and special survey expenditures, management fees expenditures which are adjusted every year, after December 31, 2012 as provided under the Group Management Agreement, by an inflation rate of 4.0% and fleet utilization of 99.2% (excluding the scheduled off-hire days for planned dry-dockings and special surveys which are determined separately ranging from 14 to 25 days depending on size and age of each vessel) based on historical experience. The salvage value used in the impairment test is estimated to be in the range from \$150 to \$250 per light weight ton in accordance with our vessels' depreciation policy.

Based on our analysis, the undiscounted projected net operating cash flows for each vessel were in excess compared to each vessel's carrying value, and accordingly, step two of the impairment analysis was not required and no impairment of vessels existed as of December 31, 2011 and 2012.

As noted above, we determine projected cash flows for unfixed days using an estimated daily time charter rate based on the most recent ten year historical average rates, inflated annually by a 2.81% growth rate. We consider this approach to be reasonable and appropriate. However, charter rates are subject to change based on a variety of factors that we cannot control and we note that charter rates over the last few years have been, on average, below their historical ten year average. If as at December 31, 2011 and 2012 we were to utilize an estimated daily time charter equivalent for our vessels' unfixed days based on the most recent five year, three year or one year historical average rates without adjusting for inflation (or another growth assumption), the results would be the following:

	December 31, 2011		December 31, 2012	
	No. of Vessels (*)	Amount (\$ US Million) (**)	No. of Vessels (*)	Amount (\$ US Million) (**)
5-year historical average rate.....	1	6	2	16
3-year historical average rate.....	6	29	3	27
1-year historical average rate.....	1	9	6	88

(\*) Number of vessels that their carrying value would not have been recovered.

(\*\*) Aggregate carrying value that would not have been recovered.



An internal analysis, which used a discounted cash flow model utilizing inputs and assumptions based on market observations as of December 31, 2012, suggests that 15 of our 47 vessels in the water may have current market values below their carrying values (seven of our 46 vessels in the water as at December 31, 2011). However, we believe that, with respect to these 15 vessels, all of which are currently under time charters, we will recover their carrying values through the end of their useful lives, based on their undiscounted cash flows. We currently do not expect to sell any of these vessels, or otherwise dispose of them, significantly before the end of their estimated useful life.

Although we believe that the assumptions used to evaluate potential impairment are reasonable and appropriate, such assumptions are highly subjective. There can be no assurance as to how long charter rates and vessel values will remain at their current low levels or whether they will improve by any significant degree. Charter rates may remain at depressed levels for some time which could adversely affect our revenue and profitability, and future assessments of vessel impairment.

While the Company intends to continue to hold and operate its vessels, the following table presents information with respect to the carrying amount of the Company's vessels and indicates whether their estimated market values based on an internal discounted cash flow analysis are below their carrying values as of December 31, 2012 and 2011. The carrying value of each of the Company's vessels does not necessarily represent its fair market value or the amount that could be obtained if the vessel were sold. The Company's estimates of market values assume that the vessels are all in good and seaworthy condition without need for repair and, if inspected, would be certified as being in class without recommendations of any kind. In addition, because vessel values are highly volatile, these estimates may not be indicative of either the current or future prices that the Company could achieve if it were to sell any of the vessels. The Company would not record an impairment for any of the vessels for which the fair market value is below its carrying value unless and until the Company either determines to sell the vessel for a loss or determines that the vessel's carrying amount is not recoverable. The Company believes that the undiscounted projected net operating cash flows over the estimated remaining useful lives for those vessels that have experienced declines in estimated market values below their carrying values exceed such vessels' carrying values as of December 31, 2012, and accordingly has not recorded an impairment charge.

	Vessel	Capacity (TEU)	Built	Acquisition Date	Carrying Value December 31, 2011 (\$ US Million) <sup>(1)</sup>	Carrying Value December 31, 2012 (\$ US Million) <sup>(1)</sup>
1	Cosco Hellas	9,469	2006	July 2006	79.6	76.6
2	Cosco Guangzhou	9,469	2006	February 2006	78.4	75.4
3	Cosco Beijing	9,469	2006	June 2006	79.2	76.2
4	Cosco Yantian	9,469	2006	April 2006	79.1	76.1
5	Cosco Ningbo	9,469	2006	March 2006	78.5	75.5
6	Navarino*, **	8,531	2010	May 2010	116.0	112.2
7	Maersk Kure	7,403	1996	December 2007	80.7	75.1
8	Maersk Kokura	7,403	1997	February 2008	82.4	77.3
9	Maersk Kawasaki	7,403	1997	December 2007	82.1	77.1
10	MSC Methoni	6,724	2003	October 2011	59.5	57.0
11	Sealand Michigan	6,648	2000	October 2000	41.8	39.6
12	Sealand Illinois	6,648	2000	December 2000	42.0	39.8
13	Sealand NY	6,648	2000	May 2000	40.5	38.4
14	Sealand Washington	6,648	2000	August 2000	41.5	39.3
15	Maersk Kobe	6,648	2000	June 2000	40.9	38.8
16	Maersk Kalamata	6,644	2003	June 2003	50.3	48.1
17	Maersk Kingston	6,644	2003	April 2003	50.2	48.0
18	Maersk Kolkata	6,644	2003	January 2003	49.7	48.6
19	MSC Romanos	5,050	2003	August 2011	54.2	52.0
20	Zim Shanghai	4,992	2002	October 2002	36.4	35.5
21	Zim New York	4,992	2002	September 2002	36.1	35.3

	Vessel	Capacity (TEU)	Built	Acquisition Date	Carrying Value December 31, 2011 (\$ US Million) <sup>(1)</sup>	Carrying Value December 31, 2012 (\$ US Million) <sup>(1)</sup>
22	Zim Pireaus	4,992	2004	May 2004	36.1	34.6
23	Halifax Express	4,890	2000	November 2000	33.6	31.8
24	Oakland Express	4,890	2000	October 2000	33.2	31.4
25	Singapore Express	4,890	2000	August 2000	32.9	31.1
26	MSC Mykonos	4,828	1988	January 2005	23.8	22.5
27	MSC Mandraki	4,828	1988	October 2004	23.2	22.8
28	MSC Ulsan**	4,132	2002	February 2012	—	30.1
29	MSC Antwerp**	3,883	1993	December 1999	14.4	13.9
30	MSC Kyoto	3,876	1981	May 2003	5.7	5.4
31	MSC Washington	3,876	1984	September 1999	5.5	4.4
32	Koroni**	3,842	1998	May 2012	—	12.1
33	Kyparissia**	3,842	1998	May 2012	—	12.1
34	MSC Austria	3,584	1984	March 1998	5.0	3.9
35	Karmen*, **	3,351	1991	November 2010	12.4	11.4
36	Marina*, **	3,351	1992	February 2011	10.9	10.2
37	Konstantina*, **	3,351	1992	March 2011	10.7	10.7
38	Akritas	3,152	1987	November 1997	5.9	6.4
39	Gather	2,922	1984	December 2007	9.1	—
40	Genius I	2,922	1984	September 2009	3.9	—
41	Gifted	2,922	1984	August 2009	3.9	—
42	MSC Challenger	2,633	1986	May 1998	5.2	4.5
43	Messini**	2,458	1997	August 2012	—	7.1
44	MSC Reunion**	2,024	1992	March 2011	9.4	8.7
45	MSC Namibia II**	2,023	1991	March 2011	9.4	8.6
46	MSC Sierra II**	2,023	1991	March 2011	9.4	8.7
47	MSC Pylos	2,020	1991	January 2011	7.5	6.9
48	Prosper*, **	1,504	1996	March 2011	10.3	9.6
49	Zagora*, **	1,162	1995	January 2011	7.9	7.4
50	Stadt Luebeck**	1,078	2001	August 2012	—	11.4
51	Horizon*	1,068	1991	February 2005	11.2	—
					<b>1,639.6</b>	<b>1,609.6</b>

<sup>(1)</sup> For impairment test calculation, Carrying Value includes the unamortized balance of dry-docking cost as at December 31, 2011 and 2012.

\* Indicates container vessels which we believe, as of December 31, 2011, may have market values below their carrying values. As of December 31, 2011, the aggregate carrying value of these seven vessels was \$179.4 million, while we believe that their market value was approximately \$132.5 million.

\*\* Indicates container vessels which we believe, as of December 31, 2012, may have market values below their carrying values. As of December 31, 2012, the aggregate carrying value of these 15 vessels was \$274.2 million, while we believe that their market value was approximately \$186.4 million.

Vessels are stated at cost, which consists of the contract price and any material expenses incurred upon acquisition (initial repairs, improvements and delivery expenses, interest and on-site supervision costs incurred during the construction periods). Subsequent expenditures for conversions and major improvements are also capitalized when they appreciably extend the life, increase the earning capacity or improve the efficiency or safety of the vessels.

We depreciate our vessels based on a straight-line basis over the expected useful life of each vessel, which is 30 years from the date of their initial delivery from the shipyard, which we believe is within industry standards and represents the most reasonable useful life for each of our vessels. Depreciation is based on the cost of the vessel less its estimated residual value. Secondhand vessels are depreciated from the date of their acquisition through their remaining estimated useful lives.

We review for impairment long-lived assets held and used whenever events or changes in circumstances indicate that the carrying amount of the assets may not be recoverable. In this respect, we review our fleet for impairment on a vessel by vessel basis. When the estimate of undiscounted projected net operating cash flows, excluding interest charges, expected to be generated by the use of the vessel is less than its carrying amount, we evaluate the vessel for impairment loss. The impairment loss is determined by the difference between the carrying amount of the vessel and the fair value of the vessel. If our estimate of undiscounted projected net operating cash flows for any vessel is lower than the vessel's carrying value, the carrying value is written down, by recording an impairment loss to operations, to the vessel's fair market value if the fair market value is lower than the vessel's carrying value.

### ***Vessel Lives and Depreciation***

We depreciate our vessels based on a straight-line basis over the expected useful life of each vessel, which is 30 years from the date of their initial delivery from the shipyard, which we believe is within industry standards and represents the most reasonable useful life for each of our vessels. Depreciation is based on the cost of the vessel less its estimated residual value. Secondhand vessels are depreciated from the date of their acquisition through their remaining estimated useful lives. A decrease in the useful life of a vessel or in its residual value would have the effect of increasing the annual depreciation charge. When regulations place limitations over the ability of a vessel to trade on a worldwide basis, its useful life is adjusted to end at the date such regulations become effective.

### ***Special Survey and Dry-docking Costs***

Within the shipping industry, there are two methods that are used to account for special survey and dry-docking costs: (1) capitalize special survey and dry-docking costs as incurred (deferral method) and amortize such costs over the period to the next scheduled survey, and (2) expense special survey and dry-docking costs as incurred. Since special survey and dry-docking cycles typically extend over a period of 30 to 60 months, management believes that the deferral method provides a better matching of revenues and expenses than the expense-as-incurred method. Costs deferred are limited to actual costs incurred at the shipyard and parts used in the dry-docking or special survey. If a survey is performed prior to the scheduled date, the remaining unamortized balances are immediately written off. Unamortized balances of vessels that are sold are written off and included in the calculation of the resulting gain or loss in the period of the vessel's sale. Furthermore, unamortized dry-docking and special survey balances of vessels that are classified as assets held for sale and are not recoverable as of the date of such classification, are immediately written off to the income statement.

### ***Vessel, Cost***

Vessels are stated at cost, which consists of the contract price and any material expenses incurred upon acquisition (initial repairs, improvements and delivery expenses, interest and on-site supervision costs incurred during the construction periods). Subsequent expenditures for conversions and major improvements are also capitalized when they appreciably extend the life, increase the earning capacity or improve the efficiency or safety of the vessels; otherwise these amounts are charged to expenses as incurred.

### ***Voyage Revenue Recognition***

Revenues are generated from time charters and are usually paid 15 days in advance. Time charters with the same charterer are accounted for as separate agreements according to the terms

and conditions of each agreement. Time charter revenues over the term of the time charter are recorded as service is provided, when they become fixed and determinable. Revenues from time charters providing for varying annual rates are accounted for as operating leases and thus recognized on a straight-line basis as the average revenue over the rental periods of such agreements, as service is performed. Some of our time charters provide that the charter rate will be adjusted to a market rate for the final months of their respective terms. For purposes of determining the straight-line revenue amount, we exclude these periods and treat the charter as expiring at the end of the last fixed rate period. A voyage is deemed to commence upon the completion of discharge of the vessel's previous cargo and is deemed to end upon the completion of discharge of the current cargo, *provided* an agreed non-cancelable time charter between the Company and the charterer is in existence, the charter rate is fixed or determinable and collectability is reasonably assured. Unearned revenue includes cash received prior to the balance sheet date for which all criteria to recognize as revenue have not been met, including any unearned revenue resulting from time charters providing for varying annual rates, which are accounted for on a straight-line basis. Unearned revenue also includes the unamortized balance of the liability associated with the acquisition of secondhand vessels with time charters attached that were acquired at values below fair market value at the date the acquisition agreement is consummated.

### ***Accrued / Unearned Charter Revenue***

We record identified assets or liabilities associated with the acquisition of a vessel at fair value, determined by reference to market data. The Company values any asset or liability arising from the market value of the time charters assumed when a vessel is acquired from entities that are not under common control. This policy does not apply when a vessel is acquired from entities that are under common control. The amount to be recorded as an asset or liability at the date of vessel delivery is based on the difference between the current fair market value of the charter and the net present value of future contractual cash flows. When the present value of the contractual cash flows of the time charter assumed is greater than its current fair value, the difference is recorded as accrued prepaid charter revenue. When the opposite situation occurs, any difference, capped to the vessel's fair value on a charter free basis, is recorded as deferred revenue. Such assets and liabilities, respectively, are amortized as a reduction of, or an increase in, revenue over the period of the time charter assumed. In developing estimates of the net present value of contractual cash flows of the time charters assumed, we must make assumptions about the discount rate that reflect the risks associated with the assumed time charter and the fair value of the assumed time charter at the time the vessel is acquired. Although management believes that the assumptions used to evaluate present and fair values discussed above will be reasonable and appropriate, such assumptions are highly subjective.

### ***Receivables***

Revenue is based on contracted time charters and although our business is with customers who are believed to be of the highest standard, there is always the possibility of dispute. In such circumstances, we will assess the recoverability of amounts outstanding and a provision will be estimated if there is a possibility of non-recoverability. Although we may believe that our provisions are based on fair judgment at the time of their creation, it is possible that an amount under dispute will not be recovered and the estimated provision of doubtful accounts would be inadequate. If any of our revenues become uncollectible, these amounts would be written-off at that time.

### ***Derivative Financial Instruments***

We enter into interest rate swap contracts to manage our exposure to fluctuations of interest rate risks associated with specific borrowings. Interest rate differentials paid or received under these swap agreements are recognized as part of interest expense related to the hedged debt. All derivatives are recognized in the consolidated financial statements at their fair value. On the inception date of the derivative contract, we designate the derivative as a hedge of a forecasted transaction or the variability of cash flow to be paid ("cash flow" hedge). Changes in the fair value

of a derivative that is qualified, designated and highly effective as a cash flow hedge are recorded in other comprehensive income until earnings are affected by the forecasted transaction or the variability of cash flow and are then reported in earnings. Changes in the fair value of undesignated derivative instruments and the ineffective portion of designated derivative instruments are reported in earnings in the period in which those fair value changes have occurred. Realized gains or losses on early termination of the derivative instruments are also classified in earnings in the period of termination of the respective derivative instrument. We may redesignate an undesignated hedge after its inception as a hedge but then will consider its non-zero value at re-designation in its assessment of effectiveness of the cash flow hedge.

We formally document all relationships between hedging instruments and hedged terms, as well as the risk-management objective and strategy for undertaking various hedge transactions. This process includes linking all derivatives that are designated as cash flow hedges to specific forecasted transactions or variability of cash flow.

We also formally assess, both at the hedge's inception and on an ongoing basis, whether the derivatives that are used in hedging transactions are highly effective in offsetting changes in cash flow of hedged items. We consider a hedge to be highly effective if the change in fair value of the derivative hedging instrument is within 80% to 125% of the opposite change in the fair value of the hedged item attributable to the hedged risk. When it is determined that a derivative is not highly effective as a hedge or that it has ceased to be a highly effective hedge, we discontinue hedge accounting prospectively, in accordance with ASC 815 "Derivatives and Hedging".

We also enter forward exchange rate contracts to manage our exposure to currency exchange risk on certain foreign currency liabilities. We have not designated these forward exchange rate contracts for hedge accounting.

### **C. Research and Development, Patents and Licenses, etc.**

We incur from time to time expenditures relating to inspections for acquiring new vessels. Such expenditures are insignificant and are expensed as they are incurred.

### **D. Trend Information**

Our results of operations depend primarily on the charter hire rates that we are able to realize. In turn, charter hire rates are determined by the growth in demand for containership transportation services and the corresponding growth in the supply of containerships. Demand for containership transportation services is influenced by global economic and financial conditions.

During 2008 and 2009, the rapid contraction in the world economy and the expectation of declining growth across the world reduced demand for containership transportation services, while the industry was confronted with record supply growth. 2010, however, was a positive year for the containership industry, with charter rates and asset values recovering on solid transportation demand. 2011 saw increasing charter rates and asset prices during the first 6 months of the year, along with further growth in vessel supply, followed by steep declines during the latter half, due to reduced transportation demand triggered by the unfolding sovereign debt crisis and overall volatile financial conditions.

In 2012, the impact of the continuing European sovereign debt crisis and global economic slowdown, as well as uncertainty regarding the resolution of the "fiscal cliff" in the United States continued to negatively impact international trade which, combined with an increased supply of vessels, caused time charter rates and charter free values to continue their decline.

Sustained low transportation demand growth especially in the western world combined with increasing containership capacity (both current and expected) is likely to result in reductions in charter hire rates and, as a consequence, adversely affect our operating results.

### **E. Off-Balance Sheet Arrangements**

As of December 31, 2012, we did not have any off-balance sheet arrangements.

## F. Tabular Disclosure of Capital Obligations

Our contractual obligations as of December 31, 2012 were:

	Payments Due by Period				
	Total	Less than 1 year	1-3 years	3-5 years	More than 5 years
	(Expressed in thousands of U.S. dollars)				
Long-term debt obligations .....	\$1,561,889	\$162,169	\$419,860	\$404,640	\$575,220
Interest on long-term debt obligations <sup>(1)</sup> .....	271,406	73,133	108,891	74,292	15,090
Payments to our manager <sup>(2)</sup> .....	255,665	23,531	46,741	48,693	136,700
Payment for secondhand vessel acquisitions <sup>(3)</sup> .....	22,200	22,200	—	—	—
Payments to shipyards <sup>(4)</sup> .....	629,411	610,395	19,016	—	—
<b>Total</b> .....	<b><u>\$2,740,571</u></b>	<b><u>\$891,428</u></b>	<b><u>\$594,508</u></b>	<b><u>\$527,625</u></b>	<b><u>\$727,010</u></b>

<sup>(1)</sup> We expect to be obligated to make the interest payments set forth in the above table with respect to our long-term debt obligations. The interest payments are based on annual assumed all-in rates calculated for the unhedged portion of our debt obligations based on the forward yield curve and on the average yearly debt outstanding. Interest payments with respect to future drawdowns on our credit facilities to pay the remaining capital commitments for the ten newbuild vessels on order are not included in the above figures.

<sup>(2)</sup> This amount assumes that we will cease paying our managers any fees in connection with the management of a vessel once the vessel exceeds 30 years of age, unless the vessel will exceed 30 years of age at the expiry of its current time charter, in which case we assume that we will pay the manager a fee for the management of that vessel until its charter expires. The payments to our manager include (a) a daily management fee of \$884 per day per vessel, (b) a 0.75% chartering fee on charter revenues earned, (c) \$1.0 million for the services of our officers and (d) the related newbuild vessel supervision fees payable to our manager. The supervision fee commitment will be \$3.15 million in 2013 and \$0.35 million in 2014. See “Item 7. Major Shareholders and Related Party Transactions—B. Related Party Transactions—Management Agreement”. Pursuant to the terms of the Group Management Agreement, the amount assumes an annual escalation of the daily management fee by 4% beginning January 1, 2013. Management fees with regards to our ten newbuild vessels and the secondhand vessel to be delivered are also included in the above figures.

<sup>(3)</sup> This represents the amount that was paid upon delivery of the vessel *Venetiko*, which we agreed to purchase on January 15, 2013, and took delivery of on January 30, 2013.

<sup>(4)</sup> This amount represents the remaining capital commitments with regards to the ten newbuild vessels on order.

## ITEM 6. DIRECTORS, SENIOR MANAGEMENT AND EMPLOYEES

### A. Directors and Senior Management

The following table sets forth information regarding our directors and executive officers. The business address of each of our executive officers and directors listed below is 60 Zephyrou Street & Syngrou Avenue, 17564 Athens, Greece. Our telephone number at that address is +30-210-949-0050. Our board of directors will be elected annually on a staggered basis, and each elected director will hold office for a three-year term. The following directors or nominees for director have been determined by our board of directors to be independent: Vagn Lehd Møller and Charlotte Stratos. Officers are elected from time to time by vote of our board of directors and hold office until a successor is elected and qualified.

<u>Name</u>	<u>Age</u>	<u>Position</u>
Konstantinos Konstantakopoulos . . . . .	43	Chief Executive Officer, Chairman of the Board and Class III Director
Gregory Zikos . . . . .	44	Chief Financial Officer and Class II Director
Konstantinos Zacharatos . . . . .	40	General Counsel, Secretary and Class I Director
Vagn Lehd Møller . . . . .	66	Class II Director
Charlotte Stratos . . . . .	58	Class III Director

The term of our Class I director expires in 2014, the term of our Class II directors expires in 2015 and the term of our Class III directors expires in 2013.

**Konstantinos Konstantakopoulos** is our Chief Executive Officer and Chairman of our board of directors. Mr. Konstantakopoulos serves as President and Chief Executive Officer of Costamare Shipping, one of our managers, which he wholly owns and joined in 1992 (and where he worked part-time beforehand). In 2013, Costamare Shipping entered into the Co-operation Agreement with V.Ships Greece to form the Cell. The Cell is expected to replace CIEL in April 2013 as sub-manager of certain of our vessels. In 2001, Mr. Konstantakopoulos founded CIEL, and he has served as President of CIEL since its inception. Mr. Konstantakopoulos owns 100% of CIEL. In 2005, Mr. Konstantakopoulos founded another of our managers, Shanghai Costamare, of which he is the controlling stockholder. Mr. Konstantakopoulos also owns, indirectly, 25% of C-Man Maritime, a vessel manning agency which he founded in 2006. Mr. Konstantakopoulos has served on the board of directors of the Union of Greek Ship-owners since 2006. Mr. Konstantakopoulos studied engineering at Université Paul Sabatier in France.

**Gregory Zikos** is our Chief Financial Officer and a member of our board of directors. Prior to joining us in 2007, Mr. Zikos was employed at DryShips, Inc., a public shipping company, as the Chief Financial Officer from 2006 to 2007. From 2004 to 2006, Mr. Zikos was employed with J&P Avax S.A., a real estate investment and construction company, where he was responsible for project and structured finance debt transactions. From 2000 to 2004, Mr. Zikos was employed at Citigroup (London), global corporate and investment banking group, where he was involved in numerous European leveraged and acquisition debt financing transactions. Mr. Zikos practiced law from 1994 to 1998, during which time he advised financial institutions and shipping companies in debt and acquisition transactions. Mr. Zikos holds an M.B.A. in finance from Cornell University, an L.L.M. from the University of London King's College, and a bachelor of laws, with merits, from the University of Athens.

**Konstantinos Zacharatos** is our General Counsel, Secretary and a member of our board of directors. Mr. Zacharatos has also served as the Vice Chairman of Shanghai Costamare since its incorporation in 2005. Mr. Zacharatos joined Costamare Shipping in 2000, became a member of the board of directors of Costamare Shipping in June 2010 and has also been responsible for the legal affairs of CIEL, Shanghai Costamare and C-Man Maritime. Mr. Zacharatos has been the legal adviser of Costaterra S.A., a Greek property company, since 2000. Prior to joining Costamare Shipping and Costaterra S.A., Mr. Zacharatos was employed with Pagoropoulos & Associates, a law firm. Mr. Zacharatos holds an L.L.M. and an L.L.B. from the London School of Economics and Political Science.

**Vagn Lehd Møller** is a member of our board of directors. From 1963 to 2007, Mr. Møller worked with A.P. Møller-Maersk A/S where he eventually served as Executive Vice President and Chief Operations Officer of the world's largest liner company, Maersk Line. Mr. Møller was instrumental in the purchase and integration of Sea-land Services by A.P. Møller-Maersk A/S in 2000 and of P&O Nedlloyd in 2005. Since July 2012 and March 2012, respectively, Mr. Møller has served as chairman of the boards of DBB Jack-up Services A/S and Jack-up Invest Co2 A/S, both Danish companies investing in jack-up vessels chartered to off-shore windmill companies. Since March 2010, Mr. Møller has served on the board of directors for Scan Global Logistics A/S and Scan Global Holding S/A, both Danish based internal logistics companies. From 1992 to July 2010, Mr. Møller served as a board member for Norfolk Line Holdings, a Netherlands based sea ferry company. From 2000 to April 2010, Mr. Møller served as a board member for Svitzer A/S, a Denmark based salvage and towing company.

**Charlotte Stratos** is a member of our board of directors. Since 2008, Ms. Stratos has served as a Senior Advisor to Morgan Stanley's Investment Banking Division-Global Transportation team. From 1987 to 2007, Ms. Stratos served as Managing Director and Head of Global Greek Shipping for Calyon Corporate and Investment Bank of the Credit Agricole Group. From 1976 to 1987, Ms. Stratos served in various roles with Bankers Trust Company, including Advisor to the Shipping Department and Vice President of Greek shipping finance. Ms. Stratos currently serves as an independent director for Hellenic Carriers Ltd. and Gyroscopic Fund, a hedge fund company.

## **B. Compensation of Directors and Senior Management**

Non-executive directors receive annual fees in the amount of \$65,000, plus reimbursement for their out-of-pocket expenses. Our officers who serve as our directors will not receive additional compensation for their service as directors.

We have not paid any compensation to our chief executive officer, our chief financial officer or our general counsel. Our executive officers are provided to us by Costamare Shipping and their compensation is set and paid by Costamare Shipping. Under the Group Management Agreement with Costamare Shipping, we are responsible for the compensation of our executive officers. Currently, such compensation is \$1.0 million per year in the aggregate. We do not have any service contracts with our non-executive directors that provide for benefits upon termination of their services.

## **C. Board Practices**

We have five members on our board of directors. The board of directors may change the number of directors to not less than three, nor more than 15, by a vote of a majority of the entire board. Each director shall be elected to serve until the third succeeding annual meeting of stockholders and until his or her successor shall have been duly elected and qualified, except in the event of death, resignation or removal. A vacancy on the board created by death, resignation, removal (which may only be for cause), or failure of the stockholders to elect the entire class of directors to be elected at any election of directors or for any other reason, may be filled only by an affirmative vote of a majority of the remaining directors then in office, even if less than a quorum, at any special meeting called for that purpose or at any regular meeting of the board of directors.

We are a "foreign private issuer" under the securities laws of the United States and the rules of the NYSE. Under the securities laws of the United States, "foreign private issuers" are subject to different disclosure requirements than U.S. domiciled registrants, as well as different financial reporting requirements. Under the NYSE rules, a "foreign private issuer" is subject to less stringent corporate governance requirements. Subject to certain exceptions, the rules of the NYSE permit a "foreign private issuer" to follow its home country practice in lieu of the listing requirements of the NYSE. In addition, members of the Konstantakopoulos family own, in the aggregate, a majority of our outstanding common stock. As a result, we are a "controlled company" within the meaning of the NYSE corporate governance standards. Under the NYSE rules, a company of which more than 50% of the voting power is held by another company or group is a "controlled company" and may elect not to comply with certain NYSE corporate governance requirements, including (1) the



requirement that a majority of the board of directors consist of independent directors, (2) the requirement that the nominating committee be composed entirely of independent directors and have a written charter addressing the committee's purpose and responsibilities, (3) the requirement that the compensation committee be composed entirely of independent directors and have a written charter addressing the committee's purpose and responsibilities and (4) the requirement of an annual performance evaluation of the nominating and corporate governance and compensation committees. As permitted by these exemptions, as well as by our bylaws and the laws of the Marshall Islands, we currently have a board of directors with a majority of non-independent directors and a combined corporate governance, nominating and compensation committee with one non-independent director serving as a committee member. As a result, non-independent directors, including members of our management who also serve on our board of directors, may, among other things, fix the compensation of our management, make stock and option awards and resolve governance issues regarding our company. In addition, we currently have an audit committee composed solely of two independent committee members, whereas a domestic public company would be required to have three such independent members. Accordingly, in the future you may not have the same protections afforded to stockholders of companies that are subject to all of the NYSE corporate governance requirements.

### ***Corporate Governance***

The board of directors and our Company's management engage in an ongoing review of our corporate governance practices in order to oversee our compliance with the applicable corporate governance rules of the New York Stock Exchange and the SEC.

We have adopted a number of key documents that are the foundation of the Company's corporate governance, including:

- a Code of Business Conduct and Ethics for all officers and employees, which incorporates a Code of Ethics for directors and a Code of Conduct for corporate officers;
- a Corporate Governance, Nominating and Compensation Committee Charter; and
- an Audit Committee Charter.

These documents and other important information on our governance are posted on our website and may be viewed at <http://www.costamare.com>. We will also provide a paper copy of any of these documents upon the written request of a stockholder. Stockholders may direct their requests to the attention of our Secretary, Konstantinos Zacharatos, 60 Zephyrou Street & Syngrou Avenue, 17564 Athens, Greece.

### ***Committees of the Board of Directors***

#### ***Audit Committee***

Our audit committee consists of Vagn Lehd Møller and Charlotte Stratos. Ms. Stratos is the chairman of the committee. The audit committee is responsible for:

- the appointment, compensation, retention and oversight of independent auditors and approving any non-audit services performed by such auditors;
- assisting the board in monitoring the integrity of our financial statements, the independent auditors' qualifications and independence, the performance of the independent accountants and our internal audit function and our compliance with legal and regulatory requirements;
- annually reviewing an independent auditors' report describing the auditing firm's internal quality-control procedures, and any material issues raised by the most recent internal quality control review, or peer review, of the auditing firm;
- discussing the annual audited financial and quarterly statements with management and the independent auditors;
- discussing earnings press releases, as well as financial information and earnings guidance provided to analysts and rating agencies;

- discussing policies with respect to risk assessment and risk management;
- meeting separately, and periodically, with management, internal auditors and the independent auditors;
- reviewing with the independent auditors any audit problems or difficulties and management's responses;
- setting clear hiring policies for employees or former employees of the independent auditors;
- annually reviewing the adequacy of the audit committee's written charter, the scope of the annual internal audit plan and the results of internal audits;
- establishing procedures for the consideration of all related-party transactions, including matters involving potential conflicts of interest or potential usurpations of corporate opportunities;
- reporting regularly to the full board of directors; and
- handling such other matters that are specifically delegated to the audit committee by the board of directors from time to time.

#### ***Corporate Governance, Nominating and Compensation Committee***

Our corporate governance, nominating and compensation committee consists of Konstantinos Konstantakopoulos, Vagn Lehd Møller and Charlotte Stratos. Mr. Konstantakopoulos is the chairman of the committee. The corporate governance, nominating and compensation committee is responsible for:

- nominating candidates, consistent with criteria approved by the full board of directors, for the approval of the full board of directors to fill board vacancies as and when they arise, as well as putting in place plans for succession, in particular, of the chairman of the board of directors and executive officers;
- selecting, or recommending that the full board of directors select, the director nominees for the next annual meeting of stockholders;
- developing and recommending to the full board of directors corporate governance guidelines applicable to us and keeping such guidelines under review;
- overseeing the evaluation of the board and management;
- approving corporate goals and objectives relevant to the compensation of the chief executive officer, evaluating the chief executive officer's performance in light of those goals and objectives, and approving the chief executive officer's compensation level based on this evaluation;
- making recommendations to the full board of directors with respect to compensation of other executive officers and incentive-compensation and equity-based plans that are subject to board approval;
- administering any of the Company's long-term incentive plans; and
- handling such other matters that are specifically delegated to the corporate governance, nominating and compensation committee by the board of directors from time to time.

#### **D. Employees**

Costamare Shipping provides us with our executive officers, our chairman and chief executive officer, our chief financial officer, our general counsel and secretary, and our chief operating officer.

#### **E. Share Ownership**

The common stock beneficially owned by our directors and executive officers and/or entities affiliated with these individuals is disclosed in "Item 7. Major Shareholders and Related Party Transactions—A. Major Shareholders" below.

### *Equity Compensation Plans*

We have not adopted any equity compensation plans.

## **ITEM 7. MAJOR SHAREHOLDERS AND RELATED PARTY TRANSACTIONS**

### **A. Major Shareholders**

The following table sets forth certain information regarding the beneficial ownership of our outstanding common stock as of February 22, 2013 held by:

- each person or entity that we know beneficially owns 5% or more of our common stock;
- each of our officers and directors; and
- all our directors and officers as a group.

Beneficial ownership is determined in accordance with the rules of the SEC. In general, a person who has voting power or investment power with respect to securities is treated as a beneficial owner of those securities.

Beneficial ownership does not necessarily imply that the named person has the economic or other benefits of ownership. For purposes of this table, shares subject to options, warrants or rights or shares exercisable within 60 days of February 22, 2013 are considered as beneficially owned by the person holding those options, warrants or rights. Each stockholder is entitled to one vote for each share held. The applicable percentage of ownership of each stockholder is based on 74,800,000 shares of common stock outstanding as of February 22, 2013. Information for certain holders is based on their latest filings with the SEC or information delivered to us. Except as noted below, the address of all stockholders, officers and directors identified in the table and the accompanying footnotes below is in care of our principal executive offices.

<u>Identity of Person or Group</u>	<u>Shares of Common Stock Beneficially Held</u>	
	<u>Number of Shares</u>	<u>Percentage</u>
<i>Officers and Directors</i>		
Konstantinos Konstantakopoulos <sup>(1)</sup> .....	16,149,999	21.59%
Gregory Zikos .....	—	— <sup>(5)</sup>
Konstantinos Zacharatos .....	—	— <sup>(5)</sup>
Vagn Lehd Møller .....	—	— <sup>(5)</sup>
Charlotte Stratos .....	—	—
<i>All officers and directors as a group (five persons)</i> .....	16,149,999	21.59%
<i>5% Beneficial Owners</i>		
Christos Konstantakopoulos <sup>(2)</sup> .....	16,150,000	21.59%
Achillefs Konstantakopoulos <sup>(3)</sup> .....	16,150,001	21.59%
Morgan Stanley <sup>(4)</sup> .....	5,334,680	7.13%

<sup>(1)</sup> Konstantinos Konstantakopoulos, our chairman and chief executive officer, owns 9,074,916 shares directly and 7,075,083 shares indirectly through Kent Maritime Investments S.A., a Marshall Islands corporation. The address of Kent Maritime Investments S.A. is c/o Costamare Shipping Company S.A., 60 Zephyrou Street & Syngrou Avenue, 17564 Athens, Greece.

<sup>(2)</sup> Christos Konstantakopoulos, the brother of our chairman and chief executive officer, owns 9,074,917 shares directly and 7,075,083 shares indirectly through Vasska Maritime Investments S.A., a Marshall Islands corporation. The address of Vasska Maritime Investments S.A. is c/o Costamare Shipping Company S.A., 60 Zephyrou Street & Syngrou Avenue, 17564 Athens, Greece.

<sup>(3)</sup> Achillefs Konstantakopoulos, the brother of our chairman and chief executive officer, owns 9,074,917 shares directly and 7,075,084 shares indirectly through Yaco Maritime Investments S.A., a Marshall Islands corporation. The address of Yaco Maritime S.A. is c/o Costamare Shipping Company S.A., 60 Zephyrou Street & Syngrou Avenue, 17564 Athens, Greece.

- (4) As of December 31, 2012, based on a Schedule 13G filed with the SEC on February 14, 2013. The report indicated sole voting power as to 4,199,481 of such shares, shared voting power as to 816,690 of such shares, and sole dispositive power as to all 5,334,680 shares, by Morgan Stanley, a parent holding company. The report also indicated sole voting power as to 4,148,071 of such shares, shared voting power as to 816,690 of such shares, and sole dispositive power as to 5,283,270 of such shares, by Morgan Stanley Smith Barney LLC, a broker dealer registered under section 15 of the Securities Exchange Act of 1934, as amended.
- (5) Owns less than 1% of our issued and outstanding shares.

In November 2010, we completed a registered public offering of our shares of common stock and our common stock began trading on the New York Stock Exchange. Our major stockholders have the same voting rights as our other stockholders. As of February 25, 2013, we had 18,941 stockholders of record.

## **B. Related Party Transactions**

### ***Management Affiliations***

Each of our containerships is currently managed by one or more of our affiliated managers, Costamare Shipping, CIEL or Shanghai Costamare, and, in certain cases, subject to our consent, a third party sub-manager, pursuant to the Group Management Agreement and one or more ship-management agreements between the relevant vessel owning entities and the relevant managers. Our three affiliated managers are controlled by our chairman and chief executive officer. The Cell under V.Ships Greece is expected to replace CIEL in April 2013 as sub-manager of certain of our vessels pursuant to the Co-operation Agreement with Costamare Shipping.

### ***Management Agreement***

Costamare Shipping provides us with general administrative services, certain commercial services, D&O related insurance services and the services of our executive officers pursuant to the Group Management Agreement between Costamare Shipping and us. The Group Management Agreement permits Costamare Shipping to subcontract certain of its obligations. Costamare Shipping, itself or through Shanghai Costamare, CIEL or, in certain cases, subject to our consent, a third party sub-manager, provides our current fleet of containerships with technical, crewing, commercial, provisioning, bunkering, sale and purchase, chartering, accounting, insurance and administrative services pursuant to the Group Management Agreement and separate ship-management agreements between each of our containership-owning subsidiaries and Costamare Shipping, and, in respect of our containerships flying the Liberian flag (other than the *Prosper*) and the Malta flag, CIEL (expected to be replaced by V.Ships Greece in April 2013). In return for these services, we pay the management fees described below in this section and elsewhere in this annual report. Costamare Shipping, itself or through a sub-manager, controls the selection and employment of seafarers for our containerships, directly through their crewing offices in Athens, Greece and Shanghai, China, and indirectly through our related crewing agent in the Philippines, C-Man Maritime, and independent manning agents in Romania and Bulgaria. The seafarers for our containerships managed by V.Ships Greece will initially be arranged through C-Man Maritime, and we have the option to transfer such responsibility to V.Ships Greece under the Co-operation Agreement.

### ***Reporting Structure***

Our chairman and chief executive officer and chief financial officer supervise, in conjunction with our board of directors, the management of our operations by Costamare Shipping, CIEL and Shanghai Costamare, as well as any third party sub-managers. Costamare Shipping reports to us and our board of directors through our chairman and chief executive officer and chief financial officer, each of which is appointed by our board of directors.

Under our Group Management Agreement, our executive officers may unilaterally direct Costamare Shipping to remove and replace any individual serving as an officer or any senior manager serving as head of a business unit of Costamare Inc. or any of its subsidiaries from such position. Costamare Shipping, on the other hand, may not remove any person serving as an officer or senior manager of Costamare Inc. or any of its subsidiaries without the prior written consent of our chief executive officer and chief financial officer.

#### *Compensation of Our Manager*

Costamare Shipping receives a fee in 2013 of \$884 per day or \$442 per day in the case of a containership subject to a bareboat charter, for each containership, pro rated for the calendar days we own each containership, for providing us with general administrative services, certain commercial services, director and officer related insurance services and the services of our officers (but not for payment of such officers' compensation) and for providing the relevant containership-owning subsidiaries with technical, commercial, insurance, accounting, provisioning, sale and purchase, crewing and bunkering services. In 2012 such amounts were \$850 and \$425, respectively. In the event that Costamare Shipping decides to delegate certain or all of the services it has agreed to perform to affiliated sub-managers (such as CIEL or Shanghai Costamare) or, subject to our consent, a third party sub-manager (such as V.Ships Greece), either through subcontracting or by directing the sub-manager to enter into a direct ship-management agreement with the relevant containership-owning subsidiary, then, in the case of subcontracting, Costamare Shipping will be responsible for paying the management fee charged by the relevant sub-manager for providing such services and, in the case of a direct ship-management agreement, the fee received by Costamare Shipping will be reduced by the fee payable to the sub-manager under the relevant direct ship-management agreement. As a result, these arrangements will not result in any increase in the aggregate management fees we pay. Moreover, in the case of the Co-operation Agreement, the management fees we pay will be reduced by any net profit received by Costamare Shipping from the Cell's operation. In addition to management fees, we pay for any capital expenditures, financial costs, operating expenses and any general and administrative expenses, including the salaries of our officers and employees and payments to third parties in accordance with the Group Management Agreement and the relevant separate ship-management agreements or supervision agreements. We also pay to Costamare Shipping a flat fee of \$700,000 per newbuild vessel for the supervision of the construction of any newbuild vessel for which we may contract. Costamare Shipping also receives a fee of 0.75% on all gross freight, demurrage, charter hire and ballast bonus or other income earned with respect to each containership in our fleet.

The initial term of the Group Management Agreement with Costamare Shipping expires on December 31, 2015. The Group Management Agreement automatically renews for five consecutive one-year periods until December 31, 2020, at which point the Group Management Agreement will expire. The daily management fee for each containership was fixed until December 31, 2012, and will hereafter be annually adjusted upwards by 4%, with further annual increases permitted to reflect any strengthening of the Euro against the U.S. dollar and/or material unforeseen cost increases. After the initial term expires on December 31, 2015, we will be able to terminate the Group Management Agreement subject to a termination fee, by providing written notice to Costamare Shipping at least 12 months before the end of the subsequent one-year term.

#### ***Term and Termination Rights***

Subject to the termination rights described below, the initial term of the Group Management Agreement expires on December 31, 2015. The Group Management Agreement automatically renews for five consecutive one-year periods until December 31, 2020, at which point the agreement will expire. In addition to the termination provisions outlined below, after the initial term expiring on December 31, 2015, we are able to terminate the Group Management Agreement by providing 12 months' written notice to Costamare Shipping that we wish to terminate the Group Management Agreement at the end of the then current term.

*Our Manager's Termination Rights.* Costamare Shipping may terminate the Group Management Agreement prior to the end of its term if:

- any moneys payable by us under the Group Management Agreement have not been paid when due or if on demand within 20 business days of payment having been demanded;
- if we materially breach the agreement and we have failed to cure such breach within 20 business days after we are given written notice from Costamare Shipping; or
- there is a change of control of our company.

*Our Termination Rights.* We may terminate the Group Management Agreement prior to the end of its term in the following circumstances:

- any moneys payable by Costamare Shipping under or pursuant to the Group Management Agreement are not paid or accounted for within 10 business days after receiving written notice from us;
- Costamare Shipping materially breaches the agreement and has failed to cure such breach within 20 business days after receiving written notice from us;
- there is a change of control of Costamare Shipping; or
- Costamare Shipping is convicted of, enters a plea of guilty or nolo contendere with respect to, or enters into a plea bargain or settlement admitting guilt for a crime (including fraud), which conviction, plea bargain or settlement is demonstrably and materially injurious to our company, if such crime is not a misdemeanor and such crime has been committed solely and directly by an officer or director of Costamare Shipping acting within the terms of its employment or office.

*Mutual Termination Rights.* Either we or Costamare Shipping may terminate the Group Management Agreement if:

- the other party ceases to conduct business, or all or substantially all of the properties or assets of the other party are sold, seized or appropriated which, in the case of seizure or appropriation, is not discharged within 20 business days;
- the other party files a petition under any bankruptcy law, makes an assignment for the benefit of its creditors, seeks relief under any law for the protection of debtors or adopts a plan of liquidation, or if a petition is filed against such party seeking to have it declared insolvent or bankrupt and such petition is not dismissed or stayed within 40 business days of its filing, or such party admits in writing its insolvency or its inability to pay its debts as they mature, or if an order is made for the appointment of a liquidator, manager, receiver or trustee of such party of all or a substantial part of its assets, or if an encumbrancer takes possession of or a receiver or trustee is appointed over the whole or any part of such party's undertaking, property or assets or if an order is made or a resolution is passed for Costamare Shipping's or our winding up;
- the other party is prevented from performing any obligations under the Group Management Agreement by any cause whatsoever of any nature or kind beyond the reasonable control of such party respectively for a period of two consecutive months or more ("Force Majeure"); or
- all supervision agreements and all ship-management agreements are terminated in accordance with their respective terms.

If Costamare Shipping terminates the Group Management Agreement for any reason other than Force Majeure, or if we terminate the Group Management Agreement pursuant to our ability to terminate with 12 months' written notice, we will be obliged to pay to Costamare Shipping a lump sum termination fee which will be determined by reference to the period between the date of termination and December 31, 2020. The termination fee is equal to (a) the lesser of (i) five and (ii) the number of full years remaining prior to December 31, 2020, times (b) the aggregate fees due and payable to Costamare Shipping during the 12-month period ending on the date of termination (without taking into account any reduction in fees to reflect that certain obligations have been delegated to a sub-manager), *provided* that the termination fee will always be at least two times the

aggregate fees over the 12-month period described above. In addition, the individual ship-management agreements to which our vessels are subject may be terminated by either us or the applicable manager if the vessel is sold, becomes a total loss or is requisitioned.

### ***Non-competition***

Costamare Shipping has agreed that, during the term of the Group Management Agreement, it will not provide any management services to any other entity without obtaining our prior written approval. We believe we will derive significant benefits from our exclusive relationship with Costamare Shipping. The Group Management Agreement does not prohibit CIEL or Shanghai Costamare from providing commercial or technical management services to third parties. In the past, CIEL and Shanghai Costamare have only provided services to third parties on a limited basis and there is no current plan to change that practice. The Co-operation Agreement anticipates that the Cell will actively seek to provide ship management services to third party owners in order to capitalize on the ship management expertise of the Cell and the economies of scale brought by the affiliation with V.Group. However, as noted above, Costamare Shipping has agreed to pass to us the net profit, if any, it receives from the Cell.

### ***Restrictive Covenant Agreements***

Under the restrictive covenant agreements entered into with us, during the period of Konstantinos Konstantakopoulos's and Konstantinos Zacharatos's employment or service with us and for six months thereafter, each has agreed to restrictions on his ownership of any containerships and on the acquisition of any shareholding in a business involved in the ownership of containerships (such activities are referred to here as "the restricted activities"), subject to the exceptions described below.

Each of Konstantinos Konstantakopoulos and Konstantinos Zacharatos are permitted to engage in the restricted activities in the following circumstances: (a) pursuant to his involvement with us, (b) with respect to certain permitted acquisitions (as described below) and (c) pursuant to his passive ownership of up to, in the case of Konstantinos Konstantakopoulos, 19.99% of the outstanding voting securities of any publicly traded company, and in the case of Konstantinos Zacharatos, 20% of the outstanding voting securities of any publicly traded or private company, in each case that is engaged in the containership business.

As noted above, Konstantinos Konstantakopoulos and Konstantinos Zacharatos are permitted to engage in restricted activities with respect to two types of permitted acquisitions, including (1) the acquisition of a containership or an acquisition or investment in a containership business, on terms and conditions that are not materially more favorable, than those first offered to us and refused by an independent conflicts committee of our directors, and/or (2) the acquisition of a business that includes containerships. Under this second type of permitted acquisition, we must be given the opportunity to buy the containerships or containership businesses included in the acquisition, in each case for its fair market value plus certain break-up costs.

Each of Konstantinos Konstantakopoulos and Konstantinos Zacharatos has also agreed that if one of our containerships and a containership majority-owned by him are both available and meet the criteria for an available charter, our containership will be offered such charter.

### ***Registration Rights Agreement***

We entered into a registration rights agreement with the stockholders named therein (the "Registration Rights Holders") on November 3, 2010, pursuant to which we granted the Registration Rights Holders and their transferees the right, under certain circumstances and subject to certain restrictions to require us to register under the Securities Act shares of our common stock held by those persons. Under the registration rights agreement, the Registration Rights Holders and their transferees have the right to request us to register the sale of shares held by them on their behalf and may require us to make available shelf registration statements permitting sales of shares into the market from time to time over an extended period. In addition, those persons have the ability to

exercise certain piggyback registration rights in connection with registered offerings initiated by us. The Registration Rights Holders own a total of 47,000,000 shares entitled to these registration rights.

### ***Trademark Licensing Agreement***

Under the trademark licensing agreement entered into with us, during the term of the Group Management Agreement, Costamare Shipping, one of our managers, has agreed to grant us a non-transferable, royalty free license and right to use the Costamare Inc. trademarks, which consist of the name “COSTAMARE” and the Costamare logo in connection with the operation of our containership business. We will pay no additional consideration for this license and right. Costamare Shipping retains the right to use the trademarks in its own business or to maintain existing, or grant new, licenses or rights permitting any other person to use the trademarks, *provided* that in all such cases the use, maintenance or grant must be consistent with the license and right granted to us under the licensing agreement.

### ***Grant of Rights and Issuance of Common Stock***

On July 14, 2010, the Company offered all stockholders of record as of the close of business on July 14, 2010 (the “Record Date”), the right (collectively, the “Rights”) to subscribe for and purchase up to 32 shares of common stock, par value \$0.0001 per share, for each share held by such stockholder as of the Record Date. The subscription price for each share purchased pursuant to the exercise of Rights was \$0.10 per share.

On March 27, 2012, the Company completed a follow-on public equity offering in which we issued 7,500,000 shares at a public offering price of \$14.10 per share. The net proceeds of the follow-on offering were \$100.6 million. Members of the Konstantakopoulos family purchased 750,000 shares in the offering.

On October 19, 2012, the Company completed a second follow-on public equity offering in which we issued 7,000,000 shares at a public offering price of \$14.00 per share. The net proceeds of the follow-on offering were \$93.5 million. Members of the Konstantakopoulos family purchased 700,000 shares in the offering.

### ***Other Transactions***

Konstantinos Konstantakopoulos acquired a passive minority interest in certain companies controlled by the family of Dimitrios Lemonidis that own two containerships comparable to three of our vessels and may acquire additional vessels, as well as a passive minority interest in a company owned by the family of Mr. Lemonidis and several other individual investors that expects to acquire one containership comparable to one of our vessels. Konstantinos Zacharatos acquired a passive minority interest in certain companies controlled by the family of Mr. Lemonidis that own three containerships comparable to three of our vessels and may acquire additional vessels. These vessels may compete with the Company’s vessels for chartering opportunities. These investments were entered into in accordance with the terms of the restrictive covenant agreements referenced above following the review and approval of our Audit Committee and Board of Directors.

On January 7, 2013, Costamare Shipping entered the Co-operation Agreement with V.Ships Greece, pursuant to which the two companies will establish the Cell under V.Ships Greece. See “Item 4. Information on the Company—B. Business Overview—Management of Our Fleet”. The Co-operation Agreement anticipates that the Cell will actively seek to provide ship management services to third party owners in order to capitalize on the ship management expertise of the Cell and the economies of scale brought by the affiliation with V.Group. However, as noted above, Costamare Shipping has agreed to pass to us the net profit, if any, it receives from the Cell.

For a description of additional related party transactions, see Note 3 to our consolidated financial statements included elsewhere in this Form 20-F.



### ***Procedures for Review and Approval of Related Party Transactions***

Related party transactions, which means transactions in which the Company or one of its subsidiaries is a participant and any of the Company's directors, nominees for director, executive officers, employees, significant stockholders or members of their immediate families (other than immediate family members of employees who are not executive officers) have a direct or indirect interest, will be subject to review and approval or ratification by the board of directors and the audit committee, and will be evaluated pursuant to procedures established by the board of directors.

Where appropriate, such transactions will be subject to the approval of our independent directors, including appropriate matters arising under our Group Management Agreement and any other agreements with entities controlled by our chairman and chief executive officer.

### **C. Interests of Experts and Counsel**

Not applicable.

## **ITEM 8. FINANCIAL INFORMATION**

### **A. Consolidated Statements and Other Financial Information**

See "Item 18. Financial Statements" below.

### ***Legal Proceedings***

We have not been involved in any legal proceedings that we believe may have a significant effect on our business, financial position, results of operations or liquidity, and we are not aware of any proceedings that are pending or threatened that may have a material effect on our business, financial position, results of operations or liquidity. From time to time, we may be subject to legal proceedings and claims in the ordinary course of business, principally property damage and personal injury claims. We expect that these claims would be covered by insurance, subject to customary deductibles. However, those claims, even if lacking merit, could result in the expenditure of significant financial and managerial resources.

### ***Dividend Policy***

We paid our first cash dividend since becoming a public company in November 2010 on February 4, 2011 in an amount of \$0.25 per share. We have subsequently paid dividends of \$0.25 per share on May 12, 2011, \$0.25 per share on August 9, 2011, \$0.27 per share on November 7, 2011, \$0.27 per share on February 8, 2012, \$0.27 per share on May 9, 2012, \$0.27 per share on August 7, 2012, \$0.27 per share on November 6, 2012 and \$0.27 per share on February 13, 2013. We intend to continue to pay our stockholders quarterly dividends of \$0.27 per share, or \$1.08 per share per year. There can be no assurance, however, that we will pay regular quarterly dividends in the future.

We currently intend to pay dividends in amounts that will allow us to retain a portion of our cash flows to fund vessel, fleet or company acquisitions that we expect to be accretive to earnings, and cash flows and for debt repayment and dry-docking costs, as determined by management and our board of directors. Declaration and payment of any dividend is subject to the discretion of our board of directors and the requirements of Marshall Islands law. The timing and amount of dividend payments will be dependent upon our earnings, financial condition, cash requirements and availability, fleet renewal and expansion, restrictions in our credit facilities, the provisions of Marshall Islands law affecting the payment of distributions to stockholders and other factors. We cannot assure you that we will be able to pay regular quarterly dividends in the amounts stated above or elsewhere in this annual report, and dividends may be discontinued at any time at the discretion of our board of directors. Our ability to pay dividends may be limited by the amount of cash we can generate from operations following the payment of fees and expenses and the establishment of any reserves, as well as additional factors unrelated to our profitability. We are a holding company, and we depend on the ability of our subsidiaries to distribute funds to us in order to satisfy our financial obligations and to make dividend payments.

Set out below is a table showing the dividends and distributions paid in 2008, 2009, 2010, 2011 and 2012.

	Year ended December 31,					Total
	2008	2009	2010	2011	2012	
	(Expressed in millions of U.S. dollars)					
Dividends paid .....	\$ 10.8	\$ 30.2	\$10.0	\$61.5	\$73.1	\$185.6
Distributions paid .....	269.0	131.0	0.0	0.0	0.0	400.0
<b>Total</b> .....	<u>\$279.8</u>	<u>\$161.2</u>	<u>\$10.0</u>	<u>\$61.5</u>	<u>\$73.1</u>	<u>\$585.6</u>

## B. Significant Changes

See “Item 18. Financial Statements—Note 18. Subsequent Events” below.

## ITEM 9. THE OFFER AND LISTING

### *Trading on the New York Stock Exchange*

Since our initial public offering in the United States on November 4, 2010, our common stock has been listed on the New York Stock Exchange under the symbol “CMRE.” The following table shows the high and low closing sales prices for our common stock during the indicated periods.

	Price Range	
	High	Low
2010 .....	\$14.46	\$10.75
2011 .....	18.11	11.39
2012 .....	16.05	12.35
First Quarter 2011 .....	17.40	14.33
Second Quarter 2011 .....	18.11	16.30
Third Quarter 2011 .....	17.68	12.31
Fourth Quarter 2011 .....	14.31	11.39
First Quarter 2012 .....	15.67	13.77
Second Quarter 2012 .....	14.45	12.61
Third Quarter 2012 .....	15.74	12.35
Fourth Quarter 2012 .....	16.05	12.50
August 2012 .....	13.17	12.35
September 2012 .....	15.74	14.18
October 2012 .....	16.05	13.33
November 2012 .....	14.21	12.50
December 2012 .....	14.32	13.51
January 2013 .....	15.75	14.44
February 1, 2013 to February 28, 2013 .....	15.45	14.62

## ITEM 10. ADDITIONAL INFORMATION

### A. Share Capital

Under our articles of incorporation, our authorized capital stock consists of 1,000,000,000 shares of common stock, par value \$0.0001 per share, of which, as of December 31, 2012, 74,800,000 shares were issued and outstanding, and 100,000,000 shares of blank check preferred stock, par value \$0.0001 per share, of which, as of December 31, 2012, no shares were issued and outstanding. Of this blank check preferred stock, 10,000,000 shares have been designated Series A Participating Preferred Stock in connection with our adoption of a stockholder rights plan as described below under “—Stockholder Rights Plan”. All of our shares of stock are in registered form.

Please see Note 12 to our financial statements included at the end of this annual report for a discussion of the history of our share capital.

## **B. Memorandum and Articles of Association**

Our purpose, as stated in our articles of incorporation, is to engage in any lawful act or activity for which corporations may now or hereafter be organized under the BCA. Our articles of incorporation and bylaws do not impose any limitations on the ownership rights of our stockholders.

Under our bylaws, annual stockholder meetings will be held at a time and place selected by our board of directors. The meetings may be held inside or outside of the Marshall Islands. Special meetings may be called by the chairman of the board of directors, the chief executive officer or a majority of the board of directors. Our board of directors may set a record date between 15 and 60 days before the date of any meeting to determine the stockholders that will be eligible to receive notice and vote at the meeting. Our bylaws permit stockholder action by unanimous written consent.

We are registered in the Republic of the Marshall Islands at The Trust Company of the Marshall Islands, Inc., Registrar of Corporation for non-resident corporations, under registration number 29593.

### ***Directors***

Under our bylaws, our directors are elected by a plurality of the votes cast at each annual meeting of the stockholders by the holders of shares entitled to vote in the election. There is no provision for cumulative voting.

Pursuant to the provisions of our bylaws, the board of directors may change the number of directors to not less than three, nor more than 15, by a vote of a majority of the entire board. Each director shall be elected to serve until the third succeeding annual meeting of stockholders and until his or her successor shall have been duly elected and qualified, except in the event of death, resignation or removal. A vacancy on the board created by death, resignation, removal (which may only be for cause), or failure of the stockholders to elect the entire class of directors to be elected at any election of directors or for any other reason may be filled only by an affirmative vote of a majority of the remaining directors then in office, even if less than a quorum, at any special meeting called for that purpose or at any regular meeting of the board of directors. The board of directors has the authority to fix the amounts which shall be payable to the non-employee members of our board of directors for attendance at any meeting or for services rendered to us.

### ***Common Stock***

Each outstanding share of common stock entitles the holder to one vote on all matters submitted to a vote of stockholders. Subject to preferences that may be applicable to any outstanding shares of preferred stock, holders of shares of common stock are entitled to receive ratably all dividends, if any, declared by our board of directors out of funds legally available for dividends. Upon our dissolution or liquidation or the sale of all or substantially all of our assets, after payment in full of all amounts required to be paid to creditors and to the holders of preferred stock having liquidation preferences, if any, the holders of our common stock will be entitled to receive pro rata our remaining assets available for distribution. Holders of common stock do not have conversion, redemption or preemptive rights to subscribe to any of our securities. All outstanding shares of common stock are fully paid and non-assessable. The rights, preferences and privileges of holders of common stock are subject to the rights of the holders of any shares of preferred stock which we may issue in the future. Our common stock is not subject to any sinking fund provisions and no holder of any shares will be required to make additional contributions of capital with respect to our shares in the future. There are no provisions in our articles of incorporation or bylaws discriminating against a stockholder because of his or her ownership of a particular number of shares.

We are not aware of any limitations on the rights to own our common stock, including rights of non-resident or foreign stockholders to hold or exercise voting rights on our common stock, imposed by foreign law or by our articles of incorporation or bylaws.

### ***Preferred Stock***

Our articles of incorporation authorize our board of directors, without any further vote or action by our stockholders, to issue up to 100,000,000 shares of blank check preferred stock, of which 10,000,000 shares have been designated Series A Participating Preferred Stock, in connection with our adoption of a stockholder rights plan as described below under “—Stockholder Rights Plan”, and to determine, with respect to any series of preferred stock established by our board of directors, the terms and rights of that series, including:

- the designation of the series;
- the number of shares of the series;
- the preferences and relative, participating, option or other special rights, if any, and any qualifications, limitations or restrictions of such series; and
- the voting rights, if any, of the holders of the series.

### ***Stockholder Rights Plan***

Each share of our common stock includes a right that entitles the holder to purchase from us a unit consisting of one-thousandth of a share of our Series A participating preferred stock at a purchase price of \$25.00 per unit, subject to specified adjustments. The rights are issued pursuant to a stockholder rights agreement between us and American Stock Transfer & Trust Company, as rights agent. Until a right is exercised, the holder of a right will have no rights to vote or receive dividends or any other stockholder rights.

The rights may have anti-takeover effects. The rights will cause substantial dilution to any person or group that attempts to acquire us without the approval of our board of directors. As a result, the overall effect of the rights may be to render more difficult or discourage any attempt to acquire us. Because our board of directors can approve a redemption of the rights for a permitted offer, the rights should not interfere with a merger or other business combination approved by our board of directors. The adoption of the rights agreement was approved by our existing stockholders prior to our initial public offering in November 2010.

We have summarized the material terms and conditions of the rights agreement and the rights below. For a complete description of the rights, we encourage you to read the stockholder rights agreement, which we have filed as an exhibit to this annual report.

### ***Detachment of rights***

The rights are attached to all certificates representing our outstanding common stock and will attach to all common stock certificates we issue prior to the rights distribution date that we describe below. The rights are not exercisable until after the rights distribution date and will expire at the close of business on the tenth anniversary date of the adoption of the rights plan, unless we redeem or exchange them earlier as described below. The rights will separate from the common stock and a rights distribution date will occur, subject to specified exceptions, on the earlier of the following two dates:

- ten days following the first public announcement that a person or group of affiliated or associated persons or an “acquiring person” has acquired or obtained the right to acquire beneficial ownership of 15% or more of our outstanding common stock; or
- ten business days following the start of a tender or exchange offer that would result, if closed, in a person becoming an “acquiring person”.

Our controlling stockholders are excluded from the definition of “acquiring person” for purposes of the rights, and therefore their ownership or future share acquisitions cannot trigger the rights. Specified “inadvertent” owners that would otherwise become an acquiring person, including those who would have this designation as a result of repurchases of common stock by us, will not become acquiring persons as a result of those transactions.

Our board of directors may defer the rights distribution date in some circumstances, and some inadvertent acquisitions will not result in a person becoming an acquiring person if the person promptly divests itself of a sufficient number of shares of common stock.

Until the rights distribution date:

- our common stock certificates will evidence the rights, and the rights will be transferable only with those certificates; and
- any new shares of common stock will be issued with rights, and new certificates will contain a notation incorporating the rights agreement by reference.

As soon as practicable after the rights distribution date, the rights agent will mail certificates representing the rights to holders of record of common stock at the close of business on that date. As of the rights distribution date, only separate rights certificates will represent the rights.

We will not issue rights with any shares of common stock we issue after the rights distribution date, except as our board of directors may otherwise determine.

#### *Flip-in event*

A “flip-in event” will occur under the rights agreement when a person becomes an acquiring person. If a flip-in event occurs and we do not redeem the rights as described under the heading “—Redemption of rights” below, each right, other than any right that has become void, as described below, will become exercisable at the time it is no longer redeemable for the number of shares of common stock, or, in some cases, cash, property or other of our securities, having a current market price equal to two times the exercise price of such right.

If a flip-in event occurs, all rights that then are, or in some circumstances that were, beneficially owned by or transferred to an acquiring person or specified related parties will become void in the circumstances which the rights agreement specifies.

#### *Flip-over event*

A “flip-over event” will occur under the rights agreement when, at any time after a person has become an acquiring person:

- we are acquired in a merger or other business combination transaction; or
- 50% or more of our assets, cash flows or earning power is sold or transferred.

If a flip-over event occurs, each holder of a right, other than any right that has become void as we describe under the heading “—Flip-in event” above, will have the right to receive the number of shares of common stock of the acquiring company having a current market price equal to two times the exercise price of such right.

#### *Antidilution*

The number of outstanding rights associated with our common stock is subject to adjustment for any stock split, stock dividend or subdivision, combination or reclassification of our common stock occurring prior to the rights distribution date. With some exceptions, the rights agreement does not require us to adjust the exercise price of the rights until cumulative adjustments amount to at least 1% of the exercise price. It also does not require us to issue fractional shares of our preferred stock that are not integral multiples of one one-hundredth of a share, and, instead, we may make a cash adjustment based on the market price of the common stock on the last trading date prior to the date of exercise. The rights agreement reserves us the right to require, prior to the occurrence of any flip-in event or flip-over event that, on any exercise of rights, a number of rights must be exercised so that we will issue only whole shares of stock.

### *Redemption of rights*

At any time until ten days after the date on which the occurrence of a flip-in event is first publicly announced, we may redeem the rights in whole, but not in part, at a redemption price of \$0.01 per right. The redemption price is subject to adjustment for any stock split, stock dividend or similar transaction occurring before the date of redemption. At our option, we may pay that redemption price in cash, shares of common stock or any other consideration our board of directors may select. The rights are not exercisable after a flip-in event until they are no longer redeemable. If our board of directors timely orders the redemption of the rights, the rights will terminate on the effectiveness of that action.

### *Exchange of rights*

We may, at our option, exchange the rights (other than rights owned by an acquiring person or an affiliate or an associate of an acquiring person, which have become void), in whole or in part. The exchange must be at an exchange ratio of one share of common stock per right, subject to specified adjustments at any time after the occurrence of a flip-in event and prior to:

- any person other than our existing stockholder becoming the beneficial owner of common stock with voting power equal to 50% or more of the total voting power of all shares of common stock entitled to vote in the election of directors; or
- the occurrence of a flip-over event.

### *Amendment of terms of rights*

While the rights are outstanding, we may amend the provisions of the rights agreement only as follows:

- to cure any ambiguity, omission, defect or inconsistency;
- to make changes that do not adversely affect the interests of holders of rights, excluding the interests of any acquiring person; or
- to shorten or lengthen any time period under the rights agreement, except that we cannot change the time period when rights may be redeemed or lengthen any time period, unless such lengthening protects, enhances or clarifies the benefits of holders of rights other than an acquiring person.

At any time when no rights are outstanding, we may amend any of the provisions of the rights agreement, other than decreasing the redemption price.

### *Dissenters' Rights of Appraisal and Payment*

Under the BCA, our stockholders have the right to dissent from various corporate actions, including any merger or sale of all, or substantially all, of our assets not made in the usual course of our business, and receive payment of the fair value of their shares. In the event of any amendment of our articles of incorporation, a stockholder also has the right to dissent and receive payment for his or her shares if the amendment alters certain rights in respect of those shares. The dissenting stockholder must follow the procedures set forth in the BCA to receive payment. In the event that we and any dissenting stockholder fail to agree on a price for the shares, the BCA procedures involve, among other things, the institution of proceedings in the high court of the Republic of The Marshall Islands or in any appropriate court in any jurisdiction in which our shares are primarily traded on a local or national securities exchange. The value of the shares of the dissenting stockholder is fixed by the court after reference, if the court so elects, to the recommendations of a court-appointed appraiser.

### *Stockholders' Derivative Actions*

Under the BCA, any of our stockholders may bring an action in our name to procure a judgment in our favor, also known as a derivative action, *provided* that the stockholder bringing the

action is a holder of common stock both at the time the derivative action is commenced and at the time of the transaction to which the action relates.

### ***Limitations on Liability and Indemnification of Officers and Directors***

The BCA authorizes corporations to limit or eliminate the personal liability of directors and officers to corporations and their stockholders for monetary damages for breaches of directors' fiduciary duties. Our articles of incorporation include a provision that eliminates the personal liability of directors for monetary damages for actions taken as a director to the fullest extent permitted by law.

Our bylaws provide that we must indemnify our directors and officers to the fullest extent authorized by law. We are also expressly authorized to advance certain expenses (including attorneys' fees and disbursements and court costs) to our directors and officers and carry directors' and officers' insurance providing indemnification for our directors, officers and certain employees for some liabilities. We believe that these indemnification provisions and insurance are useful to attract and retain qualified directors and executive officers.

The limitation of liability and indemnification provisions in our articles of incorporation and bylaws may discourage stockholders from bringing a lawsuit against directors for breach of their fiduciary duty. These provisions may also have the effect of reducing the likelihood of derivative litigation against directors and officers, even though such an action, if successful, might otherwise benefit us and our stockholders. In addition, stockholders' investments may be adversely affected to the extent we pay the costs of settlement and damage awards against directors and officers pursuant to these indemnification provisions.

There is currently no pending material litigation or proceeding involving any of our directors, officers or employees for which indemnification is sought.

### ***Anti-Takeover Effect of Certain Provisions of Our Articles of Incorporation and Bylaws***

Several provisions of our articles of incorporation and bylaws, which are summarized in the following paragraphs, may have anti-takeover effects. These provisions are intended to avoid costly takeover battles, lessen our vulnerability to a hostile change of control and enhance the ability of our board of directors to maximize stockholder value in connection with any unsolicited offer to acquire us. However, these anti-takeover provisions could also delay, defer or prevent (a) the merger or acquisition of our company by means of a tender offer, a proxy contest or otherwise that a stockholder might consider in its best interest, including attempts that may result in a premium over the market price for the shares held by the stockholders, and (b) the removal of incumbent officers and directors.

### ***Blank check preferred stock***

Under the terms of our articles of incorporation, our board of directors has authority, without any further vote or action by our stockholders, to issue up to 100,000,000 shares of blank check preferred stock, of which 10,000,000 shares have been designated Series A Participating Preferred Stock, in connection with our adoption of a stockholder rights plan as described above under "—Stockholder Rights Plan". Our board of directors may issue shares of preferred stock on terms calculated to discourage, delay or prevent a change of control of our company or the removal of our management.

### ***Classified board of directors***

Our articles of incorporation provide for a board of directors serving staggered, three-year terms. Approximately one-third of our board of directors will be elected each year. This classified board provision could discourage a third party from making a tender offer for our shares or attempting to obtain control of our company. It could also delay stockholders who do not agree with

the policies of the board of directors from removing a majority of the board of directors for two years.

#### *Election and removal of directors*

Our articles of incorporation prohibit cumulative voting in the election of directors. Our bylaws require parties other than the board of directors to give advance written notice of nominations for the election of directors. Our articles of incorporation and bylaws also provide that our directors may be removed only for cause. These provisions may discourage, delay or prevent the removal of incumbent officers and directors.

#### *Calling of special meeting of stockholders*

Our articles of incorporation and bylaws provide that special meetings of our stockholders may only be called by our chairman of the board of directors, chief executive officer or by either, at the request of a majority of our board of directors.

#### *Advance notice requirements for stockholder proposals and director nominations*

Our bylaws provide that stockholders seeking to nominate candidates for election as directors or to bring business before an annual meeting of stockholders must provide timely notice of their proposal in writing to the corporate secretary.

Generally, to be timely, a stockholder's notice must be received at our offices not less than 90 days nor more than 120 days prior to the first anniversary date of the previous year's annual meeting. Our bylaws also specify requirements as to the form and content of a stockholder's notice. These provisions may impede stockholders' ability to bring matters before an annual meeting of stockholders or to make nominations for directors at an annual meeting of stockholders.

### **C. Material Contracts**

The following is a summary of each material contract that we have entered into outside the ordinary course of business during the two-year period immediately preceding the date of this annual report. Such summaries are not intended to be complete and reference is made to the contracts themselves, which are exhibits to this annual report.

- (a) Management Agreement, dated November 3, 2010, between Costamare Shipping Company S.A. and Costamare Inc. For a description of the Group Management Agreement, please see "Item 7. Major Shareholders and Related Party Transactions—B. Related Party Transactions—Management Agreement".
- (b) Form of Ship Management Agreement between Costamare Shipping Company S.A. and CIEL Ship management S.A., please see "Item 7. Major Shareholders and Related Party Transactions—B. Related Party Transactions—Management Agreement".
- (c) Form of Ship Management Agreement between Costamare Shipping Company S.A. and Shanghai Costamare Ship Management Co., Ltd., please see "Item 7. Major Shareholders and Related Party Transactions—B. Related Party Transactions—Management Agreement".
- (d) Restrictive Covenant Agreement, dated November 3, 2010, between Costamare Inc. and Konstantinos Konstantakopoulos, please see "Item 7. Major Shareholders and Related Party Transactions—Related Party Transactions—Restrictive Covenant Agreements".
- (e) Stockholder Rights Agreement, dated October 19, 2010, between Costamare Inc. and American Stock Transfer & Trust Company, LLC, as Rights Agent. For a description of the Stockholder Rights Agreement, please see "Item 10. Additional Information—B. Memorandum and Articles of Association—Stockholder Rights Plan".
- (f) Registration Rights Agreement, dated November 3, 2010, between Costamare Inc. and the Stockholders named therein. For a description of the Registration Rights Agreement, please



see “Item 7. Major Shareholders and Related Party Transactions—B. Related Party Transactions—Registration Rights Agreement”.

- (g) Facility Agreement dated July 22, 2008 (the “Facility Agreement”) relating to a loan facility of US\$1,000,000,000 comprising (i) a term loan facility of up to US\$700,000,000 and (ii) a revolving credit facility of up to US\$300,000,000 among the lenders and financial institutions set out on Schedule I thereto, Commerzbank AG as successor to Deutsche Schiffsbank Aktiengesellschaft, as joint arranger, agent, swap bank and security agent, Bayerische Hypo-Und Vereinsbank Aktiengesellschaft, as joint arranger, swap bank and account bank, HSH Nordbank AG, as swap bank, and Costamare Inc., as borrower, please see “Item 5. Operating and Financial Review and Prospects—B. Liquidity and Capital Resources—Credit Facilities”.
- (h) First Supplemental Agreement dated April 23, 2010 in relation to the Facility Agreement, please see “Item 5. Operating and Financial Review and Prospects—B. Liquidity and Capital Resources—Credit Facilities”.
- (i) Second Supplemental Agreement dated June 22, 2010 in relation to the Facility Agreement, please see “Item 5. Operating and Financial Review and Prospects—B. Liquidity and Capital Resources—Credit Facilities”.
- (j) Third Supplemental Agreement dated September 6, 2011 in relation to the Facility Agreement, please see “Item 5. Operating and Financial Review and Prospects—B. Liquidity and Capital Resources—Credit Facilities”.
- (k) Loan Agreement dated January 14, 2011 for a loan facility of up to US\$203,343,000 in twelve advances and a guarantee facility of up to US\$28,856,781 between DnB NOR Bank ASA, The Export-Import Bank of China and China Everbright Bank, as lenders, and Adele Shipping Co., Bastian Shipping Co. and Cadence Shipping Co., as joint and several borrowers, please see “Item 5. Operating and Financial Review and Prospects—B. Liquidity and Capital Resources—Credit Facilities”.
- (l) Trademark Licensing Agreement between the Company and Costamare Shipping Company S.A., please see “Item 7. Major Shareholders and Related Party Transactions—B. Related Party Transactions—Trademark Licensing Agreement”.
- (m) Facility Agreement dated August 16, 2011 for a loan facility of up to US\$229,200,000 in twelve advances between DnB NOR Bank ASA, ABN Amro Bank N.V., Bank of America N.A. and ING Bank as lenders and Quentin Shipping Co., Undine Shipping Co. and Sander Shipping Co., as joint and several borrowers, please see “Item 5. Operating and Financial Review and Prospects—B. Liquidity and Capital Resources—Credit Facilities”.
- (n) Restrictive Covenant Agreement, dated July 24, 2012, between Costamare Inc. and Konstantinos Zacharatos, please see “Item 7. Major Shareholders and Related Party Transactions—B. Related Party Transactions—Restrictive Covenant Agreements”.
- (o) Fourth Supplemental Agreement dated December 17, 2012 in relation to the Facility Agreement, please see “Item 5. Operating and Financial Review and Prospects—B. Liquidity and Capital Resources—Credit Facilities”.
- (p) Form of Ship Management Agreement between Costamare Shipping Company S.A. and V.Ships Greece Ltd., please see “Item 4. Information on the Company—B. Business Overview—Management of Our Fleet”.
- (q) Agreement Relating to Group Management Agreement and Shipmanagement Agreements between Costamare Shipping Company S.A. and Costamare Inc., dated January 22, 2013, please see “Item 4. Information on the Company—B. Business Overview—Management of Our Fleet”.

#### **D. Exchange Controls and Other Limitations Affecting Security Holders**

Under Marshall Islands law, there are currently no restrictions on the export or import of capital, including foreign exchange controls or restrictions that affect the remittance of dividends, interest or other payments to non-resident holders of our common stock.

#### **E. Tax Considerations**

##### ***Marshall Islands Tax Considerations***

We are a non-resident domestic Marshall Islands corporation. Because we do not, and we do not expect that we will, conduct business or operations in the Marshall Islands, under current Marshall Islands law we are not subject to tax on income or capital gains and our stockholders (so long as they are not citizens or residents of the Marshall Islands) will not be subject to Marshall Islands taxation or withholding on dividends and other distributions (including upon a return of capital) we make to our stockholders. In addition, so long as our stockholders are not citizens or residents of the Marshall Islands, our stockholders will not be subject to Marshall Islands stamp, capital gains or other taxes on the purchase, holding or disposition of our common stock, and our stockholders will not be required by the Republic of the Marshall Islands to file a tax return relating to our common stock.

Each stockholder is urged to consult their tax counselor or other advisor with regard to the legal and tax consequences, under the laws of pertinent jurisdictions, including the Marshall Islands, of their investment in us. Further, it is the responsibility of each stockholder to file all state, local and non- U.S., as well as U.S. federal tax returns that may be required of them.

##### ***Liberian Tax Considerations***

The Republic of Liberia enacted a new income tax act effective as of January 1, 2001 (the “New Act”). In contrast to the income tax law previously in effect since 1977, the New Act does not distinguish between the taxation of “non-resident” Liberian corporations, such as our Liberian subsidiaries, which conduct no business in Liberia and were wholly exempt from taxation under the prior law, and “resident” Liberian corporations, which conduct business in Liberia and are (and were under the prior law) subject to taxation.

The New Act was amended by the Consolidated Tax Amendments Act of 2011, which was published and became effective on November 1, 2011 (the “Amended Act”). The Amended Act specifically exempts from taxation non-resident Liberian corporations such as our Liberian subsidiaries that engage in international shipping (and are not engaged in shipping exclusively within Liberia) and that do not engage in other business or activities in Liberia other than those specifically enumerated in the Amended Act. In addition, the Amended Act made such exemption from taxation retroactive to the effective date of the New Act.

If, however, our Liberian subsidiaries were subject to Liberian income tax under the Amended Act, they would be subject to tax at a rate of 35% on their worldwide income. As a result, their, and subsequently our, net income and cash flow would be materially reduced. In addition, as the ultimate stockholder of the Liberian subsidiaries, we would be subject to Liberian withholding tax on dividends paid by our Liberian subsidiaries at rates ranging from 15% to 20%.

##### ***United States Federal Income Tax Considerations***

The following discussion of U.S. Federal income tax matters is based on the Code, judicial decisions, administrative pronouncements, and existing and proposed regulations issued by the U.S. Department of the Treasury, all of which are subject to change, possibly with retroactive effect. This discussion does not address any U.S. state or local tax matters. You are encouraged to consult your own tax advisor regarding the particular United States federal, state and local and foreign income and other tax consequences of acquiring, owning and disposing of our common stock that may be applicable to you.

### *Taxation of Our Shipping Income*

Subject to the discussion of “effectively connected” income below, unless exempt from U.S. Federal income tax under the rules contained in Section 883 of the Code and the Treasury Regulations promulgated thereunder, a non-U.S. corporation is, under the rules of Section 887 of the Code, subject to a 4% U.S. Federal income tax in respect of its U.S. source gross transportation income (without the allowance for deductions).

For this purpose, U.S. source gross transportation income includes 50% of the shipping income that is attributable to transportation that begins or ends (but that does not both begin and end) in the United States. Shipping income attributable to transportation exclusively between non-U.S. ports is generally not subject to any U.S. Federal income tax.

“Shipping income” means income that is derived from:

- (a) the use of vessels;
- (b) the hiring or leasing of vessels for use on a time, operating or bareboat charter basis;
- (c) the participation in a pool, partnership, strategic alliance, joint operating agreement or other joint venture it directly or indirectly owns or participates in that generates such income; or
- (d) the performance of services directly related to those uses.

Under Section 883 of the Code and the Treasury Regulations promulgated thereunder, a non-U.S. corporation will be exempt from U.S. Federal income tax on its U.S. source gross transportation income if:

- (a) it is organized in a foreign country (or the “country of organization”) that grants an “equivalent exemption” to U.S. corporations; and
- (b) either
  - (i) more than 50% of the value of its stock is owned, directly or indirectly, by individuals who are “residents” of our country of organization or of another foreign country that grants an “equivalent exemption” to U.S. corporations; or
  - (ii) its stock is “primarily and regularly traded on an established securities market” in its country of organization, in another country that grants an “equivalent exemption” to U.S. corporations, or in the United States.

We believe that we have qualified and currently intend to continue to qualify for this statutory tax exemption for the foreseeable future. However, no assurance can be given that this will be the case in the future. If we or our subsidiaries are not entitled to this exemption under Section 883 for any taxable year, we or our subsidiaries would be subject for those years to a 4% U.S. Federal income tax on our U.S. source gross transportation income, subject to the discussion of “effectively connected” income below. Since we expect that no more than 50% of our gross shipping income would be treated as U.S. source gross transportation income, we expect that the effective rate of U.S. Federal income tax on our gross transportation income would not exceed 2%. Many of our time charters contain provisions pursuant to which charterers undertake to reimburse us for the 4% gross basis tax on our U.S. source gross transportation income.

To the extent exemption under Section 883 is unavailable, our U.S. source gross transportation income that is considered to be “effectively connected” with the conduct of a U.S. trade or business would be subject to the U.S. corporate income tax currently imposed at rates of up to 35% (net of applicable deductions). In addition, we may be subject to the 30% U.S. “branch profits” tax on earnings effectively connected with the conduct of such trade or business, as determined after allowance for certain adjustments, and on certain interest paid or deemed paid attributable to the conduct of our U.S. trade or business.

Our U.S. source gross transportation income would be considered “effectively connected” with the conduct of a U.S. trade or business only if:

- (a) we had, or were considered to have, a fixed place of business in the United States involved in the earning of U.S. source gross transportation income; and

- (b) substantially all of our U.S. source gross transportation income was attributable to regularly scheduled transportation, such as the operation of a vessel that followed a published schedule with repeated sailings at regular intervals between the same points for voyages that begin or end in the United States.

We believe that we will not meet these conditions because we will not have, or permit circumstances that would result in us having, such a fixed place of business in the United States or any vessel sailing to or from the United States on a regularly scheduled basis.

In addition, income attributable to transportation that both begins and ends in the United States is not subject to the tax rules described above. Such income is subject to either a 30% gross-basis tax or to U.S. corporate income tax on net income at rates of up to 35% (and the branch profits tax discussed above). Although there can be no assurance, we do not expect to engage in transportation that produces shipping income of this type.

#### *Taxation of Gain on Sale of Assets*

Regardless of whether we qualify for the exemption under Section 883 of the Code, we will not be subject to U.S. Federal income taxation with respect to gain realized on a sale of a vessel, *provided* the sale is considered to occur outside of the United States (as determined under U.S. tax principles). In general, a sale of a vessel will be considered to occur outside of the United States for this purpose if title to the vessel (and risk of loss with respect to the vessel) passes to the buyer outside of the United States. We expect that any sale of a vessel will be so structured that it will be considered to occur outside of the United States.

#### *Taxation of United States Holders*

You are a “U.S. holder” if you are a beneficial owner of our common stock and you are a U.S. citizen or resident, a U.S. corporation (or other U.S. entity taxable as a corporation), an estate the income of which is subject to U.S. Federal income taxation regardless of its source, or a trust if a court within the United States is able to exercise primary jurisdiction over the administration of the trust and one or more U.S. persons have the authority to control all substantial decisions of that trust.

If a partnership holds our common stock, the tax treatment of a partner will generally depend upon the status of the partner and upon the activities of the partnership. If you are a partner in a partnership holding our common stock, you should consult your tax advisor.

#### *Distributions on Our Common Stock*

Subject to the discussion of “passive foreign investment companies” (“PFICs”) below, any distributions with respect to our common stock that you receive from us will generally constitute dividends, which may be taxable as ordinary income or “qualified dividend income” as described below, to the extent of our current or accumulated earnings and profits (as determined under U.S. tax principles). Distributions in excess of our earnings and profits will be treated first as a nontaxable return of capital to the extent of your tax basis in our common stock (on a dollar-for-dollar basis) and thereafter as capital gain.

Because we are not a U.S. corporation, if you are a U.S. corporation (or a U.S. entity taxable as a corporation), you will not be entitled to claim a dividends-received deduction with respect to any distributions you receive from us.

Dividends paid with respect to our common stock will generally be treated as “passive category income” for purposes of computing allowable foreign tax credits for U.S. foreign tax credit purposes.

If you are an individual, trust or estate, dividends you receive from us should be treated as “qualified dividend income”, provided that:

- (a) the common stock is readily tradable on an established securities market in the United States (such as the New York Stock Exchange);

- (b) we are not a PFIC for the taxable year during which the dividend is paid or the immediately preceding taxable year (see the discussion below under “—PFIC Status”);
- (c) you own our common stock for more than 60 days in the 121-day period beginning 60 days before the date on which the common stock becomes ex-dividend;
- (d) you are not under an obligation to make related payments with respect to positions in substantially similar or related property; and
- (e) certain other conditions are met.

Qualified dividend income is taxed at a preferential maximum rate of 15% through 2012. For taxable years beginning on or after January 1, 2013, qualified dividend income will be taxed at a preferential maximum rate of 15% or 20%, depending on the income level of the taxpayer.

Special rules may apply to any “extraordinary dividend”. Generally, an extraordinary dividend is a dividend in an amount that is equal to (or in excess of) 10% of your adjusted tax basis (or fair market value in certain circumstances) in a share of our common stock. If we pay an extraordinary dividend on our common stock that is treated as qualified dividend income and if you are an individual, estate or trust, then any loss derived by you from a subsequent sale or exchange of such common stock will be treated as long-term capital loss to the extent of such dividend.

There is no assurance that dividends you receive from us will be eligible for the preferential rates applicable to qualified dividend income. Dividends you receive from us that are not eligible for the preferential rates will be taxed at the ordinary income rates.

In addition, even if we are not a PFIC, under proposed legislation, dividends of a corporation incorporated in a country without a “comprehensive income tax system” paid to U.S. holders who are individuals, estates or trusts would not be eligible for the preferential tax rates. Although the term “comprehensive income tax system” is not defined in the proposed legislation, we believe this rule would apply to us because we are incorporated in the Marshall Islands. As of the date hereof, it is not possible to predict with certainty whether or in what form this proposed legislation will be enacted.

#### *Sale, Exchange or Other Disposition of Common Stock*

Provided that we are not a PFIC for any taxable year, you generally will recognize taxable gain or loss upon a sale, exchange or other disposition of our common stock in an amount equal to the difference between the amount realized by you from such sale, exchange or other disposition and your tax basis in such stock. Such gain or loss will be treated as long-term capital gain or loss if your holding period is greater than one year at the time of the sale, exchange or other disposition. Such capital gain or loss will generally be treated as U.S. source income or loss, as applicable, for U.S. foreign tax credit purposes. Your ability to deduct capital losses against ordinary income is subject to limitations.

#### *Unearned Income Medicare Contribution Tax*

For taxable years beginning on or after January 1, 2013, each U.S. holder who is an individual, estate or trust will generally be subject to a 3.8% Medicare tax on the lesser of (i) such U.S. holder’s “net investment income” for the relevant taxable year, and (ii) the excess of such U.S. holder’s modified adjusted gross income for the taxable year over a certain threshold (which in the case of individuals will be between \$125,000 and \$250,000, depending on the individual’s circumstances). For this purpose, net investment income generally includes dividends on and capital gains from the sale, exchange or other disposition of our common stock, subject to certain exceptions. You are encouraged to consult your own tax advisor regarding the applicability of the Medicare tax to your income and gains from your ownership of our common stock.

#### *PFIC Status*

Special U.S. Federal income tax rules apply to you if you hold stock in a non-U.S. corporation that is classified as a “passive foreign investment company” (or “PFIC”) for U.S. Federal income tax

purposes. In general, we will be treated as a PFIC in any taxable year in which, after applying certain look-through rules, either:

- (a) at least 75% of our gross income for such taxable year consists of “passive income” (e.g., dividends, interest, capital gains and rents derived other than in the active conduct of a rental business); or
- (b) at least 50% of the average value of our assets during such taxable year consists of “passive assets” (i.e., assets that produce, or are held for the production of, passive income).

For purposes of determining whether we are a PFIC, we will be treated as earning and owning our proportionate share of the income and assets, respectively, of any of our subsidiary corporations in which we own at least 25% of the value of the subsidiary’s stock. Income we earned, or are deemed to earn, in connection with the performance of services will not constitute passive income. By contrast, rental income will generally constitute passive income (unless we are treated under certain special rules as deriving our rental income in the active conduct of a trade or business).

There are legal uncertainties involved in determining whether the income derived from time chartering activities constitutes rental income or income derived from the performance of services. In *Tidewater Inc. v. United States*, 565 F.2d 299 (5th Cir. 2009), the Fifth Circuit held that income derived from certain time chartering activities should be treated as rental income rather than services income for purposes of a foreign sales corporation provision of the Code. In a recent published guidance, however, the IRS states that it disagrees with the holding in *Tidewater*, and specifies that time charters should be treated as service contracts. Since we have chartered all our vessels to unrelated charterers on the basis of time charters and since we expect to continue to do so, we believe that we are not now and have never been a PFIC. Our counsel, Cravath, Swaine & Moore LLP, has provided us with an opinion that we should not be a PFIC based on certain representations we made to them, including the representation that Costamare Shipping, which manages the Company’s vessels, is not related to any charterer of the vessels, and of certain assumptions made by them, including the assumption that time charters of the Company will be arranged in a manner substantially similar to the terms of its existing time charters. However, we have not sought, and we do not expect to seek, an IRS ruling on this matter. As a result, the IRS or a court could disagree with our position. No assurance can be given that this result will not occur. In addition, although we intend to conduct our affairs in a manner to avoid, to the extent possible, being classified as a PFIC with respect to any taxable year, we cannot assure you that the nature of our operations will not change in the future, or that we can avoid PFIC status in the future.

As discussed below, if we were to be treated as a PFIC for any taxable year, you generally would be subject to one of three different U.S. Federal income tax regimes, depending on whether or not you make certain elections. Additionally, as a result of new legislation, for each year during which you own our common stock and we are a PFIC, you are required to file IRS Form 8621 with your U.S. Federal income tax return to report your ownership of our common stock. Although a revised version of Form 8621 to provide for the reporting of such ownership is not yet available, after the form is available it will be required to be filed for all preceding years during which the form was required to be filed but was not yet available.

#### *Taxation of U.S. Holders That Make a Timely QEF Election*

If we were a PFIC and if you make a timely election to treat us as a “Qualifying Electing Fund” for U.S. tax purposes (a “QEF Election”), you would be required to report each year your pro rata share of our ordinary earnings and our net capital gain for our taxable year that ends with or within your taxable year, regardless of whether we make any distributions to you. Such income inclusions would not be eligible for the preferential tax rates applicable to qualified dividend income. Your adjusted tax basis in our common stock would be increased to reflect such taxed but undistributed earnings and profits. Distributions of earnings and profits that had previously been taxed would result in a corresponding reduction in your adjusted tax basis in our common stock and would not be taxed again once distributed. You would generally recognize capital gain or loss on the sale, exchange or other disposition of our common stock. Even if you make a QEF Election for one of our taxable years, if we were a PFIC for a prior taxable year during which you held our common

stock and for which you did not make a timely QEF Election, you would also be subject to the more adverse rules described below under “Taxation of U.S. Holders That Make No Election”. Additionally, to the extent any of our subsidiaries is a PFIC, your election to treat us as a “Qualifying Electing Fund” would not be effective with respect to your deemed ownership of the stock of such subsidiary and a separate QEF Election with respect to such subsidiary is required.

You would make a QEF Election by completing and filing IRS Form 8621 with your U.S. Federal income tax return for the year for which the election is made in accordance with the relevant instructions. If we were to become aware that we were to be treated as a PFIC for any taxable year, we would notify all U.S. holders of such treatment and would provide all necessary information to any U.S. holder who requests such information in order to make the QEF Election described above with respect to us and the relevant subsidiaries.

#### *Taxation of U.S. Holders That Make a Timely “Mark-to-Market” Election*

Alternatively, if we were to be treated as a PFIC for any taxable year and, as we believe, our common stock is treated as “marketable stock”, you would be allowed to make a “mark-to-market” election with respect to our common stock, provided you complete and file IRS Form 8621 with your U.S. Federal income tax return for the year for which the election is made in accordance with the relevant instructions. If that election is made, you generally would include as ordinary income in each taxable year the excess, if any, of the fair market value of our common stock at the end of the taxable year over your adjusted tax basis in our common stock. You also would be permitted an ordinary loss in respect of the excess, if any, of your adjusted tax basis in our common stock over its fair market value at the end of the taxable year (but only to the extent of the net amount previously included in income as a result of the mark-to-market election). Your tax basis in our common stock would be adjusted to reflect any such income or loss amount. Gain realized on the sale, exchange or other disposition of our common stock would be treated as ordinary income, and any loss realized on the sale, exchange or other disposition of the common stock would be treated as ordinary loss to the extent that such loss does not exceed the net mark-to-market gains previously included by you. However, to the extent any of our subsidiaries is a PFIC, your “mark-to-market” election with respect to our common stock would not apply to your deemed ownership of the stock of such subsidiary.

#### *Taxation of U.S. Holders That Make No Election*

Finally, if we were treated as a PFIC for any taxable year and if you did not make either a QEF Election or a “mark-to-market” election for that year, you would be subject to special rules with respect to (a) any excess distribution (that is, the portion of any distributions received by you on our common stock in a taxable year in excess of 125% of the average annual distributions received by you in the three preceding taxable years, or, if shorter, your holding period for our common stock) and (b) any gain realized on the sale, exchange or other disposition of our common stock. Under these special rules:

- (i) the excess distribution or gain would be allocated ratably over your aggregate holding period for our common stock;
- (ii) the amount allocated to the current taxable year would be taxed as ordinary income; and
- (iii) the amount allocated to each of the other taxable years would be subject to tax at the highest rate of tax in effect for the applicable class of taxpayer for that year, and an interest charge for the deemed deferral benefit would be imposed with respect to the resulting tax attributable to each such other taxable year.

If you died while owning our common stock, your successor generally would not receive a step-up in tax basis with respect to such stock for U.S. tax purposes.

### ***United States Federal Income Taxation of Non-U.S. Holders***

You are a “non-U.S. holder” if you are a beneficial owner of our common stock (other than a partnership for U.S. tax purposes) and you are not a U.S. holder.

#### ***Distributions on Our Common Stock***

You generally will not be subject to U.S. Federal income or withholding taxes on a distribution received from us with respect to our common stock, unless the income arising from such distribution is effectively connected with your conduct of a trade or business in the United States. If you are entitled to the benefits of an applicable income tax treaty with respect to that income, such income generally is taxable in the United States only if it is attributable to a permanent establishment maintained by you in the United States.

#### ***Sale, Exchange or Other Disposition of Our Common Stock***

You generally will not be subject to U.S. Federal income tax or withholding tax on any gain realized upon the sale, exchange or other disposition of our common stock, unless:

- (a) the gain is effectively connected with your conduct of a trade or business in the United States. If you are entitled to the benefits of an applicable income tax treaty with respect to that gain, that gain generally is taxable in the United States only if it is attributable to a permanent establishment maintained by you in the United States; or
- (b) you are an individual who is present in the United States for 183 days or more during the taxable year of disposition and certain other conditions are met.

Gain that is effectively connected with the conduct of a trade or business in the United States (or so treated) generally will be subject to U.S. Federal income tax, net of certain deductions, at regular U.S. Federal income tax rates. If you are a corporate non-U.S. holder, your earnings and profits that are attributable to the effectively connected income (subject to certain adjustments) may be subject to an additional U.S. branch profits tax at a rate of 30% (or such lower rate as may be specified by an applicable tax treaty).

#### ***United States Backup Withholding and Information Reporting***

In general, if you are a non-corporate U.S. holder, dividend payments (or other taxable distributions) made within the United States will be subject to information reporting requirements and backup withholding tax if you:

- (1) fail to provide us with an accurate taxpayer identification number;
- (2) are notified by the IRS that you have failed to report all interest or dividends required to be shown on your Federal income tax returns; or
- (3) in certain circumstances, fail to comply with applicable certification requirements.

If you are a non-U.S. holder, you may be required to establish your exemption from information reporting and backup withholding by certifying your status on IRS Form W-8BEN, W-8ECI or W-8IMY, as applicable.

If you sell our common stock to or through a U.S. office or broker, the payment of the sales proceeds is subject to both U.S. backup withholding and information reporting unless you certify that you are a non-U.S. person, under penalties of perjury, or you otherwise establish an exemption. If you sell our common stock through a non-U.S. office of a non-U.S. broker and the sales proceeds are paid to you outside the United States, then information reporting and backup withholding generally will not apply to that payment.

However, U.S. information reporting requirements (but not backup withholding) will apply to a payment of sales proceeds, even if that payment is made outside the United States, if you sell our common stock through a non-U.S. office of a broker that is a U.S. person or has certain other connections with the United States.



Backup withholding tax is not an additional tax. Rather, you generally may obtain a refund of any amounts withheld under backup withholding rules that exceed your income tax liability by accurately completing and timely filing a refund claim with the IRS.

Under recently adopted legislation, U.S. individuals who hold certain specified foreign assets with values in excess of certain dollar thresholds are required to report such assets on IRS Form 8938 with their U.S. Federal income tax return, subject to certain exceptions (including an exception for foreign assets held in accounts maintained by U.S. financial institutions). Stock in a foreign corporation, including our common stock, is a specified foreign asset for this purpose. Penalties apply for failure to properly complete and file Form 8938. You are encouraged to consult with your tax advisor regarding the filing of this form.

**F. Dividends and Paying Agents**

Not applicable.

**G. Statement by Experts**

Not applicable.

**H. Documents on Display**

We are subject to the informational requirements of the Securities Exchange Act of 1934, as amended (the “Exchange Act”). In accordance with these requirements, we file reports and other information as a foreign private issuer with the SEC. You may inspect and copy our public filings without charge at the public reference facilities maintained by the SEC at 100 F Street, N.E., Washington, D.C. 20549. Please call the SEC at 1-800-SEC-0330 for further information about the public reference room. You may obtain copies of all or any part of such materials from the SEC upon payment of prescribed fees. You may also inspect reports and other information regarding registrants, such as us, that file electronically with the SEC without charge at a web site maintained by the SEC at <http://www.sec.gov>.

**I. Subsidiary Information**

Not applicable.

## ITEM 11. QUANTITATIVE AND QUALITATIVE DISCLOSURES ABOUT MARKET RISK

### A. Quantitative Information About Market Risk

#### *Interest Rate Risk*

The shipping industry is a capital intensive industry, requiring significant amounts of investment. Much of this investment is provided in the form of long-term debt. Our debt usually contains interest rates that fluctuate with the financial markets. Increasing interest rates could adversely impact future earnings.

Our interest expense is affected by changes in the general level of interest rates, particularly LIBOR. As an indication of the extent of our sensitivity to interest rate changes, an increase of 100 basis points would have decreased our net income and cash flows during the year ended December 31, 2012 by approximately \$3.2 million based upon our debt level during 2012.

The following table sets forth the sensitivity of our long-term debt, including the effect on our consolidated statement of income of our derivative contracts to a 100 basis points increase in LIBOR during the next five years on the same basis.

#### **Net Difference in Earnings and Cash Flows (in millions of U.S. dollars):**

<u>Year</u>	<u>Amount</u>
2013.....	1.8
2014.....	2.3
2015.....	2.8
2016.....	2.5
2017.....	1.6

#### *Interest Rate Swaps*

In connection with certain of our credit facilities under which we pay a floating base rate of interest, we entered into interest rate swap agreements designed to decrease the fluctuation in our financing cash outflows by taking advantage of the relatively lower interest rate environment in recent years. We have recognized these derivative instruments on the balance sheet at their fair value. Pursuant to the adoption of our Risk Management Accounting Policy, and after putting in place the formal documentation required by ASC 815 in order to designate these swaps, as of and after January 1, 2008, as hedging instruments, 27 of the 28 interest rate swaps to which we were a party as at December 31, 2011 and 27 of the 28 interest rate swaps to which we were a party as at December 31, 2012, qualified for hedge accounting, and, accordingly, since that time, only hedge ineffectiveness amounts arising from the differences in the change in fair value of the hedging instrument and the hedged item are recognized in our earnings. Assessment and measurement of prospective and retrospective effectiveness for these interest rate swaps is performed on a quarterly basis, on the financial statement and earnings reporting dates. Prior to January 1, 2008, we recognized changes in the fair value of the interest rate swaps in current period earnings, as these interest rate swap agreements did not qualify as hedging instruments under the requirements in the accounting literature described below because we had not adopted a hedging policy. These changes would occur due to changes in market interest rates for debt with substantially similar credit risk, payment profile and terms. We have not held or issued derivative financial instruments for trading or other speculative purposes.

Set forth below is a table of our interest rate swap arrangements as of December 31, 2012.

**(a) Interest rate swaps that meet the criteria for hedge accounting**

<u>Counterparty</u>	<u>Effective date</u>	<u>Termination date</u>	<u>Notional amount on effective date</u>	<u>Fixed rate (Costamare pays)</u>	<u>Floating rate (Costamare receives)</u>	<u>Fair value Dec. 31, 2012</u>
			(Amounts in thousands of U.S. dollars)			
UNICREDIT .....	30/6/2008	30/06/2015	\$425,000	4.03% p.a.	USD LIBOR 3M BBA	\$ (18,407)
UNICREDIT .....	30/6/2008	30/06/2015	75,000	4.03% p.a.	USD LIBOR 3M BBA	(3,248)
HSH .....	30/9/2008	30/06/2015	100,000	4.09% p.a.	USD LIBOR 3M BBA	(4,403)
COMMERZBANK .....	30/9/2008	30/06/2015	250,000	4.02% p.a.	USD LIBOR 3M BBA	(10,775)
CREDIT AGRICOLE.....	16/5/2008	16/05/2014	75,000	3.88% p.a.	USD LIBOR 6M BBA	(2,671)
CREDIT AGRICOLE.....	16/5/2008	16/05/2014	75,000	3.88% p.a.	USD LIBOR 6M BBA	(2,671)
ALPHA BANK.....	17/6/2008	17/06/2013	73,000	3.57% p.a.	USD LIBOR 6M BBA	(787)
ALPHA BANK.....	17/6/2008	17/06/2013	73,000	3.57% p.a.	USD LIBOR 6M BBA	(787)
RBS .....	21/2/2007	21/02/2017	85,000	Zero cost	Interest rate Collar*	(11,122)
HSBC.....	4/08/2008	5/08/2013	74,000	3.60% p.a.	USD LIBOR 6M BBA	(1,592)
COMMERZBANK .....	30/6/2011	29/6/2018	50,000	3.45% p.a.	USD LIBOR 3M BBA	(19,783)
UNICREDIT .....	30/9/2011	29/6/2018	20,000	4.05% p.a.	USD LIBOR 3M BBA	(26,075)
HSH .....	28/9/2012	29/6/2018	40,000	3.60% p.a.	USD LIBOR 3M BBA	(5,852)
CREDIT AGRICOLE.....	22/8/2011	22/8/2018	65,000	2.79% p.a.	USD LIBOR 6M BBA	(5,087)
ING.....	31/01/2013**	15/12/2020**	133,700	3.51% p.a.	USD LIBOR 6M BBA	(16,672)
DNB.....	15/1/2014**	15/1/2021**	67,781	2.94% p.a.	USD LIBOR 3M BBA	(4,931)
DNB.....	15/2/2014**	15/2/2021**	67,781	2.99% p.a.	USD LIBOR 3M BBA	(4,990)
DNB.....	15/3/2014**	15/3/2021**	67,781	3.03% p.a.	USD LIBOR 3M BBA	(5,019)
DNB.....	20/2/2013**	20/2/2020**	30,000	2.39% p.a.	USD LIBOR 3M BBA	(1,892)
DNB.....	30/4/2013**	30/4/2020**	30,000	2.49% p.a.	USD LIBOR 3M BBA	(1,949)
DNB.....	30/6/2013**	30/6/2020**	30,000	2.58% p.a.	USD LIBOR 3M BBA	(2,009)
ING.....	30/6/2013**	30/6/2020**	30,000	2.41% p.a.	USD LIBOR 3M BBA	(1,751)
ING.....	20/2/2013**	20/2/2020**	30,000	2.24% p.a.	USD LIBOR 3M BBA	(1,684)
ING.....	30/4/2013**	30/4/2020**	30,000	2.32% p.a.	USD LIBOR 3M BBA	(1,703)
ABN.....	30/6/2013**	30/6/2020**	16,400	2.46% p.a.	USD LIBOR 3M BBA	(1,050)
ABN.....	30/4/2013**	30/4/2020**	16,400	2.38% p.a.	USD LIBOR 3M BBA	(1,030)
ABN.....	20/2/2013**	20/2/2020**	16,400	2.29% p.a.	USD LIBOR 3M BBA	(1,006)
					<b>Total fair value</b>	<b><u>\$(158,946)</u></b>

\* Notional amount \$85.0 million amortizing zero-cost collar (2.23%-6.00%) with knock-in floor sold at 2.23% and struck at 6.00%, as a 10-year forward hedge, covering the period from February 2007 to February 2017. The agreement guarantees that the interest rate payable on the Company's loans throughout the 10-year period will always remain between 2.23% and 6.00% excluding margin.

\*\* Assuming effective date occurs at the middle of the three-month window period.

**(b) Interest rate swaps that do not meet the criteria for hedge accounting**

As of both December 31, 2011 and 2012, we had outstanding one interest rate swap agreement for the purpose of managing risks associated with the variability of changing LIBOR-related interest rates. Such agreement did not meet hedge accounting criteria and therefore changes in its fair value are reflected in earnings. More specifically, notional amount \$100.0 million non-amortizing zero-cost collar (1.37%-6.00%) with a knock-in floor sold at 1.37% and struck at 6.00%, as a nine-year forward hedge, covering the period from September 2008 to March 2017. The fair value of this swap when acquired from Costamare Shipping in September 2008 was a liability of \$7.9 million (2008: liability of \$11.5 million). At December 31, 2011, the fair value of this swap was a liability of \$20.3 million resulting in a loss of \$7.3 million which is included in "Gain / (loss) on derivative instruments" in the 2011 consolidated statement of income. At December 31, 2012, the fair value of

this swap was a liability of \$21.9 million resulting in a loss of \$1.6 million which is included in “Gain / (loss) on derivative instruments” in the 2012 consolidated statement of income.

ASC 815, “Derivatives and Hedging”, established accounting and reporting standards for derivative instruments, including certain derivative instruments embedded in other contracts and for hedging activities. All derivatives are recognized in the consolidated financial statements at their fair value. On the inception date of the derivative contract, and on an ongoing basis, and after putting in place the formal documentation required by ASC 815 in order to designate these derivatives as hedging instruments, we designate the derivative as a hedge of a forecasted transaction or the variability of cash flow to be paid (“cash flow” hedge). Changes in the fair value of a derivative that is qualified, designated and highly effective as a cash flow hedge are recorded in other comprehensive income until earnings are affected by the forecasted transaction or the variability of cash flow and are then reported in earnings. Changes in the fair value of undesignated derivative instruments and the ineffective portion of designated derivative instruments are reported in earnings in the period in which those fair value changes have occurred.

### ***Foreign Currency Exchange Risk***

We generate all of our revenue in U.S. dollars, but a substantial portion of our vessel operating expenses, primarily crew wages, are in currencies other than U.S. dollars (mainly in Euro), and any gain or loss we incur as a result of the U.S. dollar fluctuating in value against those currencies is included in vessel operating expenses. As of December 31, 2012, approximately 34% of our outstanding accounts payable were denominated in currencies other than the U.S. dollar (mainly in Euro). We hold cash and cash equivalents mainly in U.S. dollars.

As of December 31, 2012, the Company was engaged in 2 forward Euro/U.S. dollar contracts totaling \$5.0 million at an average forward rate of Euro/U.S. dollar 1.280 expiring in monthly intervals in 2013.

As of December 31, 2011, the Company was engaged in 16 forward Euro/U.S. dollar contracts totaling \$25.0 million at an average forward rate of Euro/U.S. dollar 1.3422 expiring in monthly intervals in 2012.

As of December 31, 2010, the Company was engaged in 16 Euro/U.S. dollar contracts totaling \$36.0 million at an average forward rate of Euro/U.S. dollar 1.3269 expiring in monthly intervals in 2011.

We recognize these financial instruments on our balance sheet at their fair value. These foreign currency forward contracts do not qualify as hedging instruments, and thus we recognize changes in their fair value in our earnings.

### ***Inflation***

We do not consider inflation to be a significant risk to our business in the current environment and foreseeable future.

## **ITEM 12. DESCRIPTION OF SECURITIES OTHER THAN EQUITY SECURITIES**

Not applicable.

## PART II

### ITEM 13. DEFAULTS, DIVIDEND ARREARAGES AND DELINQUENCIES

Please see “Item 5—Operating and Financial Review and Prospects—B. Liquidity and Capital Resources”.

### ITEM 14. MATERIAL MODIFICATIONS TO THE RIGHTS OF SECURITY HOLDERS AND USE OF PROCEEDS

#### A. Material Modifications to the Rights of Security Holders

We adopted a stockholder rights plan on October 19, 2010 that authorizes the issuance to our existing stockholders of preferred share rights and additional shares of common stock if any third party seeks to acquire control of a substantial block of our common stock. See “Item 10. Additional Information—B. Memorandum and Articles of Association—Stockholder Rights Plan” included in this annual report for a description of the stockholder rights plan.

### ITEM 15. CONTROLS AND PROCEDURES

#### A. Disclosure Controls and Procedures

Our management, with the participation of our chief executive officer and chief financial officer, has evaluated the effectiveness of the design and operation of our disclosure controls and procedures, as defined in Rules 13a-15(e) and 15d-15(e) under the Exchange Act as of December 31, 2012. Based on our evaluation, the chief executive officer and the chief financial officer have concluded that our disclosure controls and procedures were effective as of December 31, 2012.

#### B. Management’s Annual Report on Internal Control Over Financial Reporting

Our management is responsible for establishing and maintaining adequate internal control over financial reporting, as defined in Rules 13a-15 (f) and 15d-15(f) under the Exchange Act and for the assessment of the effectiveness of internal control over financial reporting. Our internal control over financial reporting is a process designed to provide reasonable assurance regarding the reliability of financial reporting and the preparation of financial statements for external purposes in accordance with U.S. GAAP.

A company’s internal control over financial reporting includes those policies and procedures that (i) pertain to the maintenance of records that, in reasonable detail, accurately and fairly reflect the transactions and dispositions of the assets of the company; (ii) provide reasonable assurance that transactions are recorded as necessary to permit the preparation of financial statements in accordance with U.S. GAAP, and that receipts and expenditures of the company are being made only in accordance with authorizations of management and directors of the company; and (iii) provide reasonable assurance regarding prevention or timely detection of unauthorized acquisition, use, or disposition of the company’s assets that could have a material effect on the financial statements.

Because of its inherent limitations, internal control over financial reporting may not prevent or detect misstatements. Also, projections of any evaluation of effectiveness to future periods are subject to the risk that controls may become inadequate because of changes in conditions, or that the degree of compliance with the policies or procedures may deteriorate.

In making its assessment of our internal control over financial reporting as of December 31, 2012, management, including the chief executive officer and chief financial officer, used the criteria set forth in Internal Control—Integrated Framework issued by the Committee of Sponsoring Organizations of the Treadway Commission (“COSO”).

Management concluded that, as of December 31, 2012, our internal control over financial reporting was effective. Ernst & Young (Hellas) Certified Auditors Accountants S.A., our independent registered public accounting firm, has audited the financial statements included herein

and our internal control over financial reporting and has issued an attestation report on the effectiveness of our internal control over financial reporting as of December 31, 2012, which is incorporated by reference into Item 15.C below.

**C. Attestation Report of the Registered Public Accounting Firm**

The attestation report on the Company’s internal control over financial reporting issued by the registered public accounting firm that audited the consolidated financial statements, Ernst & Young (Hellas) Certified Auditors Accountants S.A., appears under Item 18 and such report is incorporated herein by reference.

**D. Changes in Internal Control over Financial Reporting**

During the period covered by this annual report, we have made no changes to our internal control over financial reporting that have materially affected or are reasonably likely to materially affect our internal control over financial reporting.

**ITEM 16.A. AUDIT COMMITTEE FINANCIAL EXPERT**

Our Audit Committee consists of two independent directors, Vagn Lehd Møller and Charlotte Stratos, who is the chairman of the committee. Our board of directors has determined that Charlotte Stratos, whose biographical details are included in “Item 6. Directors, Senior Management and Employees—A. Directors and Senior Management”, qualifies as an audit committee financial expert as defined under current SEC regulations.

**ITEM 16.B. CODE OF ETHICS**

We have adopted a Code of Business Conduct and Ethics for all officers and employees of our Company, a copy of which is posted on our website, and may be viewed at <http://costamare.irwebpage.com/ethics.html>.

We will also provide a paper copy of this document free of charge upon written request by our stockholders. Stockholders may direct their requests to the attention of Konstantinos Zacharatos, Secretary, Costamare Inc., 60 Zephyrou Street & Syngrou Avenue, 17564 Athens, Greece. No waivers of the Code of Business Conduct and Ethics have been granted to any person during the fiscal year ended December 31, 2012.

**ITEM 16.C. PRINCIPAL ACCOUNTANT FEES AND SERVICES**

Ernst & Young (Hellas) Certified Auditors Accountants S.A., an independent registered public accounting firm, has audited our annual financial statements acting as our independent auditor for the fiscal years ended December 31, 2011 and 2012.

The chart below sets forth the total amount billed and accrued for Ernst & Young (Hellas) Certified Auditors Accountants S.A. services performed in 2011 and 2012 and breaks down these amounts by the category of service.

	<u>2012</u>	<u>2011</u>
Audit fees.....	€574,875	€675,000
Tax fees.....	€24,150	€0
<b>Total fees</b> .....	<b>€599,025</b>	<b>€675,000</b>

***Audit Fees***

Audit fees represent compensation for professional services rendered for the audit of the consolidated financial statements of the Company, for the audit of internal control over financial reporting as of December 31, 2012 and for the review of the quarterly financial information, as well as in connection with the review of the registration statements and related consents and comfort letters and any other audit services required for SEC or other regulatory filings. Audit fees in

connection with the registration statement on Form F-3 filed with the SEC in January 2012, and with our follow-on public equity offerings completed in March and October 2012, amounted to €49,875 and are included in the 2012 total fees in the aforementioned table.

***Tax fees***

The full amount of tax fees in 2012 relates to tax compliance assurance services in respect of the U.S. tax earnings and profits computation for the year ended December 31, 2012.

***Audit-related fees***

No audit-related fees were billed in 2011 and 2012.

***Pre-approval Policies and Procedures***

The audit committee charter sets forth our policy regarding retention of the independent auditors, giving the audit committee responsibility for the appointment, compensation, retention and oversight of the work of the independent auditors. The audit committee charter provides that the committee is responsible for reviewing and approving in advance the retention of the independent auditors for the performance of all audit and lawfully permitted non-audit services. The chairman of the audit committee or, in the absence of the chairman, any member of the audit committee designated by the chairman, has authority to approve in advance any lawfully permitted non-audit services and fees. The audit committee is authorized to establish other policies and procedures for the pre-approval of such services and fees. Where non-audit services and fees are approved under delegated authority, the action must be reported to the full audit committee at its next regularly scheduled meeting.

**ITEM 16.D. EXEMPTIONS FROM THE LISTING STANDARDS FOR AUDIT COMMITTEES**

None.

**ITEM 16.E. PURCHASES OF EQUITY SECURITIES BY THE ISSUER AND AFFILIATED PURCHASERS**

On March 27, 2012 and October 19, 2012, the Company completed two follow-on public equity offerings. Konstantinos Konstantakopoulos, our chairman and chief executive officer and a principal stockholder, purchased shares in both offerings.

<u>Period</u>	<u>Total Number of Shares Purchased</u>	<u>Average Price Paid per Share (\$)</u>	<u>Total Number of Shares Purchased as Part of Publicly Announced Plans or Programs</u>	<u>Maximum Number of Shares that May Yet Be Purchased Under the Plans or Programs</u>
March 2012 .....	250,000	14.10	—	—
October 2012 .....	<u>233,333</u>	<u>14.00</u>	—	—
<b>Total</b> .....	<b>483,333</b>	<b>14.05</b>	—	—

**ITEM 16.F. CHANGE IN REGISTRANT’S CERTIFYING ACCOUNTANT**

Not Applicable.

**ITEM 16.G. CORPORATE GOVERNANCE**

**Statement of Significant Differences Between our Corporate Governance Practices and the New York Stock Exchange Corporate Governance Standards for U.S. Non-Controlled Issuers**

***Overview***

Pursuant to certain exceptions for foreign private issuers and controlled companies, we are not required to comply with certain of the corporate governance practices followed by U.S. and non-

controlled companies under the New York Stock Exchange listing standards. However, pursuant to Section 303.A.11 of the New York Stock Exchange Listed Company Manual and the requirements of Form 20-F, we are required to state any significant differences between our corporate governance practices and the practices required by the New York Stock Exchange. We believe that our established practices in the area of corporate governance are in line with the spirit of the New York Stock Exchange standards and provide adequate protection to our stockholders. The significant differences between our corporate governance practices and the New York Stock Exchange standards applicable to listed U.S. companies are set forth below.

### ***Independent Directors***

Pursuant to NYSE Rule 303A.01, the New York Stock Exchange requires that listed companies have a majority of independent directors. As permitted under Marshall Islands law and our bylaws, our board of directors consists of a majority of non-independent directors.

### ***Corporate Governance, Nominating and Compensation Committee***

Pursuant to NYSE Rules 303A.04 and 303A.05, the New York Stock Exchange requires that a listed U.S. company have a nominating/corporate governance committee and a compensation committee, each composed entirely of independent directors. As permitted under Marshall Islands law, we have a combined corporate governance, nominating and compensation committee, which at present is composed wholly of two independent directors and one non-independent director.

Amended NYSE Rules 303A.02 and 303A.05, which become operative in July 2013, contain new independence requirements for compensation committee directors and compensation committee advisers for U.S. listed companies, as required by the Dodd-Frank Wall Street Reform and Consumer Protection Act of 2010. Marshall Islands law does not have similar requirements, therefore we may not adhere to these new requirements.

### ***Audit Committee***

Pursuant to NYSE Rule 303A.07, the New York Stock Exchange requires that the audit committee of a listed U.S. company have a minimum of three members. As permitted under Marshall Islands law, our audit committee consists of two members.

## **ITEM 16.H. MINE SAFETY DISCLOSURE**

Not Applicable.



## PART III

### ITEM 17. FINANCIAL STATEMENTS

Not Applicable.

### ITEM 18. FINANCIAL STATEMENTS

Reference is made to pages F-1 through F-33 included herein by reference.

### ITEM 19. EXHIBITS

<u>Exhibit No.</u>	<u>Description</u>
1.1	Second Amended and Restated Articles of Incorporation
1.2	First Amended and Restated Bylaws
4.1	Form of Management Agreement between the Company and Costamare Shipping Company S.A. <sup>(1)</sup>
4.2	Form of Ship Management Agreement between Costamare Shipping Company S.A. and CIEL Shipmanagement S.A. <sup>(1)</sup>
4.3	Form of Ship Management Agreement between Costamare Shipping Company S.A. and Shanghai Costamare Ship Management Co., Ltd. <sup>(1)</sup>
4.4	Form of Restrictive Covenant Agreement between the Company and Konstantinos Konstantakopoulos <sup>(1)</sup>
4.5	Form of Stockholders Rights Agreement between the Company and American Stock Transfer & Trust Company, LLC <sup>(1)</sup>
4.6	Form of Registration Rights Agreement between the Company and the Stockholders Named Therein <sup>(1)</sup>
4.7	Form of Trademark Licensing Agreement between the Company and Costamare Shipping Company S.A. <sup>(1)</sup>
4.8	Facility Agreement dated July 22, 2008 (the "Facility Agreement") relating to a loan facility of US\$1,000,000,000 comprising (i) a term loan facility of up to US\$700,000,000 and (ii) a revolving credit facility of up to US\$300,000,000 among the lenders and financial institutions set out on Schedule I thereto, Commerzbank AG as successor to Deutsche Schiffsbank Aktiengesellschaft, as joint arranger, agent, swap bank and security agent, Bayerische Hypo-Und Vereinsbank Aktiengesellschaft, as joint arranger, swap bank and account bank, HSH Nordbank AG, as swap bank, and the Company, as borrower <sup>(1)</sup>
4.9	First Supplemental Agreement dated April 23, 2010 in relation to the Facility Agreement <sup>(1)</sup>
4.10	Second Supplemental Agreement dated June 22, 2010 in relation to the Facility Agreement <sup>(1)</sup>
4.11	Third Supplemental Agreement dated September 6, 2011 in relation to the Facility Agreement <sup>(3)</sup>
4.12	Facility Agreement dated January 14, 2011 for (i) a loan facility of up to US\$203,343,000 and (ii) a guarantee facility of up to US\$28,856,781 among the lenders and financial institutions set out on Schedule I thereto, DnB NOR Bank ASA as agent, security agent, account bank, swap provider and co-arranger, The Export-Import Bank of China as co-arranger and issuing bank, and Adele Shipping Co., Bastian Shipping Co. and Cadence Shipping Co., as joint and several borrowers <sup>(2)</sup>
4.13	Facility Agreement dated August 16, 2011 for a loan facility of up to US\$229,200,000 among the lenders and swap providers set out on Schedule I thereto, DnB NOR Bank ASA as agent, security agent and account bank, and Quentin Shipping Co., Undine Shipping Co. and Sander Shipping Co., as joint and several borrowers <sup>(3)</sup>

<u>Exhibit No.</u>	<u>Description</u>
4.14	Form of Restrictive Covenant Agreement between the Company and Konstantinos Zacharatos
4.15	Fourth Supplemental Agreement dated December 17, 2012 in relation to the Facility Agreement
4.16	Form of Ship Management Agreement between Costamare Shipping Company S.A. and V.Ships Greece Ltd.
4.17	Agreement Relating to Group Management Agreement and Shipmanagement Agreements between Costamare Shipping Company S.A. and Costamare Inc., dated January 22, 2013
8.1	List of Subsidiaries of Costamare Inc.
12.1	Rule 13a-14(a)/15d-14(a) Certification of Costamare Inc.'s Chief Executive Officer
12.2	Rule 13a-14(a)/15d-14(a) Certification of Costamare Inc.'s Chief Financial Officer
13.1	Costamare Inc. Certification of Konstantinos Konstantakopoulos, Chief Executive Officer, pursuant to 18 U.S.C. Section 1350, as adopted pursuant to Section 906 of the U.S. Sarbanes-Oxley Act of 2002
13.2	Costamare Inc. Certification of Gregory Zikos, Chief Financial Officer, pursuant to 18 U.S.C. Section 1350, as adopted pursuant to Section 906 of the U.S. Sarbanes-Oxley Act of 2002
15.1	Consent of Independent Registered Public Accounting Firm
101.INS	XBRL Instance Document
101.SCH	XBRL Taxonomy Extension Schema
101.CAL	XBRL Taxonomy Extension Calculation Linkbase
101.DEF	XBRL Taxonomy Extension Definition Linkbase
101.LAB	XBRL Taxonomy Extension Label Linkbase
101.PRE	XBRL Taxonomy Extension Presentation Linkbase

- (<sup>1</sup>) Previously filed as an exhibit to Costamare Inc.'s Registration Statement on Form F-1 (File No. 333-170033), filed with the SEC on November 1, 2010, and hereby incorporated by reference to such Registration Statement.
- (<sup>2</sup>) Previously filed as Exhibit 4.15 to Costamare Inc.'s Annual Report on Form 20-F for the fiscal year ended December 31, 2010, filed with the SEC on March 22, 2011 and hereby incorporated by reference to such Annual Report.
- (<sup>3</sup>) Previously filed as an exhibit to Costamare Inc.'s Annual Report on Form 20-F for the fiscal year ended December 31, 2011, filed with the SEC on February 29, 2012 and hereby incorporated by reference to such Annual Report.

The registrant hereby agrees to furnish to the SEC upon request a copy of any instrument relating to long-term debt that does not exceed 10% of the total assets of the Company and its subsidiaries.

**SIGNATURE**

Pursuant to the requirements of the Securities Exchange Act of 1934, the registrant has duly caused this Annual Report to be signed on its behalf by the undersigned, thereunto duly authorized.

COSTAMARE INC.,

By /s/ Konstantinos Konstantakopoulos  
Name: Konstantinos Konstantakopoulos  
Title: Chief Executive Officer

Dated: March 1, 2013

**COSTAMARE INC.**

**INDEX TO CONSOLIDATED FINANCIAL STATEMENTS**

	<u>Page</u>
Report of Independent Registered Public Accounting Firm.....	F-2
Report of Independent Registered Public Accounting Firm on Internal Control Over Financial Reporting.....	F-3
Consolidated Balance Sheets as of December 31, 2012 and 2011.....	F-4
Consolidated Statements of Income for the years ended December 31, 2012, 2011 and 2010....	F-5
Consolidated Statements of Comprehensive Income for the years ended December 31, 2012, 2011 and 2010 .....	F-6
Consolidated Statements of Stockholders' Equity for the years ended December 31, 2012, 2011 and 2010.....	F-7
Consolidated Statements of Cash Flows for the years ended December 31, 2012, 2011 and 2010 .....	F-8
Notes to Consolidated Financial Statements.....	F-9

## **REPORT OF INDEPENDENT REGISTERED PUBLIC ACCOUNTING FIRM**

To the Board of Directors and Stockholders of COSTAMARE INC.

We have audited the accompanying consolidated balance sheets of COSTAMARE INC. as of December 31, 2012 and 2011, and the related consolidated statements of income, comprehensive income, stockholders' equity, and cash flows for each of the three years in the period ended December 31, 2012. These financial statements are the responsibility of the Company's management. Our responsibility is to express an opinion on these financial statements based on our audits.

We conducted our audits in accordance with the standards of the Public Company Accounting Oversight Board (United States). Those standards require that we plan and perform the audit to obtain reasonable assurance about whether the financial statements are free of material misstatement. An audit includes examining, on a test basis, evidence supporting the amounts and disclosures in the financial statements. An audit also includes assessing the accounting principles used and significant estimates made by management, as well as evaluating the overall financial statement presentation. We believe that our audits provide a reasonable basis for our opinion.

In our opinion, the financial statements referred to above present fairly, in all material respects, the consolidated financial position of COSTAMARE INC. at December 31, 2012 and 2011, and the consolidated results of its operations and its cash flows for each of the three years in the period ended December 31, 2012, in conformity with U.S. generally accepted accounting principles.

We also have audited, in accordance with the standards of the Public Company Accounting Oversight Board (United States), COSTAMARE INC.'s internal control over financial reporting as of December 31, 2012, based on criteria established in Internal Control-Integrated Framework issued by the Committee of Sponsoring Organizations of the Treadway Commission and our report dated March 1, 2013 expressed an unqualified opinion thereon.

/s/ Ernst & Young (Hellas) Certified Auditors Accountants S.A.  
Athens, Greece

March 1, 2013

**REPORT OF INDEPENDENT REGISTERED PUBLIC ACCOUNTING FIRM  
ON INTERNAL CONTROL OVER FINANCIAL REPORTING**

To the Board of Directors and Stockholders of COSTAMARE INC.

We have audited COSTAMARE INC.'s internal control over financial reporting as of December 31, 2012, based on criteria established in Internal Control—Integrated Framework issued by the Committee of Sponsoring Organizations of the Treadway Commission (the COSO criteria). COSTAMARE INC.'s management is responsible for maintaining effective internal control over financial reporting, and for its assessment of the effectiveness of internal control over financial reporting included in the accompanying Management's Report on Internal Control over Financial Reporting. Our responsibility is to express an opinion on the company's internal control over financial reporting based on our audit.

We conducted our audit in accordance with the standards of the Public Company Accounting Oversight Board (United States). Those standards require that we plan and perform the audit to obtain reasonable assurance about whether effective internal control over financial reporting was maintained in all material respects. Our audit included obtaining an understanding of internal control over financial reporting, assessing the risk that a material weakness exists, testing and evaluating the design and operating effectiveness of internal control based on the assessed risk, and performing such other procedures as we considered necessary in the circumstances. We believe that our audit provides a reasonable basis for our opinion.

A company's internal control over financial reporting is a process designed to provide reasonable assurance regarding the reliability of financial reporting and the preparation of financial statements for external purposes in accordance with generally accepted accounting principles. A company's internal control over financial reporting includes those policies and procedures that (1) pertain to the maintenance of records that, in reasonable detail, accurately and fairly reflect the transactions and dispositions of the assets of the company; (2) provide reasonable assurance that transactions are recorded as necessary to permit preparation of financial statements in accordance with generally accepted accounting principles, and that receipts and expenditures of the company are being made only in accordance with authorizations of management and directors of the company; and (3) provide reasonable assurance regarding prevention or timely detection of unauthorized acquisition, use, or disposition of the company's assets that could have a material effect on the financial statements.

Because of its inherent limitations, internal control over financial reporting may not prevent or detect misstatements. Also, projections of any evaluation of effectiveness to future periods are subject to the risk that controls may become inadequate because of changes in conditions, or that the degree of compliance with the policies or procedures may deteriorate.

In our opinion, COSTAMARE INC. maintained, in all material respects, effective internal control over financial reporting as of December 31, 2012, based on the COSO criteria.

We also have audited, in accordance with the standards of the Public Company Accounting Oversight Board (United States), the consolidated balance sheets of COSTAMARE INC. as of December 31, 2012 and 2011, and the related consolidated statements of income, comprehensive income, stockholders' equity, and cash flows for each of the three years in the period ended December 31, 2012 and our report dated March 1, 2013 expressed an unqualified opinion thereon.

/s/ Ernst & Young (Hellas) Certified Auditors Accountants S.A.  
Athens, Greece

March 1, 2013

**COSTAMARE INC.**  
**CONSOLIDATED BALANCE SHEETS**

	As of December 31,	
	2011	2012
	(Expressed in thousands of U.S. dollars)	
<b>ASSETS</b>		
<b>CURRENT ASSETS:</b>		
Cash and cash equivalents.....	\$ 97,996	\$ 267,321
Restricted cash.....	7,371	5,330
Receivables .....	2,150	2,237
Inventories (Note 5) .....	9,335	9,398
Due from related parties (Note 3) .....	3,585	2,616
Fair value of derivatives (Note 15 and 16).....	—	165
Insurance claims receivable .....	3,076	1,454
Accrued charter revenue (Note 10) .....	13,428	5,100
Prepayments and other.....	1,910	1,862
Vessel held for sale (Note 7).....	—	4,441
<b>Total current assets</b> .....	<b>138,851</b>	<b>299,924</b>
<b>FIXED ASSETS, NET:</b>		
Advances for vessel acquisitions (Note 6).....	148,373	339,552
Vessels, net (Note 7).....	1,618,887	1,582,345
<b>Total fixed assets, net</b> .....	<b>1,767,260</b>	<b>1,921,897</b>
<b>NON CURRENT ASSETS:</b>		
Deferred charges, net (Note 8).....	32,641	34,099
Restricted cash.....	38,707	41,992
Accrued charter revenue (Note 10) .....	5,086	13,422
<b>Total assets</b> .....	<b>\$1,982,545</b>	<b>\$2,311,334</b>
<b>LIABILITIES AND STOCKHOLDERS' EQUITY</b>		
<b>CURRENT LIABILITIES:</b>		
Current portion of long-term debt (Note 9).....	\$ 153,176	\$ 162,169
Accounts payable .....	4,057	5,882
Accrued liabilities.....	13,455	9,292
Unearned revenue (Note 10).....	6,901	5,595
Fair value of derivatives (Note 15 and 16).....	46,481	55,701
Other current liabilities .....	2,519	10,772
<b>Total current liabilities</b> .....	<b>226,589</b>	<b>249,411</b>
<b>NON CURRENT LIABILITIES:</b>		
Long-term debt, net of current portion (Note 9).....	1,290,244	1,399,720
Fair value of derivatives, net of current portion (Note 15 and 16) .....	125,194	125,110
Unearned revenue, net of current portion (Note 10).....	10,532	16,641
<b>Total non-current liabilities</b> .....	<b>1,425,970</b>	<b>1,541,471</b>
<b>COMMITMENTS AND CONTINGENCIES (Note 11)</b>		
<b>STOCKHOLDERS' EQUITY:</b>		
Common stock (Note 12) .....	6	8
Additional paid-in capital (Note 12) .....	519,971	714,100
Accumulated deficit.....	(48,854)	(40,814)
Accumulated other comprehensive loss (Notes 15 and 17) .....	(141,137)	(152,842)
<b>Total stockholders' equity</b> .....	<b>329,986</b>	<b>520,452</b>
<b>Total liabilities and stockholders' equity</b> .....	<b>\$1,982,545</b>	<b>\$2,311,334</b>

The accompanying notes are an integral part of these consolidated financial statements.

**COSTAMARE INC.**  
**CONSOLIDATED STATEMENTS OF INCOME**

	For the years ended December 31,		
	2010	2011	2012
	(Expressed in thousands of U.S. dollars, except share and per share data)		
<b>REVENUES:</b>			
Voyage revenue .....	\$ 353,151	\$ 382,155	\$ 386,155
<b>EXPENSES:</b>			
Voyage expenses.....	(2,076)	(4,218)	(5,533)
Voyage expenses—related parties (Note 3) .....	(410)	(2,877)	(2,873)
Vessels' operating expenses.....	(102,771)	(110,359)	(112,462)
Charter agreement early termination fee (Note 10).....	(9,500)	—	—
General and administrative expenses .....	(1,065)	(3,958)	(3,045)
General and administrative expenses—related parties (Note 3).....	(159)	(1,000)	(1,000)
Management fees—related parties (Note 3).....	(11,256)	(15,349)	(15,171)
Amortization of dry-docking and special survey costs (Note 8).....	(8,465)	(8,139)	(8,179)
Depreciation (Note 7) .....	(70,887)	(78,803)	(80,333)
Gain/(loss) on sale/disposal of vessels, net (Note 7).....	9,588	13,077	(2,796)
Foreign exchange gains/(losses) .....	(273)	133	110
<b>Operating income</b> .....	<u>155,877</u>	<u>170,662</u>	<u>154,873</u>
<b>OTHER INCOME (EXPENSES):</b>			
Interest income .....	1,449	477	1,495
Interest and finance costs (Note 13) .....	(71,949)	(75,441)	(74,734)
Other .....	306	603	(43)
Gain/(loss) on derivative instruments (Note 15).....	(4,459)	(8,709)	(462)
<b>Total other income (expenses)</b> .....	<u>(74,653)</u>	<u>(83,070)</u>	<u>(73,744)</u>
<b>Net Income</b> .....	<u>\$ 81,224</u>	<u>\$ 87,592</u>	<u>\$ 81,129</u>
Earnings per common share, basic and diluted (Note 12) ...	<u>\$ 1.65</u>	<u>\$ 1.45</u>	<u>\$ 1.20</u>
Weighted average number of shares, basic and diluted .....	<u>49,113,425</u>	<u>60,300,000</u>	<u>67,612,842</u>

The accompanying notes are an integral part of these consolidated financial statements.



**COSTAMARE INC.**  
**CONSOLIDATED STATEMENTS OF COMPREHENSIVE INCOME**

	<u>For the years ended December 31,</u>		
	<u>2010</u>	<u>2011</u>	<u>2012</u>
	<u>(Expressed in thousands of U.S. dollars)</u>		
<b>Net income for the year</b> .....	<u>\$ 81,224</u>	<u>\$ 87,592</u>	<u>\$ 81,129</u>
Other comprehensive income/(loss)			
- Unrealized loss on cash flow hedges (Note 15).....	(21,909)	(55,482)	(8,509)
- Unrealized gain on available for sale securities.....	(110)	—	—
- Reclassification adjustment for gain/(loss) on available for sale securities in net income .....	(228)	(8)	—
- Net settlements on interest rate swaps qualifying for cash flow hedge (Note 9) .....	—	(2,752)	(3,196)
<b>Other comprehensive income/(loss) for the year</b> .....	<u>\$(22,247)</u>	<u>\$(58,242)</u>	<u>\$(11,705)</u>
<b>Total comprehensive income for the year</b> .....	<u>\$ 58,977</u>	<u>\$ 29,350</u>	<u>\$ 69,424</u>

The accompanying notes are an integral part of these consolidated financial statements.

**COSTAMARE INC.**  
**CONSOLIDATED STATEMENTS OF STOCKHOLDERS' EQUITY**  
For the years ended December 31, 2010, 2011 and 2012

	<u>Common Stock</u>		<u>Additional</u>	<u>Accumulated</u>	<u>Retained</u>	
	<u># of</u>	<u>Par</u>	<u>Paid-in</u>	<u>Comprehensive</u>	<u>Earnings</u>	
	<u>shares</u>	<u>value</u>	<u>Capital</u>	<u>Income (Loss)</u>	<u>(Accumulated</u>	<u>Total</u>
	<u>(Expressed in thousands of U.S. dollars, except share and per share data)</u>					
<b>BALANCE, January 1, 2010</b> .....	1,880,000	\$—	\$372,034	\$ (60,648)	\$(156,164)	\$155,222
- Common stock issuance .....	45,120,000	5	2,395	—	—	2,400
- Initial public offering proceeds, net .....	13,300,000	1	145,542	—	—	145,543
- Net income.....	—	—	—	—	81,224	81,224
- Other comprehensive income/(loss) .....	—	—	—	(22,247)	—	(22,247)
<b>BALANCE, December 31, 2010</b> .....	<u>60,300,000</u>	<u>\$ 6</u>	<u>\$519,971</u>	<u>\$ (82,895)</u>	<u>\$ (74,940)</u>	<u>\$362,142</u>
- Net income.....	—	—	—	—	87,592	87,592
- Dividends .....	—	—	—	—	(61,506)	(61,506)
- Other comprehensive income/(loss) .....	—	—	—	(58,242)	—	(58,242)
<b>BALANCE, December 31, 2011</b> .....	<u>60,300,000</u>	<u>\$ 6</u>	<u>\$519,971</u>	<u>\$(141,137)</u>	<u>\$ (48,854)</u>	<u>\$329,986</u>
- Net income.....	—	—	—	—	81,129	81,129
- Dividends .....	—	—	—	—	(73,089)	(73,089)
- Other comprehensive income/(loss) .....	—	—	—	(11,705)	—	(11,705)
- Follow-on offerings proceeds, net .....	14,500,000	2	194,800	—	—	194,802
- Follow-on offerings expenses.....	—	—	(671)	—	—	(671)
<b>BALANCE, December 31, 2012</b> .....	<u>74,800,000</u>	<u>\$ 8</u>	<u>\$714,100</u>	<u>\$(152,842)</u>	<u>\$ (40,814)</u>	<u>\$520,452</u>

The accompanying notes are an integral part of these consolidated financial statements.

**COSTAMARE INC.**  
**CONSOLIDATED STATEMENTS OF CASH FLOWS**

	<u>For the years ended December 31,</u>		
	<u>2010</u>	<u>2011</u>	<u>2012</u>
	(Expressed in thousands of U.S. dollars)		
<b>CASH FLOWS FROM OPERATING ACTIVITIES:</b>			
Net income: .....	\$ 81,224	\$ 87,592	\$ 81,129
Adjustments to reconcile net income to net cash provided by operating activities:			
Depreciation .....	70,887	78,803	80,333
Amortization and write off of financing costs .....	1,827	2,747	1,157
Amortization of deferred dry-docking and special survey ..	8,465	8,139	8,179
Amortization of unearned revenue .....	(650)	(650)	(431)
Net settlements on interest rate swaps qualifying for cash flow hedge .....	—	(2,752)	(3,196)
Loss/(gain) on derivative instruments .....	4,459	8,709	462
Loss/(gain) on sale/disposal of vessels, net .....	(9,588)	(13,077)	2,796
Loss/(gain) on sale of investments .....	(148)	8	—
<b>Changes in operating assets and liabilities:</b>			
Receivables .....	(225)	1,210	(87)
Due from related parties .....	7,009	(2,288)	969
Inventories .....	1,945	199	(63)
Insurance claims receivable .....	(71)	(2,329)	1,622
Prepayments and other .....	(763)	518	48
Accounts payable .....	(4,694)	(71)	1,825
Due to related parties .....	(7,253)	—	—
Accrued liabilities .....	1,995	665	(1,162)
Unearned revenue .....	529	2,888	(901)
Other current liabilities .....	(701)	677	344
Dry-dockings .....	(12,705)	(6,122)	(11,171)
Accrued charter revenue .....	(13,596)	30,313	6,261
<b>Net Cash provided by Operating Activities</b> .....	<u>127,946</u>	<u>195,179</u>	<u>168,114</u>
<b>CASH FLOWS FROM INVESTING ACTIVITIES:</b>			
Advances for vessel acquisitions .....	(3,830)	(148,373)	(191,179)
Vessels acquisitions/Additions to vessel cost .....	(50,781)	(190,209)	(74,053)
Proceeds from sale of available for sale securities .....	8,030	6,082	—
Proceeds from the sale of vessels, net .....	22,731	48,742	28,723
<b>Net Cash used in Investing Activities</b> .....	<u>(23,850)</u>	<u>(283,758)</u>	<u>(236,509)</u>
<b>CASH FLOWS FROM FINANCING ACTIVITIES:</b>			
Proceeds from initial public offering, net of related expenses ..	148,827	—	—
Initial public offering costs .....	(3,284)	—	—
Stockholders' contributions .....	2,400	—	—
Follow-on offering proceeds, net of related expenses .....	—	—	194,131
Proceeds from long-term debt .....	—	226,293	288,639
Repayment of long-term debt .....	(93,856)	(124,610)	(170,170)
Payment of financing costs .....	(3,256)	(9,233)	(547)
Dividends paid .....	(10,000)	(61,506)	(73,089)
(Increase) decrease in restricted cash .....	2,565	(4,143)	(1,244)
<b>Net Cash provided by Financing Activities</b> .....	<u>43,396</u>	<u>26,801</u>	<u>237,720</u>
<b>Net increase/(decrease) in cash and cash equivalents</b> .....	147,492	(61,778)	169,325
<b>CASH AND CASH EQUIVALENTS at beginning of the year</b> ...	12,282	159,774	97,996
<b>CASH AND CASH EQUIVALENTS at end of the year</b> .....	<u>\$159,774</u>	<u>\$ 97,996</u>	<u>\$ 267,321</u>
<b>SUPPLEMENTAL CASH INFORMATION</b>			
Cash paid during the year for interest .....	<u>\$ 19,896</u>	<u>\$ 20,783</u>	<u>\$ 28,269</u>

The accompanying notes are an integral part of these consolidated financial statements.

**COSTAMARE INC.**  
**NOTES TO CONSOLIDATED FINANCIAL STATEMENTS**  
For the year ended December 31, 2012  
(Expressed in thousands of U.S. dollars, except share and per share data)

**1. Basis of Presentation and General Information:**

The accompanying consolidated financial statements include the accounts of Costamare Inc. (“Costamare”) and its wholly-owned subsidiaries (collectively, the “Company”). Costamare was formed on April 21, 2008, under the laws of the Republic of the Marshall Islands.

Costamare was incorporated as part of a reorganization to acquire the ownership interest in 53 ship-owning companies (the “predecessor companies”) owned by the Konstantakopoulos family (Vasileios Konstantakopoulos and his three sons Messrs. Konstantinos Konstantakopoulos, Achillefs Konstantakopoulos and Christos Konstantakopoulos, together the “Family”). The reorganization was completed in November 2008. On November 4, 2010, Costamare completed its initial public offering in the United States under the United States Securities Act of 1933, as amended. Furthermore, on March 27, 2012 and on October 19, 2012, the Company completed two follow-on public offerings in the United States under the United States Securities Act of 1933, as amended, and issued 7,500,000 shares and 7,000,000 shares, respectively, par value \$0.0001, at a public offering price of \$14.10 per share and \$14.00 per share, respectively, increasing the issued share capital to 74,800,000 shares. At December 31, 2012, members of the Family owned, directly or indirectly, approximately 64.8% of the outstanding common shares, in the aggregate.

As of December 31, 2011 and 2012, the Company owned and operated a fleet of 46 and 47 container vessels, respectively, with a total carrying capacity of approximately 233,980 TEU and 239,498 TEU, respectively, through wholly-owned subsidiaries incorporated in the Republic of Liberia, providing worldwide marine transportation services by chartering its container vessels to some of the world’s leading liner operators under long, medium and short-term time charters.

At December 31, 2012, Costamare had 84 wholly-owned subsidiaries, all incorporated in the Republic of Liberia, out of which 47 operate vessels, 25 sold or disposed their vessels and became dormant, ten were established in 2010 and 2011 to be used for the acquisition of ten newbuild vessels (Note 6) and two were established to be used for future vessel acquisitions.

**2. Significant Accounting Policies and Recent Accounting Pronouncements:**

*(a) Principles of Consolidation:* The accompanying consolidated financial statements have been prepared in accordance with U.S. generally accepted accounting principles (“U.S. GAAP”). The consolidated financial statements include the accounts of Costamare and its wholly-owned subsidiaries. All intercompany balances and transactions have been eliminated upon consolidation.

Costamare as the holding company determines whether it has a controlling financial interest in an entity by first evaluating whether the entity is a voting interest entity or a variable interest entity. Under Accounting Standards Codification (“ASC”) 810 “Consolidation,” (formerly Accounting Research Bulletin (“ARB”) No. 51) a voting interest entity is an entity in which the total equity investment at risk is sufficient to enable the entity to finance itself independently and provides the equity holders with the obligation to absorb losses, the right to receive residual returns and the right to make financial and operating decisions. Costamare consolidates voting interest entities in which it owns all, or at least a majority (generally, greater than 50%), of the voting interest.

Variable interest entities (“VIE”) are entities as defined under ASC 810-10, that in general either do not have equity investors with voting rights or that have equity investors that do not provide sufficient financial resources for the entity to support its activities. A controlling financial interest in a VIE is present when a company absorbs a majority of an entity’s expected losses, receives a majority of an entity’s expected residual returns, or both. The company with a controlling financial interest, known as the primary beneficiary, is required to consolidate the VIE. The Company evaluates all arrangements that may include a variable interest in an entity to determine if it may be the primary beneficiary, and would be required to include assets, liabilities and operations

**COSTAMARE INC.**  
**NOTES TO CONSOLIDATED FINANCIAL STATEMENTS—(Continued)**  
For the year ended December 31, 2012  
(Expressed in thousands of U.S. dollars, except share and per share data)

of a VIE in its consolidated financial statements. As of December 31, 2011 and 2012, no such interest existed.

**(b) Use of Estimates:** The preparation of consolidated financial statements in conformity with U.S. GAAP requires management to make estimates and assumptions that affect the reported amounts of assets and liabilities and disclosure of contingent assets and liabilities at the date of the consolidated financial statements and the reported amounts of revenues and expenses during the reporting period. Actual results could differ from those estimates.

**(c) Comprehensive Income/(Loss):** In the statement of comprehensive income, the Company presents the change in equity (net assets) during a period from transactions and other events and circumstances from non-owner sources. It includes all changes in equity during a period except those resulting from investments by shareholders and distributions to shareholders. The Company follows the provisions of ASC 220 “Comprehensive Income”, and presents items of net income, items of other comprehensive income (“OCI”) and total comprehensive income in two separate but consecutive statements. Reclassification adjustments between OCI and net income are required to be presented separately on the statement of comprehensive income.

**(d) Foreign Currency Translation:** The functional currency of the Company is the U.S. dollar because the Company’s vessels operate in international shipping markets, and therefore primarily transact business in U.S. dollars. The Company’s books of accounts are maintained in U.S. dollars. Transactions involving other currencies during the year are converted into U.S. dollars using the exchange rates in effect at the time of the transactions. At the balance sheet dates, monetary assets and liabilities, which are denominated in other currencies, are translated into U.S. dollars at the year-end exchange rates. Resulting gains or losses are reflected separately in the accompanying consolidated statements of income.

**(e) Cash and Cash Equivalents:** The Company considers highly liquid investments such as time deposits and certificates of deposit with an original maturity of three months or less to be cash equivalents.

**(f) Restricted Cash:** Restricted cash is additional minimum cash deposits required to be maintained with certain banks under the Company’s borrowing arrangements. Restricted cash includes bank deposits and deposits in so-called “retention accounts” that are required under the Company’s borrowing arrangements which are used to fund the loan installments coming due. The funds can only be used for the purposes of loan repayment.

**(g) Receivables:** The amount shown as receivables, at each balance sheet date, includes receivables from charterers for hire, net of any provision for doubtful accounts. At each balance sheet date, all potentially uncollectible accounts are assessed individually for purposes of determining the appropriate provision for doubtful accounts. No provision for doubtful accounts has been established as of December 31, 2011 and 2012.

**(h) Inventories:** Inventories consist of bunkers, lubricants and spare parts (propellers and tail shafts) which are stated at the lower of cost or market on a consistent basis. Cost incurred to bring inventories to their present location and condition is determined by the first in, first out method.

**(i) Insurance Claims Receivable:** The Company records insurance claim recoveries for insured losses incurred on damage to fixed assets and for insured crew medical expenses. Insurance claim recoveries are recorded, net of any deductible amounts, at the time the Company’s fixed assets suffer insured damages or when crew medical expenses are incurred, recovery is probable under the related insurance policies, and the claim is not subject to litigation.

**(j) Available-for-Sale Securities:** Investments consisting of marketable government bonds (see Note 4) are classified as available-for-sale securities, and reported at fair value as determined based on quoted market prices. Those investments with maturities of less than one year from the balance

**COSTAMARE INC.**  
**NOTES TO CONSOLIDATED FINANCIAL STATEMENTS—(Continued)**  
For the year ended December 31, 2012  
(Expressed in thousands of U.S. dollars, except share and per share data)

sheet date are considered short-term investments. Investments with maturities greater than one year from the balance sheet date are considered long-term investments. Unrealized gains and losses are reported in the statement of comprehensive income, with realized gains and losses recognized upon sale of the security and reported in investment income.

**(k) Vessels, Net:** Vessels are stated at cost, which consists of the contract price and any material expenses incurred upon acquisition (initial repairs, improvements and delivery expenses, interest and on-site supervision costs incurred during the construction periods). Subsequent expenditures for conversions and major improvements are also capitalized when they appreciably extend the life, increase the earning capacity or improve the efficiency or safety of the vessels; otherwise these amounts are charged to expense as incurred.

The cost of each of the Company's vessels is depreciated from the date of acquisition on a straight-line basis over the vessel's remaining estimated economic useful life, after considering the estimated residual value which is equal to the product of vessels' lightweight tonnage and estimated scrap rate (in the range of \$0.150 to \$0.250 per light weight ton). Management estimates the useful life of the Company's vessels to be 30 years from the date of initial delivery from the shipyard. Secondhand vessels are depreciated from the date of their acquisition through their remaining estimated useful life. When regulations place limitations over the ability of a vessel to trade on a worldwide basis, its remaining useful life is adjusted at the date such regulations are adopted.

**(l) Accrued Charter Revenue/Unearned Revenue:** The Company records identified assets or liabilities associated with the acquisition of a vessel at fair value, determined by reference to market data. The Company values any asset or liability arising from the market value of the time charters assumed when a vessel is acquired from entities that are not under common control. This policy does not apply when a vessel is acquired from entities that are under common control. The amount to be recorded as an asset or liability at the date of vessel delivery is based on the difference between the current fair market value of the charter and the net present value of future contractual cash flows. When the present value of the contractual cash flows of the time charter assumed is greater than its current fair value, the difference is recorded as accrued charter revenue. When the opposite situation occurs, any difference, capped to the vessel's fair value on a charter free basis, is recorded as unearned revenue. Such assets and liabilities, respectively, are amortized as a reduction of, or an increase in, revenue over the period of the time charter assumed.

**(m) Impairment of Long-Lived Assets:** The Company uses ASC 360 "Property plant and equipment", which addresses financial accounting and reporting for the impairment or disposal of long-lived assets. The standard requires that long-lived assets and certain identifiable intangibles held and used by an entity be reviewed for impairment whenever events or changes in circumstances indicate that the carrying amount of the assets may not be recoverable.

As of December 31, 2011 and 2012, the Company concluded that, as conditions in the worldwide shipping industry remain highly volatile, indicators existed which triggered the existence of potential impairment of its long-lived assets. These indicators included deterioration in the spot market, vessels' market values and the potential impact the current marketplace may have on its future operations. As a result, the Company performed an impairment assessment of the Company's long-lived assets by comparing the undiscounted projected net operating cash flows for each vessel to their respective carrying value. The Company's strategy is mainly to charter its vessels under long-term, fixed or variable rate time charters, providing the Company with contracted future cash flows.

In developing estimates of future undiscounted cash flows, the Company makes assumptions and estimates about the vessels' future performance, with the significant assumptions being related to time charter rates, vessels' operating expenses, vessels' capital expenditures, vessels' residual value, fleet utilization, and the estimated remaining useful life of each vessel. The assumptions used to

**COSTAMARE INC.**  
**NOTES TO CONSOLIDATED FINANCIAL STATEMENTS—(Continued)**  
For the year ended December 31, 2012  
(Expressed in thousands of U.S. dollars, except share and per share data)

develop estimates of future undiscounted cash flows are based on historical trends as well as future expectations and taking into consideration growth rates.

The Company determines undiscounted projected net operating cash flows for each vessel and compares it to the vessel's carrying value. To the extent impairment indicators were present, the projected net operating cash flows are determined by considering the charter revenues from existing time charters for the fixed fleet days and an estimated daily time charter rate for the unfixed days (based on the most recent ten year historical average rates, inflated annually by a 2.81% growth rate being the historical and forecasted average world GDP nominal growth rate) over the remaining estimated life of the vessel assumed to be 30 years from the delivery of the vessel from the shipyard, expected outflows for vessels' operating expenses assuming an annual inflation rate of 3.51% (in line with the average world Consumer Price Index forecasted), planned dry-docking and special survey expenditures, management fees expenditures which are adjusted every year, after December 31, 2012, as provided under the Company's management agreements, by an inflation rate of 4.0% and fleet utilization of 99.2% (excluding the scheduled off-hire days for planned dry-dockings and special surveys which are determined separately ranging from 14 to 25 days depending on size and age of each vessel) based on historical experience. The salvage value used in the impairment test is estimated to be in the range from \$0.150 to \$0.250 per light weight ton in accordance with our vessels' depreciation policy.

The Company's assessment concluded that step two of the impairment analysis was not required and no impairment of vessels existed as of December 31, 2011 and 2012, as the undiscounted projected net operating cash flows per vessel exceeded the carrying value of each vessel. No impairment loss was recorded in 2010, 2011 or 2012.

**(n) Reporting Assets held-for-sale:** It is the Company's policy to dispose of vessels and other fixed assets when suitable opportunities occur and not necessarily to keep them until the end of their useful life. Long-lived assets classified as held for sale are measured at the lower of their carrying amount or fair value less cost to sell. These assets are not depreciated once they meet the criteria to be held for sale. At December 31, 2011 and 2012, no vessels and one vessel, respectively, were classified as held-for-sale.

**(o) Accounting for Special Survey and Dry-docking Costs:** The Company follows the deferral method of accounting for special survey and dry-docking costs whereby actual costs incurred are deferred and are amortized on a straight-line basis over the period through the date the next survey is scheduled to become due. Costs deferred are limited to actual costs incurred at the yard and parts used in the dry-docking or special survey. If a survey is performed prior to the scheduled date, the remaining unamortized balances are immediately written off. Unamortized balances of vessels that are sold are written off and included in the calculation of the resulting gain or loss in the period of the vessel's sale. Furthermore, unamortized dry-docking and special survey balances of vessels that are classified as Assets held for sale and are not recoverable as of the date of such classification are immediately written off to the income statement.

**(p) Financing Costs:** Costs associated with new loans or refinancing of existing loans, including fees paid to lenders or required to be paid to third parties on the lender's behalf for obtaining new loans or refinancing existing loans, are recorded as deferred charges. Such fees are deferred and amortized to interest and finance costs during the life of the related debt using the effective interest method. Unamortized fees relating to loans repaid or refinanced, meeting the criteria of debt extinguishment, are expensed in the period the repayment or refinancing is made.

**(q) Concentration of Credit Risk:** Financial instruments, which potentially subject the Company to significant concentrations of credit risk, consist principally of cash and cash equivalents, accounts receivable and derivative contracts (interest rate swaps and foreign currency contracts). The Company places its cash and cash equivalents, consisting mostly of deposits, with high credit rated

**COSTAMARE INC.**  
**NOTES TO CONSOLIDATED FINANCIAL STATEMENTS—(Continued)**  
For the year ended December 31, 2012  
(Expressed in thousands of U.S. dollars, except share and per share data)

financial institutions. The Company performs periodic evaluations of the relative credit standing of those financial institutions. The Company is exposed to credit risk in the event of non-performance by counterparties to derivative instruments; however, the Company limits its exposure by diversifying among counterparties with high credit ratings. The Company limits its credit risk with accounts receivable by performing ongoing credit evaluations of its customers' financial condition and generally does not require collateral for its accounts receivable.

**(r) Voyage Revenues:** Voyage revenues are generated from time charter agreements and are usually paid 15 days in advance. Time charter agreements with the same charterer are accounted for as separate agreements according to the terms and conditions of each agreement. Time charter revenues over the term of the charter are recorded as service is provided, when they become fixed and determinable. Revenues from time charter agreements providing for varying annual rates are accounted for as operating leases and thus recognized on a straight-line basis as the average revenue over the rental periods of such agreements, as service is performed. A voyage is deemed to commence upon the completion of discharge of the vessel's previous cargo and the sea passage for the next fixed cargo and is deemed to end upon the completion of discharge of the current cargo, provided an agreed non-cancelable charter agreement between the Company and the charterer is in existence, the charter rate is fixed or determinable and collectability is reasonably assured. Unearned revenue includes cash received prior to the balance sheet date for which all criteria to recognize as revenue have not been met, including any unearned revenue resulting from charter agreements providing for varying annual rates, which are accounted for on a straight-line basis. Unearned revenue also includes the unamortized balance of the liability associated with the acquisition of second-hand vessels with time charters attached which were acquired at values below fair market value at the date the acquisition agreement is consummated, as well as revenue recognized based on the average hire rate as derived from the entire duration of the charter party, rather than being recognized on the per year hire rates provided in the charter party when the daily hire rate decreases over time.

Revenues for 2010, 2011 and 2012, derived from significant charterers individually accounting for 10% or more of revenues (in percentages of total revenues) were as follows:

	<u>2010</u>	<u>2011</u>	<u>2012</u>
<b>A</b> .....	19%	18%	24%
<b>B</b> .....	37%	34%	33%
<b>C</b> .....	19%	16%	17%
<b>D</b> .....	<u>10%</u>	<u>10%</u>	<u>10%</u>
<b>Total</b> .....	<u>85%</u>	<u>78%</u>	<u>84%</u>

**(s) Voyage Expenses:** Voyage expenses primarily consist of port, canal and bunker expenses that are unique to a particular charter and are paid for by the charterer under time charter arrangements or by the Company under voyage charter arrangements, and commissions and fees, which are always paid for by the Company, regardless of the charter type. All voyage and vessel operating expenses are expensed as incurred, except for commissions. Commissions are deferred over the related voyage charter period to the extent revenue has been deferred since commissions are earned as the Company's revenues are earned.

**(t) Repairs and Maintenance:** All repair and maintenance expenses, including underwater inspection expenses, are expensed in the year incurred. Such costs are included in vessel operating expenses in the accompanying consolidated statements of income.

**(u) Derivative Financial Instruments:** The Company enters into interest rate swap contracts to manage its exposure to fluctuations of interest rate risks associated with specific borrowings. Interest rate differentials paid or received under these swap agreements are recognized as part of the interest expense related to the hedged debt. All derivatives are recognized in the consolidated financial



**COSTAMARE INC.**  
**NOTES TO CONSOLIDATED FINANCIAL STATEMENTS—(Continued)**  
For the year ended December 31, 2012  
(Expressed in thousands of U.S. dollars, except share and per share data)

statements at their fair value. On the inception date of the derivative contract, the Company designates the derivative as a hedge of a forecasted transaction or the variability of cash flow to be paid (“cash flow” hedge). Changes in the fair value of a derivative that is qualified, designated and highly effective as a cash flow hedge are recorded in the consolidated statement of comprehensive income until earnings are affected by the forecasted transaction or the variability of cash flow and are then reported in earnings. Changes in the fair value of undesignated derivative instruments and the ineffective portion of designated derivative instruments are reported in earnings in the period in which those fair value changes have occurred. Realized gains or losses on early termination of the derivative instruments are also classified in earnings in the period of termination of the respective derivative instrument. The Company may re-designate an undesignated hedge after its inception as a hedge but then will consider its non zero value at re-designation in its assessment of effectiveness of the cash flow hedge.

The Company, at each reporting date, formally documents all relationships between hedging instruments and hedged items, as well as the risk-management objective and strategy for undertaking various hedge transactions.

This process includes linking all derivatives that are designated as cash flow hedges to specific forecasted transactions or variability of cash flow.

The Company also formally assesses, both at the hedge’s inception and, on an ongoing basis, whether the derivatives that are used in hedging transactions are highly effective in offsetting changes in cash flow of hedged items. The Company considers a hedge to be highly effective if the change in fair value of the derivative hedging instrument is within 80% to 125% of the opposite change in the fair value of the hedged item attributable to the hedged risk. When it is determined that a derivative is not highly effective as a hedge or that it has ceased to be a highly effective hedge, the Company discontinues hedge accounting prospectively, in accordance with ASC 815 “Derivatives and Hedging”.

The Company also enters forward exchange rate contracts to manage its exposure to currency exchange risk on certain foreign currency liabilities. The Company has not designated these forward exchange rate contracts for hedge accounting.

**(v) Earnings per Share:** Basic earnings per share are computed by dividing net income by the weighted average number of shares of common stock outstanding during the year. Diluted earnings per share reflects the potential dilution that could occur if securities or other contracts to issue common stock were exercised. The Company had no dilutive securities outstanding during the three-year period ended December 31, 2012.

**(w) Fair Value Measurements:** The Company adopted, as of January 1, 2008, ASC 820 “Fair Value Measurements and Disclosures”, which defines, and provides guidance as to the measurement of, fair value. This standard creates a hierarchy of measurement and indicates that, when possible, fair value is the price that would be received to sell an asset or paid to transfer a liability in an orderly transaction between market participants. The fair value hierarchy gives the highest priority (Level 1) to quoted prices in active markets and the lowest priority (Level 3) to unobservable data, for example, the reporting entity’s own data. Under the standard, fair value measurements are separately disclosed by level within the fair value hierarchy. The standard applies when assets or liabilities in the financial statements are to be measured at fair value, but does not require additional use of fair value beyond the requirements in other accounting principles (Notes 15 and 16).

ASC 825 “Financial Instruments”, permits companies to report certain financial assets and financial liabilities at fair value. ASC 825 was effective for the Company as of January 1, 2008 at which time the Company could elect to apply the standard prospectively and measure certain financial instruments at fair value.

**COSTAMARE INC.**  
**NOTES TO CONSOLIDATED FINANCIAL STATEMENTS—(Continued)**  
For the year ended December 31, 2012  
(Expressed in thousands of U.S. dollars, except share and per share data)

The Company has evaluated the guidance contained in ASC 825, and has elected not to report any existing financial assets or liabilities at fair value that are not already so reported; therefore, the adoption of the statement had no impact on its financial position and results of operations. The Company retains the ability to elect the fair value option for certain future assets and liabilities acquired under this standard.

**(x) Segment Reporting:** The Company reports financial information and evaluates its operations by charter revenues and not by the length of ship employment for its customers, i.e., spot or time charters. The Company does not use discrete financial information to evaluate the operating results for each such type of charter. Although revenue can be identified for these types of charters, management cannot and does not identify expenses, profitability or other financial information for these charters. Furthermore, when the Company charters a vessel to a charterer, the charterer is free to trade the vessel worldwide (subject to certain agreed exclusions) and, as a result, the disclosure of geographic information is impracticable. As a result, management, including the chief operating decision maker, reviews operating results solely by revenue per day and operating results of the fleet and thus the Company has determined that it operates under one reportable segment.

**(y) New accounting pronouncements: ASU 2013-02:** In February 2013, the FASB issued ASU 2013-02, “Comprehensive Income (Topic 220) - Reporting of Amounts Reclassified Out of Accumulated Other Comprehensive Income”. The objective of this Update is to improve the reporting of reclassifications out of accumulated other comprehensive income. The amendments do not change the current requirements for reporting net income or other comprehensive income in financial statements. However, the amendments require an entity to provide information about the amounts reclassified out of accumulated other comprehensive income by component. In addition, an entity is required to present, either on the face of the statement where net income is presented or in the notes, significant amounts reclassified out of accumulated other comprehensive income by the respective line items of net income but only if the amount reclassified is required under U.S. GAAP to be reclassified to net income in its entirety in the same reporting period. For other amounts that are not required under U.S. GAAP to be reclassified in their entirety to net income, an entity is required to cross-reference to other disclosures required under U.S. GAAP that provide additional detail about those amounts. The amendments in this update are effective for reporting periods beginning after December 15, 2012. Earlier application is permitted. The provisions of this ASU are not expected to have a material impact on the Company’s consolidated financial statements.

### **3. Transactions with Related Parties:**

**(a) Costamare Shipping Company S.A. (the “Manager” or “Costamare Shipping”):** Costamare Shipping is a ship management company wholly-owned by Mr. Konstantinos Konstantakopoulos, the Company’s Chief Executive Officer, and as such is not part of the consolidated group of the Company, but is a related party. Costamare Shipping provides the Company with general administrative services, certain commercial services, director and officer related insurance services and the provision of officers (with effect from the consummation of the Company’s Initial Public Offering on November 4, 2010 (Note 1), Costamare Shipping receives \$1,000 annually on a prorated basis for the services of the Company’s officers in aggregate). Costamare Shipping, itself or through Shanghai Costamare Ship Management Co., Ltd. (“Shanghai Costamare”) and CIEL Shipmanagement S.A. (“CIEL”), which are also controlled by Mr. Konstantakopoulos, or, in certain cases, a third party sub-manager, provides technical, crewing, commercial, provisioning, bunkering, sale and purchase, chartering, accounting, insurance and administrative services in exchange for a daily fee for each containership. (We refer to Costamare Shipping, CIEL and Shanghai Costamare as our “affiliated managers”.) With effect from the consummation of the Company’s Initial Public Offering on November 4, 2010 (Note 1), Costamare Shipping receives a daily fee of \$0.850 for each containership that is subject to any charter other than a bareboat charter (\$0.700 prior to November

**COSTAMARE INC.**  
**NOTES TO CONSOLIDATED FINANCIAL STATEMENTS—(Continued)**  
**For the year ended December 31, 2012**  
**(Expressed in thousands of U.S. dollars, except share and per share data)**

4, 2010) and \$0.425 in the case of a containership subject to a bareboat charter, prorated for the calendar days the Company owns each containership and for the three-month period following the date of the sale of a vessel. The Company also pays to Costamare Shipping (i) a flat fee of \$700 for the supervision of the construction of any newbuild vessel contracted by the Company and (ii) a fee of 0.75% on all gross freight, demurrage, charter hire, ballast bonus or other income earned with respect to each containership in the Company's fleet.

The initial term of the management agreement expires on December 31, 2015 and will be automatically extended in additional one-year increments until December 31, 2020, at which point it will expire. The daily management fee for each containership is fixed until December 31, 2012, and will thereafter be annually adjusted upwards by 4%, with further annual increases permitted to reflect the strengthening of the Euro against the U.S. dollar and/or material unforeseen cost increases. After the initial term expires on December 31, 2015, the Company will be able to terminate the management agreement, subject to a termination fee, by providing written notice to Costamare Shipping at least 12 months before the end of the subsequent one-year term. The termination fee is equal to (a) the lesser of (i) five and (ii) the number of full years remaining prior to December 31, 2020, times (b) the aggregate fees due and payable to Costamare Shipping during the 12-month period ending on the date of termination; provided that the termination fee will always be at least two times the aggregate fees over the 12-month period described above.

Management fees charged by the Manager in 2010, 2011 and 2012 amounted to \$8,902, \$12,038 and \$12,208, respectively, and are included in Management fees-related parties in the accompanying consolidated statements of income. In addition, the Manager charged (i) \$2,873 for the year ended December 31, 2012 (\$2,877 for the year ended December 31, 2011 and \$410 for the period from November 4, 2010 up to December 31, 2010), representing a fee of 0.75% on all gross revenues, as provided in the management agreements, which is included in Voyage expenses-related parties in the accompanying 2010, 2011 and 2012 consolidated statements of income, (ii) \$1,000 for the services of the Company's officers in aggregate which is included in General and administrative expenses—related parties in the accompanying consolidated statements of income for the year ended December 31, 2012 (\$1,000 for the year ended December 31, 2011 and \$159 for the period from November 4, 2010 up to December 31, 2010) and (iii) \$3,500 supervising fees for the ten newbuild vessels (\$350 per vessel) which is included in Advances for vessels acquisition in the 2012 accompanying Balance Sheet.

The balance due from the Manager at December 31, 2011 and 2012 amounted to \$2,568 and \$1,561, respectively, which are included in Due from related parties in the accompanying 2011 and 2012 consolidated balance sheets.

**(b) Ciel Shipmanagement S.A.:** CIEL, a company incorporated in the Republic of Liberia, is wholly-owned, effective November 30, 2012, by Mr. Konstantinos Konstantakopoulos, the Company's Chairman and Chief Executive Officer (prior to November 30, 2012 Mr. Konstantinos Konstantakopoulos owned 50.2% and Mr. Dimitrios Lemonidis owned 49.8% of CIEL). CIEL is not part of the consolidated group of the Company but is an affiliated manager. CIEL provides the Company's vessels certain ship management services such as technical support and maintenance, financial and accounting services, under separate management agreements signed between CIEL and each ship-owning company, in exchange for a daily fixed fee of \$0.600 per vessel (\$0.600 in 2011). CIEL specializes, although not exclusively, in managing containerships of up to 3,500 TEU. As of December 31, 2012, CIEL provided technical, crewing, provisioning, bunkering, sale and purchase and accounting services, as well as certain commercial services, to twelve (twelve at December 31, 2011) of the Company's containerships. Management fees charged by CIEL in 2010, 2011 and 2012 amounted to \$2,314, \$3,311 and \$2,963, respectively, and are included in Management fees-related parties in the accompanying consolidated statements of income. In 2010, following the sale of the vessels *MSC Germany* and *MSC Mexico*, CIEL charged \$40 (\$20 per vessel) which are included in

**COSTAMARE INC.**  
**NOTES TO CONSOLIDATED FINANCIAL STATEMENTS—(Continued)**  
For the year ended December 31, 2012  
(Expressed in thousands of U.S. dollars, except share and per share data)

Management fees in the accompanying consolidated statements of income. The balance due from CIEL at December 31, 2011 and 2012, amounted to \$1,017 and \$1,055, respectively, and is included in Due from related parties in the accompanying consolidated balance sheets. As described below, the Cell operated by V.Ships Greece Ltd. is expected to replace CIEL as sub-manager of certain of our vessels in April 2013 (Note 18(e)).

**(c) Shanghai Costamare Ship Management Co. Ltd.:** Shanghai Costamare is owned (indirectly) 70% by the Company’s Chairman and Chief Executive Officer and 30% (indirectly) by Mr. Zhang Lei, a Chinese national who is Shanghai Costamare’s Chief Executive Officer. Shanghai Costamare is a company incorporated in Peoples’ Republic of China in September 2004 and is not part of the consolidated group of the Company but is a affiliated manager. The technical, crewing, provisioning, bunkering, sale and purchase and accounting services, as well as certain commercial services of certain of the Company’s vessels have been subcontracted from the Manager to Shanghai Costamare. As of December 31, 2012, Shanghai Costamare provided such services to nine (nine as of December 31, 2011) of the Company’s containerships. The balance due from/ to Shanghai Costamare at both December 31, 2011 and 2012, was \$0.

**4. Investments:**

As at December 31, 2010, the Company held at fair value one Province of Ontario bond amounting to \$6,080 upon maturity of which, on February 22, 2011, the Company collected the amount of \$6,082 and the amount of \$8 was transferred to Interest income from Other Comprehensive Income in the accompanying 2011 consolidated statement of income.

**5. Inventories:**

The amounts in the accompanying consolidated balance sheets are analyzed as follows:

	<b>2011</b>	<b>2012</b>
Bunkers.....	—	268
Lubricants.....	7,448	7,448
Spare parts.....	1,887	1,682
<b>Total.....</b>	<b>9,335</b>	<b>9,398</b>

**6. Advances for Vessels Acquisitions:**

On September 21, 2010, the Company through its three wholly-owned subsidiaries, Adele Shipping Co., Bastian Shipping Co. and Cadence Shipping Co., contracted with a shipyard for the construction and purchase of three newbuild vessels (Hulls H1068A, H1069A and H1070A), each of approximately 9,403 TEU capacity at a contract price per newbuild vessel of \$95,080. These three newbuild vessels are scheduled to be delivered between November 2013 and February 2014, and the Company entered into ten-year charter party agreements from their delivery from the shipyard at a daily rate of \$43 each.

On January 28, 2011, the Company, through its two wholly-owned subsidiaries Jodie Shipping Co. and Kayley Shipping Co., contracted with a shipyard for the construction and purchase of two newbuild vessels (Hulls S4010 and S4011), each of approximately 8,827 TEU capacity. These two newbuild vessels are scheduled to be delivered to the Company by March 2013. The Company entered into ten-year charter party agreements from their delivery from the shipyard. Both the contract price and the daily charter rate are similar to those agreed with respect to the three 9,403 TEU vessels discussed in the preceding paragraph.

**COSTAMARE INC.**  
**NOTES TO CONSOLIDATED FINANCIAL STATEMENTS—(Continued)**  
For the year ended December 31, 2012  
(Expressed in thousands of U.S. dollars, except share and per share data)

On April 20, 2011, the Company, through its five wholly-owned subsidiaries Undine Shipping Co., Terance Shipping Co., Quentin Shipping Co., Raymond Shipping Co. and Sander Shipping Co., contracted with a shipyard for the construction and purchase of five newbuild vessels, each of approximately 8,827 TEU capacity. The five newbuild vessels are scheduled for delivery in the second and third quarter of 2013 and the Company entered into long-term time charter agreements for the employment of each of the above newbuild vessels immediately upon delivery from the shipyard. Both the contract price and the daily charter rate are similar to those agreed on September 21, 2010, for the three approximately 9,403 TEU vessels discussed above.

The total aggregate price for all ten newbuild vessels is \$953,740, payable in installments until their delivery, of which \$324,329 was paid up to December 31, 2012 (\$143,131 during the year ended December 31, 2011 and \$181,198 during the year ended December 31, 2012).

The amount of \$148,373 and \$339,552 separately reflected in the accompanying 2011 and 2012 consolidated balance sheets, respectively, include amounts paid to the shipyards and other costs, as analyzed below:

	<u>2011</u>	<u>2012</u>
Pre-delivery installments.....	143,131	324,329
Capitalized interest and finance costs.....	2,773	8,053
Other capitalized costs.....	<u>2,469</u>	<u>7,170</u>
Total .....	<u>148,373</u>	<u>339,552</u>

**7. Vessels, Net:**

The amounts in the accompanying consolidated balance sheets are analyzed as follows:

	<u>Vessel Cost</u>	<u>Accumulated Depreciation</u>	<u>Net Book Value</u>
<b>Balance, January 1, 2010</b> .....	<b>2,037,774</b>	<b>(572,130)</b>	<b>1,465,644</b>
- Depreciation .....	—	(70,887)	(70,887)
- Vessel acquisitions and other vessels' cost.....	146,246	—	146,246
- Disposals .....	<u>(35,160)</u>	<u>25,767</u>	<u>(9,393)</u>
<b>Balance, December 31, 2010</b> .....	<b>2,148,860</b>	<b>(617,250)</b>	<b>1,531,610</b>
- Depreciation .....	—	(78,803)	(78,803)
- Vessel acquisitions and other vessels' cost.....	194,040	—	194,040
- Disposals .....	<u>(44,792)</u>	<u>16,832</u>	<u>(27,960)</u>
<b>Balance, December 31, 2011</b> .....	<b>2,298,108</b>	<b>(679,221)</b>	<b>1,618,887</b>
- Depreciation .....	—	(80,333)	(80,333)
- Transfer to assets held for sale.....	(25,000)	20,697	(4,303)
- Vessel acquisitions and other vessels' cost.....	74,053	—	74,053
- Disposals .....	<u>(43,125)</u>	<u>17,166</u>	<u>(25,959)</u>
<b>Balance, December 31, 2012</b> .....	<b><u>2,304,036</u></b>	<b><u>(721,691)</u></b>	<b><u>1,582,345</u></b>

During the year ended December 31, 2010, the Company sold for scrap the container vessels *MSC Germany*, *MSC Toba*, *MSC Mexico* and *MSC Sicily* at an aggregate net gain of \$9,588 which is included in Gain / (loss) on sale/ disposal of vessels, net in the accompanying 2010 consolidated statement of income.

On May 6, 2010, the Company took delivery from the shipyard of the newbuilding container vessel *Navarino* at a total cost of \$122,230.

**COSTAMARE INC.**  
**NOTES TO CONSOLIDATED FINANCIAL STATEMENTS—(Continued)**  
**For the year ended December 31, 2012**  
**(Expressed in thousands of U.S. dollars, except share and per share data)**

On September 23, 2010, the Company contracted to acquire four 3,351 TEU secondhand containerships built between 1990 and 1992 at a purchase price of \$11,250 per containership, of which \$2,250 was advanced to the sellers as of December 31, 2010. The four containerships, *Karmen*, *Rena*, *Marina* and *Konstantina*, were delivered to the Company on November 10, 2010, November 22, 2010, February 28, 2011 and March 16, 2011, respectively.

On December 2, 2010, the Company contracted to acquire the 2,020 TEU secondhand containership *MSC Pylos* built in 1991 at a purchase price of \$7,450, of which \$750 was advanced to the sellers as of December 31, 2010. The containership was delivered to the Company on January 7, 2011.

On December 8, 2010, the Company contracted to acquire the 1,162 TEU secondhand containership *Zagora*, built in 1995 at a purchase price of \$8,287, of which \$830 was advanced to the sellers as of December 31, 2010. The containership was delivered to the Company on January 28, 2011.

During the year ended December 31, 2011, the Company acquired the secondhand containerships *Prosper*, *MSC Reunion*, *MSC Sierra II*, *MSC Namibia II*, *MSC Romanos* and *MSC Methoni* at an aggregate cost of \$154,826.

During the year ended December 31, 2011, the Company contracted to sell for scrap the vessels *MSC Namibia*, *MSC Sierra*, *MSC Sudan*, *MSC Fado*, *MSC Tuscany* and *Garden* while the vessel *Rena* was determined to be a constructive total loss (“CTL”) for insurance purposes in October 2011. From the sale of these six vessels and the CTL of *Rena*, the Company received in aggregate \$48,742 and recognized an aggregate gain of \$13,077 (including the effect of a provision recorded for potential costs associated with the grounding of *Rena*), which is included in Gain / (loss) on sale/disposal of vessels, net in the accompanying 2011 consolidated statement of income.

During the year ended December 31, 2012, the Company acquired five secondhand containerships, *MSC Ulsan*, *Koroni*, *Kyparissia*, *Stadt Luebeck* and *Messini* at an aggregate price of \$73,000.

During the year ended December 31, 2012, the Company sold for scrap the container vessels *Gather*, *Gifted*, *Genius I* and *Horizon* at an aggregate price of \$22,110 and recognized a net loss of \$2,796 (including the effect of the partial reversal of a provision recorded in 2011 for costs associated with the grounding of *Rena*), which is separately reflected in Gain / (loss) on sale/disposal of vessels, net in the accompanying 2012 consolidated statement of income.

On December 3, 2012, the Company contracted to sell for scrap vessel *MSC Washington* at a sale price of \$8,154. The vessel was delivered to her scrap buyers on January 2, 2013. As of December 31, 2012, the Company had received the total sale price from the scrap buyers amounting to \$7,909, net of expenses related to the sale, which is included in Other current liabilities in the 2012 consolidated balance sheet. The Company classified the vessel as “held for sale” in the accompanying December 31, 2012, consolidated balance sheet, as all criteria required for the classification as “held for sale” were met. The sale is expected to result in a gain of approximately \$3.2 million, which will be included in the net income in the period the vessel was delivered to her scrap buyers (Note 18(c)). Vessels held for sale are stated at the lower of their carrying value or fair value less costs to sell, or whereas fair value was determined by the Memorandum of Agreement MOA prices (Level 1).

As of December 31, 2012, one of the Company’s vessels, having total carrying value of \$4,751 was fully depreciated.

Forty-one of the Company’s vessels, having a total carrying value of \$1,449,548 as of December 31, 2012, have been provided as collateral to secure the long-term debt discussed in Note 9.

**COSTAMARE INC.**  
**NOTES TO CONSOLIDATED FINANCIAL STATEMENTS—(Continued)**  
For the year ended December 31, 2012  
(Expressed in thousands of U.S. dollars, except share and per share data)

**8. Deferred Charges:**

The amounts in the accompanying consolidated balance sheets are analyzed as follows:

	<u>Financing Costs</u>	<u>Dry-docking and Special Survey Costs</u>	<u>Total</u>
<b>Balance, January 1, 2010</b> .....	<b>4,008</b>	<b>23,511</b>	<b>27,519</b>
- Additions .....	3,256	12,705	15,961
- Amortization.....	(1,827)	(8,465)	(10,292)
- Write-off.....	—	(2,321)	(2,321)
<b>Balance, December 31, 2010</b> .....	<b>5,437</b>	<b>25,430</b>	<b>30,867</b>
- Additions .....	9,233	6,122	15,355
- Amortization.....	(2,747)	(8,139)	(10,886)
- Write-off.....	—	(2,695)	(2,695)
<b>Balance, December 31, 2011</b> .....	<b>11,923</b>	<b>20,718</b>	<b>32,641</b>
- Additions .....	547	11,171	11,718
- Amortization.....	(1,143)	(8,179)	(9,322)
- Write-off.....	(14)	(786)	(800)
- Transfer to assets held for sale .....	—	(138)	(138)
<b>Balance, December 31, 2012</b> .....	<b>11,313</b>	<b>22,786</b>	<b>34,099</b>

Financing costs represent fees paid to the lenders for the conclusion of the bank loans discussed in Note 9. The amortization of loan financing costs is included in interest and finance costs in the accompanying consolidated statements of income and the amortization of the dry-docking and special survey costs is separately reflected in the accompanying consolidated statements of income.

During 2010, 2011 and 2012, twelve, eight and nine vessels, respectively, underwent their special survey.

**COSTAMARE INC.**  
**NOTES TO CONSOLIDATED FINANCIAL STATEMENTS—(Continued)**  
For the year ended December 31, 2012  
(Expressed in thousands of U.S. dollars, except share and per share data)

**9. Long-Term Debt:**

The amounts shown in the accompanying consolidated balance sheets are analyzed as follows:

<u>Borrower(s)</u>	<u>2011</u>	<u>2012</u>
1. <b>Credit Facility</b> .....	857,055	767,164
2. <b>Term Loans:</b>		
1. Costis Maritime Corporation and Christos Maritime Corporation.....	118,500	109,500
2. Mas Shipping Co.....	62,250	54,750
3. Montes Shipping Co. and Kelsen Shipping Co. ....	114,000	102,000
4. Marathos Shipping Inc. ....	5,700	—
5. Capetanissa Maritime Corporation.....	65,000	60,000
6. Rena Maritime Corporation .....	62,500	57,500
7. Bullow Investments Inc. ....	3,500	—
8. Merin Shipping Co., Lytton Shipping Co., Venor Shipping Co. and Volk Shipping Co.....	10,437	—
9. Costamare Inc.....	79,538	103,986
10. Adele Shipping Co., Bastian Shipping Co. and Cadence Shipping Co.....	—	32,199
11. Costamare Inc.....	26,740	53,480
12. Undine Shipping Co., Quentin Shipping Co. and Sander Shipping Co.....	22,920	61,120
13. Raymond Shipping Co. and Terance Shipping Co.....	15,280	45,840
14. Costamare Inc.....	—	114,350
	<u>586,365</u>	<u>794,725</u>
<b>Total</b> .....	1,443,420	1,561,889
<b>Less-current portion</b> .....	<u>(153,176)</u>	<u>(162,169)</u>
<b>Long-term portion</b> .....	<u>1,290,244</u>	<u>1,399,720</u>

**1. Credit Facility:** On July 22, 2008, the Company signed a loan agreement with a consortium of banks, for a \$1,000,000 Credit Facility (the “Facility”) for general corporate and working capital purposes. The Company used \$631,340 of the proceeds from the Facility to repay existing indebtedness. The Facility bears interest at the 3, 6, 9 or 12 months (at the Company’s option) LIBOR plus margin. Upon the sale of *MSC Antwerp* in May 2009, the Company repaid \$10,655 of the Facility. On April 4, 2011, the Company, following the sale of vessel *MSC Namibia*, repaid \$6,610 of the Facility. Furthermore, on April 11, 2011, the Company drew down the amount of \$80,852 under the Facility, which equaled the undrawn balance of the Facility as of that date of \$74,242 and the amount of \$6,610 discussed above.

The outstanding balance of the Facility as of December 31, 2012, is repayable in 22 equal, consecutive quarterly installments, of \$22,473 each plus a balloon payment of \$272,758 payable together with the last installment. The quarterly installments were calculated using a formula specified in the agreement, following the amalgamation of the Facility’s compounds on June 30, 2011, as documented in the third supplemental agreement to the Facility that the Company entered into on September 6, 2011.

On June 22, 2010, the Company entered into the second supplemental agreement to the Facility, which provided that during a two-year period ending December 31, 2011, (i) the Security Requirement ratio was reduced from 125% to 80% and the minimum cash amount equal to 3% of the loan outstanding (maintained in accordance with the Facility) is included in the Security Requirement calculation, (ii) the payment of interest at an increased margin over LIBOR during the period from June 15, 2010 to December 31, 2011, half of which (amounting to \$2,995) was paid



**COSTAMARE INC.**  
**NOTES TO CONSOLIDATED FINANCIAL STATEMENTS—(Continued)**  
For the year ended December 31, 2012  
(Expressed in thousands of U.S. dollars, except share and per share data)

upfront upon execution of the supplemental agreement and is included in Deferred charges, net and was amortized through December 31, 2011, and (iii) subject to no Event of Default having occurred and being continuing, no lenders' consent shall be required for the payment of dividends if the ratio of Total Liabilities (after deducting all Cash and Cash Equivalents) to Market Value Adjusted Total Assets (after deducting all Cash and Cash equivalents) does not exceed 0.80:1. Furthermore, on December 17, 2012, the Company entered into a fourth supplemental agreement which released two of the Company subsidiaries guarantors and the mortgages over their vessels, and replaced them with mortgages over two other vessels.

The Facility, as of December 31, 2012, was secured with, among other things, first priority mortgages over 17 of the Company's vessels, first priority assignment of vessels' insurances and earnings, charter party assignments, first priority pledges over the operating accounts and corporate guarantees of 17 ship-owning companies.

The Facility and certain of the term loans described under Note 9.2 below include among others, financial covenants requiring (i) the ratio of Total Liabilities (after deducting cash and cash equivalents) to Market Value Adjusted Total Assets (after deducting cash and cash equivalents) not to be greater than 0.75 to 1.00; (ii) minimum liquidity of the greater of \$30,000 or 3% of the total debt of the Company, (iii) the ratio of EBITDA to net interest expense not be less than 2.50 to 1 and (iv) Market Value Adjusted Net Worth, defined as the amount by which the Market Value Adjusted Total Assets exceed the Total Liabilities, shall exceed \$500,000. The Company's other term loans described under Note 9.2 below also contain financial covenants that are either equal to or less stringent than the foregoing financial covenants.

**2. Term loans:**

1. In May 2008, Costis Maritime Corporation and Christos Maritime Corporation entered into a loan agreement with a bank for an amount of up to \$150,000 in the aggregate (\$75,000 each) on a joint and several basis in order to partly finance the acquisition cost of the vessels *Sealand New York* and *Sealand Washington*. As at December 31, 2012, the outstanding balance of the loan of \$109,500 is repayable in 11 equal semi-annual installments of \$4,500, each from May 2013 to May 2018 and a balloon payment of \$60,000 payable together with the last installment.

2. In January 2008, Mas Shipping Co. entered into a loan agreement with a bank for an amount of up to \$75,000 in order to partly finance the acquisition cost of vessel *Maersk Kokura*. As at December 31, 2012, the outstanding balance of the loan of \$54,750 is repayable in 11 variable semi-annual installments from February 2013 to February 2018 and a balloon payment of \$10,000 payable together with the last installment.

3. In December 2007, Montes Shipping Co. and Kelsen Shipping Co. entered into a loan agreement with a bank for an amount of up to \$150,000 in the aggregate (\$75,000 each) on a joint and several basis in order to partly finance the acquisition cost of the vessels *Maersk Kawasaki* and *Maersk Kure*. As at December 31, 2012, the outstanding balance of the loan of \$102,000 is repayable in 10 equal semi-annual installments of \$6,000 each from June 2013 to December 2017 and a balloon payment of \$42,000 payable together with the last installment.

4. In June 2006, Marathos Shipping Inc. entered into a loan agreement with a bank for an amount of up to \$24,800, in order to partly finance the acquisition cost of the vessel *MSC Mandraki* (ex. *Maersk Mandraki*). The loan was repaid on November 16, 2012.

5. In June 2006, Capetanissa Maritime Corporation entered into a loan agreement with a bank for an amount of up to \$90,000, in order to partly finance the acquisition cost of the vessel *Cosco Beijing*. As at December 31, 2012, the outstanding balance of the loan of \$60,000 is repayable in 12 equal semi-annual installments of \$2,500 each from February 2013 to August 2018 and a balloon payment of \$30,000 payable together with the last installment.

**COSTAMARE INC.**  
**NOTES TO CONSOLIDATED FINANCIAL STATEMENTS—(Continued)**  
For the year ended December 31, 2012  
(Expressed in thousands of U.S. dollars, except share and per share data)

6. In February 2006, Rena Maritime Corporation entered into a loan agreement with a bank for an amount of up to \$90,000 in order to partly finance the acquisition cost of the vessel *Cosco Guangzhou*. As at December 31, 2012, the outstanding balance of the loan of \$57,500 is repayable in 11 equal semi-annual installments of \$2,500 each from February 2013 to February 2018 and a balloon payment of \$30,000 payable together with the last installment.

7. In February 2005, Bulow Investments Inc. entered into a loan agreement with a bank for an amount of up to \$31,000 in order to partly finance the acquisition cost of the vessel *MSC Mykonos* (ex. *Maersk Mykonos*). The loan was repaid on November 16, 2012.

8. In December 2009, Merin Shipping Co., Lytton Shipping Co., Venor Shipping Co. and Volk Shipping Co. entered into a loan agreement with a bank for an amount of up to \$30,000 in order to partly finance the acquisition cost of the vessels *Gather*, *Garden*, *Genius I* and *Gifted*. Following the sale of *Garden* in December 2011, the Company repaid the amount of \$2,921 and following the sale of *Gather* (Note 7) in March 2012, the Company repaid the amount of \$3,479. In May 2012 the Company repaid the remaining balance of the loan, amounting to \$6,958, following the sale of *Gifted* and *Genius I* (Note 7).

9. On November 19, 2010, Costamare entered into a term loan agreement with a consortium of banks for an amount of up to \$120,000, which was available for drawing for a period up to 18 months. As of December 31, 2012, the Company has drawn the amount of \$38,500 (tranche a), the amount of \$42,000 (tranche b), the amount of \$21,000 (tranche c), the amount of \$7,470 (tranche d) and the amount of \$7,470 (tranche e) under this term loan agreement in order to finance part of the acquisition cost of *MSC Romanos*, *MSC Methoni*, *MSC Ulsan*, *Koroni* and *Kyparissia* respectively. As at December 31, 2012, the outstanding balance of the tranche (a) of the loan of \$33,687.5 is repayable in 27 quarterly installments of \$962.5 from February 2013 to July 2019 and a balloon payment of \$7,700 payable together with the last installment. As at December 31, 2012, the outstanding balance of the tranche (b) of the loan of \$37,800 is repayable in 28 quarterly installments of \$1,050 from January 2013 to October 2019 and a balloon payment of \$8,400 payable together with the last installment. As at December 31, 2012, the outstanding balance of the tranche (c) of the loan of \$19,425 is repayable in 29 quarterly installments of \$525 from February 2013 to January 2020 and a balloon payment of \$4,200 payable together with the last installment. As at December 31, 2012, the outstanding balance of the tranche (d) of the loan of \$6,536.5 is repayable in 10 quarterly installments of \$466.9 from February 2013 to May 2015 and a balloon payment of \$1,867.5 payable together with the last installment. As at December 31, 2012, the outstanding balance of the tranche (e) of the loan of \$6,536.5 is repayable in 10 quarterly installments of \$466.9 from February 2013 to May 2015 and a balloon payment of \$1,867.5 payable together with the last installment.

10. On January 14, 2011, Adele Shipping Co., Bastian Shipping Co. and Cadence Shipping Co., wholly-owned subsidiaries of Costamare, concluded a credit facility with a consortium of banks, as joint-and-several borrowers, for an amount of up to \$203,343 to finance part of the acquisition and construction cost of hulls H1068A, H1069A and H1070A (Note 6). The drawdown of the facility will be made in three tranches, one for each hull. The credit facility is repayable in forty consecutive quarterly installments, the first thirty-nine (1-39) in the amount of \$1,412 per tranche each, and a final (fortieth) installment of \$12,713 per tranche. As of December 31, 2012, the Company has drawn the amount of \$32,199, in aggregate, in order to partly refinance the second pre-delivery installment of hulls H1068A, H1069A and H1070A.

11. On April 7, 2011, Costamare, as borrower, concluded a credit facility with a consortium of banks, for an amount up to the lesser of \$140,000 and 70% of the contract price of the vessels, to finance part of the acquisition and construction cost of hulls S4010 and S4011 (Note 6). The credit facility is repayable in 16 consecutive quarterly installments, the first 15 (1-15) in the amount of 1/30 of the loan outstanding commencing at the time of delivery of hulls S4010 and S4011 and a final

**COSTAMARE INC.**  
**NOTES TO CONSOLIDATED FINANCIAL STATEMENTS—(Continued)**  
**For the year ended December 31, 2012**  
**(Expressed in thousands of U.S. dollars, except share and per share data)**

installment in an amount equal to the 50% of the loan outstanding at the time of delivery of hulls S4010 and S4011. In April 2011, the Company drew down the amount of \$26,740 in order to partly refinance the first pre-delivery installment of hulls S4010 and S4011. Furthermore, during the year ended December 31, 2012, the Company drew down the amount of \$26,740, in aggregate, in order to partly finance the second and third pre-delivery installments of hulls S4010 and S4011.

12. On August 16, 2011, Undine Shipping Co., Quentin Shipping Co. and Sander Shipping Co., wholly-owned subsidiaries of Costamare, concluded a credit facility with a consortium of banks, as joint-and-several borrowers, for an amount of up to \$229,200 to finance part of the acquisition and construction cost of hulls S4020, S4022 and S4024 (Note 6). The drawdown of the facility will be made in three tranches, one for each hull. The credit facility is repayable in 28 consecutive quarterly installments, the first twenty-seven (1-27) in the amount of \$1,273.3 per tranche each and a final (twenty- eighth) installment of \$42,021 per tranche. On August 26, 2011, the Company drew down an amount of \$22,920 in order to partly refinance the first pre-delivery installment of hulls S4020, S4022 and S4024. In April 2012 and May 2012, the Company drew down the amounts of \$7,640 and \$7,640, respectively, in order to partly finance the second pre-delivery installments of hulls S4020 and S4022. In August 2012, the Company drew down the amount of \$15,280 in order to partly finance the second and the third pre-delivery installments of hulls S4024 and S4020, respectively. In December 2012, the Company drew down the amount of \$7,640 in order to partly finance the third pre-delivery installment of hull S4022.

13. On October 12, 2011, Raymond Shipping Co. and Terance Shipping Co., wholly-owned subsidiaries of the Company concluded a credit facility with a bank, as joint and several borrowers, for an amount of up to \$152,800 for the financing part of the construction and acquisition cost of hulls S4021 and S4023 (Note 6). The drawdown of the facility will be made in two tranches, one for each hull. The credit facility is repayable in 28 consecutive quarterly installments, the first twenty-seven (1-27) in the amount of \$1,364.3 per tranche each and a final (twenty-eighth) installment of \$39,563.9 per tranche. On October 25, 2011, the Company drew down an amount of \$15,280 in order to partly refinance the first pre-delivery installment of hulls S4021 and S4023. In April 2012, the Company drew down the amount of \$7,640 in order to partly finance the second pre-delivery installment of hull S4021. In July 2012 and September 2012, the Company drew-down the amounts of \$7,640 and \$7,640, respectively, in order to partly finance the second and the third pre-delivery installments of hulls S4023 and S4021. In December 2012, the Company drew down the amount of \$7,640 in order to partly finance the third pre-delivery installment of hull S4023.

14. On October 6, 2011, the Company concluded a loan facility with a bank for an amount of up to \$120,000, in order to partly finance the aggregate market value of eleven vessels in its fleet. In March 2012, the Company drew the amount of \$113,700. Furthermore, on June 29, 2012, the Company entered into a supplemental agreement, for a further amount of \$11,300 to finance the acquisition of the vessel *Stadt Luebeck* (Note 7). The Company drew down the amount of \$11,300 in August 2012 upon the delivery of the vessel *Stadt Luebeck*. As at December 31, 2012, the outstanding balance of \$114,350 is repayable in 24 quarterly variable consecutive installments from March 2013 to December 2018 and a balloon payment of \$47,850 payable together with the last installment.

The term loans discussed above bear interest at LIBOR plus a spread and are secured by, inter alia, (a) first priority mortgages over the financed vessels, (b) first priority assignments of all insurances and earnings of the mortgaged vessels and (c) corporate guarantees of Costamare or its subsidiaries, as the case may be. The loan agreements contain usual ship finance covenants, including restrictions as to changes in management and ownership of the vessels, additional indebtedness, mortgaging of vessels, as well as minimum requirements regarding hull Value Maintenance Clauses (“VMC”) in the range of 100% to 125% and dividend payments if an event of default has occurred and is continuing or would occur as a result of the payment of such dividend.

**COSTAMARE INC.**  
**NOTES TO CONSOLIDATED FINANCIAL STATEMENTS—(Continued)**  
For the year ended December 31, 2012  
(Expressed in thousands of U.S. dollars, except share and per share data)

The annual principal payments required to be made after December 31, 2012, are as follows:

Year ending December 31,	Amount
2013.....	162,169
2014.....	209,541
2015.....	210,319
2016.....	185,248
2017.....	219,392
2018 and thereafter .....	575,220
	1,561,889

The interest rates of Costamare’s long-term debt at December 31, 2010, 2011 and 2012, were in the range of 1.31%–6.75%, 1.21%–6.75% and 2.71%–6.75%, respectively. The weighted average interest rate as at December 31, 2010, 2011 and 2012, was 4.59%, 4.8% and 4.4%, respectively.

Total interest expense incurred on long-term debt (including the effect of the interest rate swaps discussed in Note 15) for 2010, 2011 and 2012, amounted to \$71,323, \$73,597 and \$76,831, respectively and is included in Interest and finance costs in the accompanying consolidated statements of income. Of the above amount incurred in 2010, \$1,616 was capitalized in Vessels, net. Of the above amount incurred in 2011, \$5,525 was capitalized and is included in (a) Advances for vessel acquisitions (\$2,773) and (b) the statement of comprehensive income/(loss) (\$2,752), representing net settlements on interest rate swaps qualifying for cash flow hedge, in the 2011 consolidated balance sheet. Of the above amount incurred in 2012, \$8,476 was capitalized and is included in (a) Advances for vessel acquisitions (\$5,280) and (b) the statement of comprehensive income / (loss) (\$3,196), representing net settlements on interest rate swaps qualifying for cash flow hedge, in the accompanying 2012 consolidated balance sheet.

**10. Accrued Charter Revenue, Current and Non-Current and Unearned Revenue, Current and Non-Current:**

*(a) Accrued charter revenue, Current and Non-Current:* The amounts presented as current and non-current accrued charter revenue in the accompanying consolidated balance sheets as of December 31, 2011 and 2012, reflect revenue earned, but not collected, resulting from charter agreements providing for varying annual charter rates over their term, which were accounted for on a straight-line basis at their average rates. As at December 31, 2011, the net accrued charter revenue totaling to \$6,549 is comprised of \$13,428, separately reflected in Current assets, \$5,086 separately reflected in Non-current assets and \$11,965 (discussed in (b) below) included in Unearned revenue in current and non-current liabilities in the accompanying December 31, 2011 consolidated balance sheet. As at December 31, 2012, the net accrued charter revenue totaling to \$288 is comprised of \$5,100, separately reflected in Current assets, \$13,422 separately reflected in Non-current assets, and \$18,234 (discussed in (b) below) included in Unearned revenue in current and non-current liabilities in the accompanying December 31, 2012 consolidated balance sheet. The maturities of the net accrued charter revenue as of December 31 of each year is as follows:

**COSTAMARE INC.**  
**NOTES TO CONSOLIDATED FINANCIAL STATEMENTS—(Continued)**  
For the year ended December 31, 2012  
(Expressed in thousands of U.S. dollars, except share and per share data)

<u>Year ending December 31,</u>	<u>Amount</u>
2013 .....	3,507
2014 .....	6,937
2015 .....	(1,661)
2016 .....	(6,898)
2017 .....	(1,613)
2018 .....	16
	<u>288</u>

**(b) Unearned Revenue, Current and Non-Current:** The amounts presented as current and non-current unearned revenue in the accompanying consolidated balance sheets as of December 31, 2011 and 2012, reflect (a) cash received prior to the balance sheet date for which all criteria to recognize as revenue have not been met, (b) any unearned revenue resulting from charter agreements providing for varying annual charter rates over their term, which were accounted for on a straight-line basis at their average rate and (c) the unamortized balance of the liability associated with the acquisition of vessels in 2007, with charter parties assumed at values below their fair market value at the date of delivery of the vessels.

	<u>2011</u>	<u>2012</u>
Hires collected in advance.....	4,903	4,002
Charter revenue resulting from varying charter rates.....	11,965	18,234
Unamortized balance of charters assumed.....	565	—
<b>Total .....</b>	<b>17,433</b>	<b>22,236</b>
<b>Less current portion.....</b>	<b>(6,901)</b>	<b>(5,595)</b>
<b>Non-current portion .....</b>	<b>10,532</b>	<b>16,641</b>

**11. Commitments and Contingencies:**

**(a) Long-term time charters:** As at December 31, 2012, the Company has entered into time charter arrangements on all of its vessels in operation, including the ten hulls under construction, with the exception of vessel *Prosper*, with international liner operators. These arrangements as at December 31, 2012, have remaining terms of up to 132 months (including the time charter agreements for vessels under construction as at December 31, 2012). As of the same date, future minimum contractual charter revenues assuming 365 revenue days per annum per vessel and the earliest redelivery dates possible, based on vessels' committed, non-cancelable, long-term time charter contracts, are as follows:

<u>Year ending December 31,</u>	<u>Amount</u>
2013.....	421,504
2014.....	461,839
2015.....	440,646
2016.....	417,343
2017.....	371,818
2018 and thereafter .....	610,739
	<u>2,723,889</u>

**(b)** As at December 31, 2012, as further disclosed in Note 6, the Company has entered into ten shipbuilding contracts for the construction and acquisition of ten newbuild vessels. The total aggregate price for all ten newbuild vessels is \$953,740, payable in installments until their delivery,

**COSTAMARE INC.**  
**NOTES TO CONSOLIDATED FINANCIAL STATEMENTS—(Continued)**  
For the year ended December 31, 2012  
(Expressed in thousands of U.S. dollars, except share and per share data)

of which \$143,131 was paid during the year ended December 31, 2011, and \$181,198 was paid during the year ended December 31, 2012. The remaining balance as of December 31, 2012 of \$629,411 is payable as follows:

<u>Year ending December 31,</u>	<u>Amount</u>
2013 .....	610,395
2014 .....	<u>19,016</u>
	<u><u>629,411</u></u>

*(c) Other:* Various claims, suits, and complaints, including those involving government regulations and product liability, arise in the ordinary course of the shipping business. In addition, losses may arise from disputes with charterers, agents, insurance and other claims with suppliers relating to the operations of the Company’s vessels. Currently, management is not aware of any such claims not covered by insurance or contingent liabilities, which should be disclosed, or for which a provision has not been established in the accompanying consolidated financial statements.

The Company accrues for the cost of environmental liabilities when management becomes aware that a liability is probable and is able to reasonably estimate the probable exposure. Currently, management is not aware of any other claims or contingent liabilities which should be disclosed or for which a provision should be established in the accompanying consolidated financial statements. The Company is covered for liabilities associated with the individual vessels’ actions to the maximum limits as provided by Protection and Indemnity (P&I) Clubs, members of the International Group of P&I Clubs.

**12. Common Stock and Additional Paid-In Capital:**

*(a) Common Stock and Preferred Stock:* From inception through July 11, 2010, the authorized common stock of Costamare consisted of 2,000,000 shares with a par value of \$0.0001 per share out of which 1,000,000 shares were issued to the Family. On July 12, 2010, the Company’s articles of incorporation were amended. Under the amended articles of incorporation, the Company’s authorized capital stock consists of 1,000,000,000 shares of common stock, par value \$0.0001 per share and 100,000,000 preferred shares, par value \$0.0001 per share of which no shares were issued. Of these preferred shares, 10,000,000 shares have been designated Series A Participating Preferred Stock in connection with the adoption of a stockholder rights plan. All shares of stock are in registered form.

On July 20, 2010, pursuant to a rights offering authorized by the Board of Directors on July 14, 2010, the Company issued 24,000,000 shares of common stock in exchange of \$2,400, increasing the issued share capital of the Company to 25,000,000 shares of common stock.

On October 19, 2010, within the context of the Initial Public Offering completed in November 2010, the Company effected a dividend of 0.88 shares for each share of common stock outstanding on the record date of August 27, 2010 (the “Stock Split”). As a result of this dividend, the Company issued 22,000,000 additional shares in respect of its 25,000,000 shares of the then outstanding common stock.

On November 4, 2010, the Company completed its Initial Public Offering in the United States under the United States Securities Act of 1933, as amended. In this respect 13,300,000 common shares at par value \$0.0001 were issued at a public offering price of \$12.00 per share, increasing the issued share capital to 60,300,000 shares. The net proceeds of the Initial Public Offering were \$145,543.

On March 27, 2012, the Company completed a follow-on public equity offering in the United States under the United States Securities Act of 1933, as amended. In this respect 7,500,000 shares

**COSTAMARE INC.**  
**NOTES TO CONSOLIDATED FINANCIAL STATEMENTS—(Continued)**  
For the year ended December 31, 2012  
(Expressed in thousands of U.S. dollars, except share and per share data)

at par value \$0.0001 were issued at a public offering price of \$14.10 per share, increasing the issued share capital to 67,800,000 shares. The net proceeds of the follow-on offering were \$100,584.

On October 19, 2012, the Company completed a follow-on public equity offering in the United States under the United States Securities Act of 1933, as amended. In this respect 7,000,000 shares at par value \$0.0001 were issued at a public offering price of \$14.00 per share, increasing the issued share capital to 74,800,000 shares. The net proceeds of the follow-on offering were \$93,547.

**(b) Additional Paid-in Capital:** The amounts shown in the accompanying consolidated balance sheets, as additional paid-in capital, include (i) payments made by the stockholders at various dates to finance vessel acquisitions in excess of the amounts of bank loans obtained, (ii) advances for working capital purposes and (iii) the difference between the par value of the shares issued in the Initial Public Offering in November 2010 and the follow-on offerings in March 2012 and October 2012 and the net proceeds obtained for those shares.

**(c) Dividends paid:** During the year ended December 31, 2011, the Company declared and paid, to its common stockholders, (i) the amount of \$15,075 or \$0.25 per common share for the fourth quarter of 2010 and (ii) the amount of \$15,075 or \$0.25 per common share for the first quarter of 2011, (iii) the amount of \$15,075 or \$0.25 per common share for the second quarter of 2011 and (iv) the amount of \$16,281 or \$0.27 per common share for the third quarter of 2011. During the year ended December 31, 2012, the Company declared and paid, to its common stockholders, (i) the amount of \$16,281 or \$0.27 per common share for the fourth quarter of 2011 and (ii) the amount of \$18,306 or \$0.27 per common share for the first quarter of 2012, (iii) the amount of \$18,306 or \$0.27 per common share for the second quarter of 2012 and (iv) the amount of \$20,196 or \$0.27 per common share for the third quarter of 2012.

**13. Interest and Finance Costs:**

The amounts in the accompanying consolidated statements of income are analyzed as follows:

	<u>2010</u>	<u>2011</u>	<u>2012</u>
Interest expense .....	19,484	21,218	28,485
Interest capitalized.....	(1,616)	(5,525)	(8,476)
Swap effect .....	51,839	52,379	48,346
Amortization and write-off of financing costs .....	1,827	2,747	1,157
Commitment fees .....	188	4,369	4,921
Bank charges and other.....	227	253	301
	<u><u>71,949</u></u>	<u><u>75,441</u></u>	<u><u>74,734</u></u>

**14. Taxes:**

Under the laws of the countries of the companies' incorporation and / or vessels' registration, the companies are not subject to tax on international shipping income; however, they are subject to registration and tonnage taxes, which are included in Vessel operating expenses in the accompanying consolidated statements of income.

The vessel owning companies with vessels that have called on the United States during the relevant year of operation are obliged to file tax returns, with the Internal Revenue Service. The applicable tax is 50% of 4% of U.S. related gross transportation income unless an exemption applies. Management believes that based on current legislation the relevant vessel owning companies are entitled to an exemption because they satisfy the relevant requirements, namely that (i) the related vessel owning companies are incorporated in a jurisdiction granting an equivalent exemption to U.S. corporations and (ii) over 50% of the ultimate stockholders of the vessel owning companies are residents of a country granting an equivalent exemption to U.S. persons.

**COSTAMARE INC.**  
**NOTES TO CONSOLIDATED FINANCIAL STATEMENTS—(Continued)**  
For the year ended December 31, 2012  
(Expressed in thousands of U.S. dollars, except share and per share data)

**15. Derivatives:**

*(a) Interest rate swaps that meet the criteria for hedge accounting:* The Company, according to its long-term strategic plan to maintain stability in its interest rate exposure, has decided to minimize exposure to floating interest rates by entering into interest rate swap agreements. To this effect, the Company has entered into interest rate swap transactions with varying start and maturity dates, in order to proactively and efficiently manage its floating rate exposure.

These interest rate swaps are designed to hedge the variability of interest cash flows arising from floating rate debt, attributable to movements in three-month or six-month USD LIBOR. According to the Company's Risk Management Accounting Policy, after putting in place the formal documentation required by ASC 815 in order to designate these swaps as hedging instruments, as from their inception, these interest rate swaps qualified for hedge accounting. Accordingly, since that time, only hedge ineffectiveness amounts arising from the differences in the change in fair value of the hedging instrument and the hedged item are recognized in the Company's earnings. Assessment and measurement of prospective and retrospective effectiveness for these interest rate swaps are being performed on a quarterly basis. For qualifying cash flow hedges, the fair value gain or loss associated with the effective portion of the cash flow hedge is recognized initially in stockholders' equity and recognized to the consolidated statement of income in the periods when the hedged item affects profit or loss. Any ineffective portion of the gain or loss on the hedging instrument is recognized in the consolidated statement of income immediately.



**COSTAMARE INC.**  
**NOTES TO CONSOLIDATED FINANCIAL STATEMENTS—(Continued)**  
For the year ended December 31, 2012  
(Expressed in thousands of U.S. dollars, except share and per share data)

The interest rate swap agreements designed as hedging instruments, as of December 31, 2011 and 2012, were as follows:

Effective date	Termination date	Notional amount on effective date	Fixed rate (Costamare pays)	Floating rate (Costamare receives)	Fair value Dec. 31, 2011	Fair value Dec. 31, 2012
30/6/2008.....	30/6/2015	425,000	4.03% p.a.	USD LIBOR 3M BBA	(27,494)	(18,407)
30/6/2008.....	30/6/2015	75,000	4.03% p.a.	USD LIBOR 3M BBA	(4,852)	(3,248)
30/9/2008.....	30/6/2015	100,000	4.09% p.a.	USD LIBOR 3M BBA	(6,594)	(4,403)
30/9/2008.....	30/6/2015	250,000	4.02% p.a.	USD LIBOR 3M BBA	(16,051)	(10,775)
16/5/2008.....	16/5/2014	75,000	3.88% p.a.	USD LIBOR 6M BBA	(4,075)	(2,671)
16/5/2008.....	16/5/2014	75,000	3.88% p.a.	USD LIBOR 6M BBA	(4,075)	(2,671)
17/6/2008.....	17/6/2013	73,000	3.57% p.a.	USD LIBOR 6M BBA	(2,288)	(787)
17/6/2008.....	17/6/2013	73,000	3.57% p.a.	USD LIBOR 6M BBA	(2,288)	(787)
21/2/2007.....	21/2/2017	85,000	Zero cost	Interest rate Collar*	(12,268)	(11,122)
4/8/2008.....	5/8/2013	74,000	3.60% p.a.	USD LIBOR 6M BBA	(3,226)	(1,592)
30/6/2011.....	29/6/2018	50,000	3.45% p.a.	USD LIBOR 3M BBA	(15,478)	(19,783)
30/9/2011.....	29/6/2018	20,000	4.05% p.a.	USD LIBOR 3M BBA	(19,031)	(26,075)
28/9/2012.....	29/6/2018	40,000	3.60% p.a.	USD LIBOR 3M BBA	(4,396)	(5,852)
22/8/2011.....	22/8/2018	65,000	2.79% p.a.	USD LIBOR 6M BBA	(4,297)	(5,087)
31/01/2013.....	15/12/2020	133,700	3.51% p.a.	USD LIBOR 6M BBA	(11,088)	(16,672)
15/1/2014.....	15/1/2021	67,781	2.94% p.a.	USD LIBOR 3M BBA	(2,461)	(4,931)
15/2/2014.....	15/2/2021	67,781	2.99% p.a.	USD LIBOR 3M BBA	(2,524)	(4,990)
15/3/2014.....	15/3/2021	67,781	3.03% p.a.	USD LIBOR 3M BBA	(2,558)	(5,019)
20/2/2013.....	20/2/2020	30,000	2.39% p.a.	USD LIBOR 3M BBA	(770)	(1,892)
30/4/2013.....	30/4/2020	30,000	2.49% p.a.	USD LIBOR 3M BBA	(818)	(1,949)
30/6/2013.....	30/6/2020	30,000	2.58% p.a.	USD LIBOR 3M BBA	(867)	(2,009)
30/6/2013.....	30/6/2020	30,000	2.41% p.a.	USD LIBOR 3M BBA	(611)	(1,751)
20/2/2013.....	20/2/2020	30,000	2.24% p.a.	USD LIBOR 3M BBA	(541)	(1,684)
30/4/2013.....	30/4/2020	30,000	2.32% p.a.	USD LIBOR 3M BBA	(562)	(1,703)
30/6/2013.....	30/6/2020	16,400	2.46% p.a.	USD LIBOR 3M BBA	(429)	(1,050)
30/4/2013.....	30/4/2020	16,400	2.38% p.a.	USD LIBOR 3M BBA	(409)	(1,030)
20/2/2013.....	20/2/2020	16,400	2.29% p.a.	USD LIBOR 3M BBA	(386)	(1,006)
<b>Total fair value</b>					<b><u>(150,437)</u></b>	<b><u>(158,946)</u></b>

\* Notional amount \$85,000 amortizing zero-cost collar (2.23%–6.00%) with knock-in floor sold at 2.23% and struck at 6.00%, as a 10-year forward hedge, covering the period from February 2007 to February 2017. The agreement guarantees that the interest rate payable on the Company's loans throughout the 10-year period will always remain between 2.23% and 6.00% excluding margin.

The interest rate swaps included in the table above are for the Credit Facility discussed in Note 9 and the term loans discussed in Note 9.2.1, 9.2.2, 9.2.3, 9.2.5, 9.2.6, 9.2.10, 9.2.11 and 9.2.12.

In the three years ended December 31, 2010, 2011 and 2012, the realized ineffectiveness of the interest rate swaps discussed under (a) above was \$0.

**(b) Interest rate swaps that do not meet the criteria for hedge accounting:** As of both December 31, 2011 and 2012, the Company had outstanding one interest rate swap agreement for the purpose of managing risks associated with the variability of changing LIBOR-related interest rates. Such agreement did not meet hedge accounting criteria and therefore changes in its fair value

**COSTAMARE INC.**  
**NOTES TO CONSOLIDATED FINANCIAL STATEMENTS—(Continued)**  
For the year ended December 31, 2012  
(Expressed in thousands of U.S. dollars, except share and per share data)

is reflected in earnings. More specifically, the swap has a Notional amount \$100,000 non-amortizing zero-cost collar (1.37%–6.00%) with a knock-in floor sold at 1.37% and struck at 6.00%, as a nine-year forward hedge, covering the period from September 2008 to March 2017. At December 31, 2011 and 2012, the fair value of this swap was a liability of \$20,254 and \$21,865, respectively and is included in Fair value of derivatives in the accompanying consolidated balance sheets.

**(c) Foreign currency agreements:** As of December 31, 2012, the Company was engaged in two Euro/U.S. dollar contracts totaling \$5,000 at an average forward rate of Euro/U.S. dollar 1.280 expiring in monthly intervals up to February 2013.

As of December 31, 2011, the Company was engaged in sixteen Euro/U.S. dollar contracts totaling \$25,000 at an average forward rate of Euro/U.S. dollar 1.3422 expiring in monthly intervals in 2012.

As of December 31, 2010, the Company was engaged in sixteen Euro/U.S. dollar contracts totaling \$36,000 at an average forward rate of Euro/U.S. dollar 1.3269 expiring in monthly intervals in 2011.

The total change of forward contracts fair value for the year ended December 31, 2012, was a gain of \$1,149, for the year ended December 31, 2011, was a loss of \$1,442 and for the year ended December 31, 2010 was a gain of \$414 and are included in Gain / (loss) on derivative instruments in the accompanying consolidated statements of income.

**The Effect of Derivative Instruments for the years ended  
December 31, 2010, 2011 and 2012**

<b>Derivatives in ASC 815 Cash Flow Hedging Relationships</b>							
	<b>Amount of Gain / (Loss) Recognized in Accumulated OCI on Derivative (Effective Portion)</b>			<b>Location of Gain / (Loss) Recognized in Income on Derivative (Ineffective Portion)</b>	<b>Amount of Gain / (Loss) Recognized in Income on Derivative (Ineffective Portion)</b>		
	<u>2010</u>	<u>2011</u>	<u>2012</u>		<u>2010</u>	<u>2011</u>	<u>2012</u>
	Interest rate swaps	(21,909)	(55,482)		(8,509)	Gain / (loss) on derivative instruments	—
<b>Total</b>	<b><u>(21,909)</u></b>	<b><u>(55,482)</u></b>	<b><u>(8,509)</u></b>		<b><u>—</u></b>	<b><u>—</u></b>	<b><u>—</u></b>

**Derivatives Not Designated as Hedging Instruments  
under ASC 815**

	<b>Location of Gain (Loss) Recognized on Derivative</b>	<b>Amount of Gain / (Loss) Recognized in Income on Derivative</b>		
		<u>2010</u>	<u>2011</u>	<u>2012</u>
Interest rate swaps	Gain / (loss) on derivative instruments	(4,873)	(7,267)	(1,611)
Forward contracts	Gain / (loss) on derivative instruments	414	(1,442)	1,149
<b>Total</b>		<b><u>(4,459)</u></b>	<b><u>(8,709)</u></b>	<b><u>(462)</u></b>

**16. Financial Instruments:**

**(a) Interest rate risk:** The Company's interest rates and loan repayment terms are described in Note 9.

**(b) Concentration of credit risk:** Financial instruments consist principally of cash, trade accounts receivable, investments and derivatives. The Company places its temporary cash investments, consisting mostly of deposits, primarily with high credit rated financial institutions. The Company performs periodic evaluations of the relative credit standing of those financial institutions that are

**COSTAMARE INC.**  
**NOTES TO CONSOLIDATED FINANCIAL STATEMENTS—(Continued)**  
For the year ended December 31, 2012  
(Expressed in thousands of U.S. dollars, except share and per share data)

considered in the Company's investment strategy. The Company limits its credit risk with accounts receivable by performing ongoing credit evaluations of its customers' financial condition and generally does not require collateral for its accounts receivable and does not have any agreements to mitigate credit risk. The Company limits the exposure of non-performance by counterparties to derivative instruments by diversifying among counterparties with high credit ratings and performing periodic evaluations of the relative credit standing of the counterparties.

(c) **Fair value:** The carrying amounts reflected in the accompanying consolidated balance sheet of financial assets and accounts payable approximate their respective fair values due to the short maturity of these instruments. The fair value of long-term bank loans with variable interest rates approximate the recorded values, generally due to their variable interest rates. The fair value of the interest rate swap agreements discussed in Note 15 above are determined through Level 2 of the fair value hierarchy as defined in FASB guidance for Fair Value Measurements and are derived principally from or corroborated by observable market data, interest rates, yield curves and other items that allow value to be determined.

The fair value of the interest rate swap agreements discussed in Note 15(a) and (b) equates to the amount that would be paid by the Company to cancel the agreements. As at December 31, 2011 and 2012, the fair value of these interest rate swaps in aggregate amounted to a liability of \$170,691 and \$180,811, respectively.

The fair market value of the forward contracts discussed in Note 15(c) determined through Level 2 of the fair value hierarchy as at December 31, 2011 and 2012 amounted to a liability of \$984 and an asset of \$165, respectively.

The following tables summarize the hierarchy for determining and disclosing the fair value of assets and liabilities by valuation technique on a recurring basis as of the valuation date.

	December 31, 2011	Quoted Prices in Active Markets for Identical Assets (Level 1)	Significant Other Observable Inputs (Level 2)	Unobservable Inputs (Level 3)
<b>Recurring measurements:</b>				
Forward contracts—liability position.....	(984)	—	(984)	—
Interest rate swaps—liability position.....	<u>(170,691)</u>	—	<u>(170,691)</u>	—
<b>Total</b> .....	<u><u>(171,675)</u></u>	—	<u><u>(171,675)</u></u>	—
	December 31, 2012	Quoted Prices in Active Markets for Identical Assets (Level 1)	Significant Other Observable Inputs (Level 2)	Unobservable Inputs (Level 3)
<b>Recurring measurements:</b>				
Forward contracts—asset position.....	165	—	165	—
Interest rate swaps—liability position.....	<u>(180,811)</u>	—	<u>(180,811)</u>	—
<b>Total</b> .....	<u><u>(180,646)</u></u>	—	<u><u>(180,646)</u></u>	—

**17. Comprehensive Income/(Loss):**

In 2010, other comprehensive income/(loss) decreased with losses of \$22,247 relating to the change of the fair value of derivatives that qualify for hedge accounting and the fair value of bonds. In 2011, other comprehensive income/(loss) decreased with losses of \$58,242 relating to the change of the fair value of derivatives that qualify for hedge accounting and net settlements on interest rate swaps qualifying for cash flow hedge. In 2012, other comprehensive income/(loss) decreased with

**COSTAMARE INC.**  
**NOTES TO CONSOLIDATED FINANCIAL STATEMENTS—(Continued)**  
For the year ended December 31, 2012  
(Expressed in thousands of U.S. dollars, except share and per share data)

losses of \$11,705 relating to the change of the fair value of derivatives that qualify for hedge accounting and net settlements on interest rate swaps qualifying for cash flow hedge. As at December 31, 2010, 2011 and 2012, comprehensive income/(loss) amounted to \$58,977, \$29,350 and \$69,424, respectively.

**18. Subsequent Events:**

**(a) Declaration and payment of Dividends:** In January 2013, the Company declared a dividend for the fourth quarter ended December 31, 2012 of \$20,196 or \$0.27 per share paid on February 13, 2013, to stockholders of record at the close of trading of the Company's common stock on the New York Stock Exchange on January 30, 2013.

**(b) Loan draw-down:** On January 25, 2013, the Company drew down the amount of \$7,640 in order to partly finance the third pre-delivery installment of hull S4024 (Note 9.2.12).

**(c) Vessel sale:** On January 2, 2013, vessel *MSC Washington* was delivered to her scrap buyers (Note 7).

**(d) Vessel acquisition:** On January 15, 2013, the Company agreed to purchase the secondhand vessel *Venetiko* (ex. *Ace Ireland*) through a wholly-owned subsidiary incorporated in the Republic of Liberia, at a price of \$22,200. The vessel was delivered to the Company on January 30, 2013.

**(e) V-Ships:** On January 7, 2013, Costamare Shipping entered into a co-operation agreement (the "Co-operation Agreement") with third-party ship managers V.Ships Greece Ltd., pursuant to which the two companies will establish a ship management cell (the "Cell") under V.Ships Greece Ltd. In April 2013, the Cell is expected to commence providing technical, crewing, provisioning, bunkering, sale and purchase and accounting services, as well as certain commercial management services, to initially about 22 Costamare Inc. container vessels, including all container vessels currently managed by CIEL, pursuant to separate management agreements to be entered into between Costamare Shipping and V.Ships Greece Ltd., for a daily management fee payable by Costamare Shipping to V.Ships Greece Ltd. Costamare Shipping will remain the head manager for all vessels owned by the Company. The Cell will also offer ship management services to third-party owners and the net profits from the operation of the Cell will be split equally between V.Ships Greece Ltd. and Costamare Shipping. Costamare Shipping has agreed to pass to the Company the net profit, if any, it receives pursuant to the Co-operation Agreement as a refund or reduction of the management fees payable by the Company to Costamare Shipping under the Group Management Agreement.

## SUBSIDIARIES OF COSTAMARE INC.

The following companies are subsidiaries of Costamare Inc. as of February 22, 2013.

<u>Name of Subsidiary</u>	<u>Jurisdiction of Incorporation</u>	<u>Proportion of Ownership Interest</u>
MERIN SHIPPING CO.....	Liberia	100%
LYTTON SHIPPING CO.....	Liberia	100%
NIGEL SHIPPING CO. ....	Liberia	100%
VENOR SHIPPING CO.....	Liberia	100%
LEGE SHIPPING CO. ....	Liberia	100%
SIMS SHIPPING CO. ....	Liberia	100%
DENOR SHIPPING CO.....	Liberia	100%
BURTON SHIPPING CO. ....	Liberia	100%
FLOW SHIPPING CO.....	Liberia	100%
MERTEN SHIPPING CO. ....	Liberia	100%
RAY SHIPPING CO. ....	Liberia	100%
MIKO SHIPPING CO.....	Liberia	100%
CORNAS SHIPPING CO.....	Liberia	100%
MERA SHIPPING CO. ....	Liberia	100%
DOURO SHIPPING CO.....	Liberia	100%
GRAPPA SHIPPING CO.....	Liberia	100%
LANG SHIPPING CO.....	Liberia	100%
DINO SHIPPING CO. ....	Liberia	100%
COSTIS MARITIME CORPORATION.....	Liberia	100%
CHRISTOS MARITIME CORPORATION .....	Liberia	100%
ACHILLEAS MARITIME CORPORATION .....	Liberia	100%
FASTSAILING MARITIME CO. ....	Liberia	100%
KALAMATA SHIPPING CORPORATION .....	Liberia	100%
NAVARINO MARITIME CORPORATION .....	Liberia	100%
MARINA MARITIME CORPORATION.....	Liberia	100%
COSTACHILLE MARITIME CORPORATION.....	Liberia	100%
ANGISTRI CORPORATION .....	Liberia	100%
TAKOULIS MARITIME CORPORATION .....	Liberia	100%
FANAKOS MARITIME CORPORATION .....	Liberia	100%

<u>Name of Subsidiary</u>	<u>Jurisdiction of Incorporation</u>	<u>Proportion of Ownership Interest</u>
MARVISTA MARITIME INC. ....	Liberia	100%
SEA ELF MARITIME INC. ....	Liberia	100%
HONAKER SHIPPING COMPANY.....	Liberia	100%
CAPETANISSA MARITIME CORPORATION .....	Liberia	100%
WEST END SHIPPING CO. LTD.....	Liberia	100%
RENA MARITIME CORPORATION .....	Liberia	100%
ALEXIA TRANSPORT CORP.....	Liberia	100%
CARAVOKYRA MARITIME CORPORATION .....	Liberia	100%
MARATHOS SHIPPING INC.....	Liberia	100%
BULLOW INVESTMENTS INC.....	Liberia	100%
MONTES SHIPPING CO.....	Liberia	100%
KELSEN SHIPPING CO. ....	Liberia	100%
MAS SHIPPING CO.....	Liberia	100%
GUILDMORE NAVIGATION S.A.	Liberia	100%
VOLK SHIPPING CO.....	Liberia	100%
URIZA SHIPPING CO.....	Liberia	100%
DAVIES SHIPPING CO.....	Liberia	100%
ERIN SHIPPING CO.....	Liberia	100%
BROOKES SHIPPING CO. ....	Liberia	100%
IDEA SHIPPING CO.....	Liberia	100%
DOME SHIPPING CO. ....	Liberia	100%
RONDA SHIPPING CO.....	Liberia	100%
ROYCE SHIPPING CO. ....	Liberia	100%
MABEL SHIPPING CO. ....	Liberia	100%
WARRICK SHIPPING CO.....	Liberia	100%
CONVEY SHIPPING CO. ....	Liberia	100%
SIMONE SHIPPING CO. ....	Liberia	100%
CAGNEY SHIPPING CO. ....	Liberia	100%
MADELIA SHIPPING CO.....	Liberia	100%
ADELE SHIPPING CO. ....	Liberia	100%
BASTIAN SHIPPING CO.....	Liberia	100%
CADENCE SHIPPING CO.....	Liberia	100%
EDITH SHIPPING CO.....	Liberia	100%

<u>Name of Subsidiary</u>	<u>Jurisdiction of Incorporation</u>	<u>Proportion of Ownership Interest</u>
DAINA SHIPPING CO.....	Liberia	100%
GAVIN SHIPPING CO.....	Liberia	100%
FAY SHIPPING CO.....	Liberia	100%
HALEY SHIPPING CO.....	Liberia	100%
IDRIS SHIPPING CO.....	Liberia	100%
JODIE SHIPPING CO.....	Liberia	100%
KAYLEY SHIPPING CO.....	Liberia	100%
MANSEL SHIPPING CO.....	Liberia	100%
NICKY SHIPPING CO.....	Liberia	100%
ODETTE SHIPPING CO.....	Liberia	100%
PERCY SHIPPING CO.....	Liberia	100%
LEROY SHIPPING CO.....	Liberia	100%
UNDINE SHIPPING CO.....	Liberia	100%
TERANCE SHIPPING CO.....	Liberia	100%
QUENTIN SHIPPING CO.....	Liberia	100%
RAYMOND SHIPPING CO.....	Liberia	100%
SANDER SHIPPING CO.....	Liberia	100%
VIRNA SHIPPING CO.....	Liberia	100%
VALLI SHIPPING CO.....	Liberia	100%
WALDO SHIPPING CO.....	Liberia	100%
JOYNER CARRIERS S.A.....	Liberia	100%
LINDNER SHIPPING CO.....	Liberia	100%

**CERTIFICATION OF CHIEF EXECUTIVE OFFICER****I, Konstantinos Konstantakopoulos, certify that:**

1. I have reviewed this annual report on Form 20-F of Costamare Inc.;
2. Based on my knowledge, this report does not contain any untrue statement of a material fact or omit to state a material fact necessary to make the statements made, in light of the circumstances under which such statements were made, not misleading with respect to the period covered by this report;
3. Based on my knowledge, the financial statements, and other financial information included in this report, fairly present in all material respects the financial condition, results of operations and cash flows of the company as of, and for, the periods presented in this report;
4. The company's other certifying officer(s) and I are responsible for establishing and maintaining disclosure controls and procedures (as defined in Exchange Act Rules 13a-15(e) and 15d-15(e)) and internal control over financial reporting (as defined in Exchange Act Rules 13a-15(f) and 15d-15(f)) for the company and have:
  - (a) Designed such disclosure controls and procedures, or caused such disclosure controls and procedures to be designed under our supervision, to ensure that material information relating to the company, including its consolidated subsidiaries, is made known to us by others within those entities, particularly during the period in which this report is being prepared;
  - (b) Designed such internal control over financial reporting, or caused such internal control over financial reporting to be designed under our supervision, to provide reasonable assurance regarding the reliability of financial reporting and the preparation of financial statements for external purposes in accordance with generally accepted accounting principles;
  - (c) Evaluated the effectiveness of the company's disclosure controls and procedures and presented in this report our conclusions about the effectiveness of the disclosure controls and procedures, as of the end of the period covered by this report based on such evaluation; and
  - (d) Disclosed in this report any change in the company's internal control over financial reporting that occurred during the period covered by the annual report that has materially affected, or is reasonably likely to materially affect, the company's internal control over financial reporting; and
5. The company's other certifying officers and I have disclosed, based on our most recent evaluation of internal control over financial reporting, to the company's auditors and the audit committee of the company's board of directors (or persons performing the equivalent functions):
  - (a) All significant deficiencies and material weaknesses in the design or operation of internal control over financial reporting which are reasonably likely to adversely affect the company's ability to record, process, summarize and report financial information; and
  - (b) Any fraud, whether or not material, that involves management or other employees who have a significant role in the company's internal control over financial reporting.

Dated: March 1, 2013

By: /s/ KONSTANTINOS KONSTANTAKOPOULOS

**Name: Konstantinos Konstantakopoulos**  
**Title: Chief Executive Officer**



**CERTIFICATION OF CHIEF FINANCIAL OFFICER****I, Gregory Zikos, certify that:**

1. I have reviewed this annual report on Form 20-F of Costamare Inc.;
2. Based on my knowledge, this report does not contain any untrue statement of a material fact or omit to state a material fact necessary to make the statements made, in light of the circumstances under which such statements were made, not misleading with respect to the period covered by this report;
3. Based on my knowledge, the financial statements, and other financial information included in this report, fairly present in all material respects the financial condition, results of operations and cash flows of the company as of, and for, the periods presented in this report;
4. The company's other certifying officer(s) and I are responsible for establishing and maintaining disclosure controls and procedures (as defined in Exchange Act Rules 13a-15(e) and 15d-15(e)) and internal control over financial reporting (as defined in Exchange Act Rules 13a-15(f) and 15d-15(f)) for the company and have:
  - (a) Designed such disclosure controls and procedures, or caused such disclosure controls and procedures to be designed under our supervision, to ensure that material information relating to the company, including its consolidated subsidiaries, is made known to us by others within those entities, particularly during the period in which this report is being prepared;
  - (b) Designed such internal control over financial reporting, or caused such internal control over financial reporting to be designed under our supervision, to provide reasonable assurance regarding the reliability of financial reporting and the preparation of financial statements for external purposes in accordance with generally accepted accounting principles;
  - (c) Evaluated the effectiveness of the company's disclosure controls and procedures and presented in this report our conclusions about the effectiveness of the disclosure controls and procedures, as of the end of the period covered by this report based on such evaluation; and
  - (d) Disclosed in this report any change in the company's internal control over financial reporting that occurred during the period covered by the annual report that has materially affected, or is reasonably likely to materially affect, the company's internal control over financial reporting; and
5. The company's other certifying officers and I have disclosed, based on our most recent evaluation of internal control over financial reporting, to the company's auditors and the audit committee of the company's board of directors (or persons performing the equivalent functions):
  - (a) All significant deficiencies and material weaknesses in the design or operation of internal control over financial reporting which are reasonably likely to adversely affect the company's ability to record, process, summarize and report financial information; and
  - (b) Any fraud, whether or not material, that involves management or other employees who have a significant role in the company's internal control over financial reporting.

Dated: March 1, 2013

By: /s/ GREGORY ZIKOS

Name: Gregory Zikos

Title: Chief Financial Officer

**CERTIFICATION PURSUANT TO  
18 U.S.C. SECTION 1350  
AS ADOPTED PURSUANT TO SECTION 906  
OF THE SARBANES-OXLEY ACT OF 2002**

In connection with the annual report on Form 20-F of Costamare Inc., a corporation organized under the laws of the Republic of The Marshall Islands (the "Company"), for the period ending December 31, 2012, as filed with the Securities and Exchange Commission on the date hereof (the "Report"), the undersigned officer of the Company certifies pursuant to 18 U.S.C. Section 1350, as adopted pursuant to Section 906 of the Sarbanes-Oxley Act of 2002, that:

1. the Report fully complies with the requirements of Section 13(a) or 15(d) of the Securities Exchange Act of 1934; and
2. the information contained in the Report fairly presents, in all material respects, the financial condition and results of operations of the Company as of, and for, the periods presented in the report.

The foregoing certification is provided solely for purposes of complying with the provisions of Section 906 of the Sarbanes-Oxley Act of 2002 and is not intended to be used or relied upon for any other purpose.

Date: March 1, 2013

By: /s/ KONSTANTINOS KONSTANTAKOPOULOS  
**Name: Konstantinos Konstantakopoulos**  
**Title: Chief Executive Officer**

**CERTIFICATION PURSUANT TO  
18 U.S.C. SECTION 1350  
AS ADOPTED PURSUANT TO SECTION 906 OF  
THE SARBANES-OXLEY ACT OF 2002**

In connection with the annual report on Form 20-F of Costamare Inc., a corporation organized under the laws of the Republic of The Marshall Islands (the "Company"), for the period ending December 31, 2012, as filed with the Securities and Exchange Commission on the date hereof (the "Report"), the undersigned officer of the Company certifies pursuant to 18 U.S.C. Section 1350, as adopted pursuant to Section 906 of the Sarbanes-Oxley Act of 2002, that:

1. the Report fully complies with the requirements of Section 13(a) or 15(d) of the Securities Exchange Act of 1934; and
2. the information contained in the Report fairly presents, in all material respects, the financial condition and results of operations of the Company as of, and for, the periods presented in the report.

The foregoing certification is provided solely for purposes of complying with the provisions of Section 906 of the Sarbanes-Oxley Act of 2002 and is not intended to be used or relied upon for any other purpose.

Date: March 1, 2013

By: /s/ GREGORY ZIKOS

**Name: Gregory Zikos**

**Title: Chief Financial Officer**

**CONSENT OF INDEPENDENT REGISTERED PUBLIC ACCOUNTING FIRM**

We consent to the incorporation by reference in the Registration Statement on Form F-3 (No. 333-179244) of our reports dated March 1, 2013 with respect to the consolidated financial statements of Costamare Inc. and the effectiveness of internal control over financial reporting of Costamare Inc. included in this Annual Report (Form 20-F) for the year ended December 31, 2012.

/s/ ERNST & YOUNG (HELLAS) CERTIFIED AUDITORS  
ACCOUNTANTS S.A.  
Ernst & Young (Hellas) Certified Auditors Accountants S.A.

Athens, Greece  
March 1, 2013



# Corporate Directory

## **Board of Directors and Management**

**Konstantinos Konstantakopoulos**  
Chief Executive Officer and Chairman

**Gregory G. Zikos**  
Chief Financial Officer and Director

**Konstantinos Zacharatos**  
Director

**Vagn Lehd Møller**  
Director

**Charlotte Stratos**  
Director

**Anastassis Gabrielides**  
General Counsel and Secretary

## **Corporate Office**

COSTAMARE Inc.  
60, Zephyrou Street & Syngrou Avenue  
Athens, Greece  
Tel: + 30 210 949 0050  
Fax: +30 210 940 6454

## **Stock Listing**

Costamare's common stock is traded on the New York Stock Exchange under the ticker symbol "CMRE".

## **Transfer Agent and Registrar**

American Stock Transfer & Trust Company, LLC  
6201 15th Avenue,  
Brooklyn, NY 11219  
Tel. +1 718 921 8200

## **Legal Counsel**

Cravath, Swaine & Moore LLP  
Worldwide Plaza  
825 Eighth Avenue  
New York, NY 10019

## **Independent Auditors**

Ernst & Young (Hellas) Certified Auditors  
Accountants S.A.

## **Corporate Website**

Information about Costamare's continued development, press releases, presentations and other investor related materials can be accessed through our website at: [www.costamare.com](http://www.costamare.com).

# Forward-Looking Statements

This Annual Report contains "forward-looking statements." In some cases, you can identify these statements by forward-looking words such as "believe", "intend", "anticipate", "estimate", "project", "forecast", "plan", "potential", "may", "should", "could" and "expect" and similar expressions. These statements are not historical facts but instead represent only Costamare's belief regarding future results, many of which, by their nature, are inherently uncertain and outside of Costamare's control. It is possible that actual results may differ, possibly materially, from those anticipated in these forward-looking statements. For a discussion of some of the risks and important factors that could affect future results, see the discussion in the Annual Report on Form 20-F (File No. 001-34934) included herewith under the captions "Forward-Looking Statements" and "Risk Factors".

# Non-GAAP Measures

The Company reports its financial results in accordance with U.S. generally accepted accounting principles (GAAP). However, management believes that certain non-GAAP financial measures used in managing the business may provide users of these financial measures additional meaningful comparisons between current results and results in prior operating periods. Management believes that these non-GAAP financial measures can provide additional meaningful reflection of underlying trends of the business because they provide a comparison of historical information that excludes certain items that impact the overall comparability. Management also uses these non-GAAP financial measures in making financial, operating and planning decisions and in evaluating the Company's performance. Tables on page 6 set out supplemental financial data and corresponding reconciliations to GAAP financial measures for the past three years. Non-GAAP financial measures should be viewed in addition to, and not as an alternative for, the Company's reported results prepared in accordance with GAAP. Non-GAAP financial measures include (i) Adjusted Net Income, (ii) Adjusted earnings per share, (iii) EBITDA and (iv) Adjusted EBITDA.



COSTAMARE Inc.

One of the world's leading owners and providers of containerships

COSTAMARE Inc.

60, Zephyrou Street & Syngrou Avenue  
Athens, Greece

Tel: + 30 210 949 0050

Fax: + 30 210 940 6454

[www.costamare.com](http://www.costamare.com)