



Combined Annual and Sustainability Report



Building a Smokeless World

Annual Report and Form 20-F 2023



A refined purpose:

The best choice any adult smoker can make will always be quitting combustible tobacco products completely.

For the last few years, our aim has been to build A Better Tomorrow™. This has meant working to reduce the health impact of our business by offering adult consumers a greater choice of enjoyable and reduced-risk*† products compared to cigarettes.

Now is the time to take a step forward.

BAT's New Category products are not smoking cessation devices and are not marketed for that purpose.



Explore the story of our year

Featuring downloadable versions of this and previous reports, as well as other content – all accessible on desktop, tablet and mobile.

 Find out more online
bat.com/reporting

A Better Tomorrow™ means Building a Smokeless World.

A smokeless world built on smokeless products where, ultimately, cigarettes have become a thing of the past.

A world where smokers have migrated from cigarettes to smokeless alternatives.

A world where Tobacco Harm Reduction is both understood and accepted.

A world where smokers make a switch to better.



Member of
**Dow Jones
Sustainability Indices**

Powered by the S&P Global CSA

* Based on the weight of evidence and assuming a complete switch from cigarette smoking. These products are not risk free and are addictive.
† Our vapour product Vuse (including Alto, Solo, Ciro and Vibe), and certain products, including Velo, Grizzly, Kodiak, and Camel Snus, which are sold in the U.S., are subject to FDA regulation and no reduced-risk claims will be made as to these products without agency clearance.

Inside This Report

British American Tobacco p.l.c. (No. 3407696) Annual Report 2023

This document constitutes the Annual Report and Accounts of British American Tobacco p.l.c. (the Company) and the British American Tobacco Group prepared in accordance with UK requirements and the Annual Report on Form 20-F prepared in accordance with the U.S. Securities Exchange Act of 1934 (the Exchange Act) and the rules promulgated thereunder for the year ended 31 December 2023, except that certain phrases, paragraphs or similar sections denoted with a '@' symbol do not form part of the Annual Report on Form 20-F as filed with the U.S. Securities and Exchange Commission (the SEC) and certain phrases, paragraphs or similar sections denoted with a 'x' symbol do not form part of the Annual Report and Accounts. In addition, the Report of Independent Registered Public Accounting Firm on pages 206 and ## will only be included in the Annual Report on Form 20-F. Moreover, the information in this document may be updated or supplemented only for purposes of the Annual Report on Form 20-F at the time of filing with the SEC or later amended if necessary. Any such updates, supplements or amendments will also be denoted with a 'x' symbol. Insofar as this document constitutes the Annual Report and Accounts, it has been prepared and is presented in accordance with, and reliance upon, applicable English company law and the liabilities of the Directors in connection with this report shall be subject to the limitations and restrictions provided by such law.

This document is made up of the Strategic Report, the Governance Report, the Financial Statements and Notes, and certain other information. Our Strategic Report, pages 4 to 129, includes our purpose and strategy, global market overview, business model, global performance, as well as our financial performance and principal Group risks. The Strategic Report has been approved by the Board of Directors and signed on its behalf by Caroline Ferland, Company Secretary. Our Governance Report on pages 130 to 192 contains detailed corporate governance information, our Committee reports and our Responsibility of Directors. The Directors' Report on pages 130 to 160 (the Governance pages), page 193 (Responsibility of Directors) and pages 330 to 402 (the Additional Disclosure and Shareholder Information pages) has been approved by the Board of Directors and signed on its behalf by Caroline Ferland, Company Secretary. Our Financial Statements and Notes are on pages 194 to 329. The Other Information section commences on page 330.

This document provides alternative performance measures (APMs) which are not defined or specified under the requirements of International Financial Reporting Standards (IFRS). We believe these APMs provide readers with important additional information on our business. We have included a Non-GAAP measures section on pages 335 to 349 which provides a comprehensive list of the APMs that we use, an explanation of how they are calculated, why we use them and a reconciliation to the most directly comparable IFRS measure where relevant.

British American Tobacco p.l.c. has shares listed on the London Stock Exchange (BATS), the Johannesburg Stock Exchange (BTJ), and, as American Depository Shares, on the New York Stock Exchange (BTI).

The Annual Report is published on bat.com. A printed copy is mailed to shareholders on the UK main register who have elected to receive it. Otherwise, shareholders are notified that the Annual Report is available on the website and will, at the time of that notification, receive a short Performance Summary (which sets out an overview of the Group's performance, headline facts and figures and key dates in the Company's financial calendar) and Proxy Form. Specific local mailing and/or notification requirements will apply to shareholders on the South Africa branch register.

References in this publication to 'British American Tobacco', 'BAT', 'Group', 'we', 'us' and 'our' when denoting opinion refer to British American Tobacco p.l.c. and when denoting business activity refer to British American Tobacco p.l.c. and its subsidiaries, collectively or individually as the case may be, as well as in some circumstances those who work for them. When denoting business activity these collective expressions are used for ease of reference only and do not imply any other relationship between British American Tobacco p.l.c. and its subsidiaries. The companies in which British American Tobacco p.l.c. directly and indirectly has an interest are separate and distinct legal entities.

The material in this Annual Report and Form 20-F is provided for the purpose of giving information about the Company to investors only and is not intended for general consumers. The Company, its Directors, employees, agents or advisers do not accept or assume responsibility to any other person to whom this material is shown or into whose hands it may come and any such responsibility or liability is expressly disclaimed. The material in this Annual Report is not provided for product advertising, promotional or marketing purposes. This material does not constitute and should not be construed as constituting an offer to sell, or a solicitation of an offer to buy, any of our products. Our products are sold only in compliance with the laws of the particular jurisdictions in which they are sold. References in this document to information on websites, including the web address of BAT, have been included as inactive textual references only. These websites and the information contained therein or connected thereto are not intended to be incorporated into or to form part of the Annual Report and Form 20-F.

Cautionary statement

This document contains forward-looking statements. For our full cautionary statement, please see page 386.

Strategic Report

Overview

Our Global Business	2
Our Multi-Category Portfolio	4
Chair's Introduction	6
Chief Executive's Review	8
Our Year in Numbers	10
Our ESG Roadmap	11
Interim Finance Director's Overview	12

Our Strategy

Our Strategic Navigator	14
Strategy Summary	16
Our Business Model	18
Non-Financial and Sustainability Information Statement	20
Engaging with Our Stakeholders	22
Investment Case	24
Our Markets and Megatrends	26

Quality Growth

Strategic Pillar Overview	28
Our Vapour Products	30
Our Heated Products	32
Our Modern Oral Products	34
Our Traditional Oral Products	36
Our Combustible Products	37
Beyond Nicotine	39

Dynamic Business

Strategic Pillar Overview	40
Capital Efficiency	42
U.S.	44
AME	46
APMEA	48
Financial Performance Summary	50
Treasury and Cash Flow	56
Other	58

Sustainable Future

Strategic Pillar Overview	60
Advancing Sustainability for A Better Tomorrow™	64
Leading in Sustainability and Integrity	66
Sustainability Highlights	68
Sustainability Policies, Procedures and Standards	72
Double Materiality Assessment	74

Our Material Sustainability Topics:

Harm Reduction	78
Climate Change	80
Circular Economy	82
Biodiversity and Ecosystems	84
Water	86
Employees, Diversity and Culture	88
Human Rights	92
Farmer Livelihoods and Communities	94
Marketing and Communications	96
Ethics and Integrity	98
Supplier Engagement	100
TCFD Reporting	102
Our approach to TNFD disclosures	117
ESG Limited Assurance Report®	120
Group Principal Risks	121
Viability Statement	129

Governance

Directors' Report

Chair's Introduction on Governance	130
Board of Directors	132
Management Board	136
Governance Framework	138
Board Leadership	139
Values and Culture	140
Board Activities in 2023	142
Board Engagement with Stakeholders	144
Principal Decisions Made by the Board	149
Division of Responsibilities	150
Board Effectiveness	152
Nominations Committee	154
Audit Committee	159

Remuneration Report

Annual Statement on Remuneration	170
Responsibility of Directors®	193

Financial Statements

Group Financial Statements

Independent Auditor's Report®	194
Group Companies and Undertakings	312
Parent Company Financial Statements®	322

Other Information

Additional Disclosures	330
Shareholder Information	387

Overview

Our Global Business

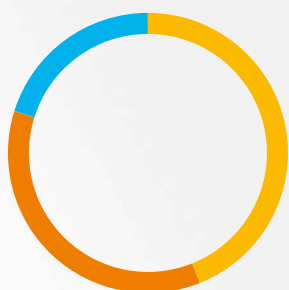
Our regional profile maximises opportunities for quality growth in our sector.
 Each of our markets is accountable for its own performance and driving growth.

Our in-depth marketplace analysis delivers insights on consumer trends and segmentation, which facilitates our geographic brand prioritisation across our regions and markets.

Consumer preferences and technology are evolving rapidly, and we are staying ahead of the curve with our digital hubs and innovation centres. We are also leveraging the expertise of our external partners and are looking forward to exciting results from our venturing initiative, Btomorrow Ventures.

+ Read more about our Markets and Megatrends on [page 26](#)

Revenue by Region



£27,283m

Total revenue

■ U.S.	£11,994m
■ AME	£9,791m
■ APMEA	£5,498m

+ For more key detail on our Regional Performance, see [pages 44 to 49](#)

Our Three Complementary Regions

Map is accurate as at 31 December 2023 and is representative of general geographic regions and does not suggest that the Group operates in each country of every region.



Our business is divided into three complementary regions, with a balanced presence in both high-growth emerging markets and highly profitable developed markets.



3

regions



5

major product categories



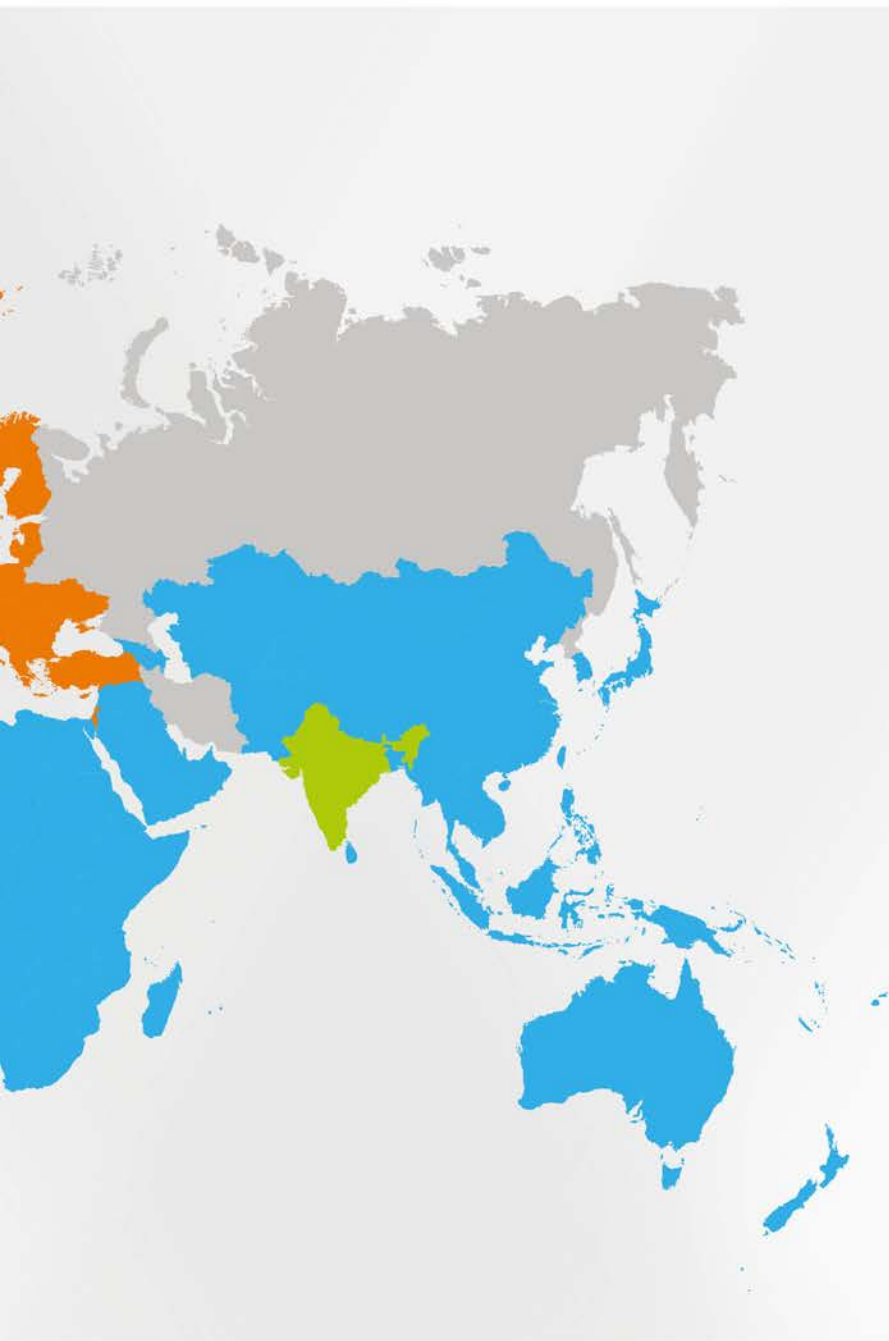
135

employee nationalities



46,000+

employees



United States of America (U.S.)

Key Markets:
U.S.

Americas and Europe (AME)

Key Markets:
Belgium, Brazil, Canada, Chile, Colombia, the Czech Republic, Denmark, France, Germany, Greece, Hungary, Italy, Mexico, Netherlands, Poland, Romania, Spain, Switzerland, Ukraine, the UK.

Asia-Pacific, Middle East and Africa (APMEA)

Key Markets:
Australia, Bangladesh, Japan, Kazakhstan, Malaysia, New Zealand, Pakistan, Saudi Arabia, South Africa, South Korea, Taiwan, Vietnam.

[+ Read more on pages 44 to 49](#)

Associates and joint ventures

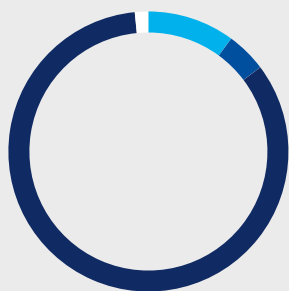
Key Markets:
India

Strategic Management

Our Multi-Category Portfolio

BAT is a consumer-focused business operating internationally. Our multi-category approach means we are well placed to provide adult consumers with products designed for every mood and moment. Our portfolio reflects our commitment to meeting the evolving and varied needs of today’s adult consumers.

Revenue by Product Category



New Categories	£3,347m	12.3%
Traditional Oral	£1,163m	4.2%
Combustibles	£22,108m	81.0%
Other	£665m	2.5%

£27,283m
Total revenue

Strategic Portfolio

These are our key brands in both the combustible and Non-Combustible categories. This ensures focus and investment on the brands and categories that will underpin the Group’s future performance.

The strategic portfolio is:

Non-Combustibles

All brands within New Categories and the strategic Traditional Oral brands in moist and snus.

Combustibles

Dunhill, Kent, Lucky Strike, Pall Mall, Rothmans, Newport (U.S.), Natural American Spirit (U.S.), Camel (U.S.).

Notes:

BAT’s New Category products are not smoking cessation devices and are not marketed for that purpose.

* Based on the weight of evidence and assuming a complete switch from cigarette smoking. These products are not risk free and are addictive.

† Our Vapour product Vuse (including Alto, Solo, Ciro and Vibe), and certain products, including Velo, Grizzly, Kodiak, and Camel Snus, which are sold in the U.S., are subject to FDA regulation and no reduced-risk claims will be made as to these products without agency clearance.

Category	
Our smokeless portfolio	<p>Vapour</p> <p>Vapour products are battery-powered devices that heat e-liquids to produce an inhalable aerosol, commonly known as vapour. Although e-liquids usually contain nicotine, there is no tobacco in Vapour products.</p> <p>+ Read more on page 30</p>
	<p>Heated Products</p> <p>Heated Products (HPs) comprise two main functional parts; an electronic handheld device that contains a lithium-ion battery that powers a heating chamber; and a specially designed consumable that is inserted into the device. Everything has been designed so that nicotine and flavour are released through precision heating.</p> <p>+ Read more on page 32</p>
	<p>Modern Oral</p> <p>Modern Oral products are pouches which contain high purity nicotine, water, and other high-quality ingredients. Consumers place the disposable pouch between their gum and upper lip, typically for around 30 minutes, during which time nicotine and flavours are released and the nicotine is absorbed through the tissues lining the mouth.</p> <p>+ Read more on page 34</p>
	<p>Traditional Oral</p> <p>Traditional Oral products include snus and snuff. Snus is a moist form of oral tobacco originating from Sweden. It is available in loose form or as pouches. The tobacco is typically mixed with water, salt and aromas.</p> <p>+ Read more on page 36</p>
<p>Combustibles</p> <p>The Group sold 555 billion cigarette sticks and 15 billion OTP (stick equivalents) in 2023. The Group operates internationally, with 38 fully integrated cigarette manufacturing facilities in 36 markets.</p> <p>+ Read more on page 37</p>	

Global Drive Brands	Market Footprint	
		<p>63 markets where our Vapour products are currently available</p>
		<p>31 markets where our HPs are currently available</p>
		<p>34 markets where our Modern Oral products are currently available</p>
		<p>3 markets where our Traditional Oral products are currently available</p>
		<p>U.S. Specific</p> 

Overview

Chair's Introduction

Transformation in Action

Our strategy and purpose were discussed extensively during 2023. The result of these discussions was the decision to provide greater clarity on what we mean by A Better Tomorrow™. It means we are committed to Building a Smokeless World.

Luc Jobin
Chair



Dear Fellow Shareholders,

During 2023, the world continued to experience a period of extensive and prolonged uncertainty.

The global economy has entered an era of upheaval, as geopolitical tensions continue to destabilise economies and societies.

Cost-of-living pressures are being compounded by inflation, and this represents a significant challenge for major economies. This has resulted in re-adjustments in work habits and in consumer behaviour.

Ambiguity and uncertainty have long occupied discussions in boardrooms, but I cannot recall a time when this was so pronounced.

As always, my colleagues around the world have responded to the operating environment with resilience and resourcefulness. I would like to thank them, on behalf of the Board, for their ongoing dedication and diligence.

Leadership for the Future

In May 2023, the Board announced a change in the leadership of BAT, with Tadeu Marroco appointed as Chief Executive.

With 30 years of experience across the entire business, Tadeu was the outstanding choice to lead BAT into the next chapter of its history.

With his track record of delivering transformation, building strong teams and ensuring financial discipline, Tadeu is well placed to build on our A Better Tomorrow™ strategy that was first articulated in 2020.

Following his appointment, in June 2023 Tadeu reshaped his Management Board to support a greater focus on improved execution and operational excellence. Having also appointed a new Chief People Officer and with a new Chief Financial Officer due to join us from 1 May 2024, the Board believes the management team at BAT is well placed to execute on the strategy of the business to deliver long-term value for stakeholders.

Refining our Strategy and Purpose

In the context of a rapidly changing world, it is important that shareholders have a holistic view of BAT and our place in it.

This is the second year that we have embedded our sustainability data into our Annual Report.

Our Combined Annual and Sustainability Report again represents the fullest depiction of BAT's business strategy and performance.

Our strategy and purpose were discussed extensively during 2023. The result of these discussions was the decision to provide greater clarity on what we mean by A Better Tomorrow™. It means we are committed to Building a Smokeless World.

This is a commitment to migrate our cigarette consumers actively, sustainably and responsibly to reduced risk[†], smokeless alternatives. In so doing, BAT will deliver for consumers, investors and society, while employees will benefit from a purpose-driven business that they can feel excited about.

Built around the three pillars of Quality Growth, Sustainable Future and Dynamic Business the Board believes this refined strategy is right for the long-term success of BAT. Tadeu discusses this in more detail on page 8 and further information on the refined strategy can be found on page 14.

The refined strategy is a natural extension of the foundations that were laid in 2020 and provides clarity on what BAT intends to focus on in the years to come.

The Board has been engaged in much discussion during the year about 'what' the business should deliver in the future. It is, of course, important for shareholders to understand 'how' we have delivered this year and how we think success should be measured against the refined strategy going forward. Our Combined Annual and Sustainability Report seeks to do that, while honing our non-financial disclosures towards the reporting requirements of the EU Corporate Sustainability Reporting Directive (CSRD).

Our Values and Culture

A strategy is little without the right culture instilled across the organisation to deliver it. A truly dynamic business is one where the people within it understand the strategic aims and the expected behaviours to achieve them.

Values are an important facet of continuing to be an exciting and winning company. It is why the Board was pleased to see a set of rearticulated values being developed in parallel with the refined strategy.

Long-Term View of the Business

Despite an increasingly turbulent external environment, the fundamentals of the tobacco and nicotine sector remain attractive, and the Board believes BAT is in a strong position to realise its potential.

The growth of adult smokers seeking smokeless alternatives is a long-term, sectoral trend. There remain more than one billion adult smokers in the world and there are many jurisdictions which, with the right regulatory approach, could see smoking rates decline faster through greater acceptance of smokeless products.

With our multi-category portfolio, BAT is well placed to capitalise on this consumer shift to smokeless products while continuing to manage the combustible cigarette business in a responsible manner.



Ambiguity and uncertainty have long occupied discussions in boardrooms, but I cannot recall a time when this was so pronounced.

As always, my colleagues around the world have responded to the operating environment with resilience and resourcefulness.

A truly dynamic business is one where the people within it understand the strategic aims and the expected behaviours to achieve them.

Despite an increasingly turbulent external environment, the fundamentals of the tobacco and nicotine sector remain attractive, and BAT is well placed to realise its potential.

The growth of adult smokers seeking smokeless alternatives is a long-term, sectoral trend.

With our geographic footprint and multi-category portfolio, BAT is well placed to capitalise on this consumer shift to smokeless products, while managing the combustible cigarette business in a responsible manner.

BAT's Board and leadership team remain focused on securing long-term, sustainable value creation, by nurturing BAT's culture, building our brands, and delivering A Better Tomorrow™.

We believe that growth within the smokeless category will be driven by sustained investment in our brands and targeted innovation to respond to evolving consumer preferences and tastes. Combined with active portfolio management, we believe that continuing to invest in our brands is fundamental to sustaining BAT's performance for the future.

Dividends

Reflecting the confidence in our business and its future prospects, the Board has declared a dividend of 235.52p per ordinary share, payable in four equal instalments of 58.88p per ordinary share, to shareholders registered on the UK main register or the South Africa branch register and to American Depository Shares (ADS) holders, each on the applicable record dates.

The dividends receivable by ADS holders in US dollars will be calculated based on the exchange rate on the applicable payment dates.

Further information on dividends can be found on page 55 of the Financial Performance Summary and page 388 in the Shareholder Information section.

Board Changes

I was very pleased to welcome Murray Kessler and Serpil Timuray to our Board this year.

Both Murray and Serpil join the Board as independent Non-Executive Directors and members of the Nominations and Remuneration Committees.

Murray possesses extensive leadership experience in growing consumer product companies and managing regulated businesses.

Serpil also brings experience in growing consumer and enterprise product companies, as well as managing global strategy, marketing, innovation and digital transformation.

I am looking forward to their respective contributions as we accelerate our strategy to build A Better Tomorrow™.

Summary and Outlook

While sustained volatility and uncertainty will continue to present challenges, we believe BAT remains well-positioned and resilient.

We are diversified by category, price point and geography. Our smokeless portfolio has been designed to take advantage of sectoral shifts. Our people are highly engaged and have a track record of delivery during uncertain times.

Additionally, our continued investment in our brands and deep understanding of our consumers position us well to capture opportunities in tobacco, nicotine and beyond, markets we believe have very attractive fundamentals.

BAT's Board and leadership team remain focused on securing long-term, sustainable value creation, by nurturing BAT's culture, building our brands, and delivering A Better Tomorrow™.

Notes:

- * Based on the weight of evidence and assuming a complete switch from cigarette smoking. These products are not risk free and are addictive.
- † Our Vapour product Vuse (including Alto, Solo, Ciro and Vibe), and certain products, including Velo, Grizzly, Kodiak, and Camel Snus, which are sold in the U.S., are subject to FDA regulation and no reduced-risk claims will be made as to these products without agency clearance.



From left to right, Group Chair, Luc Jobin, Non-Executive Director Kandy Anand and Chief Executive, Tadeu Marroco

Overview

Chief Executive's Review

Building a Smokeless World

For BAT, A Better Tomorrow™ is very clear. We will work to Build a Smokeless World. The way we will do this is by switching as many smokers as we can to our smokeless products.

Tadeu Marroco
Chief Executive



Dear Stakeholders,

I was very proud to be appointed Chief Executive in May 2023. Having worked at BAT for over three decades, it was an honour to be given the opportunity to lead the business.

Despite an increasingly difficult external environment, I believe we are at a moment of enormous potential for BAT and the tobacco and nicotine sector as a whole.

In order to realise that potential, we must address a number of strategic choices.

Fundamentally, BAT today is a business built to deliver resilient performance, even during uncertain times.

Our geographical diversity and multi-category product portfolio are underpinned by long-term investments in our brands.

Combined with a culture that values delivery today while pursuing future opportunities, we are well positioned to continue delivering stakeholder value over the years to come.

Full-Year 2023 Performance

During 2023, the underlying strengths of BAT were reflected in our performance, despite a challenging environment. While total Group revenue declined 1.3%, revenue at constant currency was up 1.6%, despite the negative impact due to the sale of Russia and Belarus partway through the year.

I was pleased with the performances of AME (with revenue up 5.4%) and APMEA, although APMEA was impacted by a translational foreign exchange headwind which masked a good operating performance as revenue declined 4.0% (up 5.5% at constant rates¹). As a result of a particularly difficult macro-economic environment, the U.S. was down 5.1%.

There was another strong performance from our New Categories which are now profitable at the category contribution level (two years ahead of our original plan), driven by higher revenue (up 15.6%, or 17.8% on a constant currency basis). We currently have 24 million consumers of Non-Combustible products and revenue from these products now accounts for 16.5% of Group revenue.

2023 has brought some unique challenges to the Group, including:

- Having concluded it was no longer sustainable in the current environment, I was pleased that we completed the sale of our Russian and Belarusian businesses in September 2023. As a result, we no longer have a presence in Russia or Belarus and will receive no financial gain from ongoing sales in these markets; and
- Reflecting the difficult trading environment in the U.S., uncertainty regarding the impact of the potential menthol ban and continued drag on our legal Vapour business by illicit single-use products, we have impaired certain U.S. assets (including goodwill and our combustible trademarks), recognising a non-cash charge of £27.3 billion.

In the face of significant turbulence in our operating environment, I am assured by the resilience demonstrated by the business. However, the prospect of ongoing volatility means that there is no room for complacency and this necessitates greater strategic clarity.

A Refined Strategy

As I have said before, the direction of our strategy that was laid out in 2020 remains the right one. What is required now is a clearer articulation of our vision and an improved focus on sharper execution.

The ongoing success of our New Categories business, combined with the underlying strengths of BAT, mean that we are well placed to realise our potential.

Delivering long-term, multi-stakeholder value has long been our aim. What is now required is a clearer picture of how that can create A Better Tomorrow™.

As such, we have refined our strategy to map out how we plan to deliver for stakeholders going forward. Underpinning this is a revised set of values for our employees. Further details on our strategy and values can be found on pages 14-17.

For BAT, A Better Tomorrow™ is very clear. We will work toward Building a Smokeless World. The way we will do this is by switching as many smokers as we can to our smokeless products.

As a business, we are committed to becoming a predominantly smokeless business, targeting 50% of our revenue from Non-Combustibles by 2035. With a refined strategy, having refreshed my Management Board and having a new set of Group-wide values, I believe the business now clearly understands the areas we need to focus on.

These areas fall under three pillars: Quality Growth, Sustainable Future and Dynamic Business.

Quality Growth

Quality Growth marks our transition from the first stage of our transformation journey. Where our New Categories focus was weighted toward revenue growth, it will now pivot to a more balanced focus on top-line and bottom-line delivery.

Key to delivering this is a focus on brands and innovation, efficiency and margin delivery across our business. We will do this while maintaining our competitive position, and progressing our pilot launches for the long-term into categories Beyond Nicotine.

A core part of this pillar will be stabilising the performance of our U.S. business. Despite recent challenges, the U.S. remains the most profitable tobacco and nicotine market in the world and a core part of our future plans to Build a Smokeless World.

While the FDA and state level regulatory proposals have driven some uncertainty in the U.S. operating environment, our long track record of managing regulatory change gives us confidence that we will be able to navigate these issues.



Despite an increasingly difficult external environment, I believe we are at a moment of enormous potential for BAT and the tobacco and nicotine sector as a whole.

We have rearticulated our purpose to clarify our intention to move our business beyond cigarettes.

As part of our refined strategy, the areas we will focus on fall under three pillars: Quality Growth, Sustainable Future and Dynamic Business.

Key to delivering on our refined strategy are the people who underpin this business, our employees, and the culture that they operate in.

Science will continue to be a primary driver of our efforts.

We will work to enable more consumers around the world to have access to smokeless products.

Further embedding sustainability and integrity into all of our activities will continue to be a priority.

It is an exciting time to be part of BAT and I look forward to working with colleagues around the globe to Build a Smokeless World and drive A Better Tomorrow™.

Sustainable Future

The Sustainable Future pillar re-emphasises our overarching goal of creating A Better Tomorrow™.

Science will continue to be a primary driver of our efforts. We will support the science behind smokeless products through more active external engagement, including with regulators. We will work to provide more consumers around the world with access to smokeless products in a responsible manner.

Of course, further embedding sustainability and integrity into all of our activities will continue to be a priority and you can read more about our efforts there on page 60.

Dynamic Business

The Dynamic Business pillar highlights our commitment to strengthening our already winning organisation and ensuring we are efficient and effective in all of our operations.

By focusing here and being data-driven, we believe we can create the financial flexibility to invest in our people, our products and provide returns to our investors.

Key to delivering on our refined strategy are the thousands of people around the world who work at BAT and the culture that they operate in.

Notes:

- 1 Please refer to the Non-GAAP section from page 335 for the Non-GAAP measures definitions.
- * Based on the weight of evidence and assuming a complete switch from cigarette smoking. These products are not risk free and are addictive.
- † Our Vapour product Vuse (including Alto, Solo, Ciro and Vibe), and certain products, including Velo, Grizzly, Kodiak, and Camel Snus, which are sold in the U.S., are subject to FDA regulation and no reduced-risk claims will be made as to these products without agency clearance.

Our new Chief People Officer, Dr Cora Koppe-Stahrenberg, and I will be working closely together, to foster the kind of human-centric, skills-enabled and performance-driven organisation that is essential to driving forward our strategic agenda.

Increasing our financial flexibility is another core part of the Dynamic Business pillar. Continuing our disciplined approach to capital allocation and debt management will be crucial. Having moved into the middle of our leverage range, [@]at 2.57 times adjusted net debt to adjusted EBITDA[@], we have increasing flexibility to deliver long-term value while taking into account macro-economic and regulatory developments.

Facing the Future with Confidence

Looking to the future, it is clear to me that the fundamentals of our strategy remain correct.

We have rearticulated our purpose to clarify our intention to move our business beyond cigarettes, and we will continue to address the difficult decisions that this purpose entails.

We are sharpening our executional focus to enable high quality, repeatable growth, supported by science, stakeholder engagement and with sustainability and integrity at the core.

We are an organisation ready to deliver, with operational excellence and an ability to flexibly manage our capital allocation decisions for the benefit of all stakeholders.

It is an exciting time to be part of BAT and I look forward to working with colleagues around the globe to Build a Smokeless World and drive A Better Tomorrow™.



From left to right, Johan Vandermeulen, COO, Tadeu Marroco, Chief Executive, and Usman Zahur, Area Director Central Europe

Overview

Our Year in Numbers

Our Performance Metrics	2023		2022		2021	IFRS GAAP KPI	NON GAAP
		%		%			
Consumer							
Number of Non-Combustible Product Consumers ¹	23.9m		20.7m		17.1m		
Market Share							
Cigarette and HP volume share growth (bps)	-10 bps		-10 bps		+10 bps	●	
Cigarette and HP value share growth (bps)	-50 bps		flat		+20 bps		
Volume							
Vapour (mn 10ml units/pods)	654	+7%	612	+14%	535		
HP (bn sticks)	24	-1%	24	+26%	19		
Modern Oral (mn pouches)	5,360	+34%	4,010	+22%	3,296		
Traditional Oral (bn stick equivalents)	7	-10%	7	-8%	8		
Cigarettes (bn sticks)	555	-8%	605	-5%	637		
Other Tobacco Products (bn stick equivalents)	15	-11%	16	-10%	18		
Financial							
Revenue (£m)	27,283	-1.3%	27,655	+7.7%	25,684	●	
Revenue at cc (%) ^{2,3}		+1.6%		+2.3%		● ●	
Revenue from New Categories (£m)	3,347	+15.6%	2,894	+40.9%	2,054	●	
Revenue from New Categories at cc (%) ²		+17.8%		+37.0%		● ●	
(Loss)/Profit from Operations (£m)	-15,751	-250%	10,523	+2.8%	10,234	●	
Adjusted Profit from Operations at cc (%) ^{2,3}		+3.1%		+4.3%		● ●	
Operating Margin (%)	-57.7%		38.1%		39.8%	●	
Adjusted Operating Margin (%) ³	45.7%		44.9%		43.4%	●	
Diluted (Loss)/Earnings per Share (p) ⁴	-646.6	-322%	291.9	-1.3%	295.6	●	
Adjusted Diluted Earnings per Share (p) ^{3,4}	375.6	+1.1%	371.4	+12.9%	329.0	● ●	
Adjusted Diluted Earnings per Share at cc (%) ^{2,3}		+4.0%		+5.8%		● ●	
Dividends per Share (p)	235.5	+2.0%	230.9	+6.0%	217.8		
Dividend Payout Ratio (%)	63%		62%		66%		
Net Cash Generated from Operating Activities (£m)	10,714	+3.1%	10,394	+7.0%	9,717	●	
[®] Free Cash Flow after Dividends (£m)	3,305	+5.5%	3,134	+23.2%	2,543	●	
Cash Conversion (%)	-68%		99%		95%	●	
[®] Operating Cash Conversion (%)	100%		100%		104%	● ●	
Borrowings, including Lease Liabilities (£m)	39,730	-7.9%	43,139	+8.8%	39,658	●	
[®] Adjusted Net Debt to Adjusted EBITDA (ratio) ³	2.6x		2.9x		3.0x	● ●	
[®] Adjusted Return on Capital Employed (%) ³	11%		10%		9%		
Total Shareholder Return (rank)	13 of 24		4 of 24		17 of 23	●	

+ Find our key ESG goals, targets and metrics in our ESG Roadmap on [page 11](#)

Please refer to the Non-GAAP section from page 335 for the Non-GAAP measures definitions. See the section 'Non-Financial Measures' on page 333 for more information on these non-financial KPIs.

Notes:

[®] Denotes phrase, paragraph or similar that does not form part of BAT's Annual Report on Form 20-F as filed with the SEC.

- Excludes Russia and Belarus.
- Where measures are presented 'at constant rates' or 'at cc', the measures are calculated based on a re-translation, at the prior year's exchange rates, of the current year results of the Group and, where applicable, its segments. See page 59 for the major foreign exchange rates used for Group reporting.
- Where measures are presented as 'adjusted', they are presented before the impact of adjusting items. Adjusting items represent certain items of income and expense which the Group considers distinctive based on their size, nature or incidence.
- In 2023, the Group reported a loss for the year. Following the requirements of IAS 33, the impact of share options would be antidilutive and is therefore excluded, for 2023, from the calculation of diluted earnings per share, calculated in accordance with IFRS, for that year. For remuneration purposes, and reflective of the Group's positive earnings on an adjusted basis, management have included the dilutive effect of share options in calculating adjusted diluted earnings per share.

Our ESG Roadmap

Our ESG Roadmap contains some of our key sustainability ambitions and targets, metrics and performance tracking.

Key ✔ Achieved – Met target/ambition on or ahead of time ■ On track – Likely to meet target/ambition on time ■ Ongoing focus – Continued progress towards target/ambition required ■ Not on track – Significant progress required to meet target/ambition on time						
Topic	Ambitions and targets	Metrics	Performance tracking			
			2023	2022	2021	Status
(H) Harm reduction	£5bn by 2025 in revenue from New Categories	New Category revenues (£bn)	3.3	2.9	2.1	■
	50m by 2030 consumers of our Non-Combustible products	No. of consumers (millions), ^{①②} excluding Russia and Belarus	23.9	20.7	17.1	■
(E) Climate change	Net Zero GHG emissions by 2050	Scope 1 and 2 (market-based) CO ₂ e emissions (thousand tonnes) ^{③④}	362	420	495	■
	50% reduction in Scope 1 and 2 GHG emissions by 2030 (vs 2020 baseline) ¹	Scope 1 and 2 CO ₂ e emissions intensity (tonnes per £m revenue) ^{③④}	13.3	15.2	19.3	■
		% Scope 1 and 2 CO ₂ e emissions reduction vs 2020 baseline	33.1	22.3	8.4	■
	50% reduction in Scope 3 GHG emissions by 2030 (vs 2020 baseline) ¹	Scope 3 CO ₂ e emissions (thousand tonnes) including biogenic emissions and removals ^{③④}	- ²	6,045	6,496	■
Circular economy	25% reduction in waste generated in own operations by 2025 (vs 2017 baseline)	% reduction in waste generated	28.2	21.5	14.1	✔
	100% packaging to be reusable, recyclable or compostable by 2025	% packaging reusable, recyclable or compostable	94	92	92	■
		% markets selling Vuse and glo with Take-Back schemes	100	100	100	✔
Biodiversity and ecosystems	Deforestation and Conversion Free tobacco supply chain by 2025	% sources of wood used by our contracted farmers for curing fuels that are from sustainable sources ^{⑤⑥}	99.99	99.99	99.89	■
	Deforestation Free pulp and paper supply chain by 2025	% of pulp and paper materials sourced with low risk of deforestation	69.3	N/A	N/A	■
	Forest Positive in our tobacco supply chain by 2025 (vs 2021 baseline)	Hectares of forests planted for conservation and Forest Positive	68.8	27.6	N/A	■
Water	35% less water use by 2025	% reduction in water withdrawn vs 2017 baseline	39.2	32.6	27.6	✔
	100% operations sites Alliance for Water Stewardship certified by 2025	% operations sites Alliance for Water Stewardship (AWS) certified	68.8	36.4	15.0	■
(S) Employees, diversity and culture	Increase to 45% by 2025 proportion of women in Management roles	% female representation in Management roles ^{⑦⑧}	42	41	39	■
	Increase to 40% by 2025 proportion of women on Senior Leadership teams	% female representation on Senior Leadership teams ^{⑦⑧}	33	30	27	■
	Zero accidents aiming for zero accidents Group-wide each year	Lost Time Incident Rate (LTIR) ^{⑨⑩}	0.17	0.19	0.20	■
		Number of serious injuries and fatalities to employees and contractors ^{⑨⑩}	25	36	31	■
Human rights ³	Zero child labour aiming for zero incidents in our tobacco supply chain by 2025	% farms with incidents of child labour identified ^{⑪⑫}	0.15	0.38	0.70	■
		% incidents of child labour identified and reported as resolved by the end of the growing season ^{⑪⑫}	100	100	100	✔
Farmer livelihoods and communities ³	Prosperous livelihoods we are committed to working to enable prosperous livelihoods for all farmers in our tobacco supply chain	% farmers in our Thrive Supply Chain ³ reported to grow other crops for food or as additional sources of income ^{⑬⑭}	93.3	92.8	95.6	■
(G) Marketing and communications	Full compliance aiming for full compliance with marketing regulations	Incidents of non-compliance with marketing regulations resulting in a fine or penalty ^{⑮⑯}	3	2	N/A	■
	Ethics and integrity	100% SoBC compliance aiming for full adherence to our Standards of Business Conduct (SoBC)	Number of established SoBC breaches ^{⑰⑱}	123	84	99
Number of disciplinary actions taken as a result of established SoBC breaches that resulted in people leaving BAT ^{⑰⑱}			79	58	46	■
Supplier engagement	100% of product material and high-risk indirect suppliers having at least one independent audit within a three-year cycle	% product material and higher-risk indirect service suppliers having an independent labour audit within a three-year cycle ^{⑲⑳}	58.8	36.6	22.0	■

Notes:

①-④ 2023 (2022 for Scope 3) metrics with independent limited assurance by KPMG in accordance with ISAE (UK) 3000; see page 119 for a full list of assured metrics. ⑤ Environmental and health and safety data is reported for the period 1 December 2022 to 30 November 2023. See page 115 for CO₂e emissions reporting methodology. 1. Compared to a 2020 baseline. Our near-term 2030 science-based targets comprise 50% reduction in Scope 1 and 2 and 50% reduction in Scope 3 GHG emissions. Scope 3 emissions target includes purchased goods and services, upstream transportation and distribution, use of sold products and end-of-life treatment of sold products, which collectively comprised >90% of Scope 3 emissions in 2020. 2. Due to the complexity of consolidating and assuring Scope 3 data from our suppliers and value chain, this is reported one year later. In 2022 we further enhanced our Scope 3 calculation methodology leading to the reporting periods 2020 and 2021 being restated accordingly. 3. Our ambitions cover all tobacco we purchase for our products ('tobacco supply chain'), which is used in our combustibles, Traditional Oral and Tobacco Heated Products. Our metrics, however, derive data from our annual Thrive assessment, which includes our directly contracted farmers and those of our third-party suppliers, which represented over 94% of the tobacco we purchased by volume in 2023 ('Thrive Supply Chain'). 4. In line with a reclassification of 'ongoing incidents' (which, from 2023 reporting will be included as an 'incident' when the final decision is issued), the 2022 number has been restated (three previously reported for 2022). 5. Consistent with previous years' reporting, cases are not included if investigations were not resolved at year-end.

Overview

Interim Finance Director's Overview

Despite the U.S. impairment negatively impacting our reported results, the Group's operational financial performance demonstrates the resilience of the business. We are highly cash generative and remain committed to our capital allocation framework.

Javed Iqbal

Interim Finance Director



2023 has been a challenging year as we navigated a number of issues in our performance.

Our New Categories business is already profitable (at the category contribution level), two years earlier than our original plan, while our global footprint allows us to deliver on our financial priorities despite a challenging U.S. environment.

① I am particularly pleased that our disciplined approach to capital allocation and debt management has brought us closer to the middle of our leverage range (at 2.6x adjusted net debt to adjusted EBITDA). ② We remain highly cash generative, allowing us to balance investment in the future while rewarding shareholders with a further increase in dividends (up 2.0% to 235.5p, being 25 years of annual dividend increases).

The sale of our businesses in Russia and Belarus was completed in September 2023, and due to the timing of the transaction partway through the year, this was a headwind on our comparative performance as 2023 does not include a full year's performance from those markets. Combined with a lower underlying performance in Russia as we reduced investment and focus, the comparative impact on revenue was £456 million.

During 2023, we have observed an acceleration of the decline rates in cigarette volume in the U.S., after a period of instability in market trends driven by the COVID-19 pandemic. In response to these increased decline rates, we have revised our forecast performance for the U.S. market, reflecting the ongoing difficult macro-economic environment, uncertainty regarding the impact of the potential menthol ban and continued drag on our legal Vapour business by the illicit single-use products. Accordingly, we have recognised a non-cash impairment charge of £27.3 billion, of which £4.3 billion is in respect of goodwill.

The balance of £23.0 billion mainly relates to the acquired U.S. combustibles brands of Newport, Camel, Natural American Spirit and Pall Mall which are now considered to have a useful economic life not exceeding 30 years, rather than into perpetuity, aligned with our strategy to Build a Smokeless World.

We will, therefore, be commencing amortisation of the U.S. cigarette brands (previously recognised for accounting purposes as indefinite-lived) from 1 January 2024. This non-cash charge of £1.4 billion per annum will be treated as an adjusting item.

@New Categories Driving Group Revenue Growth@

Total Group revenue declined 1.3% to £27,283 million in 2023 (having grown 7.7% in 2022 to £27,655 million).

However, excluding foreign exchange movements (which were a headwind of 2.9% in 2023 and a tailwind of 5.4% in 2022) on a constant currency basis, revenue was up 1.6% in 2023 and 2.3% in 2022.

This was driven by:

- New Categories revenue, up 17.8% in 2023 and 37.0% in 2022; and
- continued combustibles pricing, with Group price/mix of 7.5% in 2023 (4.6% in 2022);

and partly offset by:

- the impact of the sale of the Russian and Belarusian businesses; and
- lower combustibles volume (down 8.3% in 2023) largely due to the difficult trading in the U.S. where volume was 11.3% lower.

Profit from operations declined 250% to be a loss of £15,751 million, compared to a profit of £10,523 million in 2022, an increase of 2.8%.

The decline in 2023 was due to the impairment charges referred to earlier in respect of the U.S. (goodwill and brands). 2022 was negatively impacted by a number of other adjusting charges which did not repeat or were substantially lower in 2023. These include the previously disclosed charges in respect of:

- The sale of the Russian (and Belarusian) business (2023: £353 million, 2022: £612 million);
- Restructuring and integration programmes, including Quantum, being a release in 2023 of £2 million from the previously recognised provision, which was a charge of £771 million in 2022;
- The agreement with the United States Department of Justice (DOJ) and the United States Department of the Treasury's Office of Foreign Assets Control (OFAC) to resolve historical breaches of sanctions (2023: £75 million, 2022: £450 million); and
- A charge in 2022 of £79 million related to the conclusion of the investigation into alleged violations of the Nigerian Competition and Consumer Protection Act and National Tobacco Control Act.

These charges were partly offset by a net credit of £167 million (2022: £460 million) in Brazil as the Group revised the calculation of VAT and excise on social contributions in prior periods following updated guidance and the conclusion of litigation.

Our operating margin was consequently 95.8 ppts lower at -57.7% in 2023 (2022: down 170 bps to 38.1%).



We aim to continue to reward shareholders and our financial performance allows us to further increase our dividend by 2.0% - marking 25 years of annual dividend increases.

Strong, sustainable, cash flow generation underpins confidence in the future.

@We remain committed to our medium-term targets of 3-5% revenue growth (excluding currency), mid-single figure adjusted profit from operations growth (excluding currency) and growth in dividends.@

Profit from operations was down -250% (2022: up 2.8%), impacted by the impairment charges largely in respect of the U.S. goodwill and brands.

Strong cash generation has enabled us to return £5.1 billion of cash to shareholders in 2023, while still deleveraging @to 2.6x adjusted net debt to adjusted EBITDA@.

Excluding these significant adjusting items, and a translational foreign exchange headwind of 2.6%, on an adjusted constant currency basis (which we believe reflects the operational performance of the Group) profit from operations grew by 3.1% (2022: up 4.3%), due to the continued reduction in losses @of £398 million@ from New Categories, which are now profitable at a category contribution level- two years ahead of our original plan.

Adjusted operating margin (at current rates) increased 80 bps to 45.7% (2022: up 150 bps to 44.9%) driven by the reduction in New Categories losses in both years, combined with the impact of the disposal of the Group's businesses in Russia and Belarus, as the margins of those businesses were lower than the Group average.

EPS Impacted by U.S. Impairment, Offsetting Resilient Operating Performance

On a reported basis, basic EPS was down 320% at -646.6p (2022: down 1.2% at 293.3p) with diluted EPS 322% lower at -646.6p (2022: down 1.3% to 291.9p), as 2023 was impacted by the impairment charges recognised in respect of the U.S.

Excluding both the adjusting items (discussed on pages 52 and 53) and the effect of foreign exchange on the Group's results, adjusted diluted earnings per share, at constant rates, increased by 4.0% to 386.4p, building on the 5.8% growth in 2022. The performance in 2023 was also impacted by the timing of the sale of the Group's businesses in Russia and Belarus during the year, a negative headwind on the performance of 1.2%.

Active Capital Allocation Framework Ensures Deleverage, Investment and Investor Returns

We remain committed to our active capital allocation framework, which we expect will deliver long-term value to our shareholders, driven by our cash flow generation and deleverage plans.

These include:

- Continuing to grow the dividend;
- Maintaining our target leverage corridor @of 2-3x adjusted net debt to adjusted EBITDA@;
- Potential bolt-on M&A opportunities; and
- Share buy-backs to enhance shareholder returns.

The Group remains highly cash generative, realising £10.7 billion (2022: £10.4 billion) of net cash generated from operating activities. @This translates to £3.3 billion (2022: £3.1 billion) of free cash flow after dividends.@

This allowed for a net repayment of borrowings in the year, with total borrowings (including lease liabilities) down from £43,139 million in 2022 to £39,730 million in 2023.

Consequently, our leverage ratio has improved towards the middle of our range @, with an adjusted net debt to adjusted EBITDA ratio decreasing from 2.9 times to 2.6 times @.

Our liquidity profile remains strong, with average debt maturity close to 10.5 years and maximum debt maturities in any one calendar year of around £4 billion @. Our medium-term rating target remains Baa1/BBB+ @, with a current rating of Baa2 (positive outlook), BBB+ (negative outlook), BBB (positive outlook) from Moody's, S&P and Fitch *, respectively.

In August 2023, the Group completed a tender offer to repurchase sterling-equivalent £3,133 million of bonds, including £43 million of accrued interest, reducing future refinancing risk. The Group has debt maturities of around £3.2 billion annually in the next two years. Due to higher interest rates, net finance costs are expected to increase as debts are refinanced.

25 Years of Consistent Dividend Growth

We are extremely proud of our long history of dividend growth.

2023 marks the 25th consecutive year of sterling dividend increases, with a further increase of 2.0% to 235.52p (with a dividend payout ratio of 62.7%).

Facing the Future with Increasing Confidence

Our business is well placed for the future.

With a diversified geographic and product portfolio, and a track record of delivering robust and consistent cash generation, we believe the Group is well positioned to continue to invest for future growth while navigating the near-term macro-economic uncertainties and challenges.

Notes:

* A credit rating is not a recommendation to buy, sell or hold securities. A credit rating may be subject to withdrawal or revision at any time. Each rating should be evaluated separately of any other rating.

@ Denotes phrase, paragraph or similar that does not form part of BAT's Annual Report on Form 20-F as filed with the SEC.

Our Strategy

Our Refined Strategy

To accelerate the next phase of our transformation, we are committing to Building a Smokeless World.

This means we will deploy our global multi-category portfolio to actively encourage smokers to switch to smokeless products – in nicotine and beyond.

A BETTER TOMORROW™

Building a Smokeless World

The tobacco and nicotine industry has undergone a seismic shift in recent years. Increasing numbers of adult smokers are migrating to smokeless products like Vapour products, Heated Products and Modern Oral nicotine pouches.

With an increasing amount of scientific research behind these products, they represent an opportunity for Tobacco Harm Reduction on a global scale.

We have played a significant part in the ongoing industry transformation towards Tobacco Harm Reduction. Our multi-category strategy continues to be the right one to meet the evolving preferences of adult consumers around the world and deliver business growth.

We have built a portfolio of three powerful smokeless product brands: Vuse, glo and Velo, which have delivered more than £3 billion of annual revenue in just a decade. After significant early-stage investments, we are encouraged that our New Categories are profitable (at a category contribution level) two years ahead of our original target. Our focus on driving revenue growth and margin expansion will continue.

To accelerate the next phase of our transformation, we are committing to Building a Smokeless World. This means we will deploy our global multi-category portfolio to actively encourage smokers to switch to smokeless products – in nicotine and beyond. In essence, to encourage smokers to 'Switch to Better'. In turn, this will realise the multi-stakeholder benefits of A Better Tomorrow™.

At a business level, our aim is to become a predominantly smokeless business, with 50% of our revenue from Non-Combustibles by 2035.

To deliver this, we have refined our Group strategy to ensure clear lines of sight across the entire organisation.

Built around the three pillars of Quality Growth, Sustainable Future and Dynamic Business, our Strategic Navigator outlines the nine priority building blocks that support the achievement of our ambition to Build a Smokeless World.

Through these priorities, we will deliver the strategic outcomes against which our performance will be measured.

Quality Growth

Transitioning to a more balanced focus on top-line and bottom-line delivery, focusing on our brands and innovation, and continuing to seek long-term opportunities Beyond Nicotine.

Sustainable Future

Seeking to actively migrate consumers away from cigarettes and to smokeless alternatives sustainably, responsibly and with integrity.

Dynamic Business

Building a future-fit, data-driven organisation and ensuring we are efficient and effective in all of our operations. This will create the greatest financial flexibility possible to invest in our people, our products and provide returns to our investors.



For BAT, A Better Tomorrow™ is very clear. We will work to Build a Smokeless World. The way we will do this is by switching as many smokers as we can to our smokeless products.

Tadeu Marroco
Chief Executive



Our Strategic Navigator



Purpose/Vision/Mission



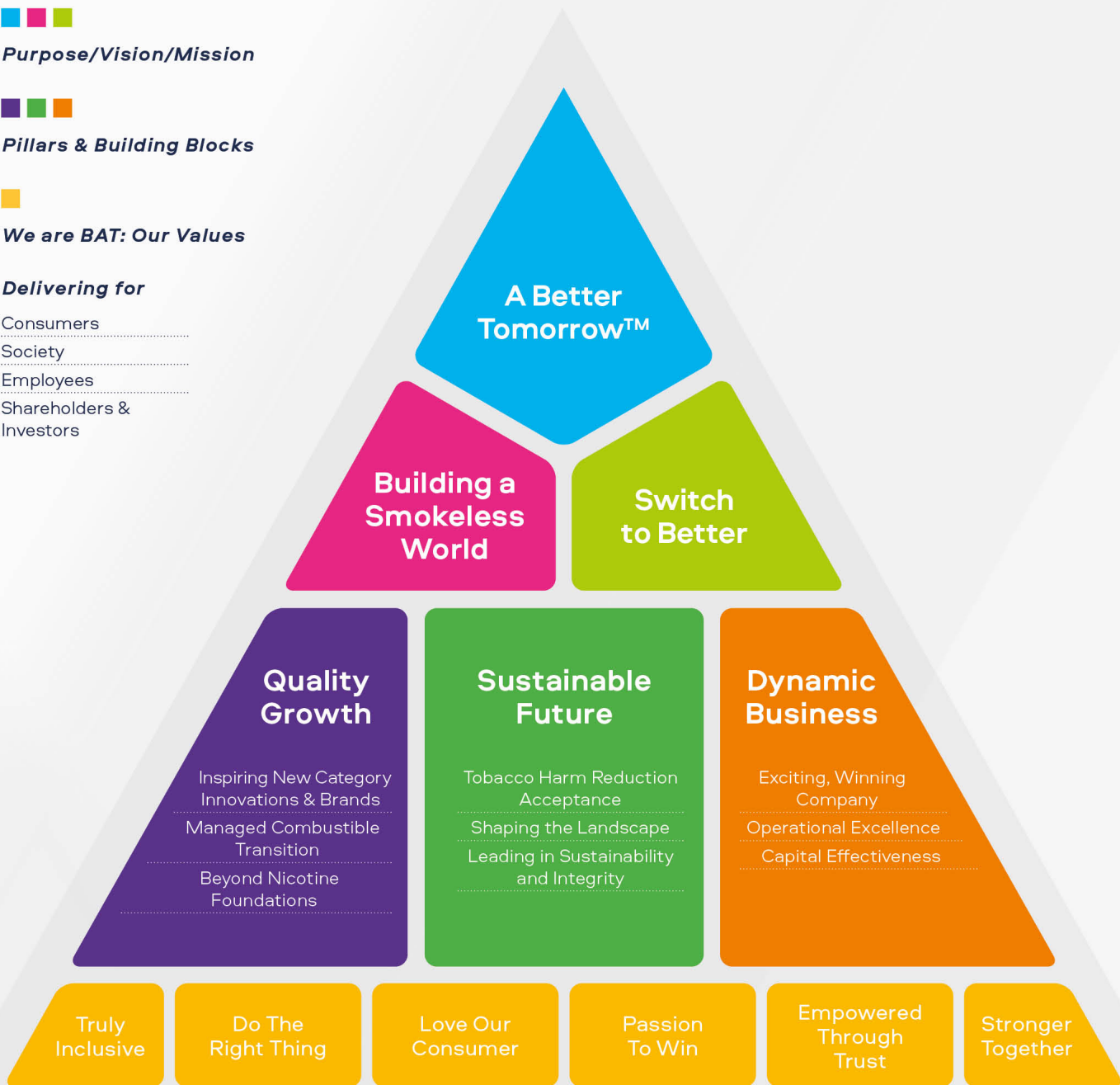
Pillars & Building Blocks



We are BAT: Our Values

Delivering for

- Consumers
- Society
- Employees
- Shareholders & Investors



Our Strategy

Strategic Summary

Our Purpose:

A Better Tomorrow™

Our Vision:

Building a Smokeless World

Our Mission:

To encourage smokers to Switch to Better

A Better Tomorrow™ — Building a Smokeless World

To deliver on our vision of Building a Smokeless World, our aim is to become a predominantly smokeless business – with 50% of our revenue in Non-Combustible products by 2035. To enable this, we have refined our Group strategy to ensure clear lines of sight across the entire organisation.

Built around the three pillars of **Quality Growth**, **Sustainable Future** and **Dynamic Business**, our Strategic Navigator outlines the nine priority building blocks that support the achievement of our ambition to Build a Smokeless World. Through these priorities, we will deliver the strategic outcomes against which our performance will be measured.



Quality Growth

Transitioning to a more balanced focus on top-line and bottom-line delivery, focusing on our brands and innovation, and continuing to seek long-term opportunities Beyond Nicotine.

In the tobacco and nicotine industry, stable combustibles revenues and accretive New Category growth underpin continued revenue growth.

Yet, only around 10% of the world's one billion smokers have made the Switch to Better and replaced combustibles with smokeless products.

The long-term opportunity for growth, as we strive to accelerate this transformation, remains vast.

Prioritising where and what products to focus on, via our market archetype model, will guide our human and financial resource allocation decisions.

We will enhance our innovation ecosystem with a single-minded aim: developing an outstanding pipeline of new, scientifically substantiated products.

Our combustibles business remains essential to funding our transformation and continuing to reward our shareholders.

In Beyond Nicotine, we will build a pathway to a new portfolio of non-nicotine-based products that can enhance BAT's growth beyond 2025.

Within Beyond Nicotine there are two categories that BAT is exploring: Wellbeing and Stimulation – functional consumable products that help people manage their mood and wellbeing; and cannabis.

Our commitments under Quality Growth:

Progressing toward quality, margin-accretive growth in smokeless products

FMC volume decline but expecting continuing value delivery

Sensibly investing for the future Beyond Nicotine

+ For more details on the Quality Growth pillar of our refined strategy see [page 28](#)

Sustainable Future

Seeking to actively migrate consumers away from cigarettes and to smokeless alternatives sustainably, responsibly and with integrity.

There has been significant progress in the global Tobacco Harm Reduction (THR) journey over the past decade. Today, there are three significant global smokeless tobacco and nicotine product categories: Vapour products, Heated Products and Modern Oral nicotine products.

Our ambition is to reduce the health impact of our business via THR – migrating more smokers to smokeless products and advocating for the right regulatory environments for these products to flourish. We must do this responsibly and with integrity.

We recognise and support the objective of governments to reduce smoking rates and its associated health impact.

Combustible tobacco products pose serious health risks. The only way to avoid these risks is not to start or to quit smoking.

For those adults who would otherwise continue to smoke or start smoking, we believe they should be able to make better choices by opting for smokeless alternatives instead of cigarettes.

Science will be a primary driver of our efforts, supported by more active external engagement with regulators and other key stakeholders, while embedding sustainability across our organisation.

As we transition from cigarettes to smokeless products, our transformation must be comprehensive – addressing not only our products' public health impact but also our other material sustainability topics.

Our commitments under Sustainable Future:

Building a Smokeless World

Investing in the products, science and engagement to make A Better Tomorrow™ a reality

Conducting our business sustainably and with integrity

+ For more details on the Sustainable Future pillar of our refined strategy see [page 60](#)

Dynamic Business

Building a future-fit, data-driven organisation and ensuring we are efficient and effective in all of our operations.

We believe we can create the financial flexibility to invest in our people, our products and provide returns to our investors.

We are committed to building a company where people and performance come together to create the extraordinary.

That is why creating an Exciting, Winning Company is one of the building blocks under the Dynamic Business pillar.

Additionally, generating shareholder value, via sustainable returns, remains an integral part of our strategic ambition. Over the past 25 years we have consistently grown the dividend per ordinary share in absolute terms.

@The Group targets operating cash conversion of at least 90% annually - and has delivered in excess of 100% for the last four years.@

Reducing debt is another core component of the Dynamic Business pillar. @An important part of this is our medium-term rating target of Baa1/BBB+/BBB+ by Moodys/S&P/Fitch, and we continue to work towards reaching the middle of our leverage corridor being 2-3x adjusted net debt to adjusted EBITDA.@

Given current geopolitical and economic challenges, the Group aims to de-lever its gross debt levels (c.£39.7 billion in 2023) and moderate the annual Net Financing Cost levels (c.£1.9 billion in 2023) to better support the overall strategy of the Group.

Our commitments under Dynamic Business:

Creating a diverse, inclusive and people-oriented place to work

Being data-driven and delivering operational excellence/cost management

Focused on investors returns

+ For more details on the Dynamic Business pillar of our refined strategy see [page 40](#)

Our Strategy

Our Business Model

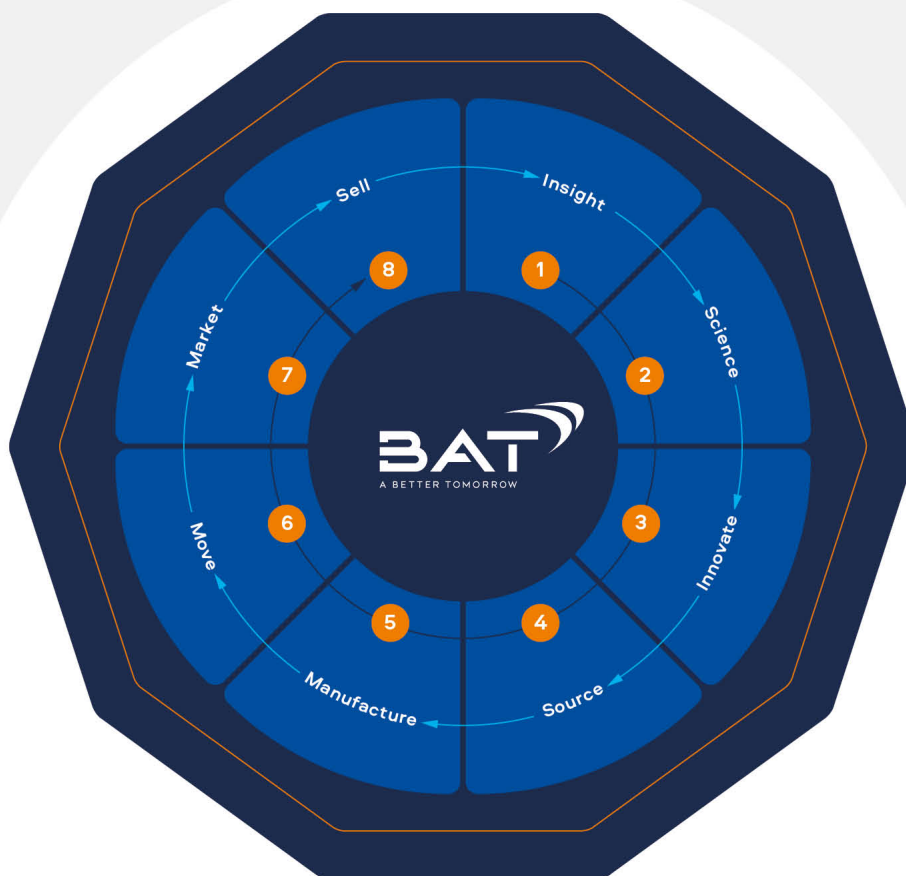
As a global business, we strive to understand our diverse consumers, develop products to satisfy their preferences and ultimately distribute them to markets around the world. Taking into account feedback from stakeholders also enables us to refine our strategy, deliver sustainable value and build A Better Tomorrow™.

Our eight-step business model

Our business model begins and ends with the consumer. The insights we gather from adult consumers, underpinned by robust science, unlock value by ensuring we offer the right product choices to meet their preferences. Our product portfolio is constantly being enhanced through innovations designed to better serve adult consumers and build A Better Tomorrow™.

[+](#) Read more about our stakeholders on [page 20](#)

Following the responsible sourcing of raw materials and components, we utilise our global footprint to manufacture at speed and scale. We use our global distribution capabilities to ensure our products are where they need to be, when they are needed, based on our market archetype model. Through our responsible marketing practices and powerful portfolio, we market and sell our products which, in turn, generate further insights.



A Better Tomorrow™ for:

 Consumers	 Society	 Employees	 Shareholders & investors
--	--	--	---

1

Seeing over the horizon

As one of the most long-standing and established tobacco and nicotine businesses in the world, we have a unique view of the consumer across our product categories. This is increasingly driven by powerful data and analytics. These insights ensure that the development and responsible marketing of our products are fit to satisfy consumer preferences.

Powered by our data-driven consumer insight platform, we focus on product categories and consumer segments across our global business that have the best potential for long-term sustainable growth.

Link to Principal Risks
Tobacco, New Categories and other regulation interrupts growth strategy; Inability to develop, commercialise and deliver the New Categories strategy; Climate change and circular economy; Cyber security

2

Tobacco Harm Reduction Acceptance

World-class science is required to substantiate the quality, product safety and reduced-risk potential of our New Category products. This is crucial for building consumer and regulators' trust and encouraging adult smokers to completely switch to less risky alternatives[†].

We have an extensive scientific research programme in a broad spectrum of scientific fields, including molecular biology, toxicology and chemistry. We are transparent about our science and publish details of our research programmes on our dedicated website, www.bat-science.com, and the results of our studies in peer-reviewed journals.

Link to Principal Risks
Competition from illicit trade; Tobacco, New Categories and other regulation interrupts growth strategy; Significant increases or structural changes in tobacco, nicotine and New Categories related taxes; Inability to develop, commercialise and deliver the New Categories strategy

+ Read more about our science on [pages 30, 32, 34, 66 and 78](#)

3

Staying ahead of the curve

As consumer preferences and technology rapidly evolve, we rely on our growing global network of digital hubs, innovation hubs, world-class R&D laboratories, external partnerships and our corporate venturing initiative, Btomorrow Ventures.

Driving sustainable growth is at the core of our innovation. We make significant investments in research and development to deliver innovations that satisfy or anticipate consumer preferences and generate growth for the business.

Led by our strength in developing consumer insights, each innovation helps us on our journey to build A Better Tomorrow™ by reducing the health impact of our business.

Link to Principal Risks
Inability to develop, commercialise and deliver the New Categories strategy; Climate change and circular economy; Cyber security

4

Sourcing materials responsibly

The majority of our tobacco is sourced by BAT Group's vertically integrated Leaf Operations through direct contracts with c.91,000 farmers. Of the remainder, the majority is from third-party suppliers that, in turn, contract with an estimated 155,000 farmers. The vast majority of tobacco farms in our supply chain are smallholder family farms.

Beyond tobacco, we source product materials like paper and filters for cigarettes and, for our New Category products, we have a growing supply chain in consumer electronics and e-liquids. We also have a vast number of suppliers of indirect goods and services that are not related to our products, such as for IT services and facilities management.

Link to Principal Risks
Geopolitical tensions; Supply chain disruption; Inability to develop, commercialise and deliver the New Categories strategy; Injury, illness or death in the workplace; Solvency and liquidity; Foreign exchange rate exposures; Climate change and circular economy; Cyber security

+ Read more about our supply chain on [page 41](#)

5

Utilising our global manufacturing footprint

We manufacture high-quality products in facilities all over the world. We also ensure that these products and the tobacco leaf we purchase are optimised for distribution and sale.

Our New Category products are manufactured in a mix of our own and third-party factories. We work to ensure that our costs are globally competitive and that we use our resources as effectively as possible.

Link to Principal Risks
Geopolitical tensions; Supply chain disruption; Disputed taxes, interest and penalties; Injury, illness or death in the workplace; Solvency and liquidity; Foreign exchange rate exposures; Climate change and circular economy

6

Moving our products seamlessly everywhere

By applying modern technologies, including AI and machine learning, we ensure our products are where they are needed when they are needed.

Our products are sold around the world and distributed effectively and efficiently using a variety of distribution models suited to local circumstances and conditions.

These distribution models include retailers, supplied through our direct distribution capability or exclusive distributors, and our Direct-to-Consumer business – which has been accelerated through the deployment of owned e-commerce sites.

Link to Principal Risks
Geopolitical tensions; Tobacco, New Categories and other regulation interrupts growth strategy; Supply chain disruption; Inability to develop, commercialise and deliver the New Categories strategy; Foreign exchange rate exposures; Climate change and circular economy; Cyber security

7

Marketing our products responsibly

Tobacco and nicotine products should be marketed responsibly to adults only and not designed to appeal to the underage.

Through a globally responsible approach to marketing, we seek to help raise standards and prevent under-age access, while growing our market share by encouraging adult consumers to choose our products over those of our competitors.

Our International Marketing Principles (IMP) govern our marketing across all our tobacco, nicotine and nicotine-free products and brands. They include strict requirements to be responsible, accurate and targeted at adult consumers only. Our IMP are applied even when they are stricter than local laws.

Link to Principal Risks
Competition from illicit trade; Tobacco, New Categories and other regulation interrupts growth strategy; Inability to develop, commercialise and deliver the New Categories strategy; Litigation; Foreign exchange rate exposures

+ Read more about responsible marketing on [page 96](#)

8

Offering the consumer choice

We have a powerful brand portfolio that we are very proud of. This includes our combustibles portfolio and our portfolio of smokeless product brands which will contribute to Building a Smokeless World.

Our global brands are well positioned, with leading-edge insights, science and innovation behind our product pipeline.

We offer adult consumers a range of products, including combustible products, Vapour, Modern Oral and Heated Products, in markets around the world. Our range of high-quality products covers all segments, from value-for-money to premium.

Link to Principal Risks
Competition from illicit trade; Geopolitical tensions; Tobacco, New Categories and other regulation interrupts growth strategy; Supply Chain disruption; Litigation; Significant increases or structural changes in tobacco, nicotine and New Categories related taxes; Inability to develop, commercialise and deliver the New Categories strategy; Disputed taxes, interest and penalties; Foreign exchange rate exposures; Climate change and circular economy

Our Strategy

Our Business Model
Continued

A Better Tomorrow™ for:


+ Read more about these Stakeholders pages 22 and 23

 Consumers

Our consumers are at the core of everything we do and our success is underpinned by addressing their preferences, offering them a choice of enjoyable, innovative and less risky products[†].

Measured by

- 63 countries where Vapour products are available
- 31 countries where Heated Products are available
- 34 countries where Modern Oral products are available

 Suppliers

Across the BAT Group, we work with thousands of different suppliers worldwide. Our suppliers are valued business partners and we believe, by working together, we can raise standards, drive sustainable practices, create shared value and build A Better Tomorrow™ for all.

 Customers

Our customers include retailers, distributors and wholesalers who are essential for driving growth and embedding responsible marketing practices.

 Our People

We employ 46,000+ people worldwide. Attracting and retaining an increasingly diverse workforce and providing a welcoming, inclusive working environment are key drivers in BAT's transformation journey to build A Better Tomorrow™. Our focus is on providing a dynamic, inspiring and purposeful place to work.

Measured by

- accredited as Global Top Employer by the Top Employers Institute
- 80% Engagement Index score in our Your Voice employee survey
- 0.17 Lost Time Incident Rate (LTIR) vs 0.19 in 2022
- proportion of women in Management[‡] roles grew to 42%

 Society

We believe the greatest contribution we can make to society is Building a Smokeless World and reducing the health impact of our business. We will do this by encouraging those smokers who would otherwise continue to smoke to switch completely to smokeless alternatives. Achieving this, while working to reduce our impact on the environment, is central to delivering A Better Tomorrow™.

Measured by

- 23.9m consumers of Non-Combustible products
- 28% reduction of waste generated
- 33.1% reduction in Scope 1 & 2 emissions from our 2020 baseline

Notes:

- * Based on the weight of evidence and assuming a complete switch from cigarette smoking. These products are not risk free and are addictive.
- † Our Vapour product Vuse (including Alto, Solo, Ciro and Vibe), and certain products, including Velo, Grizzly, Kodiak, and Camel Snus, which are sold in the U.S., are subject to FDA regulation and no reduced-risk claims will be made as to these products without agency clearance.
- ‡ Refer to the BAT 'Reporting Criteria' for a full description of key terms and definitions at bat/reporting.com

 Shareholders & Investors

We are committed to delivering sustainable and superior returns to our shareholders and investors. It is essential that we maintain the support of our shareholders and investors to enable access to capital. This allows us to implement our strategy and achieve our business objectives.

@Measured by

- 3-5% revenue growth over the medium term
- medium-term, mid single figure adjusted profit from operations growth (excluding currency)
- a progressive dividend being a 65% dividend payout ratio over the long term
- deleveraging the balance sheet towards the middle of our 2-3x adjusted net debt/adjusted EBITDA range[®]

Non-Financial and Sustainability Information Statement

Non-financial and sustainability information reporting required under the UK Companies Act is included in the Strategic Report as referenced below:

Our reporting in the following areas includes information about the policies and principles that govern our approach, due diligence processes, outcomes and non-financial performance indicators:

+ Our business model is set out on pages 18 to 20

+ Environmental matters pages 11, 72 and 80 to 87

+ Employees pages 11, 72 and 88 to 91

+ See pages 121 to 128 for Group Principal Risks

+ Social matters pages 11, 72, 78 to 79 and 92 to 94

+ Respect for human rights pages 11, 72 and 92 to 94

+ See pages 10 and 11 for the Group's financial and non-financial key performance indicators

+ Anti-bribery and anti-corruption matters pages 11, 72 and 98 to 99

Our climate-related financial disclosures are set out on pages 102 to 116. Further details of our Group policies and principles can be found on pages 72 and 73 and at www.bat.com




® Denotes phrase, paragraph or similar that does not form part of BAT's Annual Report on Form 20-F as filed with the SEC.



Our Strategy

Engaging with Our Stakeholders

We work with, take into account and respond to the views and concerns of our stakeholders. This enables us to adapt to emerging risks and work to meet the expectations placed upon us as a multinational business.

	 Consumers	 Shareholders & Investors	 Our People
Why this stakeholder is important to us	As preferences and attitudes change in an evolving industry, understanding our consumers is essential to both successful portfolio and business growth.	It is essential that we maintain the support of our shareholders and bondholders to maintain access to capital. This allows us to implement our strategy and achieve our business objectives.	The quality of our people is a major reason why our Group continues to perform well. We understand the value of listening and responding to feedback from our people to maintain a fulfilling, rewarding and responsible work environment.
Examples of how we engaged in 2023	<ul style="list-style-type: none"> - Consumer panels, focus groups and interviews - Consumer care helplines - Responsible marketing and transparent communication - Real-time digital platforms 	<ul style="list-style-type: none"> - Annual General Meeting - Investor relations programme and shareholder engagement on our Directors' Remuneration Policy - Institutional shareholder meetings - Capital Markets Days - Investor roadshows - Results announcements - Annual Report and Form 20-F - Suite of focused ESG reports and wider disclosures - Stock exchange announcements - Shareholder information on website 	<ul style="list-style-type: none"> - Director market and site visits - Virtual forums - Employee town halls - Global and regional webcasts - Your Voice employee survey - Works councils and European Employee Council meetings - Graduate and management trainee events - Individual performance reviews - Speak Up channels
What matters to our stakeholders	<ul style="list-style-type: none"> - Health impact of our products and other social considerations - Product quality - Affordability and price - Ingredients/nicotine levels - Plastics/post-consumption product waste 	<ul style="list-style-type: none"> - Business performance - ESG agenda - Corporate governance - Strength of Group leadership - Board succession planning 	<ul style="list-style-type: none"> - Reward - Career development - Diversity and inclusion - Corporate responsibility - Health and safety - Business ethics
How we respond	<ul style="list-style-type: none"> - Development of innovative products - Product stewardship, quality and safety standards - Clear and accurate product information - International Marketing Principles - Circular economy strategy and initiatives 	<ul style="list-style-type: none"> - Regular dialogue and communications with shareholders and investors - Robust corporate governance - Double Materiality Assessment[^] and review of reporting landscape - Continual improvement of our Delivery with Integrity programme - Our range of enjoyable and innovative products - Product quality and safety standards - International Marketing Principles 	<ul style="list-style-type: none"> - Extensive communications and engagement with our people worldwide during and following the pandemic - Board review of and feedback on workforce engagement - Training and development programme - Diversity & Inclusion Strategy - Delivery with Integrity programme
Principal risk impact	<ul style="list-style-type: none"> - Competition from illicit trade - Tobacco, New Categories and other regulation interrupts growth strategy - Supply chain disruption - Significant increases or structural changes in tobacco, nicotine and New Categories related taxes - Inability to develop, commercialise and deliver the New Categories strategy - Climate change and circular economy - Cyber security 	<ul style="list-style-type: none"> - Competition from illicit trade - Geopolitical tensions - Tobacco, New Categories and other regulation interrupts growth strategy - Litigation - Significant increases or structural changes in tobacco, nicotine and New Categories related taxes - Inability to develop, commercialise and deliver the New Categories strategy - Disputed taxes, interest and penalties - Solvency and liquidity - Foreign exchange rate exposures - Climate change and circular economy - Cyber security 	<ul style="list-style-type: none"> - Geopolitical tensions - Supply chain disruption - Injury, illness or death in the workplace - Climate change and circular economy - Cyber security

Listening to our stakeholders helps us better understand their views and concerns, and enables us to respond to them appropriately. It gives us valuable inputs to, and feedback on, our strategic approach, as well as our policies, procedures and ways of working.

 Suppliers	 Customers	 Government & Wider Society
Effective relationships with farmers and suppliers of tobacco leaf, product materials and indirect services are essential to an efficient, productive and secure supply chain.	Our customers include retailers, global and local key accounts, distributors and wholesalers that are essential for driving growth and embedding responsible marketing practices.	We seek to be part of the debate that shapes the regulatory environment in which we operate, and to work collaboratively to develop joint solutions to common challenges.
<ul style="list-style-type: none"> - Extension Services farmer support - Ongoing dialogue and relationship management - 'Supplier Voice' survey, events and supplier summits - Strategic partnerships 	<ul style="list-style-type: none"> - Ongoing dialogue and account management - 'Customer Voice' survey - Audits/performance reviews - Sales calls and visits by trade representatives - B2B programmes - Digital B2B eCommerce platforms 	<ul style="list-style-type: none"> - Meetings and ongoing dialogue - Submissions to government and advisory committees - Multi-stakeholder partnerships and working groups, such as the Eliminating Child Labour in Tobacco-Growing Foundation - External Scientific & Regulatory Panel - Peer-reviewed research - Biodiversity standards and improvement programmes - Community investment programmes and NGO partnerships - Double Materiality Assessment related engagements
<ul style="list-style-type: none"> - Productivity/quality/cost - Sustainable agriculture - Farmer livelihoods - Human rights - Health and Safety - Climate change impacts - Impact of conflict in Ukraine 	<ul style="list-style-type: none"> - Route-to-market planning - Contingency planning - Cost, price and quality - Stock availability - Consumer buying behaviour - Underage access prevention 	<ul style="list-style-type: none"> - Product regulation - Tax/excise/illicit trade - Responsible marketing - Public health impacts - Human rights - Climate change impacts
<ul style="list-style-type: none"> - Supplier Code of Conduct - Thrive sustainable agriculture and farmer livelihoods programme - Leaf operational standards for PPE and child labour prevention - Farmer Extension Services support and training 	<ul style="list-style-type: none"> - Customer loyalty programmes and incentives - Global Underage Access Prevention (UAP) Guidelines and initiatives 	<ul style="list-style-type: none"> - Standards of Business Conduct (SoBC) - Delivery with Integrity programme - Targeting 50% GHG emissions reduction by 2030 and Net Zero by 2050 - Human rights and climate impact assessments - Community investment programmes and charitable donations
<ul style="list-style-type: none"> - Geopolitical tensions - Supply chain disruption - Inability to develop, commercialise and deliver the New Categories strategy - Injury, illness or death in the workplace - Solvency and liquidity - Foreign exchange rate exposures - Climate change and circular economy - Cyber security 	<ul style="list-style-type: none"> - Competition from illicit trade - Geopolitical tensions - Tobacco, New Categories and other regulation interrupts growth strategy - Supply chain disruption - Significant increases or structural changes in tobacco, nicotine and New Categories related taxes - Inability to develop, commercialise and deliver the New Categories strategy - Climate change and circular economy - Cyber security 	<ul style="list-style-type: none"> - Competition from illicit trade - Geopolitical tensions - Tobacco, New Categories and other regulation interrupts growth strategy - Litigation - Significant increases or structural changes in tobacco, nicotine and New Categories related taxes - Inability to develop, commercialise and deliver the New Categories Strategy - Disputed taxes, interest and penalties - Climate change and circular economy - Cyber security

UK Companies Act: Section 172(1) Statement

Our Directors have a duty, individually and collectively as the Board, to act as they consider most likely to promote the success of the Company for the benefit of our members as a whole.

As part of this duty, our Directors must have regard for likely long-term consequences of decisions and the desirability of maintaining a reputation for high standards of business conduct. Our Directors must also have regard for our employees' interests, business relationships with our wider stakeholders, the impact of our operations on the environment and communities in which we operate and the need to act fairly between shareholders. Consideration of these factors and other relevant matters is embedded into all Board decision-making, strategy development and risk assessment throughout the year.

Our key stakeholders and primary ways in which we engage with them are set out in the table to the left. Pages 138 to 141 and 144 to 149 provide further explanation of our Board's approach to understanding stakeholder interests to enable relevant considerations to be drawn on in Board discussion and decision-making.

Where the Board delegates authority for decision-making to management, our Group governance framework discussed on pages 138 and 139 mandates consideration of these factors and other relevant matters as a critical part of delegated authorities.

Examples of some of the ways that these factors have shaped Group strategy and initiatives during the year are referenced in the table to the left. Examples of how these factors have been taken into account in Board decision-making and strategy development during the year are provided on page 149.

Note:
 ^ Although financial materiality has been considered in the development of our Double Materiality Assessment (DMA), our DMA and any conclusions in this document as to the materiality or significance of sustainability or ESG matters do not imply that all topics discussed therein are financially material to our business taken as a whole, and such topics may not significantly alter the total mix of information available about our securities.

Our Strategy

Investment Case

Transformation Driving Sustainable Growth

Our New Category Transformation is Delivering Profitable Growth and Reducing Harm

Our corporate purpose is to build A Better Tomorrow™, reducing the health impact of our business, by offering adult consumers a greater choice of enjoyable and less risky† products compared to cigarettes. To accelerate the next phase of our transformation journey we are now committed to Building a Smokeless World. We will deploy our global multi-category portfolio to actively encourage smokers to 'Switch to Better' nicotine products, and continue to seek long-term opportunities Beyond Nicotine in Wellbeing and Stimulation, realising the multi-stakeholder benefits of A Better Tomorrow™.

Our commitment is demonstrated by our new ambition to become a predominantly smokeless business, with 50% of our revenue from Non-Combustibles by 2035. Revenue growth in the global nicotine industry is accelerating through the development of New Categories, which offer reduced-risk alternatives† to combustible products.

With only 10% of the world's 1 billion smokers currently using New Category products, our well established global multi-category strategy provides the greatest opportunity for long-term growth, reduced harm and portfolio transformation.

We continue to make progress towards our targets to reach £5 billion New Category revenue by 2025 and 50 million consumers of our Non-Combustible products by 2030.

Prioritising where and what products to focus on, via our market archetype model, will guide our resource allocation decisions. We are now profitable with our New Categories business, on a category contribution basis, and we expect to be increasingly profitable from 2024.

We strive to continue to profitably and responsibly manage our transition away from combustibles, driving funds to further invest in our transformation and deliver sustainable profit growth and cash flow over the long-term.

In order to achieve this, we have refined our Group strategy to ensure a clear line of sight across the entire organisation, and we have set ambitious targets to be met through the delivery of our three strategic pillars.

Creating Sustainable Value for our Stakeholders

Reducing our Health and Sustainability Impact

As we transition from cigarettes to reduced-risk smokeless products our transformation must address not only our products' public health impact – but also continue to integrate and embed sustainability into our business.

This requires us to address all our key sustainability topics such as climate change, circular economy, biodiversity and human rights. We also recognise the need to collaborate across our supply chain and work with our partners as we advance key sustainability initiatives.

This approach will allow us to create a stronger BAT through:

- **Responsible Leadership in New Categories** – we aim to set industry standards for the development, manufacturing and marketing of New Category products;
- **Create Positive Value in Agriculture** – by leveraging our agricultural sourcing model we seek to deliver a positive impact in our agricultural supply chain, particularly with respect to social and environmental issues;
- **Deliver Net Zero GHG Emissions across our Value Chain** – through working towards decarbonising our own operations, and collaborating with suppliers and others across our value chain;
- **Trusted Organisation Operating with Integrity** – working to create and maintain a culture where our people are proud of the role they play in our transformation and aim to always operate to the highest standards.

This builds on our ratings and recognition which include:

- Our Science Based Targets initiative (SBTi) approved commitment to a near-term 1.5°C emissions reduction trajectory, the most ambitious designation available;
- An A rating in 2023 in the latest MSCI ESG Rating assessment (upgraded from BBB)⁹; and
- Achieving A-, A- and A- in our 2023 CDP assessments for Climate Change, Water Security and Forests⁹.

By working to reduce the health and sustainability impact of our business we will drive growth and create shared value, delivering change as we work towards our objectives. Our commitments are rooted in targets against which we will track and share the progress as we our transform our business.

<h1>50mn</h1> <p>Non-Combustible product consumers targeted by 2030</p>	<h1>50%</h1> <p>Group revenue from Non-Combustibles by 2035</p>
<h1>£5bn</h1> <p>New Category revenue by 2025</p>	<h1>16.5%</h1> <p>Group revenue from Non-Combustibles in 2023</p>

<h1>50%</h1> <p>Reduction in Scope 1 & 2 GHG emissions by 2030 (vs 2020 baseline)</p>	<h1>50%</h1> <p>Reduction in Scope 3 GHG emissions by 2030 (vs 2020 baseline)</p>
<h1>Forest Positive</h1> <p>in our tobacco supply chain by 2025 (vs 2021 baseline)⁹⁹</p>	<h1>MSCI A Rating</h1> <p>Upgraded in latest 2023 assessment⁹</p>

Notes:

* Based on the weight of evidence and assuming a complete switch from cigarette smoking. These products are not risk free and are addictive.
 † Our Vapour product Vuse (including Alto, Solo, Ciro and Vibe), and certain products, including Velo, Grizzly, Kodiak, and Camel Snus, which are sold in the U.S., are subject to FDA regulation and no reduced-risk claims will be made as to these products without agency clearance.

⁹ A rating is not a recommendation to buy, sell or hold securities. A rating may be subject to withdrawal or revision at any time. Each rating should be evaluated separately from any other rating. In addition, the criteria used in ratings may differ among ESG rating organisations. Companies may also supply different information to such organisations (or none at all) and this lack of consistency may impact rankings.
 ⁹⁹ Our ambitions cover all tobacco we purchase for our products. Our metrics, however, derive data from our Thrive assessment, covering over 94% of the tobacco purchased by volume in 2023.

Dynamic Business Making Active Choices for the Future

Leveraging our Established Strengths and Expertise While Continuing to Build New Capabilities to Deliver on our Ambitions

Our multi-category portfolio of New Category brands benefits from decades of consumer insights that have driven our No. 1 global revenue position in combustibles*.

In addition, leveraging the benefits of our world-class expertise in science and R&D, our manufacturing, distribution, marketing and brand building has enabled us to build three global brands, Vuse, glo and Velo, delivering over £3 billion of revenue in less than a decade.

Our long-standing experience operating within complex regulatory, legal and fiscal frameworks, provides BAT with a compelling competitive advantage to drive portfolio growth and transformation within the wider tobacco industry. With our new Corporate and Regulatory Affairs function we will drive more proactive, science led engagement with all stakeholders to further our ambition to Build a Smokeless World.

We will continue to increase investment in new capabilities, including enhancing our innovation pipeline, leading responsible New Category development and further leveraging our broad digital enablers. This gives us confidence that we can deliver on our ambitions.

Sustainable success will also be accelerated by a culture of inclusivity and collaboration. Our transformation is supported by senior talent recruitment from a diverse range of industries. Together with our new role of Chief People Officer, we are focused on developing a skills-enabled and performance driven organisation that is essential to driving forward our strategic agenda.

We continuously monitor and assess our capital allocation framework to unlock shareholder value through; investing in the right opportunities; optimising the return on our investments; and maximising our cash generation; to reduce our leverage, and generate sustainable cash returns for our shareholders.

Continuing our Track Record of Delivery

Commitment to Delivering Returns and Cash to Shareholders

We are confident in our growth outlook, and have a proven track record of performance.

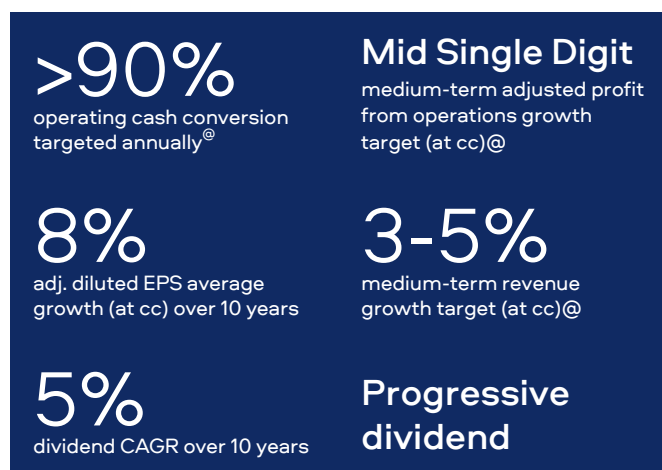
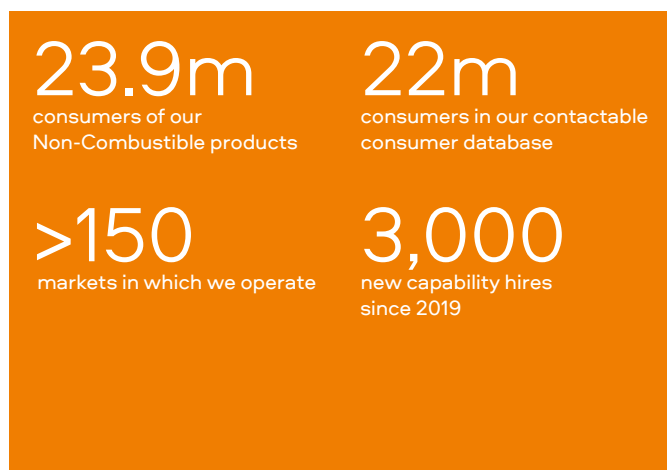
Over the last 10 years, we have delivered 8% adjusted diluted EPS growth (at constant rates) and a 5% dividend CAGR and are confident in moving progressively to our medium-term targets of 3-5% revenue growth and mid-single digit adjusted profit from operations growth (organic basis at constant rates) by 2026.

The Group is highly cash generative. Over the last four years, we have delivered at least 100% operating cash conversion annually and returned, since 2019, a total of £26.2 billion to shareholders.

We remain committed to continuing our 25 year track record of consistent dividend growth, rewarding our shareholders through all economic cycles. Over the next 5 years, we are on track to generate around £40bn of free cash flow before dividends.

We have an active capital allocation framework to deliver long-term value for shareholders. This includes:

- continuing to grow the dividend;
- reaching the middle of our target leverage corridor of 2-3x adjusted net debt to adjusted EBITDA;
- considering potential bolt-on M&A opportunities; and
- share buybacks to enhance shareholder returns.®



Note:
* Excluding China.

Our Strategy

Our Markets and Megatrends

As a global business, operating at scale within a rapidly evolving landscape, our markets are shaped by long-term consumer, economic, cultural and social trends. Along with regulatory developments, generational differences and tastes are evolving, as health and wellness become ever more important. We continue to respond to this changing environment by advancing our strategy and long-term priorities.

Megatrends:

Technology and Innovation



Artificial Intelligence

The rapid development of artificial intelligence – particularly generative AI and large language models – has the potential to create a whole new set of opportunities for businesses, governments, and individuals.

The world's understanding of this new technology is still developing, but advances in AI have the potential to enable companies to increase productivity and unleash exciting new levels of creativity if used appropriately.

Understanding these opportunities and managing the transition to a world in which AI plays a greater role, from production to sales, is an increasing priority for businesses.

In our industry, the technology has the potential to transform everything from improving crop yields for traditional products to better understanding consumer behaviours and creating more sustainable products.

In agriculture, AI can be used to monitor crop health, ensure consistent crop quality and efficiently manage water and fertilizer application, helping to reduce the environmental impact of farming. In robotics, AI has already been employed to help a robot clean up cigarette butts from beaches and to develop a robot that can test cigarettes, instead of using laboratory animals. While the development of AI may disrupt many traditional ways of working, it will also create new roles in data analysis and system maintenance.

Climate Change and Circular Economy



Sustainable Transition

The need to transition to a more environmentally sustainable way of living continues to impact all aspects of our lives.

While there are mounting regulations on businesses to reduce their carbon and resource footprint, change is also being driven by consumers and other stakeholders, who are increasingly demanding that consumer products and their packaging are more sustainable across their whole lifecycle.

Companies — aligned with regulators, consumers and other stakeholders — are proactively looking for ways to enable a transition to a more sustainable and circular economy. This might be through finding technological solutions to reduce emissions, ensuring better environmental standards in supply chains, or changing what happens to products after they have been used.

More broadly, investors and financial institutions are increasingly applying methodologies that seek to ensure business models develop and implement credible plans for the transition to a low-carbon, climate-resilient future. These efforts have developed in tandem with regulations which mandate climate-related disclosures and due diligence requirements.

Please refer to the Notes on the Accounts: note 12(b) for a discussion on climate within our impairment assessment; and note 6(l) for disclosures regarding our sustainability costs.

Geopolitical Instability



Geopolitical Disruption

There are some early signs that elements of the cost-of-living crisis experienced in many countries, which has suppressed consumer demand, may be abating.

Some of the stresses and bottlenecks which have negatively impacted global trade during the past three years appear to be finally drawing to an end, with surveys indicating global commerce is approaching pre-pandemic levels.

However, this recovery remains vulnerable. The geopolitical disruption that began in 2022 with the conflict in Ukraine continues to be unresolved and retains the potential to escalate further.

Conflict in the Middle East also has the potential to cause further international instability, while trade relations between the U.S. and China remain unpredictable.

This instability may force some companies to shift investment and production to more stable markets and to look again at localising some production.

However, the intrinsically globalised nature of our modern economy means that it is impossible to isolate supply chains from global events.

Overview

The modern tobacco and nicotine market is continuing to evolve at a rapid rate. New and less risky nicotine products[†] are being developed and launched each year which, alongside traditional tobacco products, meet the needs of more than a billion consumers worldwide.

Global Market for Combustibles and Non-Combustibles

The most recent sales data for the legal global tobacco and nicotine market indicated that it was worth approximately US\$935 billion.

Combustible cigarettes remained the largest product category within the market, with a global value of US\$779 billion (excl. China), representing 84% of the total value of tobacco and nicotine product sales worldwide. Roughly 2.8 trillion cigarettes were sold in 2022.

The value of the global Non-Combustible products market continues to grow, standing at US\$68 billion.

Furthermore, despite combustibles being one of the most highly regulated products in the world, roughly 17% of the world's adult population (including China) continue to choose to smoke. This very sizable group is likely to continue to smoke unless they are offered suitable Non-Combustible alternatives.

The illicit market

The illicit tobacco market has continued to increase in the years after the pandemic, reaching just under 12% of total global volume in 2022 (excl. China), up from 11.4% in 2021. Exacerbated by the recent increased cost of living in many countries, overall illicit volumes are expected to approach an unprecedented 14% of all sales by 2027.

Illicit trade exists in all regions of the world, but its growth is forecast to worsen in the Middle East and Africa, Australasia and Asia Pacific.

Global combustible regulation

Combustible tobacco products are among the most highly regulated consumer products in the world.

In recent decades, legislators have focused on demand-side measures, such as plain packaging, product-specific regulations, tougher restrictions on smoking in public places, bans on shops displaying tobacco products at the point of sale and restrictions on flavourings in tobacco.

More recently, countries have begun committing to smoke-free targets and policies, setting a date by which they expect to reduce or contain the prevalence of tobacco use to less than 5%.

➤ See [pages 121 to 128](#) to read more about our Group Principal Risks

➤ For further discussion regarding the regulation of our business, please see [pages 375 to 379](#)

The European Union has set a target of a 'Tobacco-free Generation' by 2040, for example. A small number of countries have also examined stronger prohibitionist approaches to stop smoking among younger generations.

For example, the UK has begun examining proposals to ban sales of cigarettes to anyone born after 2008. New Zealand passed legislation last year (the first of its kind) to implement such a proposal, however this proposal is now likely to be discontinued after the election of a new Government.

The Malaysian Government had also considered similar plans before concluding they could be unconstitutional. Significantly, in most cases, end-game measures have focused on combustible tobacco, excluding reduced-risk nicotine products.

Lastly, environmental concerns have led to an increased number of policy initiatives aimed at combustibles.

The EU's Single-Use Plastics legislation requires Member States to introduce extended producer responsibility schemes for, amongst other things, cigarette filters.

The United Nations is also examining a potential world-first global Plastics Treaty, which certain stakeholders are arguing should contain targets for Member States to eliminate waste from cigarettes (as well as from single-use vapour product consumption).

Global New Categories Market

Technology and innovation continue to revolutionise the nicotine market. Smokeless alternatives offer consumers less risky[†] but satisfying alternatives to cigarettes by delivering nicotine without the process of combusting tobacco.

These products are increasingly popular among smokers who do not want to give up nicotine consumption but desire alternatives to smoking. This year, we have added herbal heated products to our offering, providing adult nicotine users and smokers with another reduced-risk[†] option which is also tobacco-free.

Cigarettes are projected to see a total volume decline of 8% over the 2022-2027 period. Alongside societal changes in attitudes to smoking, this decrease is driven by consumer preferences shifting to reduced-risk products[†] (RRPs), which are forecast to make up an increasing percentage of revenue for the nicotine market.

The most recent external estimates value the Vapour product market at US\$19 billion, with THPs valued at US\$32 billion. Closed-system vapour products have become rapidly popular among consumers, owing to their ease of use. Nicotine pouches, which are one of the newer innovations in RRP[†], currently have a global value of US\$8.4 billion in 2022 (led by the U.S.), which is projected to grow to just under US\$16 billion by 2027.

New Categories regulations

Globally, though these products are becoming established in many markets, there remains considerable divergence between countries on how to regulate RRP[†].

The positive role they can play in reducing the harms of smoking has been embraced by regulators in the UK, New Zealand and Canada, which have sought to communicate to consumers that RRP[†] are better alternatives[†] to smoking and have regulated these products accordingly, while at the same time being mindful of the need to prevent usage by youth.

Other markets are yet to be convinced of the potential public health benefits of RRP[†] and have sought instead to limit access to them, for example Australia and India, where sales of RRP[†] are effectively banned. Some markets have also inadvertently confused nicotine consumers by regulating RRP[†] in a similar way to combustibles. An example of this was the European Union's recent extension of a ban on characterising flavours originally intended for cigarettes to encompass Tobacco Heated Products.

Concerns have been raised about youth use of certain RRP[†] in some countries; these can be addressed without denying them to potential quitters by using on-device technology and better enforcement of existing measures to ensure the products are accessible only to adults. It is increasingly important that this debate is better understood, particularly in influential international forums, so that large numbers of smokers are not discouraged from switching to these products.

Beyond Nicotine

The Wellbeing & Stimulation category, covering products for consumers that are seeking products that help them manage their daily wellbeing, is expected to grow to £495 billion by 2030, from around £296 billion today.

The adult-use cannabis market has also grown to an estimated US\$21 billion. Though this growth is predominantly concentrated in the U.S., the market is expected to grow further internationally as more countries, such as Germany and the Czech Republic, re-examine the merits of maintaining their current prohibitionist stances on cannabis.

Notes:

All data sources on this page are from Euromonitor International research published in 2023 and based on 2022 data (the latest full year available), unless otherwise stated.

* Based on the weight of evidence and assuming a complete switch from cigarette smoking. These products are not risk free and are addictive.

† Our Vapour product Vuse (including Alto, Solo, Ciro and Vibe), and certain products including Velo, Grizzly, Kodiak, and Camel Snus, which are sold in the U.S., are subject to FDA regulation and no reduced-risk claims will be made as to these products without agency clearance.

Quality Growth

Strategic Pillar Overview

Quality Growth

Delivering Quality Growth emphasises the transition to a more balanced focus on top-line and bottom-line delivery, centred around our brands and innovation, and continuing to seek long-term opportunities Beyond Nicotine.

The key building blocks of the Quality Growth pillar are:

Inspiring New Category Innovations & Brands

Managed Combustibles Transition

Beyond Nicotine Foundations

Our commitments under Quality Growth:

Progressing toward quality, margin-accretive growth in smokeless

FMC volume decline but expecting continued value delivery

Sensibly investing for the future Beyond Nicotine

Inspiring New Category Innovations & Brands

We have established an important New Categories ‘bridgehead’ which underpins our transformation. We have built a fast-growing New Categories business of smokeless products in a short period of time with New Categories annual revenue now exceeding £3.3 billion.

Greater scale and related focus on cost of goods sold (COGS) has enabled significant reduction in New Categories losses in 2022 and 2023 @c. £1.0 billion loss reduction)@ and our New Categories are profitable (at a category contribution level) two years ahead of our original target. Our focus on driving revenue growth and margin expansion will continue.

Building on our deep cross-category consumer insights, we will deliver an enhanced innovation pipeline, by further investing in our people, our science, our IP and our capabilities, driving an innovation-focused culture.

We will further leverage our centres of excellence in Southampton, Trieste and Shenzhen to access wider internal and external strategic partnerships focused on developing consumer-relevant premium propositions.

Three New Category product types underpin our efforts to Build A Smokeless World:

Vapour

Our global Vapour brand, Vuse, plays a major role in providing smokers with the opportunity to Switch to Better.

In 2023, consumer acquisition was up 1.5 million, reaching 11.5 million.

Vuse is the #1 brand in the Vapour category and, in 2023, delivered £1.8 billion of revenue. The successful launch of our single-use Vapour product, Vuse Go, enabled Vuse to maintain leadership of the Vapour category and achieve 26.2% revenue growth in 2023.

+ For more information on our Vapour Products see [page 30](#)

Heated Products

Our Heated Product brand, glo, saw consumer acquisition increase by 0.8 million. In 2023, reaching 8.0 million. It has also been a contributor to New Categories revenue growth.

However, its growth momentum has been impacted by competitor innovation and intensified activity in the below-weighted average price segment.

While glo’s performance has not met our expectations, we are strengthening the glo innovation pipeline.

Hyper Pro will enable a comprehensive system upgrade and veo, our non-tobacco heated platform consumables, is ready for a post-flavour ban environment in Europe.

+ For more information on our Heated Products see [page 32](#)

Modern Oral

Modern Oral products are different from inhalable products like Vapour or Heated Products. Modern Oral products come in the form of tobacco-free nicotine pouches that are placed under the lip so that nicotine can be effectively absorbed.

There are exciting opportunities for these products in markets with established oral nicotine consumption and beyond, including in emerging markets.

In 2023, Velo maintained its leadership outside of the U.S. despite intensified competition in the Nordics and delivered total Group revenue growth of 35%.

+ For more information on our Modern Oral products see [page 34](#)

Driving progress

To drive quality growth and transform faster, we will focus our resources on combining powerful innovations and world-leading brands. To deliver an ‘innovation step change’, we will continue to utilise powerful consumer foresights and their application to leap-frog innovation thinking to drive innovations that appeal to adult consumers. We will further strengthen and differentiate our New Categories brands to profitably accelerate our New Categories business and achieve significant scale in order to help Build a Smokeless World.

Global Patent Settlement with PMI

As previously announced, BAT has reached a global settlement with Philip Morris International Inc. (PMI) that resolves all ongoing patent infringement litigation between the parties related to our HP and Vapour products. For more information, please see page 380.

Managed Combustibles Transition

We are committed to becoming a predominantly smokeless business, with a target to reach 50% of our revenue from Non-Combustibles by 2035.

The best choice any adult smoker can make will always be quitting combustible tobacco products completely. Yet many do not. With only 10% of the world’s one billion smokers currently using New Category products, the long-term opportunity for growth as we deliver on our transformation is vast.

The continued performance of our combustibles business is key to delivering Quality Growth and generating the funds necessary to invest in New Categories and Build a Smokeless World. Our aim is for the combustibles business to deliver sustainable revenue, gross margin and category contribution growth. Sustainable pricing, digital integration and Revenue Growth Management play a key role in delivering revenue growth. A product transformation programme is underway to enable a simpler and rationalised product portfolio to enable gross margin growth.



As part of this, we will be reducing the number of tobacco leaf grades, blends, cigarette formats and stock keeping units (SKUs) in our portfolio.

To deliver category contribution growth, we will focus on marketing spend optimisation and on simplifying our combustibles portfolio to enable the delivery of a managed combustibles transition.

+ For more information on our combustible products, see [page 37](#)

Beyond Nicotine Foundations Wellbeing and Stimulation

Consumers are increasingly seeking healthier lifestyles and “better-for-you” products that help them manage their daily wellbeing. We call this category Wellbeing & Stimulation (W&S) and expect the category to grow to £495 billion by 2030, from around £296 billion today.¹

Many of these products historically are in common formats like pressed tablet supplements and sugar-based sports and energy drinks. Recently, however, there has been a consumer shift towards products that are less artificial, more enjoyable, have greater functional efficacy, are easier to use and understand, and that provide for a wider range of functional benefits.

After over a century in nicotine, BAT has significant expertise in providing direct-to-mind stimulation through enjoyable solutions and strong route-to-market capabilities.

As a result, we are well-positioned to explore the development of a W&S business by leveraging existing capabilities and external partners.

As part of this exploration of W&S, we are building a pipeline of products to ensure sustained competitiveness to win in this exciting category. This includes internal development of new products and also working with Btomorrow Ventures (BTV) to guide and support our investments or potentially larger scale M&A.

Cannabis

In 2019, the global legal recreational market was estimated to be worth £5.2 billion in revenue. That figure is now put at £11.1 billion (2022)², growing at 28%³ per annum, with non-combustible formats driving this, growing at 35%⁴ per annum.

We believe this is signalling a shift away from traditional smokable formats into other, potentially less harmful, more progressive consumption methods.

We see cannabis as an exciting potential category for the future. However, given the complex regulatory environment and the implications to BAT as a UK listed company, we will continue to monitor the changes in the regulatory environment as it evolves across geographies.

As part of its strategic investment in 2021, BAT established a joint-Product Development Collaboration (PDC) Agreement and Centre of Excellence with Organigram in Moncton, Canada to lead Research & Development activities with cannabis.

We are pleased with the progress that has been made in 2023. The PDC is in late-stage development of a suite of emulsions, novel vapour formulations, flavour innovations, and packaging solutions which are soon to be commercialised by Organigram in the Canadian market.

+ For more information on Beyond Nicotine, see [page 39](#)

Notes:

- 1. IRI/Circana Consulting, Euromonitor.
- 2. Euromonitor 2022 Market Sizing Data | Global.
- 3. Euromonitor 2022 Market Sizing Data | Global.
- 4. Euromonitor 2022 Market Sizing Data | Global.

Quality Growth

Our Vapour Products

Vapour products^{*†} are battery-powered devices that heat e-liquids to produce an inhalable aerosol (vapour).

Our leading, global Vapour brand, Vuse, plays a major role in providing smokers with a reduced-risk^{*†} alternative to cigarettes.

63

Number of markets where the Group's Vapour products are sold

Vapour Top 5 markets^{*}**
the U.S., the UK, France, Germany and Canada.

Highlights

Vuse value share up 30 bps vs 2022 to reach 36.1% share (in tracked channels) in our Top 5 markets.

Vuse extended its value share leadership position in the U.S., increasing 470 bps vs 2022 to 45.6%.

Consumer acquisition up 1.5 million, reaching 11.5 million.

Vapour volume up 7.0% in strong price environment (+19.9%), delivering revenue 27% higher at constant rates of exchange.

Vuse Go (the Group's single-use vapour offer) launched in 59 markets, including the UK, France, Spain, Canada, Greece, Germany and Ireland.

Overview

Vapour is the largest smokeless product category in terms of number of consumers, has the largest global footprint and is an attractive proposition to convert smokers to reduced risk[†] smokeless products.

Low barriers to entry and an absence of consistent regulatory frameworks leads to a highly fragmented and competitive landscape.

Regulatory risks, illicit trade, the pace of innovation and profitability are key challenges for the Vapour category. However, we believe that the category can reach more than 20 million consumers across 100+ markets globally, profitably.

The Scientific Evidence

Evidence continues to emerge from the public health community and academia about the role of vapour products as a reduced-risk[†] alternative to smoking.

In the UK, for example, Public Health England^{**} published a series of expert reviews of the existing evidence, drawing on peer-reviewed literature, surveys and other reports, concluding: "the current best estimate is that e-cigarettes are around 95% less harmful than smoking."¹

Moreover, the UK National Health Service states that "Evidence shows that nicotine vapes are actually more effective than nicotine replacement therapies, like patches or gum."²

In 2021, we published a comprehensive review of the scientific evidence for vaping products, their potential health effects, and their role in tobacco harm reduction. This is a summary of more than 300 peer-reviewed scientific papers and other evidence published by around 50 institutions over the past decade.³

According to adult population modelling studies cited in the review, a significant reduction in premature deaths could be achieved if current smokers switched exclusively to vaping rather than continuing to smoke cigarettes.

In 2023, results from our innovative cross-sectional clinical study⁴ showed that exclusive Vuse users had significantly lower exposure to tobacco toxicants, and favourable results for indicators linked to smoking related diseases, compared with smokers.

Also in 2023, we published a laboratory study⁴ which showed flavoured e-liquid toxicity was >95% reduced when compared to cigarette smoke and concluded that flavoured e-liquids do not increase the risk profile of well stewarded e-cigarettes.



Notes:

* Based on the weight of evidence and assuming a complete switch from cigarette smoking. These products are not risk free and are addictive.

† Our Vapour product Vuse (including Alto, Solo, Giro and Vibe), and certain products, including Velo, Grizzly, Kodiak, and Camel Shus, which are sold in the U.S., are subject to FDA regulation and no reduced-risk claims will be made as to these products without agency clearance.

** Public Health England (PHE) was replaced in Oct 2021 by the UK Health Security Agency and Office for Health Improvement and Disparities.

*** Key Vapour markets are defined as the Top 5 markets by industry revenue, being the U.S., the UK, France, Germany and Canada and accounting for c.75% (2022: 88%) of total industry Vapour revenue (rechargeables and single-use products).

1. GOV.UK. (n.d.). E-cigarettes around 95% less harmful than tobacco estimates landmark review. Available at: <https://www.gov.uk/government/news/e-cigarettes-around-95-less-harmful-than-tobacco-estimates-landmark-review>

2. NHS (2023). Vaping myths and the facts - Better Health. [online] nhs.uk. Available at: <https://www.nhs.uk/better-health/quit-smoking/vaping-to-quit-smoking/vaping-myths-and-the-facts/>.

3. Camacho, O.M., Ebajemito, J.K., Coburn, S., Prasad, K., Costigan, S. and Murphy, J.J. (2021). Evidence From the Scientific Assessment of Electronic Cigarettes and Their Role in Tobacco Harm Reduction. *Contributions to Tobacco & Nicotine Research*, 30(2), pp.63–108. doi:<https://doi.org/10.2478/cttr-2021-0007>.

4. Haswell, L.E., Gale, N., Brown, E. et al. Biomarkers of exposure and potential harm in exclusive users of electronic cigarettes and current, former, and never smokers. *Intern Emerg Med* 18, 1359–1371 (2023). <https://doi.org/10.1007/s11739-023-03294-9>.

5. Bishop, E., East, N., F. Miazzi, Fiebelkorn, S., Breheny, D., Gaca, M. and Thorne, D. (2023). A contextualised e-cigarette testing strategy shows flavourings do not impact lung toxicity in vitro. 380, pp.1–11. doi:<https://doi.org/10.1016/j.toxlet.2023.03.006>.

Regulation and PMTA

The future of tobacco harm reduction has always depended on robust science and ensuring that this science is accessible to audiences outside the scientific community is critical. This need is growing stronger than ever and consumers deserve to understand the relative risk profiles of these products.

In addition, perceptions of nicotine continue to evolve; however, many consumers—and health care professionals—do not adequately understand the risks associated with nicotine generally.

We strongly support a well-functioning regulatory system within which regulatory oversight leads to accelerated reductions in underage tobacco use and in tobacco-related harm. We are invested in that system and are fully committed to those goals.

The tobacco category is undergoing transformational change. Smokeless technologies like Vapour, Modern Oral and Heated Products offer enormous potential for moving more adult smokers to potentially less harmful alternatives. And this change is underscored by the U.S. Food and Drug Administration’s Premarket Tobacco Product Application (PMTA) process.

PMTAs include, among other things, robust science packages composed of analytical, toxicological, pre-clinical, clinical, and behavioural data to demonstrate that the marketing of a tobacco product is "appropriate for the protection of the public health" and underpinned by science.

Vuse Solo (Original flavour) and Vibe/Ciro (tobacco flavours) have previously received marketing authorisations from the FDA confirming that the marketing of these products is appropriate for the protection of public health.

These applications were the culmination of years of scientific study and research. The Vuse Alto PMTA, which was submitted nearly a year after Vuse Solo, shares the same foundational science. We are confident in the quality of our applications.



Vaping is not harmless. But there's overwhelming scientific agreement it's far less harmful than smoking. And that's what we need to compare it with.

Dr Colin Mendelsohn

Associate Professor, University of New South Wales, Chair, Australian Tobacco Harm Reduction Association, 2022

We are disappointed by the FDA’s Marketing Denial Orders (MDOs) for Vuse Alto’s Menthol* and Mixed Berry products. We are challenging these denials in court and have obtained a permanent stay of enforcement for Vuse Alto Menthol, allowing it to remain on the market.

We believe that public health officials, legislators, and regulators—especially the FDA—should be concerned about the continued influx of illegal single-use vapour products into the U.S. market.

It is unacceptable that these products, marketed in youth-appealing flavours such as Bubble Gum and Cotton Candy, continue to be sold. We call on the FDA, in conjunction with state and local authorities, to strongly enforce against these products.

We continue to look for opportunities to innovate across our Vuse portfolio to meet the preferences of our adult consumers, and we continue to approach the growing single-use product category in a responsible way.

Performance Summary

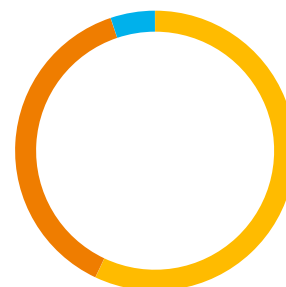
Vapour continued its strong momentum, driven by Vuse. Total volume of consumables in 2023 was up 7.0% to 654 million units, having grown 14.3% to 612 million units in 2022.

Combined with consumable pricing (+19.9% in 2023, having been +29.5% in 2022), this drove revenue up 26% to £1,812 million, or 27% at constant rates of exchange, with 2022 up 55% to £1,436 million (or an increase of 43.8% at 2021 rates of exchange).[©] In 2023, four of the five key Vapour markets delivered a positive new category contribution.[©]

Vuse maintained global Vapour value share leadership with a full year value share of 36.1% (up 30 bps vs 2022) led by Vuse Alto. Single-use products continue to accelerate category growth with their convenient format, driving consumer trial and conversion. Vuse Go is now in 59 countries, with positive regulatory developments enabling our entrance into a number of emerging markets (Colombia, Paraguay, Peru).

We consolidated our position in all Top 5 markets, driven by industry-leading consumer acquisition up 1.5 million to 11.5 million consumers.

Proportion of Vapour revenue by region in 2023 (£m)



	2023 £m	2022 £m
U.S.	1,033	913
AME	686	465
APMEA	93	58
Total	1,812	1,436

We continue to have strong value share positions in the rechargeable sub-category. Specifically, on a full-year basis in 2023:

- In the U.S., the world's largest Vapour market, Vuse extended leadership in value share (of total Vapour in tracked channels) by 470 bps to 45.6%, maintaining the momentum of 2022 which was, itself, up from 32.5% in 2021. In 2023, revenue was up 13.1%, or 13.8% on a constant currency basis, driven by price increases in both consumables and devices during the year, and by leveraging our Revenue Growth Management tool as a key enabler of value creation. Pricing contributed to growth by 20.4% in 2023 and 36.4% in 2022, more than offsetting lower consumables volume (down 6.6% in 2023), driven by the growth of illicit synthetic nicotine single-use products. This followed a period of growth, as 2022 was up 10.0% to 320 million units.
- In Canada,** volume declined 23% yet Vuse maintained its leadership position with total value share at 92.5% (up 210 bps) in 2023, having grown 890 bps in 2022.
- In the UK, total Vapour value share of the category was 10.3% (2022: 14.7%);
- In France, Vapour value share was 38.8% in 2023, remaining flat (vs 2022);
- In Germany**, our value share of total Vapour was 25.9%, up 500 bps (2022: 20.9%).

Notes:

* Menthol variants accounted for approximately 65% of total Vuse consumables in 2023.

** Following rebasing of third party databases, the 2022 value share for the Group was revised in Germany (from 21.4% to 21.1%) and in Canada (from 89.5% to 90.4%).

Quality Growth

Our Heated Products (HPs)

Heated Products (HPs)* use heat to generate a nicotine-containing aerosol, which the user inhales. This category includes Tobacco Heated Products (THP) and Herbal Products for Heating (HPH).

Within HP, because the tobacco or herbal substrate is heated instead of burned, the resulting aerosol comprises mainly water, glycerol, nicotine and flavours – different to cigarette smoke.

31

Number of markets where the Group's Heated Products are sold

HP Top 12 markets**

Japan, South Korea, Italy, Greece, Hungary, Kazakhstan, Ukraine, Poland, Switzerland, Romania, Malaysia and the Czech Republic.



Highlights

glo HP category volume share down 110 bps in Top 12 markets vs 2022 to reach 18.2%.

glo consumer acquisition up 0.8 million reaching 8.0 million.

glo consumable volume down 1.3%, with the industry volume up 13%, with our performance impacted by the sale of our businesses in Russia and Belarus.

glo revenue declined by 6%.

Overview

Heated Products offer the most familiar route for smokers to adopt a reduced-risk*, smokeless product.

To effectively compete in the Heated Product category, more work is required to build glo as a strong and consistent global brand and we must transform our product portfolio through our robust innovation pipeline.



In terms of risk reduction, [HPs] avoid the intake of all those compounds that are released with the combustion of classic cigarettes.

Dr Piero Clavario

Director of Anti-Smoking Centre and Cardiology Department at the Azienda Sanitaria Locale, Genoa, 2021

The Scientific Evidence*

In a cigarette, the tobacco is burned by combustion at temperatures over 900°C, releasing a highly complex mixture of gases, particles and compounds and leaving behind a grey ash. In contrast, HPs heat tobacco or other herbal ingredients, like rooibos, to much lower temperatures (below 400°C).

Due to the heating, as opposed to burning, HPs are considered reduced-risk* compared to continued smoking for those who switch completely.

In 2018, Public Health England***, while highlighting the need for more research, found that “compared with cigarettes, heated tobacco products are likely to expose users and bystanders to lower levels of particulate matter, and potentially harmful compounds.”¹

More long-term studies are needed on HPs, which is why we conducted our year-long clinical study to evaluate the reduced-risk potential of glo. The 12-month data was published in a peer-reviewed journal in August 2022².

This study showed that smokers who switched from cigarettes to the exclusive use of glo significantly reduced their exposure to certain toxicants and indicators of potential harm related to several smoking-related diseases, in some measures to a level found in participants who had stopped smoking entirely.

Notes:

* Based on the weight of evidence and assuming a complete switch from cigarette smoking. These products are not risk free and are addictive.

** Key HP markets are defined as the Top 12 markets (excl Russia) by industry volume. They were adjusted in 2023, with more established HP markets Kazakhstan, Romania, Switzerland and Malaysia introduced and Russia removed. Accordingly, glo's category volume share for 2022 was rebased on the new definition from 19.4% to 19.2%. Top 12 markets by volume are Japan, South Korea, Italy, Greece, Hungary, Kazakhstan, Ukraine, Poland, Switzerland, Romania, Malaysia and the Czech Republic. These markets account for c. 85% of global industry HP volume in 2023.

*** Public Health England (PHE) was replaced in Oct 2021 by the UK Health Security Agency and Office for Health Improvement and Disparities.

1. McNeill A, Brose LS, Calder R, Bauld L, Robson D. Evidence review of e-cigarettes and heated tobacco products 2018. A report commissioned by Public Health England. London: Public Health England, 2018.

2. Gale, N., McEwan, M., Hardie, G., Proctor, C.J. and Murphy, J. (2022). Changes in biomarkers of exposure and biomarkers of potential harm after 360 days in smokers who either continue to smoke, switch to a tobacco heating product or quit smoking. Internal and Emergency Medicine. doi:https://doi.org/10.1007/s11739-022-03062-1.

Designed with Purpose

Hyper pro is our newest and most premium version of Hyper, introduced to expand glo™ to address the needs of the HP consumers.

Hyper pro meets their needs for enhanced sensory satisfaction and familiar ritual, with a premium and exclusive device that projects their identity and status.

Featuring our new HeatBoost™ technology delivers superior taste satisfaction, a step up on immediacy, more intense boost taste mode and longer session, compared to earlier Hyper devices. Paired with our new, upgraded blended tobacco stick range and our veo tobacco-free herbal stick novel flavour range with capsule, it delivers an enhanced experience compared to other Hyper products.

Hyper pro is a smart and intelligent device equipped with a progressive EasyView™ display for interactive and intuitive control of the experience through a simple screen interface displays the selected taste mode, session progress and battery power. The device has better palm fit and convenience in use with a TasteSelect dial enabling one move to open the shutter and select the taste mode. This is also combined with the convenience of a faster charge than other Hyper products.

The Hyper pro launched in December 2023 in Italy and Poland, at premium pricing in a range of five stylish colours.

We continue to expand our geographic footprint with glo now available in 31 markets. veo is our latest innovation in offering a reduced-risk alternative to adult smokers in 11 markets, and we were the first major tobacco company to launch in the tobacco-free segment.

Performance Summary

Impacted by the sale of the Group's businesses in Russia and Belarus in 2023 (which negatively impacted performance by 2.5 billion sticks, partly due to the timing of the sale partway through the year and a lower underlying performance as we reduced investment and focus on Russia), total consumable volume declined 1.3% to 23.7 billion sticks in 2023 having grown 26% (to 24.0 billion sticks) in 2022.

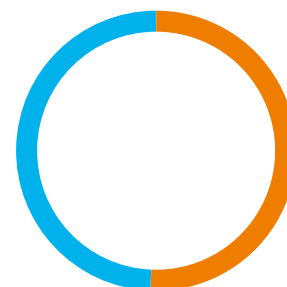
In 2023, glo HP category volume share in the Top 12 markets, declined 110 bps to 18.2%. Growth in Poland and the Czech Republic was more than offset by the highly competitive markets of Japan, South Korea and Italy.

Revenue declined 6.0% to £996 million (2022: up 24.3% to £1,060 million), largely due to the sale of the Group's businesses in Russia and Belarus partway through the year and a lower underlying performance as we reduced investment and focus on Russia, which acted as a drag on performance by £75 million. Excluding the impact of the relative movements in sterling, at constant rates of exchange revenue declined 2.5% in 2023, compared to an increase of 26.7% in 2022.

In AME, which has seen strong industry volume growth of 17% in 2023 (2022: 31%), our consumable volume declined 7.5% to 11.1 billion sticks, having grown 43% in 2022. The decrease in 2023 was largely due to the sale of the Group's businesses in Russia and Belarus which, along with lower underlying performance in Russia, negatively affected volume by 2.5 billion sticks, more than offsetting higher volume in Poland, Italy, Romania and the Czech Republic.

Accordingly, in 2023, revenue increased by only 2.3%, or 3.0% at constant rates of exchange, having grown 69% (or 65% at constant rates of exchange) in 2022. AME now represents 47% of our global HP volume. The timing of the sale of Russia and Belarus was a £75 million negative drag on the revenue performance in 2023, offsetting a good performance in the remainder of the region supported by the portfolio laddering strategy and volume share gains in key markets.

Proportion of HP revenue by region in 2023 (£m)



	2023 £m	2022 £m
U.S.	0	0
AME	505	494
APMEA	491	566
Total	996	1,060

In APMEA, where the most mature HP markets are, our consumable volume grew 4.9%, having grown 12.3% in 2022. Revenue was down 13.2% (2022: up 1.1%) being a decline of 7.3% (2022: 7.0% higher) at constant exchange. 2023 was impacted by the price repositioning in the highly competitive Japanese market, with both 2023 and 2022 negatively affected by the final steps in the five-year excise harmonisation programme. Pricing was therefore a negative drag on the regional HP performance by 12.2% in 2023, having also negatively impacted 2022 by 5.3%. glo's volume share in Japan started to stabilise in the second half of 2023, driven by the activation of our commercial plans and positive uptake post successful launch of glo Hyper Air in the second half of the year. 2022 growth was driven by higher volume and consumable pricing.

In Japan, glo's volume share of total HP and combustibles was 7.4%, flat on 2022 (2022: 7.4%), as consumers continue to switch to reduced-risk alternatives to cigarettes, with our HP category volume share at 18.3%, down 170 bps from 20.1% in 2022.

glo Hyper Air (our lightest device to date), is now in 23 markets, delivering positive results. We continue to expand our geographic footprint with glo now available in 31 markets.

Note:

* Based on the weight of evidence and assuming a complete switch from cigarette smoking. These products are not risk free and are addictive.

Quality Growth

Our Modern Oral Products

In recent years, a new category of Modern Oral products[†] has emerged.

These come in the form of tobacco-free nicotine pouches that are placed under the lip so that nicotine can be effectively absorbed.

34

Number of markets where the Group's Modern Oral Products are sold
Modern Oral Top 5 markets **
 the U.S., Sweden, Norway, Denmark and Switzerland.



Highlights

Continued strong global volume growth (up 33.6%), with consumer numbers up 0.7 million to 3.3 million.

Category volume share in key Top 5 markets was 28.0%, down 240 bps, driven by a decline in the highly competitive U.S. market.

Continued strong growth in Pakistan and Kenya, supporting future Emerging Market ambitions.

Volume share leadership in Modern Oral in AME at 67.0%, with continued market leadership (through Velo) in 14 European markets.

AME revenue up 41.5%, with volume up 36.5%.

Overview

The Modern Oral category has a clear runway for growth in markets with established oral nicotine consumption. Markets like the U.S. and the Nordics are examples of this as consumers already have the experience of Traditional Oral products.

However, the key challenge in unlocking the category's potential in new markets relates to how the oral nicotine product is used, which is different to how nicotine has previously been consumed, namely through inhalation.

Building a portfolio of strong brands and products/ranges to accelerate consumer adoption is fundamental to establishing a leading, global Modern Oral business.

The Scientific Evidence[†]

Modern Oral nicotine pouches build upon the extensive scientific evidence available for snus, including long-term studies^{1,2} which demonstrate that snus use is associated with less risk of many diseases compared with cigarette smoking.

Modern Oral products, however, are designed to offer adult consumers an improved, reduced-risk[†] alternative, with many Modern Oral products manufactured as tobacco-free.

Laboratory chemical studies for our Modern Oral products show they produce substantially lower levels of toxicants than cigarette smoke³ and lower levels than snus⁴ – a traditional oral tobacco product which is already regarded as a reduced-risk[†] alternative to smoking.

Toxicology tests assessing the biological effects of our Modern Oral products on laboratory cells also show they have reduced effects relative to cigarettes and snus⁵.

Published in 2022, results from our innovative cross-sectional clinical study showed that exclusive Velo users had substantially lower exposure to tobacco toxicants, and significantly better results for indicators linked to smoking-related diseases, compared with smokers. In 2023, in a study where daily smokers were provided with Velo, the majority of participants significantly reduced their daily cigarette use.

On the basis of our evidence and informed by the wealth of independent evidence regarding snus, switching completely to Modern Oral products can be expected to reduce the risk of smoking related disease when compared to continued smoking.[†]



Oral nicotine pouches, used as recommended, as a replacement for smoking, would be associated with a reduction in overall risk of adverse health effects.

UK Government

Committee on Toxicity 2023

Notes:

- Ramström L, Borland R, Wikmans T. Patterns of Smoking and Snus Use in Sweden: Implications for Public Health. *Int J Environ Res Public Health*. 2016 Nov 9;13(11):1110. doi: 10.3390/ijerph13111110. PMID: 27834883; PMCID: PMC5129320.
- Sohlberg, T., Wennberg, P. Snus cessation patterns – a long-term follow-up of snus users in Sweden. *Harm Reduct J* 17, 62 (2020). <https://doi.org/10.1186/s12954-020-00405-z>
- Gaca, Marianna, et al. "Bridging: accelerating regulatory acceptance of reduced-risk tobacco and nicotine products." *Nicotine and Tobacco Research* 24.9 (2022): 1371-1378.
- Azzopardi, David, Chuan Liu, and James Murphy. "Chemical characterization of tobacco-free 'modern' oral nicotine pouches and their position on the toxicant and risk continuums." *Drug and chemical toxicology* 45.5 (2022): 2246-2254.
- East, N., et al. "A screening approach for the evaluation of tobacco-free 'modern oral' nicotine products using Real Time Cell Analysis." *Toxicology Reports* 8 (2021): 481-488, and Bishop, E., et al. "An approach for the extract generation and toxicological assessment of tobacco-free 'modern' oral nicotine pouches." *Food and chemical toxicology* 145 (2020): 111713.

** Key Modern Oral markets are defined as the Top 5 markets by industry revenue, being the U.S., Sweden, Norway, Denmark and Switzerland and accounting for c.85% (2022: c.80%) of total industry revenue.

Our Products

Our Modern Oral products are white in colour and contain high-purity nicotine, water and other high-quality food-grade ingredients, including plant-based fibres, flavouring and sweeteners.

Originating in Scandinavia, Velo is now a leading global brand of nicotine pouches. These typically appeal to a broader audience than Traditional Oral tobacco because of their attractive price positioning. With comparatively lower excise rates (versus Traditional Oral and combustibles), Modern Oral generally has higher margins than Traditional Oral.

Our Velo product range spans across both mint and fruit flavours and are sold in various nicotine strengths, from 4mg to 17mg of nicotine per pouch.

We are also delivering a step change in Modern Oral manufacturing. Truly living our ethos, our Modern Oral factory in Pécs, Hungary, put together a bold plan to implement food industry standards for Modern Oral manufacturing.

With a cross-functional team across quality, production, engineering and EHS teams delivering technical changes and process improvements, Pécs became the first site in BAT's history to obtain the ISO 22000 certification for food safety management systems.

We have also built and recently commissioned a new facility in Trieste, Italy that will further enhance our capabilities and provide additional capacity (in Modern Oral and HP).

In line with the Group's sustainability ambitions, Velo plastic cans are being upgraded to use single polymer plastics, with the use of bio-based materials also being trialled to achieve International Sustainability and Carbon Certification.

Performance Summary

2023 maintained the momentum from 2022 with growth in volume and value. Volume was up 33.6% to 5.4 billion pouches, having grown 21.7% to 4.0 billion pouches in 2022.

Revenue increased 35% to £539 million (2022: up 45% to £398 million). Excluding the impact of foreign exchange, this was an increase of 39% in 2023 and 46% in 2022, as price/mix was up 5.4%, after the increase of 23.9% in 2022.

Volume share of the Modern Oral category in our Top 5 markets was 28.0%, down 240 bps compared to 2022, driven by the U.S. where we continue to await the outcome of our PMTA submission for our successful European product, Velo 2.0.

In the U.S., our volume share of Modern Oral declined by 200 bps with volume down 1.3% to 297 million pouches (2022: down 50% to 301 million pouches). We expanded our geographic coverage in the U.S. and continued to innovate, including the launch of our fusion and sensations ranges, tailored to meet the needs of local consumer tastes and preferences.

Revenue declined in 2023 to £25 million, as the Group reinvested in trade activation plans leading to a decline in net pricing (including trade incentives) of 30.5%. The Group had reduced such activity in 2022 with a resultant increase in revenue to £36 million in that year.

The U.S. market remains highly competitive, with current low moisture product formulations continuing to result in low levels of adult consumer numbers and high polyusage.

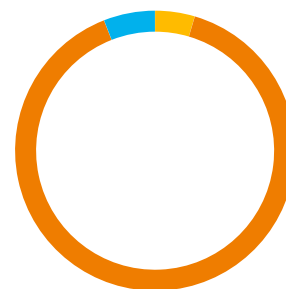
We are encouraged by the strong results from our recent Velo pilot in New York, including a more premium brand expression and design, with a national roll-out to commence in 2024.

In our key markets outside the U.S., we maintained clear Modern Oral category volume share leadership, despite a decline of 170 bps to 67.0%

In AME, we maintained volume share leadership in 14 markets. Revenue increased by 41.5% (2022: up 29.9%) or 44.6% (2022: up 31.6%) at constant rates of exchange. Price/mix was positive in both years, at +8.1% in 2023 and +1.1% in 2022. The higher revenue was driven by volume growth (up 36.5% in 2023 and 30.5% in 2022) due to continued consumer acquisition.

As the Modern Oral category continues to grow and becomes more established in Europe, we continue to see strong growth in adult consumer numbers. In Sweden, Velo is the largest (by volume share) of any snus or Modern Oral nicotine pouch brand**.

Proportion of Modern Oral revenue by region in 2023 (£m)



	2023 £m	2022 £m
U.S.	25	36
AME	482	341
APMEA	32	21
Total	539	398

We have been engaging with governments and other regulatory agencies and we are encouraged by the recently announced government regulatory proposals in Hungary, Finland, Lithuania, Iceland and Serbia. These markets join an evolving group of countries (including Sweden, Denmark, Estonia, Slovakia and the Czech Republic) that have issued bespoke regulation for the Modern Oral Category, that is aligned to our Tobacco Harm Reduction strategy.

For example, in APMEA our volume grew 36.2% and our revenue grew 50.3% (being 70.8% at constant rates), mainly driven by strong volume performances in Pakistan and Kenya. In Pakistan, through stronger consumer acquisition, we have achieved our highest active consumer base (as a % of population) in Modern Oral globally. In Kenya, our accelerated national roll-out in January 2023 has driven a near fourfold increase in adult consumer numbers.

Together, our learnings from these two markets give us confidence in our ability to unlock the Emerging Markets opportunity for Modern Oral going forward.

We continue to seek opportunities and develop the category in other markets as we believe that Modern Oral is an exciting longer term opportunity to commercialise reduced risk products^{††}.

Notes:

- * Based on the weight of evidence and assuming a complete switch from cigarette smoking. These products are not risk free and are addictive.
- † Our Vapour product Vuse (including Alto, Solo, Ciro and Vibe), and certain products including Velo, Grizzly, Kodiak, and Camel Snus, which are sold in the U.S., are subject to FDA regulation and no reduced-risk claims will be made as to these products without agency clearance.
- ** Source: Kantar New Category Tracker.

Quality Growth

Our Traditional Oral Products

The most common products in Traditional Oral are largely moist oral tobacco popular in the U.S., with the main brands being Grizzly and Kodiak.

These products are less finely ground than another Traditional Oral product referred to as Swedish-style snus. Both of these Traditional Oral products are available in loose form, as well as in pre-packed pouches.



Our Products

We also sell a range of Traditional Oral products, including Swedish-style snus and American moist snuff, available in loose tobacco form or as pre-packed pouches. We have long sold snus in Sweden and Norway through our Fiedler & Lundgren business, whose brands include Granit and Mocca; and in the U.S. we market snus under the Camel brand. Our American moist snuff products include our flagship Grizzly brand, as well as the premium moist snuff brand Kodiak.

During 2022, the decision was taken to withdraw the Modified Risk Tobacco Product (MRTP) applications for Camel Snus, as we have adjusted our near-term priorities and are focusing on providing a diverse portfolio of New Category products in line with our global harm reduction strategy.

We remain committed to offering potentially reduced-risk[†] products that help adult smokers migrate from combustible cigarettes while meeting the evolving needs of other adult nicotine consumers.

Performance Summary

Total revenue decreased 3.8% to £1,163 million (2022: up 8.2% to £1,209 million).

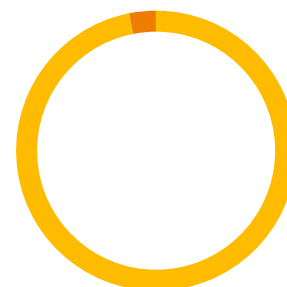
Translational foreign exchange impacted both years, being a headwind in 2023 of 0.7% (compared to a tailwind of 10.5% in 2022) due to the relative movement of sterling. On a constant rates basis, revenue fell 3.1% in 2023 having declined 2.3% in 2022. In 2023, volume was lower (down 10.3%) than the prior year (at 6.6 billion stick equivalents), following a decline of 8.3% in 2022. While pricing remained strong in both years (2023: +7.2%; 2022: +6.0%), this was more than offset by the volume decline.

In the U.S., which accounts for 96.9% of the Group's revenue from Traditional Oral, volume declined 10.9% in 2023 (2022: down 8.1%). The higher decline rate in 2023 was in part due to the normalisation of inventory levels (being a drag of 1.7%). Both 2023 and 2022 were negatively impacted by strong macro-economic headwinds leading to downtrading, accelerated cross-category switching and reduced consumption.

Value share of Traditional Oral was up 40 bps (2022: down 50 bps), while volume share was down 20 bps (2022: down 70 bps).

Outside the U.S., being 3.1% of the Group's revenue from the category, volume was 5.2% lower in 2023, driven by Sweden where the Group's volume share (as a proportion of total oral) declined 50 bps (2022: declined 10 bps). This decline was due to the launch of the Lundgrens Modern Oral product and higher pricing of Granit to drive value.

Proportion of Traditional Oral revenue by region in 2023 (£m)



	2023 £m	2022 £m
U.S.	1,127	1,174
AME	36	35
APMEA	—	—
Total	1,163	1,209

Notes:

* Based on the weight of evidence and assuming a complete switch from cigarette smoking. These products are not risk free and are addictive.

† Our Vapour product Vuse (including Alto, Solo, Ciro and Vibe), and certain products including Velo, Grizzly, Kodiak, and Camel Snus, which are sold in the U.S., are subject to FDA regulation and no reduced-risk claims will be made as to these products without agency clearance.

Our Combustible Products

We are focused on driving value from our strategic brands of Dunhill, Kent, Lucky Strike, Pall Mall, Rothmans, Newport (U.S.), Natural American Spirit (U.S.) and Camel (U.S.), which now account for 66% of our combustible volume.

Our combustibles business is founded on understanding and meeting the preferences of adult smokers in all parts of the world.

Highlights

Group value share was down 40 bps, driven by the U.S., down 60 bps, and APMEA, down 60 bps, partially offset by AME, which was flat versus 2022.

Volume share flat versus 2022.

Strong price/mix +7.5%.

Value and Volume Share

Group cigarette value share was 40 bps lower in 2023 (2022: flat), mainly driven by the U.S. (down 60 bps). This combined with lower cigarette value share in Japan, Brazil, South Korea, New Zealand, Australia and Canada, was partially offset by higher value share in Mexico, Italy, Bangladesh, Germany, Spain and France.

Group cigarette volume share was flat in 2023 (2022: down 20 bps). In 2023, the Group grew volume share in Bangladesh, Ukraine, Mexico, Italy, Spain, Pakistan, France, Colombia and Germany. However, this was offset by Japan, Brazil, South Korea, the U.S., Switzerland, Australia, the Czech Republic, Canada and Romania. In 2022, this was a decrease of 20 bps driven by lower volume share in Brazil, Bangladesh, the U.S., South Korea, Russia, Poland, Romania, Canada and Germany, more than offsetting growth in Japan, Pakistan, Colombia, Spain and Saudi Arabia.

Volume Performance

In 2023, Group cigarette volume was down 8.2%, at 555 billion sticks (2022: down 5.1% to 605 billion), with the total cigarette market returning to a more normalised decline of 11%, having been largely stable in 2022.

Volume declined in the U.S. in both 2023 and 2022 (discussed below). Both years were also impacted by disposals partway through the year (or in the comparison year) as the Group disposed of its businesses in Russia and Belarus in 2023 and Iran partway through 2021.

In 2023, volume was also down in Pakistan, driven by significant excise increases. This was partly offset by volume growth in Bangladesh, Brazil and Türkiye.

In 2022, volume was down in Türkiye, Germany, Nigeria and Chile, largely due to an increase in illicit trade and a return to more normalised market performance post COVID-19. In addition, volume grew in both years in Brazil (due to lower illicit trade) and Bangladesh (due to the strength of the local portfolio). Also in 2022, as travel restrictions started to relax, our Global Travel Retail business began to recover, having negatively impacted Group cigarette and HP volume by an estimated 1.0% compared to pre-pandemic levels.

In the U.S., industry volume declined 7.5%, having declined 10% in 2022, largely driven by macro-economic pressures impacting consumer behaviour. As a result of our premium-skewed portfolio, combustibles volume was down 11.4% (2022: down 15.4% to 59 billion), with downtrading driving a greater proportional effect on the Group. In addition, cigarette volume was negatively impacted by the flavour ban in California and the increase of solus-usage of alternative nicotine products, driven by the growth of illicit single-use Vapour products. The movement in 2022 was partly impacted by trade inventory movements (mainly linked to the timing of price increases and uncertainty about a potential excise increase) in the final quarter of 2021, which benefited 2021 by an estimated £200 million and was partially unwound in 2022.

38

Number of cigarette factories in 36 countries



Change in cigarette value share in key markets (bps)

-40bps

2023	-40	-40
2022	flat	flat

Definition: Annual change in cigarette value share – being the value of cigarettes bought by consumers of the Group’s brands in key markets as a proportion of the total value of cigarettes bought by consumers in those markets (see page 333).

Change in cigarette volume share in key markets (bps)

flat

2023	flat	flat
2022	-20	-20

Definition: Annual change in cigarette volume share – being the number of cigarettes bought by consumers of the Group’s brands in key markets as a proportion of the total cigarettes bought by consumers in those markets (see page 333).

Quality Growth

Our Combustible Products Continued

Regulation

On 29 April 2021, the FDA announced it was in the process of advancing a tobacco product standard banning menthol as a characterising flavour in cigarettes.

On 1 August 2022, our U.S. business submitted a detailed comment opposing the proposed rule.

On 15 June 2023, the Biden Administration released its Spring Unified Agenda, which indicated a final rule would be published in August 2023.

On 13 October 2023, the FDA transferred the final proposed rule to the Office of Management and Budget (OMB) for review.

On 13 November 2023, our U.S. business met with the OMB to address the rule's significant flaws and to recommend that the OMB return the rule to the FDA for reconsideration given, among other things, the expected growth of the illicit market that would result from the proposed menthol ban.

On 6 December 2023, the Biden Administration released the Fall 2023 Unified Agenda, which now indicates that the Administration expects to issue the final rule in March 2024; however, the Administration is not bound by this timeline. The U.S. business will evaluate any final rule, if, and when, it is issued.

We have been clear that a ban on menthol cigarettes would harm, not benefit, public health.

Published science¹ indicates that:

- menthol cigarettes do not present any greater risk of smoking-related disease compared to non-menthol cigarettes; and
- the weight of scientific evidence does not indicate that menthol cigarettes adversely affect initiation, dependence, or cessation.

Additionally, evidence from other markets where similar bans have been imposed demonstrates no impact on overall cigarette consumption because smokers switch to non-menthol cigarettes, turn to the illicit market, and resort to product tampering.

A ban on menthol is contrary to the FDA's stated goal of reducing the health effects of tobacco use. Our U.S. business will continue to participate in consultation and will likely challenge this unsupported and counterproductive rule in court if, and when, it is released.

In December 2022, the sale of all tobacco products with characterising flavours (including menthol) other than tobacco was banned in the State of California. This negatively impacted the Group's volume in the U.S. in 2023 and the Group will continue to monitor the impact in the coming periods.

Strategic Brand Performance

In 2023, strategic cigarette brands' value share was down 30 bps (2022: up 10 bps):

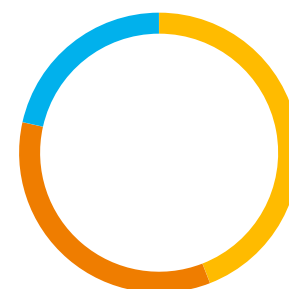
- Dunhill's overall value share was flat (2022: flat) as growth in Brazil, Saudi Arabia and South Africa was offset by declines in South Korea, Malaysia, Pakistan and Australia. Volume was 0.9% higher (2022: up 7.3%), largely driven by Brazil and Indonesia;
- Kent's value share was down 10 bps (2022: 10 bps down) as growth in Poland and Chile was offset by lower value share in Brazil, Japan, Romania, South Korea, Netherlands, Malaysia and South Africa. Volume was down 9.4% (2022: down 6.1%) as growth in Türkiye and Poland was more than offset by lower volume in Brazil and Japan. 2023 was also impacted by the sale of the Russian and Belarusian businesses (partway through the year) while 2022 was impacted by the sale of the Iranian business partway through 2021;
- Lucky Strike's value share grew 40 bps (2022: up 60 bps), as growth in the U.S., Chile, Bangladesh, Italy, Spain, France and Colombia more than offset lower value share in Japan, Germany, Mexico and Poland. Volume grew 16.7% (2022: up 14.5%) driven by Russia, the U.S., and Brazil, partially offset by Japan;
- Rothmans' value share was flat (2022: flat) as growth in Romania, Italy, the Czech Republic, Brazil, New Zealand, Malaysia and Colombia was offset by lower value share in Poland, Pakistan, Australia, the UK and Saudi Arabia. Volume was 14.6% lower (2022: 5.1% down) as growth in Brazil, and Romania was more than offset by lower volume in Russia, Yemen and Pakistan; and
- Pall Mall's value share was 30 bps lower (2022: 40 bps down) as growth in Pakistan, Canada, Mexico and the Netherlands was more than offset by lower value share in the U.S., Chile, Romania, Australia and Poland. Volume was down 15.9% (2022: down 9.5%) largely driven by Pakistan and the U.S.

The Group's U.S. domestic strategic combustible portfolio was 60 bps down:

- Newport value share decreased 50 bps (2022: up 10 bps), while volume declined 14.7% (2022: down 17.0%);
- Natural American Spirit performed well with value share up 30 bps (2022: up 10 bps). Volume was 3.5% down (2022: down 9.2%); and
- Camel's value share declined 50 bps in the U.S. (2022: down 30 bps) with volume 14.0% down (2022: 15.7% down), driven by competitive pricing pressures.

Volume of other tobacco products (OTP) declined 11.0% to 14.8 billion sticks equivalent (2022: 10.3% decline), being 3% of the Group's combustible portfolio (2022: 3%).

Proportion of combustibles revenue by region in 2023 (£m)



	2023 £m	2022 £m
U.S.	9,744	10,470
AME	7,614	7,588
APMEA	4,750	4,972
Total	22,108	23,030

Revenue

In 2023, revenue from combustibles was down 4.0% at £22,108 million (2022: £23,030 million, up 4.5%). Pricing in both years was strong with price/mix in 2023 at 7.5% and 4.6% in 2022. However, this was offset by the decrease in volume in both years as described earlier.

Revenue is affected by the relative movement of sterling against the Group's reporting currencies. In 2023, this was a translational foreign exchange headwind of 3.2%, compared to a tailwind of 5.1% in 2022.

Also in 2023, revenue was impacted by a combination of lower comparative performance from Russia and the sale of the Group's businesses in Russia and Belarus partway through the year, which in aggregate acted as a negative drag on performance by £380 million.

After adjusting for the currency headwinds, revenue from combustibles at constant rates of exchange was down 0.8% to £22,846 million, having declined by 0.6% in 2022.

Amortisation of the U.S. Combustibles Brands

Following a review of the Group's performance expectations in the U.S. reflecting continuing macro-economic headwinds, with effect from 1 January 2024, the Group's indefinite-lived combustible brands will be amortised on a straight-line basis over periods not exceeding 30 years.

In 2024, and the immediate years following this change in accounting estimate, the expected impact is an increase in annual amortisation expense of £1.4 billion.

Note:

1. Scientific evidence available at www.regulations.gov/comment/FDA-2021-N-1349-175111

Beyond Nicotine



Beyond Nicotine

As well as offering less risky^{††} nicotine-based alternatives, we see a new range of non-nicotine-based products forming an expanding part of our portfolio.

Notes:

* Based on the weight of evidence and assuming a complete switch from cigarette smoking. These products are not risk free and are addictive.

† Our Vapour product Vuse (including Alto, Solo, Ciro and Vibe), and certain products, including Velo, Grizzly, Kodiak, and Camel Shus, which are sold in the U.S., are subject to FDA regulation and no reduced-risk claims will be made as to these products without agency clearance.

Highlights

As consumers increasingly seek products offering wellbeing and stimulation characteristics, our venturing unit, Btomorrow Ventures (BTV), is working with selected third parties to strengthen our positioning for this market.

Our well-established market research has given us a detailed understanding of consumer needs, allowing us to invest in, acquire and develop natural ingredients and new delivery formats that satisfy these needs.

We believe our supply chain strengths and trade market capabilities mean that, when ready, we can deliver associated products to consumers at speed and scale.

BTV has completed 25 investments (with three successful exits) since its launch in 2020, and continues to invest in innovative, consumer-led new sciences and technologies, and sustainability to support the Group's transformational strategy for A Better Tomorrow™.

Throughout 2023, BTV has continued to support its portfolio of companies with a number of follow-on investment rounds and commercial partnerships with BAT, including investments in a UK-based bioplastics company, FlexSea, a U.S.-based organ-on-a-chip technology company, Hesperos Inc., and in a Brazilian supplements company, Mais Mu.

The Group also entered into a joint venture with Charlotte's Web, a leading U.S. producer of hemp extract wellness products, contributing US\$10 million to this joint venture as an initial investor in exchange for 20% of the equity in the new entity (De Floria LLC).

As discussed in note 27 in the Notes on the Accounts on page 279, in November 2023, the Group announced the signing of an agreement for a further proposed investment in Organigram of CAD\$125 million (approximately £75 million), across three tranches, with approvals received from the shareholders of Organigram on 18 January 2024.

Based on Organigram's current outstanding share capital, this investment will increase the Group's equity position from c.19% to c.45% (restricted to 30% voting rights) once all three tranches have been completed. On 24 January 2024, BAT made the first tranche investment of CAD\$41.5 million (£24.1 million).

The Group has continued to explore Beyond Nicotine through our subsidiary The Water Street Collective Ltd, with a series of pilot launches of our own functional shot brand, Ryde, offering a scientifically formulated range of Energy, Focus and Relax products in two markets – Australia and Canada.

+ Find out more at www.btomorrowv.com

Dynamic Business

Strategic Pillar Overview

Dynamic Business

The Dynamic Business pillar envisages a future-fit, data-driven organisation; ensuring we are efficient and effective in all of our operations.

This will ensure that we deliver financial flexibility to invest in our business, people and products to win in a fast changing environment and deliver superior returns to our investors.

The key building blocks of the Dynamic Business pillar are:

- Exciting, Winning Company
- Operational Excellence
- Capital Effectiveness

Our commitments under Dynamic Business:

- Creating a diverse, inclusive and people-oriented place to work
- Being data-driven and delivering operational excellence/cost management
- Focused on investors returns

An Exciting and Winning Company A Better Tomorrow™

Delivering our refined corporate strategy requires a renewed people strategy, one that is human-centric, enables high performance and accelerates the building of skills and capabilities for multi-category growth.

Recognising that it is our people who will deliver our refined strategy, we took the opportunity during 2023 to revise our corporate values.

Six 'values' now replace our ethos and will be embedded across the Group to ensure all our people understand what is expected of them to help us Build a Smokeless World. The six 'values' are:

- Truly inclusive
- Empowered through trust
- Stronger together
- Love our consumer
- Passion to win
- Do the right thing

Employer brand

Our focused efforts in the past years have helped us build a compelling talent brand, attracting 1.5 million LinkedIn followers and being recognised for the sixth consecutive year as a Global Top Employer by the Top Employers Institute.

As a result, since 2019, we have onboarded around 3,000 hires with new capabilities critical to delivering our business strategy. We will continue:

- Building an exceptional talent brand that attracts broad talent pools;
- Delivering desirable experience for hiring managers, recruiters, and candidates, by accelerating our adoption of smarter technology solutions;
- Improving hiring capabilities to fit an ever-changing external talent landscape; and
- Ensuring data-driven decision making and expanding our external partnership reach to meet our hiring needs.

High performance and reward

Our reward agenda has been developed to be globally aligned yet locally relevant across our business.

This ensures there is a singular focus and line of sight between our executive team and colleagues in all our End Markets.

Looking ahead, we will also focus on:

- Redefining our definition of employee "Performance", pivoting to recognise and reward both high impact results and leadership behaviours;
- The design of our variable pay programmes, ensuring they continue to be contemporary and attractive and enable the delivery of our refined strategy; and
- Further strengthening our employee health and wellbeing propositions, in support of our D&I and sustainability goals.

Capabilities and learning

Since 2020, we have seen significant growth in learning across BAT.

The average number of hours spent learning by each BAT manager has doubled and the amount invested in learning for all our employees has increased by a third.

In parallel to this, we have continued to refresh and grow our leadership and functional L&D programmes, increasing the size of our portfolio by 25% since 2020. The focus of the next few years will be on:

- Defining the skills profile of the organisation and analysing skills gaps, to facilitate skills-oriented workforce planning, including role based learning solutions;
- Capability development in advanced multi-category skills & Transformational leadership capabilities; and
- Using technology such as AI and enhancements in Learning Experience Platforms and Learning Management Systems to innovate our employee learning experience, delivery channels and learning content.

Inclusion and diversity

At BAT, we are proud to be a diverse global organisation that encourages our people to value their differences.

In 2020, BAT set new global 2025 Diversity & Inclusion ambitions focused on gender representation at both Senior Leadership and Management levels, diversity of experiences and nationality representation within the Senior Leadership teams.

While we have made progress, we need to embrace a wider focus on championing inclusion and achieving equity within our workplace and beyond.

A comprehensive and structured framework to further enhance inclusion, diversity and equity will be put in place, focusing on four key areas:

- Revised global ambition and KPIs moving towards a broader framework of equity and inclusion with the aim of increasing gender and ethnically diverse representation in our Management teams as well as our Senior Leadership populations;
- Policies, practices, and enablers which are best in class and holistic, addressing diverse life-stage and employee needs;
- Enhanced approach to building Inclusive Leadership focused on sponsorship, role modelling and walking the talk; and
- Our holistic D&I agenda which goes beyond the workplace and into the communities we serve, and partners we work with.

+ For more information on our Employees, Diversity and Culture, see [page 88](#)



Operational Excellence

Focus areas

Delivering on our refined corporate strategy and Building a Smokeless World will require greater focus on our global execution. This includes getting the U.S. back to growth, where and how we allocate resources at a regional and market level, and driving greater productivity while reducing complexity.

Getting the U.S. back to growth

In 2023, we completed a deep and thorough review of our U.S. business.

Recognising its importance to our future growth, we will continue to invest there and focus on sharpening our portfolio management, strengthening our route-to-market, and further leveraging our broad, digitally enabled, revenue growth management capabilities.

We are confident this will drive quality growth over the longer-term and ensure greater resilience through economic cycles.

Driving productivity and growth

As part of our digital transformation, we are driving the increasing use of data to become a data-driven organisation. Our focus is on the effective and efficient delivery of our market-leading products and innovations to satisfy consumers, drive growth and create value and Build a Smokeless World.

To meet the challenges of the modern world, we continue to invest in technology to become a more efficient and effective business, with AI-enabled, data-driven systems and ways of working to match.

Three focus areas will be key to driving progress under the Operational Excellence pillar of our refined corporate strategy: optimising our manufacturing operations; reducing complexity in our ways of working and processes, including using of AI and data enabled technology; and our Global Business Services (GBS) Centres of Excellence.

At-scale operations

We have a global manufacturing footprint designed to ensure an efficient supply chain across both combustible and smokeless products.

Manufacturing tobacco and nicotine products is a large-scale operation and we have state-of-the-art manufacturing facilities all over the world.

In 2023, the Group manufactured cigarettes in 38 factories in 36 countries. Our factory outputs and facilities vary significantly in size and production capacity. We also have manufacturing sites for our range of smokeless products.

In line with our corporate commitment to fight climate change, our factories have in place decarbonisation, water usage and waste optimisation programmes.

We work to ensure that our costs are globally competitive and that we use our resources as effectively as possible. Our production facilities are designed to meet the needs of an agile and flexible supply chain.

We also use third-party manufacturers to manufacture the components required, including the devices, related to our smokeless New Category products. Such third-party manufacturers supplement our own production facilities in the U.S., Poland and Indonesia to produce the liquids used in Vapour products.

By continuing to improve our productivity in all areas of our supply chain, we can increase our profitability and continue to deliver sustainable returns to our shareholders.

However, it is not just about today, it also underpins our future. The more efficient and effective we become, the more we are able to generate funds to invest in the things that will fuel future growth: our products, our innovations and our people.

Working with farmers

While we do not own tobacco farms or directly employ farmers, we source tobacco leaf directly from more than 91,000 contracted farmers and through third-party suppliers mainly in emerging markets.

With our contracted farmers, we continually strive to improve sustainability and viability. We focus on improved quality, cascading more resistant hybrid seeds, tailored mechanisation to reduce costs of production, and increased yield.

We review our contracts on an annual basis considering Group requirements over the medium-term to promote the stability of demand and supply on production volumes.

We have similar expectations of our third-party suppliers in relation to their farmer contracts.

As with any other global agricultural commodity, international tobacco prices vary from year to year. This is driven by changes in the cost of production, like labour costs and agricultural inputs, local inflationary pressures and economic, political and market conditions, as well as climatic conditions that impact supply, demand and quality of the tobacco grown.

Dynamic Business

Strategic Pillar Overview
Continued

Capital Effectiveness

Capital Effectiveness is a key focus of delivering a Dynamic Business to Build a Smokeless World.

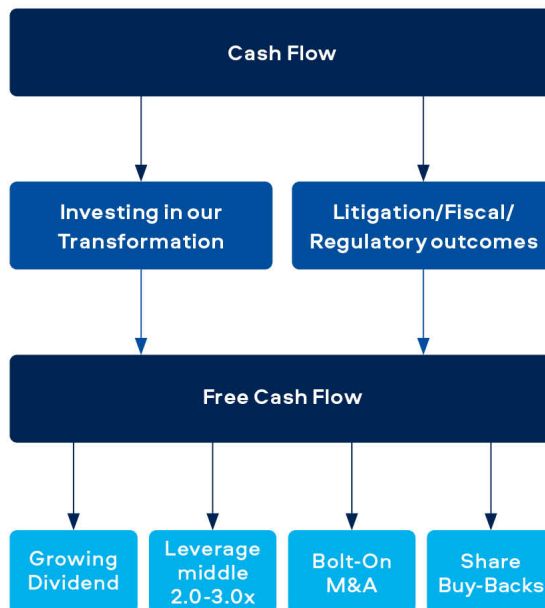
The key objective is to unlock shareholder value by optimising access, utilisation and return of capital resources. The key initiatives include:

- maximise our cash generation;
- invest in the right opportunities;
- optimise the return on our investments;
- reduce our debts; and
- generate sustainable returns.

Our active capital allocation framework considers the continued investment in our transformation, the macro environment, potential future litigation and regulatory outcomes.

The Board continuously reviews our capital allocation priorities including both internal and external opportunities and stakeholders while considering the uncertain macro environment, foreign exchange fluctuations and higher interest rates.

Capital Allocation Framework



@~£40bn
5 Year Cumulative Free Cash@

Cash generation

Maximising cash generation is an essential component in our capital allocation decisions.

@Driven by rigorous working capital management, the Group generated an operating cash conversion of at least 100% for the fourth consecutive year.@

While the Group remains highly cash generative, cash is a critical resource to ensure that we can invest in the right opportunities in Building a Smokeless World.

Recent macro-economic trends including geopolitical instability, conflicts, inflation and high interest rates have meant that cash is an increasingly costly resource. As such, internally generated cash and working capital are much more valuable and they must be mobilised effectively and optimised efficiently.

This will be done by continuing to focus on a high cash conversion rate as well as rigorous focus on working capital.

@Our commitment:

To generate c.£40 billion of free cash flow before dividends over the next five years.

@Our record:

The Group has generated around £8 billion of free cash flow in each year since 2020.

This is despite the significant investment in New Categories and while incurring external payments made in respect of litigation and settlements, including the resolution of the investigations by the DOJ and OFAC into historical breaches of sanctions.

This demonstrates the resilience of the Group to continue to generate exceptional cash flow, while delivering the Group's transformation ambitions.

Maximising our investments

As we continue to build A Better Tomorrow, the Group seeks to optimise the return on our investments and seeks to invest in the right opportunities.

The Group invests around £550 million of gross capital expenditure (annually) to enhance our growth opportunities and deliver operational efficiencies. This includes purchases of property, plant and equipment and certain intangibles, and the investment in the Group's global operational infrastructure (including, but not limited to, the manufacturing network, trade marketing software and IT systems and the expansion of our New Categories portfolio).

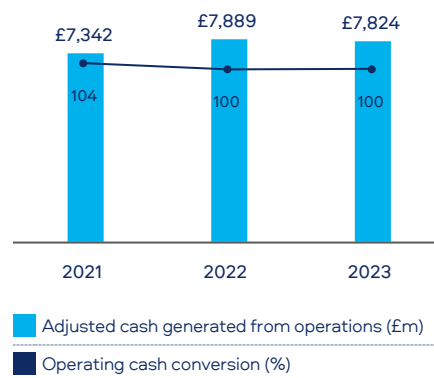
We will continue to proactively assess the performance of our assets to ensure value is maximised through operational returns or through disposal.

In addition, as part of our transformation we invest in the Wellbeing and Stimulation space and through our venturing unit, Btomorrow Ventures, and in the cannabis space, including a further investment in Organigram.

Our commitment:

To continue to actively assess investments, be it for acquisition or disposal, both internally and externally, to maximise our delivery and provide the right infrastructure for the BAT of tomorrow.

@Strong operating cash conversion driven by continued focus on cash delivery



@Adjusted Return on Capital Employed



@Our record:

The acquisition of Reynolds American Inc. impacted our capital base.

We have improved our adjusted return on capital employed consistently from 8.3% in 2018 to 9.9% in 2022, with a further improvement to 10.9% in 2023, partly due to the impairment recognised and discussed on page 239.

Reducing debt

Total borrowings (which includes lease liabilities) decreased to £39,730 million in 2023 (2022: £43,139 million).

Total borrowings include £700 million (31 December 2022: £798 million) in respect of purchase price adjustments related to the acquisition of Reynolds American Inc.

As discussed on page 56, the Group remains confident about its ability to access the debt capital markets successfully and reviews its options on a continuing basis.

We have a debt rating of Baa2 (positive outlook), BBB+ (negative outlook), BBB (positive outlook) by Moody's, S&P and Fitch.

@Our leverage target is 2-3x adjusted net debt to adjusted EBITDA@.

Given current geopolitical and economic challenges, the Group aims to:

- de-lever our gross debt levels (from £39.7 billion in 2023); and
- moderate the annual Net Financing Cost levels (which were £1.9 billion in 2023) to support the overall strategy of the Group.

This will deliver a resilient balance sheet, able to withstand future uncertainties, while providing increased flexibility for the Group to be able to invest in future growth opportunities and, when our leverage target is reached, sustainably return excess cash to shareholders.

This will also de-risk the future solvency and liquidity risk as referred to on page 126, whereby the Group's ability to refinance debt as it matures will be enhanced.

Our commitment:

To retire debt in a sustainable manner, reducing our risk of refinancing and net finance cost exposures @, while driving to our medium-term debt rating target of Baa1/BBB+/BBB+ by Moody's/S&P/Fitch@.

Our record:

Since the acquisition of Reynolds American Inc. in 2017, we have consistently reduced our borrowings from £49.1 billion to £39.7 billion at 31 December 2023.

@Our leverage (as measured by the ratio of adjusted net debt to adjusted EBITDA) has also improved year on year as we drive towards our target range. From a high of 5.3x in 2017, in 2023, this was 2.6x, representing a decrease from 2.9x at the end of 2022.@

Generate sustainable returns

Generating shareholder value, via sustainable returns, is an integral part of our strategic ambition.

Over the past 25 years we have consistently grown the dividend per ordinary share on absolute terms.

On 8 February 2024, the Company announced that the Board had declared an interim dividend of 235.52p per ordinary share of 25p, payable in four equal quarterly instalments of 58.88p per ordinary share in May 2024, August 2024, November 2024 and February 2025.

This represents an increase of 2.0% on 2022 (2022: 230.90p per share, up 1.0%).

In 2023, the Board prioritised strengthening the balance sheet to provide greater business reliance during an uncertain macro-economic environment, whilst aiming to reduce leverage more quickly @ towards the middle of the 2-3x adjusted net debt to adjusted EBITDA corridor@.

As such, there were no share buy-backs in 2023.

However, we strongly believe that share buy-backs have an important role to play within our capital allocation framework.

Our commitment:

Progressive increase in dividend – in £ terms, by reference to the Group's dividend policy which is to pay dividends of 65% of long-term sustainable earnings. Please refer to the dividend policy on page 388.

Buy-back shares in a sustainable programme, once the leverage ratio reaches our target leverage range @of the middle of the 2-3x adjusted net debt to adjusted EBITDA corridor.@

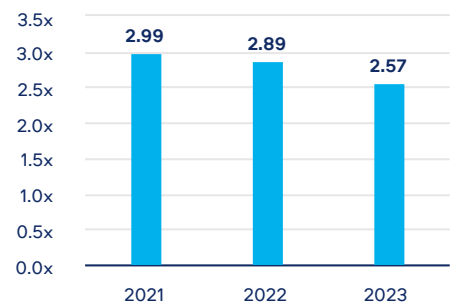
Our record:

In the last three years, we have returned:

- £5.1 billion (2022: £4.9 billion; 2021: £4.9 billion) via dividends; and
- £2.0 billion via share buy-backs in 2022.

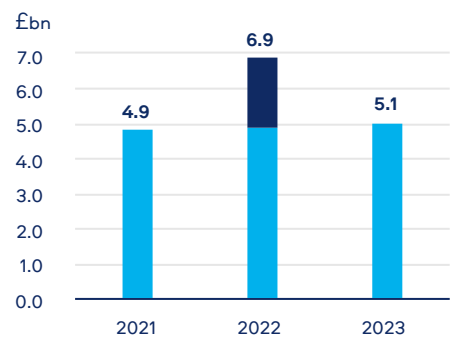
Since 2019, we have returned a total of £26.2 billion to shareholders.

@ Adjusted Net Debt to Adjusted EBITDA



Adjusted Net Debt to Adjusted EBITDA (times)

@ Allocating free cash flow to shareholders



Dividend (£bn)

Share buy-back (£bn)

Dynamic Business

U.S.

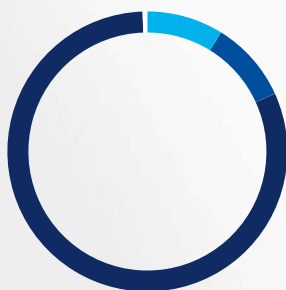
United States

2023 has been a challenging year in the U.S., due to the continued macro-economic environment impacting the premium sector and the growth of illicit single-use vapour products. We call on the FDA and other authorities to enforce against these products.

David Waterfield

President and CEO
(Reynolds American Inc.)

2023 revenue by category



Revenue by category as % of total Region

	2023	2022
New Categories	8.8	7.5
Traditional oral	9.4	9.3
Combustibles	81.2	82.8
Other	0.6	0.4



Key markets

Our products are available in all regions of the U.S.

Volume

	2023 units	vs 2022 %	2022 units	vs 2021 %	2021 units
New Categories:					
Vapour (10ml units / pods mn)	298	-6.6%	320	+10.0%	291
HP (sticks bn)	—	—	—	—	—
Modern Oral (pouches mn)	297	-1.3%	301	-50.1%	602
Traditional Oral (stick eq bn)	6	-10.9%	7	-8.1%	7
Cigarettes (bn sticks)	52	-11.4%	59	-15.4%	70
Other (bn sticks eq)*	—	-5.6%	—	—	—
Total Combustibles	52	-11.3%	59	-15.5%	70

Note:

* Other includes MYO/RYO.

Revenue

	2023 £m	vs 2022 %	vs 2022 (adj at cc) %	2022 £m	vs 2021 %	vs 2021 (adj at cc) %
New Categories:						
Vapour	1,033	+13.1%	+13.8%	913	+62.9%	+46.4%
HP	—	—	—	—	-69.1%	-72.3%
Modern Oral	25	-32.2%	-31.8%	36	n/m	n/m
Total New Categories	1,058	+11.3%	+12.0%	949	+68.7%	+51.6%
Traditional Oral	1,127	-4.0%	-3.4%	1,174	+8.9%	-2.1%
Combustibles	9,744	-6.9%	-6.4%	10,470	+4.5%	-6.1%
Other	65	+44.1%	+45.2%	46	+27.9%	+14.9%
Revenue	11,994	-5.1%	-4.5%	12,639	+8.1%	-2.8%

Profit from operations/operating margin

	2023 £m	vs 2022 %	vs 2022 (adj at cc) %	2022 £m	vs 2021 %	vs 2021 (adj at cc) %
(Loss)/Profit from operations	-20,781	-435%	+0.4%	6,205	+11.5%	+3.5%
Operating margin (%)	-173.3%	-222 ppts	+280 bps	+49.1%	+150 bps	+330 bps

-60 bps

Cigarette value share change

+11%

Revenue growth
in New Categories

Revenue and Profit from Operations

In 2023, reported revenue declined 5.1% to £11,994 million, with 2022 up 8.1% to £12,639 million. Excluding the impact of translational foreign exchange, this was a decline of 4.5% in 2023 (2022: down 2.8%). Continued growth in New Categories and pricing in combustibles in both years was more than offset by lower combustibles volume (down 11.3% in 2023 and 15.5% in 2022). 2023 was negatively impacted by the continued pressure of macro-economic headwinds, squeezing consumer affordability (which particularly impacted the Group's premium skewed portfolio) and the impact of the flavour ban in California (which particularly impacted Newport and Camel) and growth in illicit single-use vapour products. 2022 was negatively impacted by the unwind of trade inventory movements in 2021.

Reported profit from operations declined 435% to a loss of £20,781 million in 2023 (2022: up 11.5% to a profit of £6,205 million). The movement in 2023 was largely due to the £4.3 billion impairment of goodwill and £23.0 billion impairment largely in respect of the carrying value of some of the Group's acquired U.S. combustibles brands. 2022 was negatively impacted by adjusting charges that were largely in respect of our restructuring programme (Quantum), including the factory rationalisation, which did not repeat in 2023. Translational foreign exchange was a headwind of 0.6% in 2023 (2022: 12.9% tailwind). Also in 2023, an extreme weather event caused the destruction of a warehouse and stock of tobacco leaf, the impact of which was a charge of £9 million. Excluding the adjusting items and the impact of translational foreign exchange, adjusted profit from operations increased by 0.4% (2022: 3.5% increase) on a constant currency basis.

Following a review of the Group's expectations from the U.S. combustibles market reflecting continuing macro-economic headwinds, from 1 January 2024, the Group will commence amortising the remaining U.S. combustible brands (Newport, Camel, Natural American Spirit and Pall Mall) over a period not exceeding 30 years. The non-cash charge is estimated to be £1.4 billion per year and will be treated as an adjusting item. Please refer to note 12 in the notes on the accounts.

New Categories

The U.S. is the world's largest Vapour market. In 2023, Vuse continued to perform well, building on the momentum from 2022 with a continued improvement in financial performance.

Having become the market leader by Vapour value share in 2022, Vuse extended leadership in value share (of total Vapour in tracked channels) by 470 bps to 45.6%, (having increased 840 bps to 40.9 in 2022).

Revenue was up 13.1% to £1,033 million (2022: up 62.9% to £913 million) being an

increase of 13.8% (2022: increase of 46.4%) at constant rates of exchange. This growth was driven by pricing in both years (2023: +20.4%; 2022: +36.4%), more than offsetting a decrease in Vapour consumable volume of 6.6% in 2023 (2022: up 10%) which was driven by the growth of illicit single-use nicotine products which we estimate to be more than 60% of the total Vapour market.

The single-use nicotine Vapour category grew driven by the availability of flavours.

These products, including synthetic single-use nicotine Vapour products, are subject to the FDA's jurisdiction and are required to receive PMTA authorisation to remain on the market. We welcome the recent actions from the FDA with regards to the illicit single-use Vapour products in the U.S. and we continue to engage with stakeholders to facilitate the removal of unauthorised products.

We believe that public health officials, legislators, and regulators — especially the FDA — should be concerned about the continued influx of illegal single-use vapour products, particularly into the U.S. market. It is unacceptable that these products, marketed in youth-appealing flavours such as Bubble Gum and Cotton Candy, continue to be sold. We call on the FDA, in conjunction with state and local authorities, to strongly enforce against these products.

We are disappointed by the FDA's Marketing Denial Orders (MDOs) for Vuse Alto's Menthol** and Mixed Berry products. We are challenging these denials and have obtained a permanent stay of enforcement allowing Vuse Alto Menthol to remain on the market.

We remain confident in our PMTA submission for Vuse Alto and we continue to innovate across our Vuse portfolio to meet the needs of our adult consumers.

In Modern Oral, volume decreased by 1.3% (2022: down 50%) with volume share down 200 bps in 2023, having declined 580 bps in 2022. Modern Oral revenue declined to £25 million (2022: £36 million), as we reinvested in trade activation plans through trade investment (leading to a reduction in net pricing of 30.5% in 2023) while we continue to await the outcome of our PMTA submission for our successful European product, Velo 2.0.

We are encouraged by the strong results from our recent Velo pilot in New York, including a more premium brand expression and design, with a national roll-out to commence in 2024.

Combustibles

Combustibles revenue was 6.9% lower in 2023 at £9,744 million (2022: up 4.5% to £10,470 million). Excluding a marginal translational foreign exchange headwind of 0.5% in 2023 (2022: 10.6% tailwind), this was a decrease of 6.4% (2022: down 6.1%). In response to the macro-economic pressures impacting consumer affordability, the positive impact from pricing was more

moderate in 2023 at +4.9% (2022: +9.4%) and was more than offset by a decline in volume of 11.3% to 52 billion sticks in 2023, having declined 15.5% (to 59 billion) in 2022.

Both years were negatively impacted by the continued pressure of macro-economic headwinds and, in 2023, the impact of the flavour ban in California (which particularly impacted Newport and Camel) and growth of illicit single-use vapour products as consumers increased polyusage. Accordingly, industry volume was down 7% (2022: down 10%), with the Group underperforming the market due to the premium skewed portfolio and the higher exposure to the menthol category.

The performance in 2022 was impacted by the 2021 movements in trade inventory (mainly linked to the timing of price increases and uncertainty about a potential excise increase), which benefited 2021 by an estimated £200 million and was partially unwound in 2022.

Total volume share declined 10 bps (2022: 30 bps decrease). Value share of cigarettes declined 60 bps (2022: up 10 bps), largely due to the premium portfolio.

In December 2022, the sale of all tobacco products with characterising flavours (including menthol) other than tobacco were banned in the State of California. We continue to monitor the proposed tobacco product standards regarding menthol in cigarettes.

Please see page 38 for a discussion on the developments during 2023.

Also, as stated on page 38, based upon the published science, we believe that a ban on menthol cigarettes would negatively affect, not benefit, public health. We believe a ban on menthol is contrary to the FDA's stated goal of reducing the health effects of tobacco use.

Traditional Oral

Traditional Oral revenue declined 4.0% (2022: up 8.9%), being a decline of 3.4% (2022: 2.1% lower) at constant rates of exchange, as pricing in both years was more than offset by the lower volume, down 10.9% in 2023 and 8.1% in 2022, with higher decline in volume in 2023 due to the normalisation of inventory levels (being a drag of 1.7%). Both 2023 and 2022 were negatively impacted by strong macro-economic headwinds leading to downtrading, accelerated cross-category switching and reduced consumption.

Value share of Traditional Oral was up 40 bps (2022: down 50 bps*), while volume share was down 20 bps (2022: down 70 bps). The decline in 2023 was driven by strong macro-economic headwinds leading to consumer changing behaviour, impacting our premium skewed portfolio.

Notes:

* U.S. industry Traditional Oral growth was rebased in 2023, leading to a revision to the growth previously reported for 2022, from +60 bps to +50 bps.

** Menthol variants accounted for approximately 65% of total Vuse consumables in 2023.

Dynamic Business

AME

Americas and Europe

Across AME, we are demonstrating how a truly multi-category portfolio can deliver exceptional results – with revenue growth in all categories. Our Non-Combustibles grew strongly and now account for 17.5% of total revenue.

Fred Monteiro

Regional Director

2023 revenue by category



Revenue by category as % of total Region

	2023	2022
New Categories	17.1	14.0
Traditional oral	0.4	0.4
Combustibles	77.8	81.7
Other	4.7	3.9

Key markets

Belgium, Brazil, Canada, Chile, Colombia, the Czech Republic, Denmark, France, Germany, Greece, Hungary, Italy, Mexico, Netherlands, Poland, Romania, Spain, Switzerland, Ukraine, the UK.

Effective from 2023, the Group revised its regional structure from four regions to three. The markets in the Americas (excluding the U.S.) previously reported within the region Americas and Sub-Saharan Africa (AmSSA) are now reported within AME. Regional data for 2022 and 2021 has been revised accordingly.

Volume

	2023 units	vs 2022 %	2022 units	vs 2021 %	2021 units
New Categories:					
Vapour (10ml units / pods mn)	312	+19.4%	261	+15.3%	226
HP (sticks bn)	11.1	-7.5%	12.0	+42.7%	8.4
Modern Oral (pouches mn)	4,210	+36.5%	3,083	+30.5%	2,363
Traditional Oral (stick eq bn)	1	-5.2%	1	-9.8%	1
Cigarettes (bn sticks)	265	-5.3%	280	-2.5%	286
Other (bn sticks eq)*	13	-12.0%	14	-10.5%	16
Total Combustibles	278	-5.7%	294	-2.9%	302

Note:

* Other combustibles includes MYO/RYO.

Revenue

	2023 £m	vs 2022 %	vs 2022 (adj at cc) %	2022 £m	vs 2021 %	vs 2021 (adj at cc) %
New Categories:						
Vapour	686	+47.6%	+46.9%	465	+41.4%	+38.4%
HP	505	+2.3%	+3.0%	494	+68.8%	+64.7%
Modern Oral	482	+41.5%	+44.6%	341	+29.9%	+31.6%
Total New Categories	1,673	+28.8%	+29.6%	1,300	+47.0%	+45.1%
Traditional Oral	36	+1.7%	+7.9%	35	-12.3%	-7.7%
Combustibles	7,614	+0.3%	+2.9%	7,588	+5.7%	+4.0%
Other	468	+28.2%	+25.2%	364	+7.0%	-1.3%
Revenue	9,791	+5.4%	+7.6%	9,287	+10.0%	+8.0%

Profit from operations/operating margin

	2023 £m	vs 2022 %	vs 2022 (adj at cc) %	2022 £m	vs 2021 %	vs 2021 (adj at cc) %
Profit from Operations	3,194	+9.2%	+5.9%	2,926	+0.8%	+6.8%
Operating Margin (%)	+32.6%	+110 bps	-50 bps	+31.5%	-290 bps	-40 bps

flat

Cigarette value share change

+29%

Revenue growth
in New Categories

Revenue and Profit from Operations

Reported revenue in 2023 was 5.4% higher than 2022 (2022: up 10.0%) driven by price/mix in combustibles (of 8.6% in 2023 and 6.9% in 2022) and the continued growth in New Categories revenue (2023: up 29%, 2022: up 47%). This was, in both years, partly offset by lower combustible volume (down 5.7% in 2023 and 2.9% lower in 2022).

2023 was impacted by a £456 million negative drag on the regional performance which comprises the combined impact of a lower performance from Russia compared to 2022 and the timing of the sale of the Group's businesses in Russia and Belarus partway through the year. Translational foreign exchange was a headwind in 2023 of 2.2%, compared to a tailwind of 2.0% in 2022.

Excluding the impact of currency, revenue grew 7.6% on a constant rates basis (2022: up 8.0%), driven by higher revenue in Germany, Türkiye, Poland and Brazil.

Reported profit from operations increased by 9.2% to £3,194 million in 2023, having grown 0.8% to £2,926 million in 2022. Both years were affected by a number of adjusting items. These were, in aggregate, charges of £266 million in 2023 compared to charges of £422 million in 2022. In summary these were:

- charges of £353 million in 2023, including the reclassification of foreign exchange reserves, related to the sale of the Group's businesses in Russia and Belarus. These businesses were classified as held-for-sale at 31 December 2022 with a charge of £612 million in 2022 - please refer to note 6 in the Notes on the Accounts; and
- income of £167 million in 2023 (2022: £460 million income) in respect of the recognition of credits regarding the calculation of VAT and excise tax claims in prior periods (as the Group's litigation was successfully concluded in 2022).

In 2022, the Group also incurred charges of £202 million in respect of Quantum and the factory rationalisation programme.

Excluding the impact of currency and adjusting items (described above), the regional performance was driven by:

- Germany and Türkiye (where the combustibles portfolio performed well with higher pricing and volume);
- Poland, Sweden and the Czech Republic, which all improved their New Category financial performance; and
- Ukraine, where the Group had temporarily suspended operations in the first six months of 2022;

partly offset by:

- the timing of the sale, partway through the year, of the Group's businesses in Russia and Belarus, which, combined with a lower comparative operational performance, was a negative drag of £126 million.

At constant rates of exchange, adjusted profit from operations was up 5.9% in 2023 (2022: up 6.8%).

New Categories

Revenue from Vapour was up 47.6% in 2023, maintaining the momentum after having grown 41.4% in 2022. This was driven by higher volume (up 19.4% in 2023 and 15.3% in 2022) and strong pricing (higher by 27.5% in 2023 and 23.1% in 2022).

Positive regulatory developments enabled our entrance into a number of emerging markets (Colombia, Paraguay, Peru), and the roll-out of Vuse Go in a number of markets (including Italy, Germany, Poland, the Czech Republic, Switzerland and Romania). We continue to approach the growing modern single-use product category in a responsible way (through Underage Access Prevention programmes and enhanced product Take-Back schemes).

However, the growth of the single-use segment in 2022 and 2023 has impacted our value share of total Vapour across a number of markets. For example:

- In France, we maintained value share leadership, with value share flat at 38.8%;
- In Germany, we lost value share leadership despite an increase of 500 bps to 25.9% ;
- In the UK, our value share declined 440 bps to 10.3%.

In Canada, volume declined 23%, yet Vuse maintained its leadership position with total value share at 92.5% (up 210 bps) in 2023, having grown 890 bps in 2022.

In 2023, HP volume declined by 7.5% (2022: up 43%), with revenue 2.3% higher at £505 million (2022: up 68.8% to £494 million). The region now represents 46.7% of our global HP volume. In 2023, our HP performance was negatively impacted by the timing of the sale of the Group's businesses in Russia and Belarus, which offset the performance in Italy, the Czech Republic, Poland and Romania. Our aggregate category volume share in key HP markets (excluding Russia as that market has ceased to be a key market for the Group), reached 18.2%, down 30 bps.

In 2023, the HP portfolio was extended with the launch of veo across key European markets (such as Poland, Romania, Germany, the Czech Republic and Greece).

In 2023, Modern Oral revenue grew 41.5% (2022: up 29.9%), led by 36.5% volume growth (2022: 30.5% increase).

During 2023, we increased our geographic footprint with expansion of Modern Oral into Finland, Italy and France. We remain the clear market leaders (by volume share) in 14 Modern Oral markets. From a high base, volume share was marginally lower at 67.0%, down 170 bps. As the Modern Oral category continues to grow and becomes more established in Europe, we continue to see strong growth in adult consumer numbers. In Sweden, Velo is the largest (by volume share) of any snus or Modern Oral nicotine pouch brand**.

Combustibles

In 2023, revenue was 0.3% higher, compared to an increase of 5.7% in 2022. Favourable price/mix in both years (of 8.6% in 2023 and 6.9% in 2022) was offset by the impact of lower combustible volume, down 5.7% in 2023 and 2.9% in 2022. Excluding the impact of translational foreign exchange, at constant rates of exchange, revenue increased 2.9% (2022: 4.0%).

The decrease in combustible volume in 2023 was driven by the sale of the Group's businesses in Russia and Belarus partway through the year and lower volume in Canada, Chile and Romania. These more than offset a recovery in Türkiye and Germany (having been a contributing factor in the regional volume decline in 2022), the continued improvement in volume in Brazil, which benefited from lower illicit trade in both years, and higher volume in Mexico and Italy.

Cigarette value share was flat in 2023. Higher value share in Mexico, Italy, Germany, Spain, France and Colombia was offset by lower value share in Brazil, the UK, Canada, the Czech Republic and Denmark, while 2022 was down 30 bps.

Cigarette volume share grew 10 bps (2022: down 30 bps) with volume share up in Ukraine, Mexico, Italy, Spain, France, Colombia and Germany, partially offset by reductions in Brazil, Switzerland, Belgium, Romania, the Czech Republic, Canada, the UK, Greece and Poland.

Notes:

* Following rebasing of third party databases, the 2022 value share for the Group was revised in Germany (from 21.4% to 21.1%) and in Canada (from 89.5% to 90.4%). This impacted the Group's total HP value share in 2022, lowering the 2022 value share from 18.7% to 18.5%.

** Source: Kantar New Category Tracker.

Dynamic Business

APMEA

Asia-Pacific, Middle East and Africa

A good performance across the region, driven by combustibles pricing and our growing New Categories portfolio, was masked by translational foreign exchange headwinds.

Michael (Mihovil) Dijanosic
Regional Director

2023 revenue by category



Revenue by category as % of total Region

	2023	2022
New Categories	11.2	11.3
Traditional oral	0.0	0.0
Combustibles	86.4	86.8
Other	2.4	1.9



Key markets

Australia, Bangladesh, Japan, Kazakhstan, Malaysia, New Zealand, Pakistan, Saudi Arabia, South Africa, South Korea, Taiwan, Vietnam.

Effective from 2023, the Group revised its regional structure from four regions to three. The markets in the Sub-Sharan Africa previously reported within the region Americas and Sub-Saharan Africa (AmSSA) are now reported within APMEA. Regional data for 2022 and 2021 has been revised accordingly.

Volume

	2023 units	vs 2022 %	2022 units	vs 2021 %	2021 units
New Categories:					
Vapour (10ml units / pods mn)	44	+43.1%	31	+73.2%	18
HP (sticks bn)	12.6	+4.9%	12.0	+12.3%	10.7
Modern Oral (pouches mn)	853	+36.2%	626	+89.0%	331
Traditional Oral (stick eq bn)	—	—	—	—	—
Cigarettes (bn sticks)	238	-10.6%	266	-5.2%	281
Other (bn sticks eq)*	2	-3.1%	2	-6.8%	2
Total Combustibles	240	-10.6%	268	-5.2%	283

Note:

* Other combustibles includes MYO/RYO.

Revenue

	2023 £m	vs 2022 %	vs 2022 (adj at cc) %	2022 £m	vs 2021 %	vs 2021 (adj at cc) %
New Categories:						
Vapour	93	+60.5%	+74.6%	58	+55.1%	+53.0%
HP	491	-13.2%	-7.3%	566	+1.1%	+7.0%
Modern Oral	32	+50.3%	+70.8%	21	+114%	+112%
Total New Categories	616	-4.5%	+2.6%	645	+6.3%	+11.5%
Traditional Oral	—	—	—	—	—	—
Combustibles	4,750	-4.5%	+5.2%	4,972	+2.8%	+3.8%
Other	132	+18.9%	+32.0%	112	+2.8%	-4.3%
Revenue	5,498	-4.0%	+5.5%	5,729	+3.2%	+4.4%

Profit from operations/operating margin

	2023 £m	vs 2022 %	vs 2022 (adj at cc) %	2022 £m	vs 2021 %	vs 2021 (adj at cc) %
Profit from Operations	1,836	+31.9%	+6.9%	1,392	-21.2%	+2.7%
Operating Margin (%)	+33.4%	+910 bps	+60 bps	+24.3%	-750 bps	-70 bps

-60 bps

Cigarette value share change

-4.5%

Revenue growth
in New Categories

Revenue and Profit from Operations

Reported revenue declined 4.0% to £5,498 million (2022: increased 3.2% to £5,729 million).

Our reported performance is affected by translational foreign exchange, which was a headwind in both years. Excluding the impact of this translational foreign exchange, revenue was up 5.5% against 2022, itself an increase of 4.4% compared to 2021, at constant rates.

The performance in both 2023 and 2022 was driven by the continued growth in New Categories and favourable pricing in combustibles (2023: 15.8%; 2022: 9.0%).

These more than offset lower combustibles volume (down 10.6% in 2023 and 5.2% in 2022).

In 2022, volume benefited (compared to 2021) from the emerging market recovery from COVID-19, although this was partly offset by the sale of the Group's Iranian business midway through 2021.

Reported profit from operations increased 31.9% to £1,836 million, while 2022 was down 21.2% to £1,392 million.

In 2022, the Group recognised a number of charges that impacted the reported performance in that year and, because they did not repeat to the scale of the prior year, led to a commensurate increase in performance in 2023. These included:

- charges related to the allegation of historical breaches of sanctions (of which £450 million was recognised in 2022, with a further £75 million recognised in 2023, as described on page 52 and in note 6(h) in the Notes on the Accounts on page 227);
- the exit from Egypt (£118 million); and
- a charge of £79 million (related to the conclusion of the investigation into alleged violations of the Nigerian Competition and Consumer Protection Act and National Tobacco Control Act).

Excluding adjusting items and the translational foreign exchange headwind, the performance was driven by:

- Pakistan where pricing more than offset a reduction in combustibles volume;
- Sri Lanka, largely due to pricing in combustibles as macro-economic stability returned;
- Uzbekistan, driven by combustibles pricing; and
- Asset sales in West Africa related to various market exits.

These more than offset a decline in Japan, largely due to the highly competitive pricing environment in combustibles and HP (including the final step in the five-year excise harmonisation programme).

Adjusted profit from operations at constant rates of exchange increased 6.9% in 2023, having increased 2.7% in 2022. The growth in 2022 was negatively impacted by the sale of the Iranian business, due to its timing midway through 2021.

New Categories

Total revenue from New Categories declined 4.5% to £616 million (2022: increased 6.3% to £645 million), as the translational foreign exchange headwinds more than offset (in 2023) the operating performance in the markets. On a constant currency basis, revenue from New Categories increased 2.6% in 2023 and 11.5% in 2022.

Excluding translational foreign exchange, which we believe reflects the operational performance, this was driven by:

- Vapour, with revenue up 74.6% in 2023 (2022: up 53.0%) driven by a combination of higher volume (up 43.1% in 2023 and 73.2% in 2022) and price/mix in 2023 of +31.5% led by South Africa, New Zealand, Malaysia and Indonesia. In 2022, price mix was a negative drag of 20.2% due to discounting in New Zealand in response to a competitive pricing environment; and
- Modern Oral, as revenue grew 70.8% in 2023, led by higher volume (up 36.2%) and price/mix of 34.6%. In 2022, revenue increased by 112%, driven by volume (up 89.0%) and price/mix (up 22.9%). This was mainly driven by strong volume performances in Pakistan and Kenya. In Pakistan, through stronger consumer acquisition, we have achieved our highest active consumer base (as a % of population) in Modern Oral globally. In Kenya, our accelerated national roll-out in January 2023 has driven a near fourfold increase in adult consumer numbers.

However, HP revenue declined 7.3% in 2023, after a period of growth (2022: up 7.0%). The decline in 2023 was despite a further increase in consumable volume (up 4.9% to 12.6 billion sticks), as this was more than offset by the competitive pricing environment in Japan which included the final step in the five-year excise harmonisation programme, leading to a decline in regional price/mix of 12.2%.

In Japan, the largest HP market in the world, glo performed well. glo's volume share in Japan started to stabilise in Q3 2023, driven by the activation of our commercial plans.

Combustibles

Revenue from combustibles declined by 4.5% to £4,750 million (2022: up 2.8% to £4,972 million), with both years impacted by the translational foreign exchange headwind. At constant rates of exchange, revenue increased 5.2% in 2023 and by 3.8% in 2022.

In 2023, this was driven by combustibles pricing of 15.8%, notably in Pakistan, which more than offset a decrease in total combustible volume of 10.6%, as lower volume in Pakistan more than outweighed higher volume in Bangladesh.

This compares to 2022, when the revenue growth was driven by improved pricing (up 9.0%) and a partial recovery of GTR following the COVID-19 restrictions of 2020 and 2021, which more than offset the negative impact of the sale of the Group's Iranian business midway through 2021.

In 2023, value share decreased 60 bps (2022: up 10 bps), with volume share down 20 bps (2022: flat), as volume share gains in Bangladesh and Pakistan were offset by losses in Japan, South Korea, Australia, New Zealand, South Africa and Malaysia.

Dynamic Business

Financial Performance Summary

Highlights

Revenue

-1.3%

New Categories revenue growth and pricing in combustibles offset by the sale of our Russian and Belarusian businesses, lower combustible volume and currency headwinds. Excluding currency, revenue grew 1.6%

Profit from Operations

-250%

Profit from operations was down 250%. On an adjusted, constant currency basis, profit from operations grew 3.1%, with an improvement in the financial performance of New Categories, which are now profitable (on a category contribution basis) - two years ahead of plan

Diluted EPS

-322%

Adjusted diluted EPS up 4.0% at constant rates of exchange

@Leverage ratio

2.57x

Leverage ratio improved 0.32x to 2.57x, driven by strong cash generation[@]

Dividend per share

235.52p

Dividend per share up 2.0% at 235.52p

Non-GAAP Measures

In the reporting of financial information, the Group uses certain measures that are not defined by IFRS, the Generally Accepted Accounting Principles (GAAP) under which the Group reports. The Group believes that these additional measures, which are used internally, are useful to users of the financial information in helping them understand the underlying business performance.

The principal non-GAAP measures which the Group uses are adjusted profit from operations, adjusted net finance costs, adjusted taxation, adjusted diluted earnings per share, [@]adjusted EBITDA, operating cash flow conversion ratio, adjusted cash generated from operations and free cash flow (before and after dividends paid to shareholders)[@] which are before the impact of adjusting items and are reconciled from profit from operations, net finance costs, taxation, diluted earnings per share[@], profit for the year, cash conversion ratio and net cash generated from operating activities[@]. The Group also uses adjusted share of post-tax results of associates and joint ventures, and underlying tax rate.

Adjusting items are significant items in profit from operations, net finance costs, taxation, the Group's share of the post-tax results of associates and joint ventures [@]and cash flow[@] which individually or, if of a similar type, in aggregate, are relevant to an understanding of the Group's underlying financial performance.

The Group also supplements its presentation of revenue in accordance with IFRS by presenting the non-GAAP component breakdowns of revenues by product category (including revenue generated from Vapour, Heated Products, Modern Oral, New Categories as a whole, Combustibles and Traditional Oral), including by geographic segment (including revenue generated in the United States, Americas and Europe and Asia-Pacific, Middle East and Africa).[@]

The Group further supplements the presentation of profit from operations in accordance with IFRS by presenting the non-GAAP measure referred to as New Categories contribution, which reflects the marginal contribution of the New Categories products to the Group's financial performance. This measure includes all directly attributable revenue and costs.[@]

As an additional measure to indicate the results of the Group before the impact of exchange rates on the Group's results, the movement in revenue from New Categories, [@]Category contribution,[@] adjusted profit from operations, adjusted net finance costs and adjusted diluted earnings per share are all shown at constant rates of exchange.

These non-GAAP measures are explained, defined and reconciled from the most comparable GAAP metric on pages 335 to 349 and note 2 in the Notes on the Accounts.

Use of Organic Measures for Remuneration Purposes

The sale of our businesses in Russia and Belarus was completed in September 2023. The sale has not been treated as a discontinued operation as, in our judgement, this was neither a sale of a business line (as the Group continues to manufacture and sell cigarettes and new category products elsewhere in the world) or a disposal of a major geographic area of operations (as the impact of the sale is 1.8% of Group revenue and 1.5% of profit from operations, excluding the impact of adjusting items), as discussed on page 280. However, due to the scale of the businesses and the timing of the transactions, this is a drag on our comparative performance. Where appropriate, the impact has been explained in the following review of the Group's financial results.

As shown on pages 171 to 177, the Group's KPIs for the purposes of remuneration have been revised to be on an organic basis, excluding the results of Russia and Belarus in the current and comparator period. Full reconciliations from the relevant IFRS measure have been provided on pages 335 to 345.

The discussion of 2021 results that are not necessary to an understanding of the Group's financial condition, changes in financial condition and results of operations is excluded from this Financial Review in accordance with applicable U.S. securities laws. Discussion of such 2021 metrics is contained in the Group's Annual Report on Form 20-F 2022, which is available at bat.com/annualreport and has been filed with the SEC, as revised by the revised financial statements and other affected financial information to reflect changes made in the fiscal year 2023 to the Group's reportable operating segment data contained in the Form 6-K filed with the SEC on July 26, 2023 at 12:04pm EST.

Information contained in pages 32 to 40, pages 98 to the first column on page 106 and from the heading 'Retirement benefit schemes' on page 106 to page 107 of the Annual Report on Form 20-F 2022 (as revised, as discussed above) are accordingly incorporated by reference into this Annual Report on Form 20-F 2023 only to the extent such information pertains to the Group's financial condition and results of operations for the fiscal year ended 31 December 2021.

Revenue

In 2023, revenue was £27,283 million (down 1.3%), with 2022 7.7% higher than 2021 at £27,655 million.

Translational foreign exchange impacted both years (2023: 2.9% headwind; 2022: 5.4% tailwind). Revenue at constant rates of exchange increased 1.6% (2022: up 2.3%).

In 2023, our performance was negatively impacted by the sale of our Russian and Belarusian businesses, which completed in September 2023. A combination of the timing of the sale and a lower performance from Russia was a drag on revenue by £456 million.

In both 2023 and 2022, our New Categories portfolio continued to perform well with revenue up 17.8% in 2023 and 37.0% in 2022 (at constant rates).

In combustibles, revenue declined 4.0% to £22,108 million (2022: up 4.5% to £23,030 million). Continued robust combustibles price/mix (of 7.5% in 2023, compared to 4.6% in 2022) was more than offset by lower cigarette volume (down 8.2% in 2023 at 555 billion sticks, having declined 5.1% in 2022 to 605 billion sticks) and the impact of translational foreign exchange movement (2023: 3.2% headwind; 2022: 5.1% tailwind). Consequently, revenue from combustibles declined 0.8% (at constant rates of exchange) in 2023, having declined 0.6% in 2022.

In the U.S., Group combustibles volume was down 11.3% in 2023 and 15.5% in 2022, as both years were negatively impacted by the continued pressure of macro-economic headwinds and, in 2023, the impact of the flavour ban in California (which particularly impacted Newport and Camel) and growth of illicit single-use vapour products as consumers increased polyusage.

Accordingly, industry volume was down 7% (2022: down 10%) in the U.S.

In 2022, Group cigarette volume was also negatively impacted by the full year impact of the sale of the Group's Iranian business (which completed midway through 2021), while revenue was also lapping an estimated £200 million benefit from trade inventory movements in the U.S. in 2021, mainly linked to the timing of price increases and uncertainty about a potential excise increase.

Profit From Operations

Profit from operations was down 250% being a loss of £15,751 million compared to a profit in 2022 of £10,523 million (up 2.8% on 2021).

Our performance in 2023 has been negatively impacted by the impairment charge against goodwill in the U.S. of £4.3 billion as a non-cash adjusting charge. This reflects the ongoing difficult macro-economic environment and continued drag on our legal Vapour business by the illicit single-use products in that market.

Also in 2023, we have recognised a non-cash adjusting impairment charge of £23.0 billion largely against our U.S. combustible brands which have been previously recognised as indefinite-lived. These combustible brands will commence amortisation from 1 January 2024. Please refer to note 12 for more details.

Our reported performance in 2023 was also impacted by lower comparative sales in Russia and the sale of Group's businesses in Russia and Belarus partway through the year. This was a combined headwind of £126 million.

Our financial performance was further affected by a number of charges recognised in 2022 that did not repeat or were significantly reduced in 2023. These include charges related to the sale of the Group's Russian and Belarusian businesses, the agreement with the U.S. Department of Justice (DOJ) and Department of the Treasury's Office of Foreign Assets Control (OFAC) to resolve investigations into historical breaches of sanctions and the Group's restructuring programme Quantum, discussed below.

2023 was impacted by a translational foreign exchange headwind (2022: tailwind).

Raw materials and other consumables costs declined 4.9% to £4,545 million in 2023, following an increase of 5.3% to £4,781 million in 2022.

The results in both years are impacted by translational foreign exchange (a tailwind in 2023, and a headwind in 2022).

Both years were negatively impacted by the macro-economic headwinds, with inflation of £527 million (or 9.1%) in 2023 (2022: £352 million) due to higher energy, fertiliser and other commodity input raw material costs. This was partly offset by efficiency initiatives which delivered £471 million in 2023 (2022: £422 million) in savings.

Transactional foreign exchange was also a negative drag to our performance, at £293 million in 2023 and £167 million in 2022, due to movement in our operating currencies largely against the US dollar.

Revenue

(£m)

£27,283m

-1.3%



Definition: Revenue recognised, net of duty, excise and other taxes.

IFRS GAAP KPI NON-GAAP

Change in revenue at constant rates

(%)

+1.6%



Definition: Change in revenue before the impact of fluctuations in foreign exchange rates.

IFRS GAAP KPI NON-GAAP

Profit from operations

(£m)

-£15,751m

-250%



Definition: Profit for the year before the impact of net finance costs/income, share of post-tax results of associates and joint ventures and taxation on ordinary activities.

IFRS GAAP KPI NON-GAAP

Change in adjusted profit from operations at constant rates

(%)

+3.1%



Definition: Change in profit from operations before the impact of adjusting items and the impact of fluctuations in foreign exchange rates.

IFRS GAAP KPI NON-GAAP

Reconciliation of revenue to revenue at constant rates

	2023		2022		2021
	£m	Change % (vs 2022)	£m	Change % (vs 2021)	£m
Revenue	27,283	-1.3%	27,655	+7.7%	25,684
Impact of exchange	813		(1,382)		
Revenue at constant rates	28,096	+1.6%	26,273	+2.3%	25,684

Dynamic Business

Financial Performance Summary

Continued

Employee benefit costs reduced 10.4% to £2,664 million (2022: up 9.4% to £2,972 million). The reduction in 2023 was partly due to a translational foreign exchange tailwind (2022: headwind). The reduction in 2023 also reflects the lower average headcount (2023: 49,839; 2022: 52,077) due to the impact of the Group's restructuring programme, Quantum, the redundancy costs of which were incurred in 2022.

Depreciation, amortisation and impairment costs increased by £27,309 million to £28,614 million in 2023 compared to an increase of £229 million to £1,305 million in 2022. This includes the amortisation and impairment charges in respect of trademarks and similar intangibles of £23,232 million (2022: £317 million). The increase was driven by the impairment of certain of the U.S. acquired trademarks. The charge also includes the impairment of goodwill of £4,614 million in 2023, largely due to ongoing difficult U.S. macro-economic environment, uncertainty regarding the impact of the potential menthol ban and continued drag on our legal Vapour business by the illicit single-use products in that market. These are described in notes 4, 6 and 7 in the Notes on the Accounts.

2022 also included charges in respect of Quantum (recognised as a non-cash adjusting item) of £220 million as part of the factory closures announced in the U.S., Singapore and Switzerland.

Expenditure on research and development was £408 million in 2023 (2022: £323 million), with a focus on products that could potentially reduce the risk associated with smoking conventional cigarettes.

Other operating income decreased by £290 million to £432 million (2022: £722 million), largely due to the recognition in respect of the Brazilian VAT and excise on social contributions claims of £167 million in 2023, which was lower than the £472 million in 2022 and the majority of which was included within adjusting items.

Other operating expenses decreased by £1,480 million to £7,538 million (2022: increase of £1,550 million to £9,018 million), largely due to the movement in adjusting items in respect of the sale of Russia and Belarus, the DOJ and OFAC investigations, the Nigeria investigation and other litigation, as referred to below, combined with a reduction in MSA charges of £364 million in the U.S. driven by lower volume.

The Group continued to invest in New Categories, maintaining the gross investment in line with 2022.

As discussed in note 6(l) in the Notes on the Accounts (page 227), the Group incurred £27 million of costs related to recycling (Take-Back and waste collection schemes). Also in 2023, an extreme weather event caused the destruction of warehouse and stock of tobacco leaf, the impact of which was a charge of £9 million.

Adjusting items included within profit from operations totalled £28,216 million in 2023 (2022: £1,885 million). These related to:

- goodwill impairment of £4.6 billion largely recognised in respect of the U.S. business as discussed on page 45 and within note 12 in the Notes on the Accounts;
- trademark amortisation and impairment (2023: £23,202 million; 2022: £285 million) with the higher charge in 2023 due to the impairment of certain of the U.S. acquired brands as discussed on page 45 and within note 12 in the Notes on the Accounts;
- other litigation costs of £96 million (2022: £170 million) which, in both periods, was mainly in respect of U.S. litigation costs including *Engle* progeny;
- restructuring and integration credit (due to a provision reversal) of £2 million (2022: costs of £771 million), as the Group concluded the Quantum restructuring programme which will simplify the business and create a more efficient and agile organisation to support the growth of New Categories;
- charges of £353 million (2022: £612 million) in respect of the sale of the Group's businesses in Russia and Belarus;
- a charge of £75 million, in 2023, having recognised £450 million in 2022, in respect of resolving the investigations by the DOJ and OFAC into historical breaches of sanctions;
- a credit of £19 million, in 2023, having recognised £460 million in 2022 related to the calculation of VAT on social contributions in Brazil; and
- a further credit in Brazil of £148 million, in respect of calculation of excise on social contributions in Brazil.

In 2022, the Group also recognised:

- a charge of £79 million (related to the conclusion of the investigation into alleged violations of the Nigerian Competition and Consumer Protection Act and National Tobacco Control Act); and
- a credit of £16 million following the partial buy-out of the pension fund in the U.S.

Adjusted profit from operations is the Group's profit from operations before adjusting items referred to above.

Adjusted profit from operations increased 0.5% to £12,465 million, as the reduction in losses from New Categories was partly offset by the foreign exchange headwind. On a constant currency basis, this was an increase of 3.1%.

In 2022, adjusted profit from operations was up 11.3% to £12,408 million, being an increase of 4.3% on a constant currency basis.

Operating Margin

Operating margin in 2023 was down 95.8 ppts to -57.7% having declined 170 bps to 38.1% in 2022. These movements in 2023 were due to the impairment charges related to the U.S. goodwill and trademarks.

Operating margin (%)

-57.7%



Definition: Profit from operations as a percentage of revenue.

IFRS GAAP KPI NON-GAAP

Adjusted operating margin (bps)

45.7%



Definition: Adjusted profit from operations as a percentage of revenue.

IFRS GAAP KPI NON-GAAP

Excluding the adjusting items, in 2023, adjusted operating margin increased 80 bps to 45.7%, compared to an increase of 150 bps in 2022. The improvement in both years was driven by the reduction in losses from New Categories which, in 2023, are now profitable (on a category contribution basis), two years ahead of the Group's original plan.

Net Finance Costs

In 2023, net finance costs were £1,895 million, an increase of £254 million on 2022 which, at £1,641 million, were £155 million higher than 2021.

While the movements in 2023 and 2022 were negatively impacted by a translational foreign exchange headwind due to the movements of sterling compared to the US dollar in both 2023 and 2022, interest expense increased, as debt issuances in the year were at higher interest rates than those maturing. These were partly offset by higher interest income (2023: £186 million; 2022: £92 million), of which £97 million (2022: £42 million) related to income on cash and cash equivalents on restricted cash balances (including in Canada due to the cash build up in that market) with the remainder driven by higher interest rates on local deposits.

In 2021, the Group issued perpetual hybrid bonds totalling €2 billion, recognised, in line with IAS 32 *Financial Instruments*, as equity. Interest on such instruments is recognised in reserves rather than as a charge to the income statement in net finance costs. Accordingly, in 2023, in line with IAS 33 *Earnings Per Share*, £45 million (2022: £49 million) has been recognised as a deduction from earnings similar to non-controlling interests.

In August 2023, the Group completed a tender offer to repurchase sterling-equivalent £3,133 million of bonds, including £43 million of accrued interest. Other costs directly associated with the early repurchase of bonds, including the premium paid, were treated as adjusting items.

Before adjusting items in respect of the early repurchase of bonds described above and the Franked Investment Income Group Litigation Order (FII GLO), as discussed on page 232 (£60 million; 2022: £33 million), and the impact of translational foreign exchange in both years, adjusted net finance costs were 11.6% higher in 2023 and 2.5% higher in 2022.

The Group's average cost of debt in 2023 was 5.2%, compared to 4% in 2022.

The Group has debt maturities of around £3.2 billion annually in the next two years. Due to higher interest rates, net finance costs are expected to increase as debts are refinanced.

Associates and Joint Ventures

Associates largely comprised the Group's shareholding in its Indian associate, ITC. The Group's share of post-tax results of associates and joint ventures, included at the pre-tax level under IFRS, increased from £442 million to £585 million in 2023. This follows an increase in 2022 of 6.5% (from £415 million in 2021). The movements are largely due to the economic recovery in India in 2023 and 2022 from COVID-19.

Included in the results for 2023 and 2022 are adjusting items, which included a deemed gain of £40 million in 2023 (2022: £3 million deemed loss), arising on the deemed disposal of part of the Group's shareholding in ITC (due to issuances of ordinary shares under the ITC Employee Share Option Scheme).

In both 2023 and 2022, due to the volatility in global cannabis stock prices, the Group recognised an impairment charge (net of tax) of £34 million in 2023 and £59 million in 2022 related to the Group's investment in Organigram Holdings Inc.

Furthermore, in 2022, the Group impaired its investments in Yemen, recognising a charge of £18 million.

Excluding such adjusting items and the impact of translational foreign exchange, the Group's share of associates and joint ventures on an adjusted, constant currency basis increased 14.5% in 2023 to £611 million. In 2022, this was an increase of 19.6% on 2021.

Analysis of Profit from Operations, Net Finance Costs and Results from Associates and Joint Ventures - 2023

	Reported £m	Adjusting items £m	Adjusted £m	Impact of exchange £m	Adjusted at CC ¹ £m
(Loss)/Profit from operations					
U.S.	(20,781)	27,602	6,821	42	6,863
AME	3,194	266	3,460	87	3,547
APMEA	1,836	348	2,184	195	2,379
Total regions	(15,751)	28,216	12,465	324	12,789
Net finance (costs)/income	(1,895)	96	(1,799)	5	(1,794)
Associates and joint ventures	585	(8)	577	34	611
Profit before tax	(17,061)	28,304	11,243	363	11,606

Analysis of Profit from Operations, Net Finance Costs and results from Associates and Joint Ventures - 2022³

	Reported £m	Adjusting items £m	Adjusted £m	Impact of exchange £m	Adjusted at CC ² £m
Profit from operations					
U.S.	6,205	630	6,835	(740)	6,095
AME	2,926	422	3,348	(80)	3,268
APMEA	1,392	833	2,225	38	2,263
Total regions	10,523	1,885	12,408	(782)	11,626
Net finance (costs)/income	(1,641)	34	(1,607)	140	(1,467)
Associates and joint ventures	442	92	534	(24)	510
Profit before tax	9,324	2,011	11,335	(666)	10,669

Analysis of Profit from Operations, Net Finance Costs and results from Associates and Joint Ventures - 2021³

	Reported £m	Adjusting items £m	Adjusted £m	
Profit from operations				
U.S.	5,566	321	5,887	
AME	2,902	157	3,059	
APMEA	1,766	438	2,204	
Total regions	10,234	916	11,150	
Net finance (costs)/income	(1,486)	55	(1,431)	
Associates and joint ventures	415	12	427	
Profit before tax	9,163	983	10,146	

Notes:

1. As translated in 2022 rates of exchange.

2. As translated in 2021 rates of exchange.

3. Effective 2023, the Group changed the regional management structure from four regions to three regions, with the prior years' data revised to reflect the new structure.

Dynamic Business

Financial Performance Summary

Continued

Tax

In 2023, the tax credit in the income statement was £2,872 million, compared to a charge of £2,478 million in 2022 and £2,189 million in 2021.

The effective tax rates in the income statement are therefore 16.8% in 2023, 26.6% in 2022 and 23.9% in 2021. These are also affected by the inclusion of adjusting items described earlier and the associates and joint ventures' post-tax profit in the Group's pre-tax results.

During 2023 the Group has recognised a further £70 million in respect of the ongoing tax disputes in the Netherlands, with a total provision at 31 December 2023 of £145 million. Please refer to page 307, in note 31 of the Notes to the Accounts for further information.

Excluding these items, the underlying tax rate for subsidiaries was 24.5% in 2023, 24.8% in 2022 and 24.7% in 2021. The marginal decrease in the underlying tax rate in 2023 largely reflects the absence of one-off rate rises and mix of profits, while the increase in 2022 largely reflects the corporate tax rate rises in Sri Lanka and Pakistan.

See the section Non-GAAP measures on page 343 for the computation of underlying tax rates for the periods presented.

Tax strategy

The Group's global tax strategy is reviewed regularly by the Board. The operation of the strategy is managed by the Interim Finance Director and Group Head of Tax with the Group's tax position reported to the Audit Committee on a regular basis. The Board considers tax risks that may arise as a result of our business operations. In summary, the strategy includes:

- complying with all applicable laws and regulations in countries in which we operate;
- being open and transparent with tax authorities and operating to build mature professional relationships;
- supporting the business strategy of the Group by undertaking efficient management of our tax affairs in line with the Group's commercial activity;
- transacting on an arm's-length basis for exchanges of goods and services between companies within the Group; and
- engaging in pro-active discussions with tax authorities on occasions of differing legal interpretation.

Where resolution is not possible, tax disputes may proceed to litigation. The Group seeks to establish strong technical tax positions.

Where legislative uncertainty exists, resulting in differing interpretations, the Group seeks to establish that its position would be more likely than not to prevail. Transactions between Group subsidiaries are conducted on arm's-length terms in

accordance with appropriate transfer pricing rules and OECD principles.

The tax strategy outlined above is applicable to all Group companies, including the UK Group companies. Reference to tax authorities includes HMRC.

The publication of this strategy is considered to constitute compliance with the duty under paragraph 16(2) Schedule 19 Part 2 of the UK Finance Act 2016.

In December 2021, the Organisation for Economic Co-operation and Development (OECD) released model rules for a new global minimum corporate tax framework applicable to multinational enterprise groups with global revenues over €750 million (Pillar Two rules). The UK substantively enacted legislation implementing these rules on 20 June 2023 and the rules apply to the Group as of 1 January 2024. The Group is reviewing this legislation together with developing guidance. The Group is also monitoring the status of implementation of the model rules outside of the UK to assess the potential impact. Based on the information currently available, the impact of these rules on the Group tax position is not expected to be material. The Group has applied the mandatory exception to recognising and disclosing information about deferred tax assets and liabilities related to Pillar Two income taxes in accordance with IAS12 *Income Taxes*.

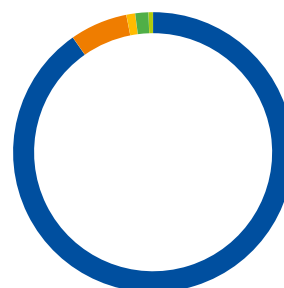
The taxation on ordinary activities was a credit of £2.9 billion in 2023, a charge of £2.5 billion in 2022 and a charge of £2.2 billion in 2021. Corporation Tax paid (due to the timing of Corporation Tax instalment payments which straddle different financial years) was £2.6 billion in 2023, £2.5 billion in 2022 and £2.3 billion in 2021.

Our tax footprint extends beyond Corporation Tax, including significant payment of employment taxes and other indirect taxes, including customs and import duties. The Group also collects taxes on behalf of governments (including tobacco excise, employee taxes, VAT and other sales taxes).

Major taxes paid 2023

(£bn)

£39.1bn



	2023 £bn	2022 £bn
Tobacco excise, net VAT and other sales taxes (collected)	35.3	36.8
Corporation Tax (borne)	2.6	2.5
Customs and import duties (borne)	0.4	0.3
Employment Taxes (collected)	0.6	0.6
Employment taxes (borne)	0.2	0.2
Total	39.1	40.4

The total tax paid in 2023 of £39.1 billion (2022: £40.4 billion, 2021: £40.5 billion) therefore consists of both taxes borne and taxes collected as shown in the table provided.

In addition to the major taxes, there are a host of other taxes the Group bears and collects such as transport taxes, energy and environmental taxes, and banking and insurance taxes.

The movement in deferred tax shown below for the year 2023 relates primarily to the impairment of certain of the U.S. acquired trademarks, as described above. Further details of deferred tax movements are disclosed in note 16 to the Accounts.

Deferred tax asset/(liability)

	2023 £m	2022 £m	2021 £m
Opening balance	(17,746)	(15,851)	(15,780)
Difference on exchange	762	(2,007)	(148)
Credits to the income statement	5,577	174	29
Changes in tax rates	106	66	158
Other credits/(charges) to other comprehensive income	12	(106)	(110)
Net reclassification as held-for-sale	8	(22)	—
Closing balance	(11,281)	(17,746)	(15,851)

Earnings Per Share

Profit for the year was a loss of £14,189 million, a 307% decrease compared to a profit of £6,846 million in 2022 (itself a decrease of 1.8% on 2021). In 2023, this decrease was driven by the impairment of U.S. goodwill and some of the acquired combustibles brands totalling £27.3 billion. This more than offset the reduction in losses from New Categories which underpinned a good operational performance in both years.

In 2022, the Group undertook a £2 billion share repurchase programme, reducing the number of shares (for the purposes of the EPS calculation) by 1.3%.

After accounting for the movement in non-controlling interests in the year, basic earnings per share were 320% lower at -646.6p (2022: 293.3p; 2021: 296.9p).

In 2023, the Group reported a loss of £14,189 million for the year. Following the requirements of IAS 33, the impact of share options would be antidilutive. Therefore, they are excluded from the calculation of diluted earnings per share in accordance with IFRS in 2023, but are included in the calculation in prior years. As the impact of share options on adjusted earnings per share would be dilutive in 2023, share options are included in adjusted diluted earnings per share for 2023, as well as 2022 and 2021.

Diluted earnings per share¹ were a loss of 646.6p in 2023, a decline of 322% compared to 291.9p in 2022 (2021: 295.6p).

Earnings per share (EPS) are impacted by the adjusting items discussed earlier. Adjusted diluted EPS, as calculated in note 11 in the Notes on the Accounts, was up against the prior year by 1.1% at 375.6p, with 2022 ahead of 2021 by 12.9% at 371.4p. Adjusted diluted EPS at constant rates would have been 4.0% ahead of 2022 at 386.4p, with 2022 up 5.8% against 2021.

As mentioned earlier, the sale of our businesses in Russia and Belarus was completed in September 2023. Due to the timing of the transactions, combined with a lower underlying performance as we reduced investment and focus on Russia, this was a drag on our comparative performance by 1.2%, at constant rates of exchange.

Dividends

The Group pays its dividends to shareholders over four quarterly interim dividends. Quarterly dividends provide shareholders with a more regular flow of dividend income and allow the Company to spread its substantial dividend payments more evenly over the year, aligning better with the cash flow generation of the Group and so enable the Company to fund the payments more efficiently. The Board seeks to reward shareholders with an increase in dividend, by reference to 65% of adjusted diluted EPS over the long-term.

The Board has declared an interim dividend of 235.52p per ordinary share of 25p, payable in four equal quarterly instalments of 58.88p per ordinary share in May 2024, August 2024, November 2024 and February 2025. This represents an increase of 2.0% on 2022 (2022: 230.90p per share, up 6.0%) and a payout ratio, on 2023 adjusted diluted earnings per share, of 62.7% (2022: 62.2%).

The quarterly dividends will be paid to shareholders registered on either the UK main register or the South Africa branch register and to ADS holders, each on the applicable record dates.

Under IFRS, the dividend is recognised in the year that it is approved by shareholders or, if declared as an interim dividend, by Directors, in the period that it is paid.

The cash flow, prepared in accordance with IFRS, reflects the total cash paid in the period. Further details of the total amounts of dividends paid in 2023 and 2022 (with 2021 comparatives) are given in note 22 in the Notes on the Accounts.

Dividends are declared and payable in sterling except for those shareholders on the branch register in South Africa, where dividends are payable in rand. The equivalent dividends receivable by holders of ADSs in US dollars are calculated based on the exchange rate on the applicable payment date.

Further details of the quarterly dividends and key dates are set out under 'Shareholder information' on pages 388 and 389.

Diluted earnings per share¹ (p)

-646.6p
-322%




Definition: Profit attributable to owners of BAT p.l.c. over weighted average number of shares outstanding, including the effects of all dilutive potential ordinary shares.

IFRS GAAP KPI NON-GAAP

Change in adjusted diluted EPS (%)

+1.1%



Definition: Change in diluted earnings per share before the impact of adjusting items.

IFRS GAAP KPI NON-GAAP

Change in adjusted diluted EPS at constant rates (%)

+4.0%



Definition: Change in diluted earnings per share before the impact of adjusting items and the impact of fluctuations in foreign exchange rates.

IFRS GAAP KPI NON-GAAP

Note:

1. Following the requirements of IAS 33, the impact of share options would be antidilutive. Therefore, they are excluded from the calculation of diluted earnings per share in accordance with IFRS in 2023, but are included in the calculation in prior years.

Dynamic Business

Treasury and Cash Flow

Treasury, Liquidity and Capital Structure

The Treasury Function is responsible for raising finance for the Group and managing the Group's cash resources and the financial risks arising from underlying operations. Clear parameters have been established, including levels of authority, on the type and use of financial instruments to manage the financial risks facing the Group. Such instruments are only used if they relate to an underlying exposure; speculative transactions are expressly forbidden under the Group's treasury policy. All these activities are carried out under defined policies, procedures and limits, reviewed and approved by the Board, delegating oversight to the Finance Director and Treasury Function. See note 26 in the Notes on the Accounts for further detail.

It is the policy of the Group to maximise financial flexibility and minimise refinancing risk by issuing debt with a range of maturities, generally matching the projected cash flows of the Group and obtaining this financing from a wide range of sources. The Group targets an average centrally managed debt maturity of at least five years of which no more than 20% matures in a single rolling year. As at 31 December 2023, the average centrally managed debt maturity was 10.5 years (2022: 9.9 years) with the highest proportion maturing in a single rolling 12-month period being 15.7% (2022: 18.6%).

In order to manage its interest rate risk, the Group maintains both floating rate and fixed rate debt. The Group sets targets (within overall guidelines) for the desired ratio of floating to fixed rate debt on a net basis (at least 50% fixed on a net basis in the short to medium term). The interest rate profile of liquid assets included in net debt are considered to offset floating rate debt and are taken into account in determining the net interest rate exposure. At 31 December 2023, the relevant ratios of floating to fixed rate borrowings after the impact of derivatives were 10:90 (2022: 12:88). On a net basis, after offsetting liquid assets and excluding cash and other liquid assets in Canada, which are subject to certain restrictions under Companies' Creditors Arrangement Act (CCAA) protection, the relevant ratio of floating to fixed rate borrowings was 2:98 (2022: 7:93).

As part of the management of liquidity, funding and interest rate risk, the Group regularly evaluates market conditions and may enter into transactions, from time to time, to repurchase outstanding debt, pursuant to open market purchases, tender offers or other means.

The Group continues to maintain investment-grade credit ratings*, with ratings from Moody's, S&P and Fitch of Baa2 (positive outlook), BBB+ (negative outlook), BBB (positive outlook), respectively[®], with a medium-term rating target of Baa1, BBB+ and BBB+[®]. See Notes on the Accounts, note 26.

The strength of the ratings has underpinned debt issuance and the Group is confident of its ability to successfully access the debt capital markets.

The Group is party to the ISDA fallback protocol and in January 2022, it automatically replaced GBP LIBOR with an economically equivalent interest rate referencing SONIA for derivatives on their reset date. For further information please refer to note 26 in the Notes on the Accounts.

Available facilities

The Group maintains a £25 billion Euro Medium Term Note (EMTN) programme, and U.S. (US\$4 billion) and European (£3 billion) commercial paper programmes to accommodate the liquidity needs of the Group. At 31 December 2023, no commercial paper was outstanding (2022: £27 million outstanding). Cash flows relating to commercial paper that have maturity periods of three months or less are presented on a net basis in the Group's cash flow statement.

The Group's main bank facility is a syndicated £5.4 billion committed revolving credit facility. This facility was undrawn at 31 December 2023 (31 December 2022: undrawn).

In March 2023, the Group refinanced the £2.7 billion 364-day tranche of the revolving credit facility at the reduced amount of £2.5 billion, maturing in March 2024 with two one-year extension options, and a one-year term out option. Additionally, £2.85 billion of the five-year tranche remains available until March 2025, with £2.7 billion extended to March 2026 and £2.5 billion extended to March 2027.

Also in 2023, the Group extended short-term bilateral facilities totalling £2.65 billion from March to December 2024, some with extension options to extend for further periods. As at 31 December 2023, £100 million was drawn on a short-term basis.

Cash flows relating to bilateral facilities that have maturity periods of three months or less are presented on a net basis in the Group's cash flow statement.

Following the initial filing in 2019, the Group's shelf registration statement on Form F-3 was renewed with the SEC in 2022, pursuant to which B.A.T. Capital Corporation, BAT p.l.c. and B.A.T. International Finance p.l.c. may issue debt securities guaranteed by certain members of the Group from time to time. This forms part of the Group's strategy to ensure flexible and agile access to capital markets and the registration statement is initially valid for three years.

As of 31 December 2023, the Group did not have any financial instruments using the historical benchmarks that are no longer available.

Use of facilities

These facilities ensure that the Group has access to funding to supplement the cash available or generated by the business in the period to meet the operational (including working capital) and general corporate requirements including, but not limited to, the timing of payments in relation to:

- dividends (2023: £5.1 billion; 2022: £4.9 billion);
- capital expenditure (2023: £0.5 billion; 2022: £0.6 billion);
- Master Settlement Agreement in the U.S. (2023: £2.3 billion; 2022: £2.5 billion);
- refinancing obligations;
- share repurchase programme, as applicable; and
- other corporate activity, such as litigation or acquisitions, as relevant.

Management believes that the Group has sufficient working capital for present requirements, taking into account the amounts of undrawn borrowing facilities and levels of cash and cash equivalents, and the ongoing ability to generate cash.

Issuance, drawdowns and repayment in the period

- In January 2023, the Group repaid a €750 million bond at maturity;
- In February 2023, the Group accessed the Euro market under its EMTN Programme, raising a total of €800 million;
- In May 2023, the Group repaid a total of US\$48 million of bonds at maturity;
- Given the refinancing levels in the medium term and to reduce near term refinancing risks, in August 2023, the Group accessed the US dollar market under its SEC Shelf Programme, raising a total of US\$5 billion across five tranches whilst also announcing a concurrent capped debt tender offer, targeting a series of GBP-, EUR- and USD-denominated bonds maturing between 2024 and 2027. Pursuant to this tender offer, BAT repurchased bonds prior to their maturity in a principal amount of £3.1 billion and
- In September, October and November 2023, the Group repaid US\$550 million, €800 million and €750 million of bonds at maturity, respectively.

In 2022, the Group raised US\$3.1 billion and repaid €600 million, £180 million and US\$1.8 billion bonds at maturity.

Note:

* A credit rating is not a recommendation to buy, sell or hold securities. A credit rating may be subject to withdrawal or revision at any time. Each rating should be evaluated separately of any other rating.

Cash Flow

Net cash generated from operating activities

Net cash generated from operating activities increased by £320 million to £10,714 million in 2023, compared to an increase of £677 million to £10,394 million in 2022. In 2023, translational foreign exchange was a marginal headwind (2022: tailwind) due to the relative movements of sterling against the Group reporting currencies, notably the US dollar, in those periods.

In 2023, the increase was driven by:

- the realisation of tax credits in Brazil (related to the previously disclosed VAT and excise on social contributions); and
- higher dividends received from the Group's associates of £506 million (2022: £394 million), mainly related to ITC.

These were partially offset by:

- payments in respect of the settlement agreements with the DOJ and OFAC (2023: £262 million; 2022: £nil million);
- increases in tax paid of £2,622 million, compared to £2,537 million in 2022; and
- a payment of £59 million to settle the investigation by the Nigerian Federal Competition and Consumer Protection Commission (FCCPC).

In 2023, other litigation payments (mainly related to *Engle*) were lower at £73 million (2022: £181 million).

The Group made interim repayments to HMRC of £50 million in both 2023 and 2022, and intends to make further interim repayments in future periods in respect of the Franked Investment Income Group Litigation Order (FII GLO), as described on page 232.

Net cash used in investing activities

In 2023, net cash used in investing activities decreased to £296 million (2022: £705 million), partly due to a lower net outflow of £43 million from short-term investment products, including treasury bills (2022: £129 million net outflow).

As described earlier, the Group completed the sale of its businesses in Russia and Belarus in September 2023. Proceeds of £425 million were received in 2023, net of cash disposed of £266 million, being a net cash inflow from the disposal of £159 million, as shown in the cash flow statement on page 214.

Purchases of property, plant and equipment were lower than 2022, at £460 million (2022: £523 million).

In 2023, the Group invested £541 million in gross capital expenditure, a decrease of 14.2% on the prior year (2022: £630 million). This includes purchases of property, plant and equipment and certain intangibles, and the investment in the Group's global operational infrastructure (including, but not limited to, the manufacturing network, trade marketing software and IT systems and the expansion of our New Categories portfolio).

The Group expects gross capital expenditure in 2024 of approximately £550 million.

Net cash used in financing activities

Net cash used in financing activities was an outflow of £9,314 million in 2023 (2022: £8,878 million outflow), with the outflow in each year largely driven by:

- dividend payments (2023: £5,055 million, up 2.8%; 2022: £4,915 million, up 0.2%). The movement in both years was affected by the higher dividend per share. The increase in 2023 was partially offset by the reduction in the number of shares due to the share buy-back programme undertaken in 2022;
- the net repayment of borrowings (2023: £1,635 million; 2022: £223 million net issuance) as described on page 56; and
- in 2022, the purchases of shares under the share buy-back programme of £2,012 million.

In 2023, interest paid increased by 6.6% to £1,682 million (2022: £1,578 million), driven by higher interest charges as new debt issued replaced cheaper debt on maturity.

In 2023, the Group repaid borrowings of £6.8 billion and issued £5.1 billion of new borrowings. The Group repaid borrowings of £3.0 billion in 2022, and issued £3.3 billion of new borrowings.

Please refer to note 26 in the Notes on the Accounts for further details.

Free cash flow (before and after dividends paid to shareholders)

Free cash flow (before dividends paid to shareholders), as defined on page 347, was £8,360 million, up 3.9% on the prior year (2022: up 8.1% to £8,049 million; 2021: £7,447 million). The increase in 2023 was driven by the increase in net cash generated from operating activities and lower capital expenditure of £487 million (2022: £599 million) partly offset by the higher interest paid on borrowings, up £175 million to £1,763 million and higher tax payments (up £85 million to £2,622 million).

After payment of dividends to shareholders, free cash flow was £3,305 million (2022: £3,134 million; 2021: £2,543 million).[Ⓐ]

Cash flow conversion

The conversion of profit from operations to net cash generated from operating activities may indicate the Group's ability to generate cash from the profits earned.

Based upon net cash generated from operating activities, the Group's conversion rate was -68% compared to 99% in 2022, impacted, in 2023 by the non-cash charges in respect of goodwill and trademark impairments described earlier.

[Ⓐ]Operating cash flow conversion ratio (based upon adjusted profit from operations) was once again ahead of the Group's target of 90%, being 100% in 2023 compared to 100% in 2022 and 104% in 2021. See page 345 for further information on this measure.[Ⓐ]

Summary Cash Flow

	2023 £m	2022 £m	2021 £m
Cash generated from operating activities	12,830	12,537	11,678
Dividends received from associates	506	394	353
Tax paid	(2,622)	(2,537)	(2,314)
Net cash generated from operating activities	10,714	10,394	9,717
Net cash used in investing activities	(296)	(705)	(1,140)
Net cash used in financing activities	(9,314)	(8,878)	(8,749)
Transferred from/(to) to held-for-sale	368	(368)	—
Differences on exchange	(292)	431	(253)
Increase/(decrease) in net cash and cash equivalents in the year	1,180	874	(425)

[Ⓐ] Denotes phrase, paragraph or similar that does not form part of BAT's Annual Report on Form 20-F as filed with the SEC.

Dynamic Business

Other

Restricted cash

Cash and cash equivalents include restricted amounts of £1,904 million (2022: £1,411 million) due to subsidiaries in CCAA protection (note 32 in the Notes on the Accounts) as well as £392 million (2022: £324 million) principally due to exchange control restrictions.

Borrowings and Net Debt

Total borrowings (which includes lease liabilities) decreased to £39,730 million in 2023 (2022: £43,139 million) impacted by the relative movement of sterling against other currencies, particularly the US dollar and the euro. In 2023, this was a tailwind of £1,981 million (2022: £3,911 million headwind).

The movement in borrowings is impacted by the net issuance and repayment of bonds, as discussed on page 56 including the tender offer and subsequent repayment of £3.1 billion (equivalent) of bonds.

Total borrowings include £700 million (31 December 2022: £798 million) in respect of the purchase price adjustments related to the acquisition of Reynolds American Inc.

As discussed on page 56, the Group remains confident about its ability to access the debt capital markets successfully and reviews its options on a continuing basis.

Net debt is a non-GAAP measure and is defined as total borrowings (including related derivatives and lease liabilities) less cash and cash equivalents and current investments held at fair value.

Net debt, at 31 December 2023, was £34,640 million (2022: £39,281 million; 2021: £36,302 million), with the movement in net debt largely due to the relative movement of sterling against other currencies, particularly the US dollar and the euro, which was a tailwind of £1,338 million in 2023 (2022: £3,030 million headwind) and the net repayment in borrowings described on page 56.

®The movement in net debt also includes the free cash flow (before dividends) generated in the year (2023: £8,360 million; 2022: £8,049 million) as described on page 57. This is partly offset by dividends paid to owners of the parent of £5,055 million (2022: £4,915 million).®

®Leverage ratio - Adjusted Net Debt to Adjusted EBITDA

The Group uses adjusted net debt to adjusted EBITDA, as defined on page 348, to assess its level of leverage by reference to adjusted net debt in comparison to the earnings generated by the Group. This is deemed by Management to reflect the Group's ability to service and repay borrowings.

In 2023, the ratio of adjusted net debt to adjusted EBITDA was 2.6x, representing a decrease from 2.9x at the end of 2022, itself an improvement from 3.0x at the end of 2021.

The Group's adjusted net debt to adjusted EBITDA ratio is subject to the fluctuations in the foreign exchange markets. In 2023, due to the relative movement in sterling, the sterling value of adjusted net debt decreased by £1,358 million.

Refer to page 348 for a full reconciliation from borrowings to adjusted net debt, profit for the year to adjusted EBITDA and the ratio of adjusted net debt to adjusted EBITDA, at both current and constant rates of exchange.®

®Return on Capital Employed (ROCE)

The Group's ROCE, calculated in accordance with our reported numbers, was -13.2% (2022: 8.2%), with the movement in 2023 due to the impairment of goodwill and trademarks referred to earlier, impacting the Group's EBITDA.

On an adjusted basis, as defined on page 349, including dividends from associates and joint ventures (as a proxy to a return in the period, given the inclusion of the investment in associates and joint ventures in the Group's calculation of capital employed), adjusted ROCE grew from 9.4% in 2021 to 9.9% in 2022, and grew to 10.9% in 2023. The movement in 2023 was mainly driven by the impairment of goodwill and trademarks referred to earlier, the impact of which has been adjusted out of EBITDA but reduced the value of average capital employed.®

Retirement Benefit Schemes

The Group's subsidiary undertakings operate defined benefit schemes, including pension and post-retirement healthcare schemes, and defined contribution schemes. The most significant arrangements are in the U.S., the UK, Canada, Germany, Switzerland and the Netherlands. Together, schemes in these territories account for over 90% of the total underlying obligations of the Group's defined benefit arrangements and over 70% of the current service cost. Benefits provided through defined contribution schemes are charged as an expense as payments fall due. The liabilities arising in respect of defined benefit schemes are determined in accordance with the advice of independent, professionally qualified actuaries, using the projected unit credit method. It is Group policy that all schemes are formally valued at least every three years. Contributions to the defined benefit schemes are determined after consultation with the respective trustees and actuaries of the individual externally funded schemes, taking into account regulatory environments.

The present total value of funded scheme liabilities as at 31 December 2023 was £6,417 million (2022: £6,515 million), while unfunded scheme liabilities amounted to £785 million (2022: £797 million). The schemes' assets decreased to £7,317 million from £7,424 million in 2022, itself a decrease from £10,816 million in 2021. The overall position for all pension and healthcare schemes in Group subsidiaries amounted to a net asset of £75 million at the end of 2023, compared to a net asset of £51 million at the end of 2022.

In addition, during 2022, the risk profiles and values of amounts relating to retirement benefit arrangements were impacted by a partial buy-out in the U.S.

Litigation and Settlements

As discussed in note 31 in the Notes on the Accounts, various legal proceedings or claims are pending or may be instituted against the Group.

Government Activity

The marketing, sale, taxation and use of tobacco products have been subject to substantial regulation by government and health officials for many years.

For information about the risks related to regulation, see page 123 and pages 361 to 369.

® Denotes phrase, paragraph or similar that does not form part of BAT's Annual Report on Form 20-F as filed with the SEC.

Reconciliation of Total Borrowings to Adjusted Net Debt®

	2023 £m	2022 £m	2021 £m
Total borrowings (including lease liabilities)	(39,730)	(43,139)	(39,658)
Derivatives in respect of net debt	(170)	(167)	91
Cash and cash equivalents	4,659	3,446	2,809
Current investments held at fair value	601	579	456
Net debt	(34,640)	(39,281)	(36,302)
Purchase price adjustment (PPA) to Reynolds American Inc. debt	700	798	754
Net debt items in assets held-for-sale	—	352	—
Adjusted net debt	(33,940)	(38,131)	(35,548)

Off-balance Sheet Arrangements and Contractual Obligations

Except for certain indemnities, the Group has no significant off-balance sheet arrangements other than in respect of leaf purchase obligations. The Group has contractual obligations to make future payments on debt guarantees. In the normal course of business, it enters into contractual arrangements where the Group commits to future purchases of goods and services from unaffiliated and related parties. See page 352 for a summary of the contractual obligations as at 31 December 2023.

Accounting Policies

The application of the accounting standards and the accounting policies adopted by the Group are set out in the Group Manual of Accounting Policies and Procedures (GMAPP).

GMAPP includes the Group instructions in respect of the accounting and reporting of business activities, such as revenue recognition, asset valuations and impairment testing, adjusting items, the accrual of obligations and the appraisal of contingent liabilities, which include taxes and litigation. Formal processes are in place whereby central management and End Market management confirm adherence to the principles and the procedures and to the completeness of reporting. Central analyses and revision of information are also performed to ensure and confirm adherence.

In order to prepare the Group's consolidated financial information in accordance with IFRS, Management has used estimates and assumptions that affect the reported amounts of revenue, expenses and assets, and the disclosure of contingent liabilities, at the date of the financial statements.

The critical accounting estimates are described in note 1 in the Notes on the Accounts and include:

- review of asset values, including goodwill and impairment testing;
- estimation and accounting for retirement benefit costs; and
- estimation of provisions, including as related to taxation and legal matters.

The critical accounting judgements are described in note 1 in the Notes on the Accounts and include:

- identification and quantification of adjusting items;
- the determination as to whether the disposal of a business or businesses is significant enough to require disclosure as discontinued operations;
- determination as to whether to recognise provisions and the exposures to contingent liabilities related to pending litigation or other outstanding claims;
- determination as to whether control (subsidiaries), joint control (joint arrangements), or significant influence (associates) exist in relation to investments held by the Group;
- review of applicable exchange rates for transactions with and translation of entities in territories where there are restrictions on the free access to foreign currency or multiple exchange rates; and
- the determination as to whether perpetual hybrid bonds should be classified as equity instead of borrowings.

Foreign Exchange Rates

The principal exchange rates used to convert the results of the Group's foreign operations to sterling, for the purposes of inclusion and consolidation within the Group's financial statements, are indicated in the table below.

Where the Group has provided results at constant rates of exchange, this refers to the translation of the results from the foreign operations at rates of exchange prevailing in the prior period, thereby eliminating the potentially distorting impact of the movement in foreign exchange on the reported results.

Assessment as a Going Concern

In conjunction with the assessment of viability, the Directors have also assessed the short-term cash flow forecasts and debt refinancing requirements.

The Group has, at the date of this report, sufficient existing financing available for its estimated requirements for at least the next 12 months and beyond in respect of general corporate purposes, including in respect of the Master Settlement Agreement due in the U.S. in 2024 and other known liabilities or future payments (including interim dividends).

The Group has £60 million of future contractual commitments (2022: £80 million) related to property, plant and equipment, as discussed in note 13 in the Notes on the Accounts.

After reviewing the Group's annual budget, plans and financing arrangements, including the availability of a £5.4 billion revolving credit facility, the Directors consider that the Group has adequate resources to continue operating and that it is therefore appropriate to continue to adopt the going concern basis in preparing the Annual Report and Form 20-F.

Foreign Exchange Rates

	Average			Closing		
	2023	2022	2021	2023	2022	2021
Australian dollar	1.873	1.779	1.832	1.868	1.774	1.863
Bangladeshi taka	134.747	115.040	117.023	139.909	123.502	116.212
Brazilian real	6.208	6.384	7.421	6.192	6.351	7.544
Canadian dollar	1.678	1.607	1.724	1.681	1.630	1.711
Chilean peso	1,044.498	1,076.291	1,045.816	1,113.264	1,024.811	1,153.991
Euro	1.150	1.173	1.164	1.154	1.127	1.191
Indian rupee	102.707	97.030	101.702	106.081	99.516	100.684
Japanese yen	174.883	161.842	151.124	179.721	158.717	155.972
Romanian leu	5.688	5.783	5.727	5.741	5.577	5.894
Russian ruble ¹	102.662	87.184	101.388	120.111	87.812	101.592
South African rand	22.962	20.176	20.335	23.313	20.467	21.617
Swiss franc	1.117	1.179	1.258	1.073	1.113	1.234
US dollar	1.244	1.236	1.376	1.275	1.203	1.354

Note:

1. As a result of the disposal of the Russian businesses, the 2023 rates reflect the average for the period ended and as at 13 September 2023, respectively.

Sustainable Future

Strategic Pillar Overview

Sustainable Future

Building a Sustainable Future is about seeking to actively migrate consumers away from cigarettes and to smokeless alternatives sustainably, responsibly and with integrity.

Science will be a primary driver of our efforts, supported by more active external engagement and regulatory focus, while embedding sustainability across our organisation.

The key building blocks of the Sustainable Future pillar are:

- Tobacco Harm Reduction Acceptance
- Shaping the Landscape
- Leading in Sustainability & Integrity

Our commitments under Sustainable Future:

- Building a Smokeless World
- Investing in the products, science and engagement to make A Better Tomorrow™ a reality
- Conducting our business sustainably and with integrity

Tobacco Harm Reduction Acceptance A Better Tomorrow™ through THR

The best choice any adult smoker can make will always be quitting combustible tobacco products completely. Yet many do not.

Our ambition for A Better Tomorrow™ is to reduce the health impact of our business via Tobacco Harm Reduction (THR) to help Build a Smokeless World.

We know that stakeholders increasingly expect us to demonstrate that we are a purpose-driven enterprise, and that we are committed to a future where, ultimately, we move away from combustible cigarettes.

This is why, for several years now, we have been transforming. We have created a multi-category portfolio of scientifically-substantiated, reduced-risk¹ alternatives, tested to meet or exceed industry-leading standards.

THR underpins our purpose and, as such, is a vital part of our transformation. Ultimately, our THR ambition will be quantified by improved health outcomes (decrease of morbidity and mortality) at both individual and population levels relative to the scenario of a world with only combustible cigarettes.

Why THR matters

We know combustible cigarettes pose serious health risks. The only way to avoid those risks is not to start smoking or to quit.

However, more than one billion people today continue to smoke, and, according to the World Health Organization, it is estimated that smoking-related diseases cause more than eight million deaths globally each year.

THR is a well recognised public health strategy that aims to minimise the harm caused by smoking. This is done by encouraging adult smokers, who would otherwise continue to smoke, to switch completely to reduced-risk¹, smokeless alternatives.

There has been significant progress in the global THR journey over the past decade. Today, there are three significant global smokeless categories: Vapour, Heated Products and Modern Oral.

The global adoption of these smokeless product categories over the last decade has been significant. The latest estimate of the global number of vapers alone is 82 million.¹

For those adult consumers who would otherwise continue to smoke, we encourage making the switch to smokeless products.

We provide adult consumers with a range of scientifically-substantiated, smokeless alternatives to smoking.

Our aim is to provide products that deliver comparable satisfaction in nicotine delivery, use, and sensorial aspects. For example, some studies suggest that

Vapour products are more successful than nicotine replacement therapy in helping people stop smoking², by providing a satisfactory alternative to cigarettes despite not being smoking cessation products or marketed as such.

World-class science

World-class science is crucial to providing a robust evidence base to substantiate the role of New Category products in THR.

We use a wide range of analytical and pre-clinical techniques, specialised laboratory technology and expertise to test our products and aim to ensure they meet high quality standards.

This is supplemented by collaborations with an ecosystem of global external researchers, and clinical research organisations, who bring independent and specialist expertise that enhance our internal capabilities.

THR substantiation: Our nine-step risk assessment framework

Most smokeless alternatives are still relatively new to the market. As a consequence, in most cases, there is a lack of long-term epidemiological data needed to demonstrate the overall impact on public health. That is why it is necessary to take a 'weight of evidence' approach.

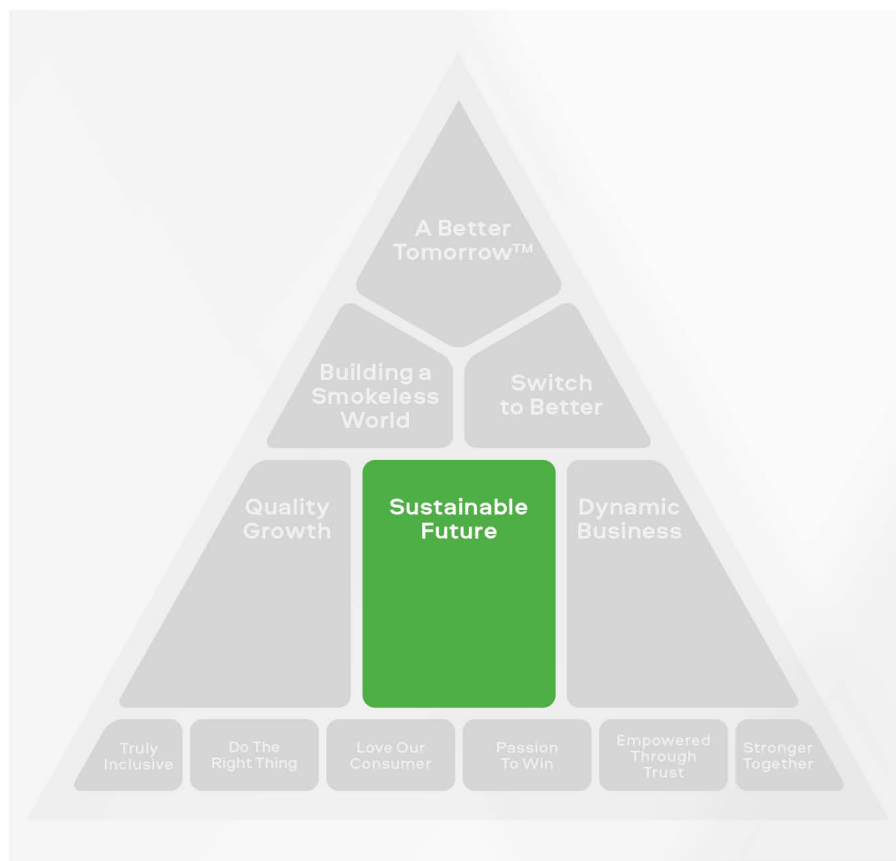
Drawing on work by the U.S. Institute of Medicine, we utilise our nine-step risk assessment framework. This evaluates the emissions, exposure and risk profile of our New Category products and compares them to smoking cigarettes or other comparators, such as nicotine replacement therapy.

In terms of THR scientific substantiation, our Heated Products, Vapour, and Modern Oral products have been reported in peer-reviewed pre-clinical, clinical, and population level research publications and journals, summarising significant reductions in emissions, exposure and risk reduction versus smoking.

Looking ahead, we are working on delivering the next horizon of science to demonstrate that our Non-Combustible products not only reduce risk, but quantitatively reduce disease-relevant harm.

We aim to follow best practice and adhere to high standards of governance and ethics in all our scientific research. Regardless of the results of such research, we are committed to sharing the outcomes. Our scientists have published more than 198 scientific papers to date about our New Category products.

+ For more information on Tobacco Harm reduction, see [page 78](#)



Shaping the Landscape

THR and nicotine

Societal sentiment towards nicotine will play an important role in THR.

Nicotine is recognised by several regulators (including the U.S. FDA) and public health stakeholders (including the UK Royal College of Physicians) as not being the cause of smoking-related diseases (which are caused by smoke toxicants).

Moreover, the UK National Health Service states that "Evidence shows that nicotine vapes are actually more effective than nicotine replacement therapies, like patches or gum."³

However, currently more than 60% of adults and 80% of doctors believe that nicotine causes cancer.⁴

With this level of misperception, and nicotine being a highly politicised topic, society's negative sentiment towards nicotine is one of several substantial challenges that still needs to be overcome to enable further THR progress.

We have a global science engagement programme where we seek to validate our science with other external scientists via peer review publications and conferences.

As well as publishing our own research, our scientists also monitor and review external publications to gain a holistic view of the evidence base.

We work hard to make our science accessible and understandable to a wider audience. We have a dedicated website www.bat-science.com, and publish a Science and Innovation Report on a regular basis, which showcases our latest scientific research.

Product innovation and choice

Consumer choice is an important component of THR success. We recognise that smokers are most likely to switch to smokeless alternatives when they find a product that delivers comparable satisfaction in the sensorial experience they deliver, and fits with their usage occasions and lifestyle.

That is why we offer a multi-category portfolio of smokeless alternatives tailored to meet the varied preferences of different adult smoker consumer segments. Importantly, these products are supported by world-class science and industry-leading product safety and quality standards.

We ensure our New Categories product innovation pipeline is based on data-backed foresights, to anticipate category and consumer trends. Through deep consumer insights we deliver new product propositions that are consumer-centric in their design and performance, to meet the most important consumer preferences and opportunities.

Our approach to regulation

We recognise and support the objective of governments to reduce smoking rates and its associated health impact.

We have always been clear that we support regulation which is based on robust evidence, is tailored to local circumstances, and delivers on the intended policy aims, while preventing unintended consequences such as the growth in illegal markets.

Although not risk free, recent technological and scientific advancements in smokeless products offer consumers the opportunity to enjoy nicotine products, without the need to burn tobacco.

Experience shows that where risk-proportionate regulation encourages smokers to choose these smokeless alternatives instead of cigarettes, smoking rates can be more effectively reduced compared to relying on coercive policies which are either outdated or bluntly seek to prohibit products or behaviours⁵.

THR success will depend as much on progressive regulation as it will on changes in consumer behaviour. We believe both are essential if countries around the world are to achieve the accepted "smoke-free" threshold of less than 5% smoking incidence in the population.

This is what has been demonstrated to be possible in markets like Sweden. There, the 2023 smoking incidence of 5.6% illustrates they are on the verge of achieving their 'no smoking target' 16 years ahead of the 2040 EU target, due to the widespread awareness, availability and usage of snus and other smokeless alternatives.

Sustainable Future

Strategic Pillar Overview
Continued**Our views on regulation of smokeless tobacco and nicotine products**

We believe regulation should recognise that smokeless tobacco and nicotine products are less risky than cigarettes and support their use as an alternative for those adult smokers that are unwilling or unable to quit nicotine.

We believe that four guiding principles should be applied to the development of any regulation of smokeless products:

– **Based on science and evidence:**

Regulation should be based on the best available science and evidence for each product category, and be proportionate to the risk of the product versus combustible tobacco.

– **Ensure product quality and consumer relevance:**

Regulation should mandate robust product quality and safety standards to protect consumers and allow access to products with satisfying nicotine levels and adult-targeted flavours.

– **Allow adult-only awareness and access:**

Regulation should enable adults to access and gain information about the availability of reduced risk products, while preventing use by the underage.

– **Enable effective enforcement:**

Regulation should include an effective regime for penalties, sanctions and enforcement to drive compliance.

Regulation of New Category products continues to evolve. Globally, there are regulators passing progressive laws that encourage adult smokers who would otherwise continue to smoke to switch to New Category products, but there are other regulators who view them more cautiously.

As the science and evidence to substantiate these products grow, we hope to see more countries passing progressive regulations, further accelerating New Category growth and accelerating a reduction in smoking rates.

We believe a stakeholder-inclusive, whole-of-society, open and honest dialogue is essential. One that includes regulators, policy-makers, public health, consumers, and the industry.

It is key to align all stakeholders on the positive public health potential and develop effective policies and consumer behaviour that can accelerate tobacco harm reduction as quickly as possible. Regulation around New Category products should be founded on evidence and science, not opinion.

A general regulatory framework, to maximise smokeless products' harm reduction potential, is outlined on page 63.



Photo of our national ad campaign for better Vapour product regulation, London, UK

Notes:

- * Based on the weight of evidence and assuming a complete switch from cigarette smoking. These products are not risk free and are addictive.
 - † Our Vapour product Vuse (including Alto, Solo, Ciro and Vibe), and certain products, including Velo, Grizzly, Kodiak, and Camel Snus, which are sold in the U.S., are subject to FDA regulation and no reduced-risk claims will be made as to these products without agency clearance.
1. Jerzyński, T. and Stimson, G.V. (2023). Estimation of the global number of vapers: 82 million worldwide in 2021. *Drugs, Habits and Social Policy*, 24(2). doi:<https://doi.org/10.1108/dhs-07-2022-0028>.
 2. Lindson N, Butler AR, McRobbie H, Bullen C, Hajek P, Begh R, Theodoulou A, Notley C, Rigotti NA, Turner T, Livingstone-Banks J, Morris T, Hartmann-Boyce J. Electronic cigarettes for smoking cessation. *Cochrane Database of Systematic Reviews* 2024, Issue 1. Art. No.: CD010216. DOI: 10.1002/14651858.CD010216.pub8.
 3. NHS (2023). Vaping myths and the facts - Better Health. [online] [nhs.uk](https://www.nhs.uk/better-health/quit-smoking/vaping-to-quit-smoking/vaping-myths-and-the-facts/). Available at: <https://www.nhs.uk/better-health/quit-smoking/vaping-to-quit-smoking/vaping-myths-and-the-facts/>.
 4. World, F. for a S.-F. (n.d.). Nearly 80% of Doctors Worldwide Mistakenly Believe Nicotine Causes Lung Cancer, Thwarting Efforts to Help One Billion Smokers Quit. [online] [www.prnewswire.com](https://www.prnewswire.com/news-releases/nearly-80-of-doctors-worldwide-mistakenly-believe-nicotine-causes-lung-cancer-thwarting-efforts-to-help-one-billion-smokers-quit-301881655.html). Available at: <https://www.prnewswire.com/news-releases/nearly-80-of-doctors-worldwide-mistakenly-believe-nicotine-causes-lung-cancer-thwarting-efforts-to-help-one-billion-smokers-quit-301881655.html>.
 5. Fagerström, K. (2022). Can alternative nicotine products put the final nail in the smoking coffin? *Harm Reduction Journal*, 19(1). doi:<https://doi.org/10.1186/s12954-022-00722-5>.

Maximising smokeless products' harm reduction potential: A regulatory framework

In all countries, whether such a framework is in place or not, we are guided by our Product Stewardship approach - with regard to quality and safety standards – and our International Marketing Principles to ensure that we market our products responsibly.



Access to Consumer Relevant Products

- Regulations in all countries where cigarettes are sold should also allow a wide range of smokeless alternatives to smoking to ensure that consumers can access these alternatives and make informed choices.
- Nicotine levels should be established to ensure smokeless products are a satisfying alternative for adult smokers.
- Adult-targeted flavours should be available, as evidence shows that certain flavours help smokers transition to reduced-risk alternatives^{††} and prevent them from going back to smoking. Flavours, packaging designs and descriptors that are particularly appealing to the underage should be prohibited.
- Regulation should keep pace and be adaptable to new product innovation. This would help ensure that scientific and technological advancements can deliver consumer relevant new product propositions and solutions, so that smokers are given even better options to switch away from combustible cigarettes.

Adult-only Consumer

- The use and sale of smokeless tobacco and nicotine products by and to the underage should be prohibited by law.
- Age-verification mechanisms should be mandated at point of purchase and, where feasible, regulation should aim to encourage the integration of underage access prevention technologies.
- Communication with adults should be permitted in adult-targeted touchpoints and display responsible content. Communication is necessary to provide adult consumers with accurate information about reduced-risk products.^{††}
- Any communication with consumers should have a clear and visible health warning and inform that nicotine-containing products are for adults only.



Product Quality and Safety

- Robust and properly enforced product quality and safety standards should be at the heart of any regulation, to protect consumers.
- Products should be used as intended by consumers and manufacturers should be required to ensure that all products are tamper-evident to secure product integrity.

Robust Enforcement

- Regulation should provide enforcement authorities with the necessary powers to apply penalties and sanctions to those who fail to comply with regulations, particularly those who supply non-compliant products and provide products to those underage.

Notes:

* Based on the weight of evidence and assuming a complete switch from cigarette smoking. These products are not risk free and are addictive.
 † Our Vapour product Vuse (including Alto, Solo, Ciro and Vibe), and certain products, including Velo, Grizzly, Kodiak, and Camel Snus, which are sold in the U.S., are subject to FDA regulation and no reduced-risk claims will be made as to these products without agency clearance.

Sustainable Future

Advancing Sustainability for A Better Tomorrow™

As we transition from cigarettes to smokeless products, we are not only addressing the public health impact^{†††} of our products but also other material sustainability topics.

Kingsley Wheaton
Chief Strategy & Growth Officer

Dear Stakeholders,

We are pleased to present our 2023 Combined Annual and Sustainability Report, underlining the progress made towards our sustainability commitments.

2023 highlights

We have continued to tackle the environmental and social impact of our value chain, including climate change, biodiversity and underage access of our products. Key achievements include:

- Progressed towards our 2050 Net Zero greenhouse gas (GHG) emissions target and our interim target of a 50% emissions reduction by 2030;
- Achieved a 33.1% reduction in Scope 1 and 2 GHG emissions in 2023, and a 12.48% reduction in Scope 3 GHG emissions in 2022, vs our 2020 baseline. Our Scope 3 performance is reported one year later, due to the complexity of obtaining this data across our global value chain;
- Embedded further our Underage Access Prevention and International Marketing Principles programmes into our Group-wide Standards of Business Conduct (SoBC) employee training and sign-off process; and
- Continued to promote sustainable value in agriculture, with 93.3% of farmers in our Thrive Supply Chain also growing other crops in 2023, and 418,584 farmers and community members engaged in human rights training and awareness programmes.

Delivered ahead of 2025 target:

- Circular economy: Achieved 28.2% reduction in waste generated in our own operations - vs our 2017 baseline - surpassing our 25% reduction target; and
- Water: Achieved a 39.2% reduction in water withdrawn - vs our 2017 baseline - surpassing our 35% reduction target.

Leading in Sustainability – a core component of our corporate strategy

Our strategic purpose is to create A Better Tomorrow™ by Building a Smokeless World.

Over the last 10 years, we have developed and deployed a portfolio of reduced-risk products^{††}, tailored to meet the evolving preferences of adult consumers.

Our Sustainability strategy focuses on four cross-cutting Sustainability Priorities:

- **Responsible Leadership in New Categories;**
- **Create Positive Value in Agriculture;**
- **Deliver Net Zero GHG Emissions Across our Value Chain; and**
- **A Trusted Organisation, Operating with Integrity.**

Through these priorities, we believe we can make a real difference for consumers and other stakeholders across our business and value chain, and for wider society.

Harm Reduction remains key to our Group strategy. Circularity and responsible marketing of New Category products are a focus areas for 2024, as we make progress towards Building a Smokeless World.

As the world around us evolves, so too will our approach to sustainability. We will continue to challenge ourselves to take a forward-looking approach to our products, our governance, our stakeholder engagement, our goals and targets, and our reporting.

+ Learn more about our four Sustainability Priorities on [pages 66 and 67](#)

Our approach to sustainability reporting

We have established a cross-functional team of experts tasked to ensure we are well prepared to deliver against the disclosure requirements of the EU Corporate Sustainability Reporting Directive (CSRD) in 2026.

Building on the previous year's approach, this year, we updated our Double Materiality Assessment (DMA)[†] with reference to the latest available European Sustainability Reporting Standards (ESRS) at the time of the assessment.

+ Learn more about our Double Materiality Assessment on [pages 74 to 77](#)



Harm Reduction, followed by Climate Change and Circular Economy, rank as our most material sustainability topics.

Supplier Engagement was identified as a material topic for the first time, reflecting the importance of our proactive engagement with our suppliers (and other value chain partners) to drive progress on sustainability matters.

We are progressing to identify the relevant disclosure requirements and data points for BAT under CSRD and will continue to work towards CSRD compliance in order to align our approach to the latest available standards and guidance.

Recognising the importance of confidence in our disclosures and transparency, KPMG have conducted limited external assurance of certain key sustainability metrics in this report in accordance with international standards ISAE (UK) 3000 and ISAE 3410. Their independent limited assurance report for these ESG metrics is available on page 120. This is in addition to their audit of the financial statements.^⑥

CSRD requires third-party assurance of sustainability information, including limited assurance from the date of initial reporting with the ambition of moving to reasonable assurance by financial year 2028.

We continue to assess and maintain our control environment to support efficient and effective external assurance of non-financial information, and to enable consistency and connectivity of financial and sustainability information.

As we transition to CSRD compliance, we have continued to report with reference to other applicable frameworks, such as:

- Global Reporting Initiative (GRI);
- Sustainability Accounting Standard Board (SASB);
- Sustainable Finance Disclosure Regulation (SFDR) Principal Adverse Impacts (PAI); and
- Taskforce on Climate-related Financial Disclosures (TCFD) - whose monitoring of climate-related financial disclosures is being taken on by the International Sustainability Standards Board (ISSB) in 2024.

In addition, for the first time, we have outlined our progress in relation to the Taskforce on Nature-related Financial Disclosures (TNFD) reporting.

 Learn more about our ESG reporting frameworks in our ESG Performance Data Book on [bat.com](https://www.bat.com)

Notes:

- * Based on the weight of evidence and assuming a complete switch from cigarette smoking. These products are not risk free and are addictive.
- † Our Vapour product Vuse (including Alto, Solo, Ciro and Vibe), and certain products, including Velo, Grizzly, Kodiak, and Camel Snus, which are sold in the U.S., are subject to FDA regulation and no reduced-risk claims will be made as to these products without agency clearance.
- 1. Although financial materiality has been considered in the development of our Double Materiality Assessment (DMA), our DMA and any conclusions in this document as to the materiality or significance of sustainability or ESG matters do not imply that all topics discussed therein are financially material to our business taken as a whole, and such topics may not significantly alter the total mix of information available about our securities.

Selecting our four Sustainability Priorities

Our four cross-cutting focus areas broadly encompass our material sustainability topics – as defined by our 2023-updated DMA.

They are grounded in our everyday business, and are key elements of how we interact with our consumers, suppliers and value chain partners, employees, investors and other stakeholders.

We will continue to work in partnership with all our stakeholders to deliver against our Sustainability Priorities.

Chief Sustainability Officer

In 2023, we were pleased to appoint Donato Del Vecchio to the role of Chief Sustainability Officer, effective 1 January 2024, reporting to Kingsley Wheaton, Chief Strategy & Growth Officer.

Donato succeeds Mike Nightingale, who retires from BAT after 32 years of service.

Donato joined BAT in 2001 and has held various senior Corporate and Regulatory Affairs roles around the world.

2024 and beyond

We are proud of the progress we have made towards our sustainability commitments.

However, we recognise that there remains much to be done and that appropriate regulation, strong cooperation and effective partnerships are essential to create a truly sustainable business and society.

Nevertheless, we are encouraged by our progress and welcome comments, feedback or new ideas to sustainability@bat.com.

Our refined corporate strategy focuses on four cross-cutting Sustainability Priorities:

Responsible Leadership in New Categories;

Create Positive Value in Agriculture;

Deliver Net Zero GHG Emissions Across our Value Chain; and

Trusted Organisation, Operating with Integrity.

By delivering on these priorities, we believe we can make a real difference for other stakeholders, across our business and value chain, and for wider society.

Donato Del Vecchio

Chief Sustainability Officer



Sustainable Future

Leading in Sustainability and Integrity

As we transition from cigarettes to smokeless products, we are addressing not only our products' public health impact but also our other material sustainability¹ topics.



Note:

1. Although financial materiality has been considered in the development of our Double Materiality Assessment(DMA), our DMA and any conclusions in this document as to the materiality or significance of sustainability or ESG matters do not imply that all topics discussed therein are financially material to our business taken as a whole, and such topics may not significantly alter the total mix of information available about our securities.



Related Material Topics:

- + Read more on each material topic:
 - Harm Reduction* page 78
 - Circular Economy* page 82
 - Marketing and Communications* page 96
 - Supplier Engagement* page 100



Related Material Topics:

- + Read more on each material topic:
 - Biodiversity and Ecosystems* page 84
 - Water* page 86
 - Human Rights* page 92
 - Farmer Livelihoods and Communities* page 94



Related Material Topics:

- + Read more on each material topic:
 - Climate Change* page 80
 - Circular Economy* page 82
 - Biodiversity and Ecosystems* page 84
 - Supplier Engagement* page 100



Related Material Topics:

- + Read more on each material topic:
 - Employees, Diversity and Culture* page 88
 - Marketing and Communications* page 96
 - Ethics and Integrity* page 98
 - Supplier Engagement* page 100

We have identified four cross-cutting Sustainability Priorities in our refined corporate strategy. They broadly encompass our material sustainability topics.

Responsible Leadership in New Categories



We aim to address Harm Reduction and contribute to Building a Smokeless World by setting industry standards for the development, manufacture, circularity and marketing of New Category products.

Key areas and initiatives

- Continuing investments and innovations to reduce the health impacts of our products
- Improving circularity to reduce the environmental impact of our product portfolio
- Responsible sourcing and marketing standards

Create Positive Value in Agriculture



By leveraging our agricultural sourcing model - directly contracting with more than 91,000 farmers, who delivered c. 73% of the tobacco volume we purchased in 2023 - we seek to deliver a positive impact in our agricultural supply chain, particularly with respect to social and environmental issues.

Key areas and initiatives

- Positively addressing Human Rights matters and Farmer Livelihoods
- Demonstrating leadership in and a positive impact on Biodiversity
- Responsibility addressing other relevant topics, such as water

Deliver Net Zero GHG Emissions Across Our Value Chain



We aim to reduce Scope 1 and 2 GHG emissions by 50% and Scope 3 GHG emissions by 50% by 2030 (vs a 2020 baseline) and to reach Net Zero GHG emissions across our value chain by 2050 at the latest. We recognise that our business and wider society relies on natural resources which will be impacted by the effects of climate change, and that we must work to adapt to those effects.

Key areas and initiatives

- Decarbonising our own operations (Scope 1 and 2 GHG emissions)
- Decarbonising our value chain (Scope 3 GHG emissions)
- 'Carbon Smart' farming in our agricultural supply chain (Scope 3 GHG emissions)

Trusted Organisation, Operating with Integrity



We are committed to always operating to the highest standards and in full adherence to our Standards of Business Conduct (SoBC). We are working to create and maintain a culture where our people are proud of the role they play in driving our transformation.

Key areas and initiatives

- An ethical, trusted and respected company and culture
- Attracting, developing and retaining a talented, diverse workforce
- Zero tolerance towards health and safety and business conduct incidents

Note:

1. Compared to a 2020 baseline. Our near-term 2030 science-based targets comprise a 50% reduction in Scope 1 and 2 and 50% reduction in Scope 3 GHG emissions. Scope 3 emissions target includes purchased goods and services, upstream transportation and distribution, use of sold products and end-of-life treatment of sold products, which collectively comprised >90% of Scope 3 emissions in 2020.

Sustainable Future

Sustainability Highlights

In 2023, we have driven action across our four Sustainability Priorities and the topics they encompass.

Responsible Leadership in New Categories

Our cross-sectional studies demonstrated a **reduction[†] in biomarkers** associated with negative health impacts for those who switch from cigarettes to Velo or Vuse as compared to continued smoking

28.2%

reduction in waste generated, vs 2017 baseline, achieving our 25% reduction target two years early

94%

of packaging was reusable, recyclable or compostable

Designed new Responsible Marketing Principles (RMP) and supporting guidelines, which will be implemented in 2024

Create Positive Value in Agriculture

We implement sustainable agricultural practices and **support farmer livelihoods** through monitoring and sharing best practices

39.2%

reduction in water withdrawn in our direct operations, vs 2017 baseline; achieving our 35% reduction target two years early. Our goal is to support water resource availability in the catchments where our operations are located

93.3%

of farmers in our Thrive Supply Chain reported to be also growing other crops

10

Human Rights Impact Assessments (HRIA) conducted by year-end 2023

Deliver Net Zero GHG Emissions Across Our Value Chain

33.1%

reduction in total Scope 1 and 2 (market based) CO₂e emissions vs our 2020 baseline

10 Golden Rules

Programme developed to standardise how we run operational sites in the most energy efficient way

Invested **£24m** in capital expenditure to support emissions reductions and energy efficiency initiatives

600+

suppliers invited to provide data through the CDP Supply Chain Programme in 2023

Trusted Organisation, Operating with Integrity

iCommit training to drive IMP and UAP compliance incorporated into the onboarding process for all new employees

Updated our **SoBC Assurance Procedure** so that all cases are triaged and assigned accordingly

100%

of key leadership teams have at least a 50% spread of distinct nationalities across our management employees

Lowest Total Recorded Incident Rate for accidents in BAT's global historical data

Set a new ambition for **40%** of our **Management Board** members globally to be **ethnically diverse** by 2027

Notes:

* Based on the weight of evidence and assuming a complete switch from cigarette smoking. These products are not risk free and are addictive.

† Our Vapour product Vuse (including Alto, Solo, Ciro and Vibe), and certain products, including Velo, Grizzly, Kodiak, and Camel Snus, which are sold in the U.S., are subject to FDA regulation and no reduced-risk claims will be made as to these products without agency clearance.

Ratings and recognitions in 2023[^]

MSCI¹

In 2023, BAT was upgraded to a rating of A (on a scale of AAA to CCC) in the MSCI ESG Ratings assessment. [msci.com](https://www.msci.com)

Sustainalytics²

As of January 2024, BAT received an ESG Risk Rating of 32.8 from Sustainalytics and was assessed to be at high risk of experiencing material financial impacts from ESG factors^{3,4}. [sustainalytics.com](https://www.sustainalytics.com)

Best-in-class ISS Score

As of November 2023, BAT received an ISS Environment and Social Quality Score of 1. Scores are ranked on a scale of 1 to 10, where 1 is the maximum score and 10 the minimum score. [issgovernance.com](https://www.issgovernance.com)

A- in CDP Climate Change, Water Security and Forests

For 2023, BAT achieved A-, A- and A- in the CDP Climate Change, Water Security and Forests assessments. [cdp.net](https://www.cdp.net).

Dow Jones Sustainability Indices (DJSI)

As at 8 December 2023, BAT was selected for inclusion in the DJSI Europe Index, based on S&P Global Corporate Sustainability Assessment results, and has been included in the DJSI indices for 22 consecutive years. [spglobal.com](https://www.spglobal.com)

Financial Times Climate Leader

In 2023, BAT was named as a Climate Leader by the Financial Times for the third successive year, for reduction in greenhouse gas emissions (GHG) intensity, and placed in the top 3% of more than 4,000 European companies evaluated.

Global Top Employer

In 2023, BAT was named as a Global Top Employer for the sixth consecutive year, recognising our commitment to best-in-class working environments and career opportunities.

Race at Work Charter

We are signatories to the UK Race at Work Charter for supporting racial equality in the workplace.

Bloomberg GEI

BAT was included in the 2023 Bloomberg Gender-Equality Index, which measures gender equality performance globally, in the first year of participation.

Workforce Disclosure Initiative (WDI)

Our 2023 WDI submission was scored in the top 20% of participating companies.

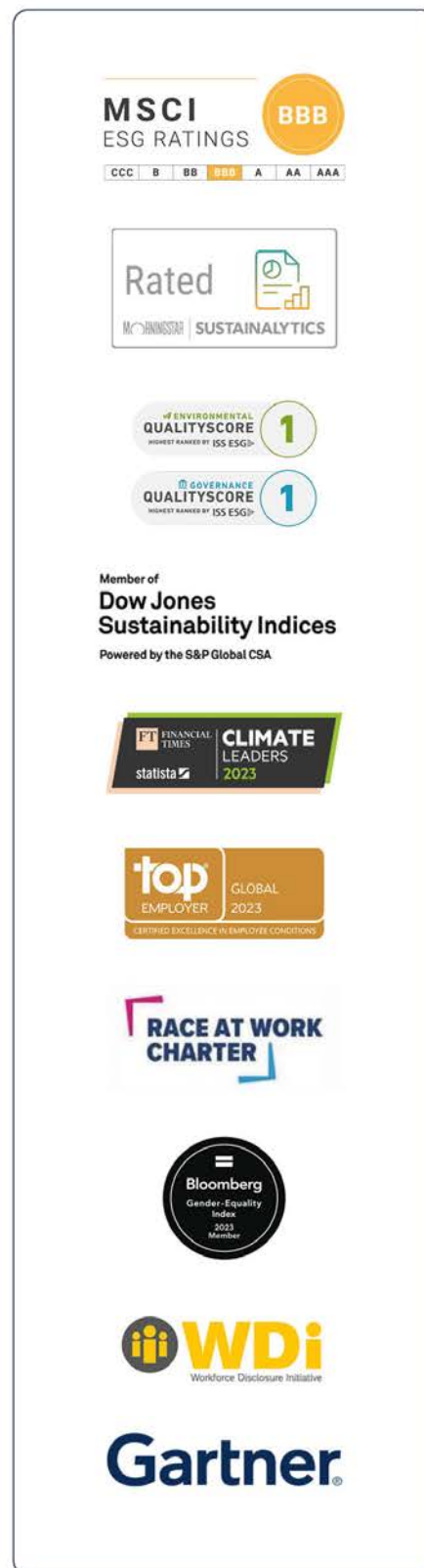
Gartner Supply Chain Top 15

In 2023, our global supply chain was recognised in the Gartner Supply Chain Top 15 Europe rankings.

Notes:

- The use by BAT of any MSCI ESG research LLC or its affiliates (MSCI) data, and the use of MSCI logos, trademarks, service marks or index names herein, do not constitute a sponsorship, endorsement, recommendation, or promotion of BAT by MSCI. MSCI services and data are the property of MSCI or its information providers, and are provided 'as-is' and without warranty. MSCI names and logos are trademarks or service marks of MSCI.
- Copyright © 2023 Morningstar Sustainalytics. All rights reserved. This section contains information developed by Sustainalytics (www.sustainalytics.com). Such information and data are proprietary of Sustainalytics and/or its third party suppliers (Third Party Data) and are provided for informational purposes only. They do not constitute an endorsement of any product or project, nor an investment advice and are not warranted to be complete, timely, accurate or suitable for a particular purpose. Their use is subject to conditions available at <https://www.sustainalytics.com/legal-disclaimers>.
- Sustainalytics state, with regard to their use of this risk rating, "Note that because ESG risks materialize at an unknown time in the future and depend on a variety of unpredictable conditions, no predictions on financial or share price impacts, or on the time horizon of such impacts, are intended or implied by these risk categories."
- Note 12(b)(i) on page 239 addresses the consideration of climate change matters in preparation of the financial statements in this report.

[^] A rating or award is not a recommendation to buy, sell or hold securities. A rating or award may be subject to withdrawal or revision at any time. Each rating and award should be evaluated separately of any other rating. The methodologies of any rating or award presented here may not be the same as those of other ratings, awards or methodologies that may be used by our stakeholders and may emphasise different aspects of ESG practices and performance, and, thus, may not be representative of our ESG performance in all respects.



Sustainable Future

Sustainability Governance

Overview of Group governance arrangements that include oversight of sustainability and ESG matters



Note:

1. As at 31 December 2023. Read more on pages 136 to 137.

Our Approach

Regulations and expectations continue to evolve. Having appropriate governance is key to delivering on our sustainability commitments. In particular, effective oversight and management of sustainability-related risks and opportunities are essential to BAT's ability to deliver A Better Tomorrow™ and achieve long-term sustainable growth.

Frameworks

GRI	2-9 to 2-21
TCFD	Governance
TNFD	Governance Recommendations A and B

Board Oversight

The Board is collectively responsible for the long-term success of the Company and the Group's strategic direction, purpose, values and governance. This includes responsibility for the Group's strategy and ensuring that resources are allocated appropriately to meet the objectives and to manage risks, including internal controls.

Our Board has strategic oversight of our sustainability matters and takes climate-related considerations into account where applicable when making strategic decisions, including in relation to budgeting, risk management and overseeing capital expenditure.

During 2023, the Board reviewed and approved a revised version of the Group Environment Policy, and new Responsible Marketing Principles which will be implemented in 2024.

+ Read more about our Climate and Circular Economy risk in the Group Principal Risks on [page 121](#) and in the Group Risk Factors on [page 354](#)

The Audit Committee receives reports from the Group's Regional Audit Committees and Corporate Audit Committee, which monitor the effectiveness of business risk management and internal controls across regions and central functions. The Audit Committee also has oversight of the external assurance of ESG-related information.

Management's Role

Our Management Board, chaired by our Chief Executive, is responsible for overseeing the implementation of the Group's strategy and policies set by the Board, including those relating to sustainability and ESG, and for creating the framework for the day-to-day operation of the Group's subsidiaries.

Members of the Management Board are responsible for delivery against targets under their individual remit with respect to sustainability and ESG targets, including those relating to harm reduction. They are supported by their respective teams who, in turn, work with other functions and markets to make progress towards the Group's targets.

Management of sustainability and ESG priorities is embedded across relevant business areas at the Group, regional and local market levels. This approach provides channels for appropriate flow of information, monitoring and oversight of sustainability issues across the Group.

Embedding Sustainability Expertise at the Executive Level

Our Board members have international experience that includes a wide range of leadership expertise in industries such as fast-moving consumer goods, infrastructure, food, beverage and tobacco, among others. To varying degrees, their experience includes the oversight of companies impacted by a range of environmental and social issues.

Non-Executive Directors, as well as the Audit Committee, and the Remuneration Committee, receive regular briefings on legal and regulatory developments, including those in the ESG landscape. For example, in 2023, the Audit Committee received an update on key regulatory developments in relation to ESG reporting regimes, including the Sustainable Finance Disclosure Regulation (SFDR), the Corporate Sustainability Reporting Directive (CSRD), the Task Force on Climate-Related Financial Disclosures (TCFD) and the UK and EU Taxonomy Regulations.

Integrating Sustainability Considerations Into Remuneration

Where relevant, employees from the Management Board (including the Director, Operations) to local management have individual performance objectives that form part of their responsibilities and are linked to their remuneration, including delivery against ESG and climate-related priorities and metrics.

Delivery against individual performance objectives is a key consideration in determining employee performance ratings, which in turn have a direct impact on compensation as they are used to determine salary adjustments.

In addition, the Group retains the discretion to make downward adjustments to individual bonus payments in the event of persistent underperformance against performance objectives.

The ESG objectives within the remuneration of Tadeu Marroco, Chief Executive, and Javed Iqbal, Interim Finance Director, are focused on Tobacco Harm Reduction. We intend to keep further integration of ESG metrics in Management Board remuneration under active review.

+ Read more about our approach to Remuneration for directors and employees on [pages 170 to 181](#)

Board Composition and Diversity Overview

Our Board Diversity & Inclusion Policy sets the Board's commitment to considering all aspects of diversity when reviewing the composition of, and succession planning for, the Board, its Committees and the Management Board.

The Nominations Committee is responsible for reviewing the composition of the Board, its Committees and Management Board to ensure they have an appropriate balance of skills, expertise and knowledge, and that all appointments are made on merit against objective criteria and with due regard for the benefits of diversity.

The Nominations Committee also has an oversight of the development of a pipeline of diverse, high-performing potential Executive Directors, Management Board members and other senior managers.

Sustainability Due Diligence

We have a range of due diligence processes in place which aim to address the actual and potential impacts and risks associated with our own operations and in our upstream and downstream supply chain. Our approach to human rights is aligned with UNGP and OECD Guidelines, includes engagement with rights holders, and results in actions plans and remediation, as appropriate.

+ Read more about our sustainability due diligence on [pages 92 and 100](#)

Governing our Material Impacts

To manage our material sustainability impacts we have set up topic-specific Centres of Excellence at the middle management level. These include Climate Change, Circular Economy, Nature and Social Centres of Excellence. In addition, individual business functions, such as Legal, Corporate & Regulatory Affairs and HR, manage material issues relevant to their areas. The management of material sustainability topics is also discussed in various Committees and Forums, such as:

- Group Sustainability Leadership Team,
- Environmental Sustainability Committee,
- Operations Sustainability Committee,
- Leaf Sustainability Forum,
- Supply Chain Due Diligence Committee,
- IMP Steering Committee,
- Regulation and Science Committee,
- Business Integrity Panel, and
- Talent Reward and D&I Leadership Teams.

Issues considered in these Forums are raised, where appropriate, at Management Board level or with the Audit Committee.

Sustainable Future

Sustainability Policies, Procedures and Standards

We have a clearly defined governance framework to support management control and Board-level oversight of sustainability matters. This provides the policies, procedures and standards which determine and guide how we operate our business – from local markets and business units up to Board level.

Our Group policies (indicated by * in the table below) are approved at Board level and are implemented for application by all Group companies.

Our Group policies are underpinned by a range of principles, statements, operating procedures, standards and guidelines to help support effective implementation of our commitments.

Together, this framework supports the effective identification, management and control of risks and opportunities for our business in these and other areas.

Policies and Procedures	Summary of Areas Covered	Key Stakeholder Groups
Standards of Business Conduct (SoBC)* Available at www.bat.com/principles	Sets out our policies for: Speak Up; respect in the workplace; human rights; health; safety and welfare; environmental; lobbying and engagement; conflicts of interest; anti-bribery and corruption; gifts and entertainment; political contributions; community investment; protection of corporate assets and financial integrity; competition and anti-trust; anti-money laundering and tax evasion; sanctions; anti-illicit trade; data privacy; and information security.	Our People Governments and wider society
Supplier Code of Conduct* Available at www.bat.com/principles	Covers compliance; human rights; environmental sustainability; trade and marketing; and business integrity.	Customers Suppliers Governments and wider society
Group Environment Policy* Available at www.bat.com/principles	Commits to following standards of environmental protection, adhering to the principles of sustainable development and protecting biodiversity throughout our direct operations and supply chain including agricultural, manufacturing and distribution operations. Our Environment Policy was revised in 2023 to include an assessment of our value chain impacts, Circular Economy principles, new biodiversity commitments and information on metrics and targets.	Our People Consumers Suppliers Customers Governments and wider society
Group Health and Safety Policy Statement* Available at www.bat.com/principles	Covers health, safety and welfare of our employees, contractors, visitors and other relevant stakeholders.	Our People Governments and wider society
Employment Principles* Available at www.bat.com/principles	Sets out our employment practices, including commitments to workforce diversity, reasonable working hours, family-friendly policies, employee wellbeing, talent, performance, equal opportunities, and fair, clear and competitive remuneration and benefits and responsible restructuring.	Our People
International Marketing Principles (IMP)* Available at www.bat.com/principles	Govern marketing of all our products and include the requirement for all our marketing to be targeted at adult consumers only.	Consumers Customers Suppliers Governments and wider society
Group Quality Policy Statement Available at www.bat.com/principles	Formalises how we strive to deliver high-quality products, processes and capabilities that create sustainable value for our brands while exceeding the expectations of adult consumers. It is the responsibility of our leadership team at all levels to ensure the understanding and implementation of this policy by providing the necessary processes, practices, procedures, resources, and training.	Consumers
Product Stewardship Framework* Available at www.bat.com/principles	Sets out the steps we take to ensure our products are developed and manufactured responsibly. It reflects our commitment to have products that meet consistently high quality and safety standards and guides the development and testing of all our products, helping to promote a rigorous and systematic approach.	Consumers Suppliers Customers Governments and wider society
Circular Economy Position Statement Available at www.bat.com/principles	Contains our commitment to applying Circular Economy principles across our operations and product categories.	Our People Consumers Suppliers Customers Governments and wider society
Biodiversity Statement Available at www.bat.com/biodiversity	Sets out the principles we follow to manage our impact on biodiversity and the wider environment.	Our People Suppliers Governments and wider society
Biodiversity Operational Standard on Tobacco Farming	Sets out requirements that all Group's own Leaf Operations must adhere to for the following tobacco crop activities: use of wood as fuel for tobacco curing and for the construction of curing barns; new farmland development for growing tobacco; and tobacco farming and associated agricultural practices. Third-party leaf suppliers are also required to follow this standard within their own practices and operations.	Our People Suppliers Governments and wider society

Policies and Procedures	Summary of Areas Covered	Key Stakeholder Groups
Underage Access Prevention (UAP) Guidelines	Supports our strict UAP requirement to market our products to adult consumers only by setting out requirements for retailer-facing UAP activities to be carried out in all our markets.	Consumers Customers Governments and wider society
BAT Leaf Operations Standard on Child Labour Prevention	Detailed guidance and procedures for tackling the risk of child labour in the Group's own Leaf Operations, comprising our directly contracted leaf supply chain.	Our People Suppliers Governments and wider society
Climate Change and Energy Standard	Provides guidance for all our employees and suppliers who have responsibility for the application of implementing a climate change-related initiative across all our facilities and working environments.	Our People Suppliers Governments and wider society
Green Mobility Standard	Outlines our strategy for reducing the environmental impact of our car fleet, namely carbon dioxide equivalent emissions (CO ₂ e), air pollution, and noise reduction through the deployment of Electric Vehicles.	Our People Suppliers Governments and wider society
Environment and Health and Safety (EHS) Policy Manual	Sets out comprehensive guidance and procedures for Group companies on the implementation of EHS policy commitments.	Our People Governments and wider society Suppliers
Operational standard on personal protective equipment (PPE)	Requires all Group's own Leaf Operations contracted farmers and their workers to have access to PPE for agrochemical use, for tobacco harvesting in order to prevent Green Tobacco Sickness (GTS).	Our People Suppliers Governments and wider society
Water Security Standard	Aligned to CDP standards for managing water risk effectively and provides guidance for Group companies on water conservation and actions for our sites in water stressed areas.	Our People Suppliers Governments and wider society
Soil and Groundwater Protection Standard	Defines the controls and standards required for Group companies to prevent and protect against spillages and leakages that could impact soil or groundwater.	Our People Suppliers Governments and wider society
Leaf Supplier Manual (LSM)	Sets out the detailed standards we expect our suppliers to adhere to. These include a range of criteria relating to standards in agricultural practices, quality specifications and processing, such as relating to agrochemicals compliance and the prevention of child labour.	Suppliers Governments and wider society
Anti-illicit Trade (AIT) Supply Chain Compliance Procedures	Guidance for all Group companies for complying with our AIT Policy in the SoBC. It sets out procedures for maintaining robust supply chain controls and taking appropriate action where there are risks that our tobacco and/or products may be smuggled.	Our People Suppliers Customers Governments and wider society
Group SoBC Assurance Procedure	Defines how all reports of alleged SoBC breaches should be investigated and remediated fairly and objectively. This includes a four-step process, involving an initial assessment, in line with data privacy and employment laws, followed by an investigation plan, implementation, reporting of findings, and closure.	Our People
Sanctions Compliance Procedure	Outlines our comprehensive sanctions compliance framework covering Group companies, suppliers, third parties and financial transactions.	Our People Customers Suppliers Governments and wider society
Third-Party Anti-Financial Crime Procedure	Sets out Group-wide minimum mandatory steps required for our dealings with third parties. Designed to assess and mitigate third party risks regarding: bribery and corruption; money laundering; terrorist financing; illicit trade (supply chain compliance); sanctions; and the facilitation of tax evasion.	Our People Customers Suppliers Governments and wider society
Mergers and Acquisitions (M&A) Transactions Compliance Procedure	Sets out mandatory steps, along with best-practice guidelines for M&A transactions involving any Group company and one or more third parties covering compliance risks, such as bribery, corruption and human rights.	Our People Customers Suppliers Governments and wider society

Sustainable Future

Double Materiality Assessment[^]

BAT has undertaken materiality assessments since 2007. In 2023, we updated our Double Materiality Assessment (DMA). The DMA process allows us to understand the impact of sustainability topics on stakeholders and our business. Topics with the greatest impact form the basis of our sustainability agenda and reporting.

Overview

In 2023, we updated our DMA with the help of an external consultancy, building on the previous year's approach. We were also guided by the latest available European Sustainability Reporting Standards (ESRS) requirements at the time of the assessment. Our 2023 assessment has provided greater insight, focus and granularity in terms of the 'nested materiality' concept, which articulates three dimensions of impact:

- 1) Outward impact:** BAT's impact on health, environment, society and governance-related topics;
- 2) Inward impact:** The impact of these topics on BAT; and
- 3) Financial materiality:** The significance of risks, opportunities and dependencies posed by these topics on BAT's financial position.

Through this approach, we have sought to align our DMA to key elements of reporting frameworks. The CSRD, which requires consideration of impact materiality and financial materiality; the ISSB, which requires consideration of financial materiality; and the GRI, which requires consideration of outward impact.

How the Process is Informed by CSRD

Our DMA is informed by the specifications and requirements within the CSRD's ESRS 1. This includes:

- **Stakeholders and their relevance to the materiality assessment process:** we engaged affected stakeholders, or their representatives, and users of sustainability statements, to assess the impacts of different sustainability topics.
- **Material matters and materiality of information:** we considered all ESRS topics, sub-topics, and sub-sub topics when collating our topic short-list.
- **Double materiality:** we assessed outward and inward impact materiality and financial materiality by considering negative, positive, actual and potential impacts, as well as risks and opportunities in the short-, medium- and the long-terms.
- **Impact materiality:** we assessed negative and positive impacts, and the actual and potential impacts BAT has on the environment, economy, society and governance.
- **Financial materiality:** we assessed the significance of risks and opportunities posed to BAT's financial position using financial magnitude criteria.
- **Material impacts arising from action to address sustainability matters:** we discussed the interplay between topics in stakeholder interviews.
- **Level of disaggregation:** we discussed disaggregation between geographical and product category impacts in stakeholder interviews.

Horizon Scan and Topic Short List

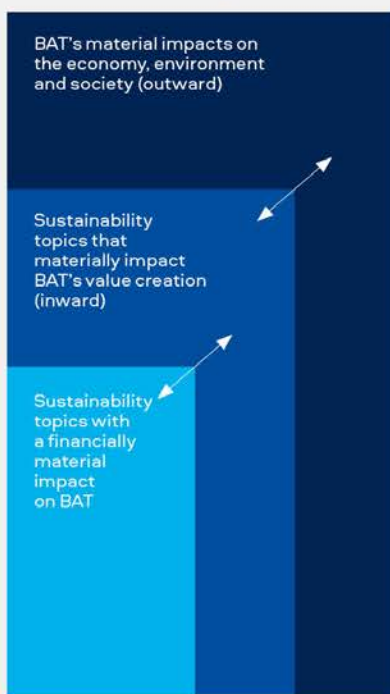
In 2022, we identified 11 material topics through a risk assessment and horizon scan. In 2023, we undertook a broader horizon scan to identify any gaps, using sources such as regulation, frameworks, global and industry trends. The review included high-level desk-based research, a media scan, a peer review, and considerations of location of impacts in our value chain.

Assessing Impact

We developed assessment criteria aligned with ESRS requirements and tailored to our organisation for the following dimensions:

- **Outward impact:** including the severity of the impact by the Group and the likelihood of the impact occurring;
- **Inward impact:** the impact of the topic on our strategic objectives; our ability to use natural resources and to rely on business relationships; our risk profile; our license to operate; our stakeholders' opinions; and decisions, and our legal compliance; and
- **Financial materiality:** the financial impact (risks and opportunities) of a sustainability topic in relation to our business. The following financial magnitude criteria were used to guide stakeholder scores: High Impact (in excess of £250 million); Medium Impact (£120-250 million); Low Impact (up to £120 million); None (£0), each on an annual basis. Each of these three impact dimensions were assessed across two time horizons:
 - Short- and medium-term: from 0 to 5 years; and
 - Long-term: more than 5 years.

Nested Materiality



Materiality Dimensions



Engaging Stakeholders

Engaging with stakeholders is key to ensuring an inclusive and balanced perspective on the impacts of sustainability topics. We spoke with stakeholders who can be considered 'affected stakeholders' and 'users of sustainability information' in accordance with the CSRD definitions. In 2023, we took a more targeted approach to engaging stakeholders, reducing the number of survey participants but performing more interviews among targeted stakeholder groups with expertise matching the topic short-list. In total, we engaged with more than 90 survey participants and hosted more than 15 interviews. Overall, we have engaged with more than 2,900 stakeholders since the start of our DMA journey in 2022.

Validation

Our external DMA partner guided a group of subject matter experts, Sustainability Managers, Heads of Sustainability and executives, including the Chief Sustainability Officer, in reviewing the impact of our material sustainability topics. This took into consideration the scope, impact and magnitude of each topic as well as affected stakeholders.

Following discussion, review and analysis, our DMA matrix was refined to better reflect our current understanding of impacts and validated by the Sustainability Leadership Team and other subject matter experts.

Double Materiality Matrix Insights

The outcome of our assessment is reflected in the DMA matrix below, which shows the relative position of each topic according to its outward and inward impact. The topics with the highest impact form the basis of BAT's sustainability agenda and reporting. The matrix also indicates the financial materiality of each topic, using colour codes to represent the financial magnitude criteria. Some of the key insights from the matrix are:

Unchanged: Harm Reduction remains a topic of high impact. Climate Change and Circular Economy remain areas of impact.

Removed: Sustainability Governance is no longer in the list of material topics on the basis that it now refers to the management of all our material topics.

New: Supplier Engagement is a new topic and reflects the importance of BAT's engagement with suppliers on sustainability matters.

Increased impact: Human Rights has increased both for inward and outward impact. Water has moved closer to Biodiversity and Ecosystems, increasing both in inward and outward impact.

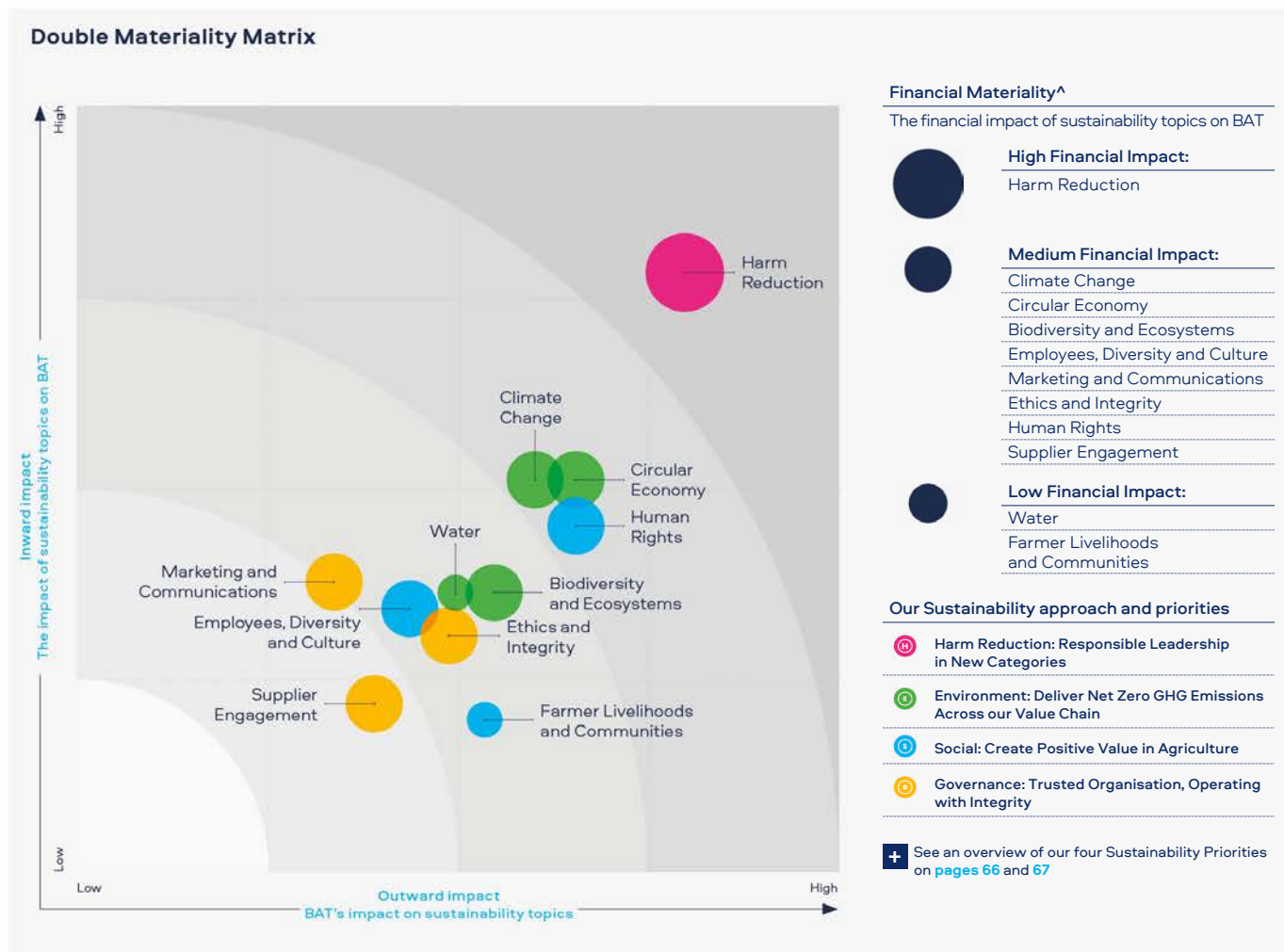
Next Steps – Defining our Action Plan

The outcomes of our 2023 Business Stakeholder Engagement, which included the 2023 DMA update, have been reviewed by the Main Board and Management Board. This plays an important role in setting our current and future sustainability strategy and ESG reporting framework. As we progress in our journey towards CSRD compliance, a key step is to identify, with support from external consultants, relevant disclosure requirements and data points for BAT under CSRD.

We will continue to evolve our approach to CSRD reporting in line with latest available standards.

Note:

^ Although financial materiality has been considered in the development of our Double Materiality Assessment (DMA), our DMA and any conclusions in this document as to the materiality or significance of sustainability or ESG matters do not imply that all topics discussed therein are financially material to our business taken as a whole, and such topics may not significantly alter the total mix of information available about our securities.



Sustainable Future

Double Materiality Assessment

Continued

Our Double Materiality Assessment identified 11 key topics – each comprising several sub-topics – as being material in terms of a) BAT's impact on society and the environment, and b) the impact of sustainability-related topics on BAT. These topics and sub-topics are listed here, along with where to find more information on them.

Material Topic	Topic Boundary
Harm Reduction See page 78 for details	The effects and risks on consumer and public health of our products, including their quality and safety. Sub-topics include: <i>Tobacco harm, Product risk, Nicotine, Product quality and safety standards, Personal safety of consumers*, Health and Safety*, Continuous negative health impact on consumers, Underage Access, Tobacco Harm Reduction through replacement of cigarettes with New Category Products for those who would otherwise continue to smoke</i>
Climate Change See page 80 for details	The effects of climate change (including business resilience) across our value chain and those derived from our emissions. Sub-topics include: <i>Energy consumption and efficiency, Air pollution, GHG emissions, Renewable energy transition, Decarbonisation, Energy consumption and efficiency*, Climate change mitigation and adaptation*, Energy sources and supply, Extreme weather and Air pollution*</i>
Circular Economy See page 82 for details	The design and sourcing of products, materials and packaging including end of life management. Sub-topics include: <i>Circularity (recyclability, reusability, resource use), Substances of concern, Microplastics</i>
Biodiversity and Ecosystems See page 84 for details	The biodiversity and ecosystems affected as a result of the processes used to source raw materials. The effects of changing natural systems on our operations including sourcing of raw materials. Sub-topics include: <i>Land degradation, Forest conservation, Land use change*, Sustainable/regenerative, Agricultural practices, Tobacco curing, Pulp and paper sourcing, Supply chain resilience, Climate change impacts, Soil pollution*/degradation, Land degradation*</i>
Water See page 86 for details	The consumption and stewardship of water resources, and discharges, across the value chain. The availability of sufficient volumes and quality of water across our value chain. Sub-topics include: <i>Water stewardship, Water consumption*, Waste water discharges*, Water withdrawals*, Water discharges*, Water pollution*, Water scarcity</i>
Employees, Diversity and Culture See page 88 for details	The culture and care for our employees, including diversity and inclusion, talent attraction and retention, equal pay for work of equal value and employee wellbeing and safety. Sub-topics include: <i>Employee wellbeing, Diversity and inclusion*, Talent attraction and retention, Remuneration, Health and safety*, Training and skills development*, Gender equality and equal pay for work of equal value*, Employee wellbeing* including work-life balance</i>
Human Rights See page 92 for details	The fundamental rights and labour conditions of farmers and workers in our supply chain. Sub-topics include: <i>Health and safety*, Child labour*, Modern slavery, Forced labour*, Standards in the supply chain and value chain, Freedom of association*, Collective bargaining*, Working conditions, Equality of treatment and opportunity</i>
Farmer Livelihoods and Community See page 94 for details	The socio-economic development of and support for farmers and tobacco-growing communities in areas where we operate. Sub-topics include: <i>Living income, Community impact, Crop and income diversification, Water and Sanitation* Hygiene (WASH), Women's empowerment, Rights of indigenous peoples*, Climate change resilience</i>
Marketing and Communications See page 96 for details	The marketing and communication of our products to retailers and consumers, including the influence we hold over how they are subsequently marketed by our partners. Regulatory compliance of our marketing, communication and sales activities. Sub-topics include: <i>Personal safety of consumers*, Underage access to and use of products, Product regulation and compliance, Education and information, Protection of children*, Responsible consumption, Transparency, Information-related, Impacts for consumers and/or end-users*, Access to (quality) information*, Access to product safety information, Responsible marketing practices*</i>
Ethics and Integrity See page 98 for details	The application of ethics and integrity in our direct operations and with our value chain partners, including how we engage with regulators, policy makers, and government officials. Sub-topics include: <i>Standards of Business Conduct, Anti-illicit trade, Tax transparency, Corruption and bribery*, Privacy, Cybersecurity, Supplier management*, Collaboration with law enforcement agencies, Lobbying, Transparent engagement and advocacy, Ethical Scientific Research</i>
Supplier Engagement See page 100 for details	The influence we hold with our suppliers of materials and services to reduce emissions and environmental impact of suppliers, and to ensure fair treatment of workers in the supply chain. The ethical governance of suppliers, including fair transactions and management of intellectual property. Sub-topics include: <i>Human Rights, Conflict minerals, Labour standards and working conditions, Adequate wages, Secure employment, Working time, Grievance mechanisms, Equity, diversity and inclusion, Training and skills development, Health and Safety, Supply chain resilience and business continuity plans, Fair transactions, Intellectual property, Environmental impact and emissions, Resource circularity, Material traceability and transparency</i>

Note:

* CSRD sub-topics.

Dynamic Materiality

Dynamic materiality is a continuous and evolving process that can be used to identify emerging and pertinent topics. In our 2023 assessment, dynamic principles have been incorporated throughout by using the horizon scan to identify growing trends and assess impacts in the long-term.

Dynamic shifts over time

- We expect the overall health impact of our portfolio to decrease over time and the impact of Harm Reduction on our business may also reduce in parallel.
- Our ambition is to reduce the risk of human rights infractions through our mitigation practices.
- Our ambition is for the circularity of our products to improve over time, hence our negative impact on circular economy could reduce over time. However, this is dependent on significant further product development and the implementation of changes in our processes and value chain.

- Restricting the underage use and appeal of Vapour products is increasingly becoming top of mind for many stakeholders, hence the inward impact of Marketing and Communication may increase over time as New Category products become a greater part of our portfolio.
- The current inward impact of Ethics and Integrity is significant but may reduce over time. We have an opportunity to strengthen due diligence and proactively move towards a positive outward impact.
- With rising global temperatures, the impacts of Climate Change will likely increase over time and our business will feel its effects on topics such as Biodiversity and Ecosystems, and Water.
- With new generations entering the workforce, we have an opportunity to grow our positive impact on Employees, Diversity and Culture.
- As we transition to New Category products, the inward impact of Farmer and Community Livelihoods is likely to reduce. Conversely, the importance of Supplier Engagement with non-leaf suppliers is expected to increase.

Next steps

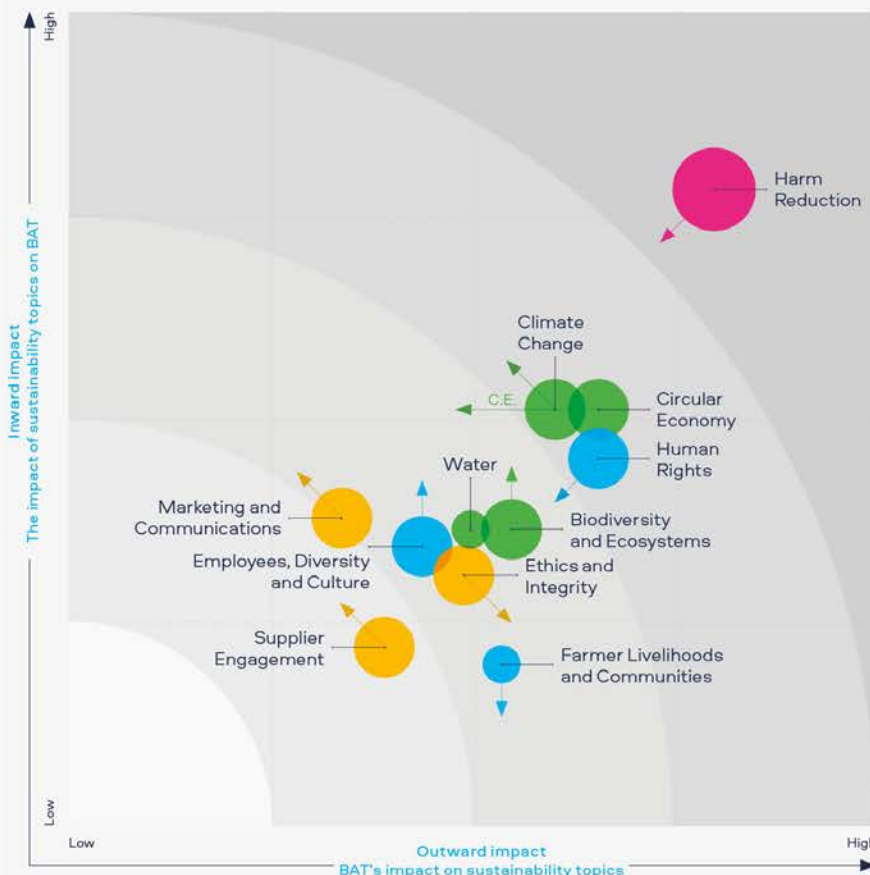
We will keep reviewing sustainability developments and regulations to ensure our materiality topics remain up to date for each reporting period.

+ Read more about the dynamic materiality outcomes of our DMA in the 'Stakeholder perceptions and key insights from our DMA' for each material topic from [pages 78 to 101](#)

Note:

[^] Although financial materiality has been considered in the development of our Double Materiality Assessment (DMA), our DMA and any conclusions in this document as to the materiality or significance of sustainability or ESG matters do not imply that all topics discussed therein are financially material to our business taken as a whole, and such topics may not significantly alter the total mix of information available about our securities.

Dynamic Double Materiality Matrix



Financial Materiality[^]

The financial impact of sustainability topics on BAT

- High Financial Impact:**
 - Harm Reduction
- Medium Financial Impact:**
 - Climate Change
 - Circular Economy
 - Biodiversity and Ecosystems
 - Employees, Diversity and Culture
 - Marketing and Comms
 - Ethics and Integrity
 - Human Rights
 - Supplier Engagement
- Low Financial Impact:**
 - Water
 - Farmer Livelihoods and Communities

Dynamic Materiality

How impacts may shift over time
Arrows indicate the expected direction of shift in the long-term

Our Sustainability Priorities

- Ⓜ** Harm Reduction: Responsible Leadership in New Categories
- Ⓧ** Environment: Deliver Net Zero GHG Emissions Across our Value Chain
- Ⓢ** Social: Create Positive Value in Agriculture
- ⓐ** Governance: Trusted Organisation, Operating with Integrity

+ See an overview of our Sustainability Priorities on [pages 66 and 67](#)

Sustainable Future

Harm Reduction



Ambitions	Metrics	2023	Status
<p>£5bn in revenue from New Category products by 2025</p>	Revenue from New Categories (up 15.6% in 2023) in £ billion	3.3	On track
<p>50m consumers of our Non-Combustible products by 2030</p>	Number of consumers of our Non-Combustible products in 2023, excluding Russia and Belarus (millions)	23.9	On track

+ Find out more:
Refer to the BAT 'Reporting Criteria' for a full description of key terms and definitions at bat/reporting.com

World-class science and due diligence

We invest more than £300 million a year in R&D to develop New Category products and establish substantiation for their reduced-risk potential. We also collaborate with global external researchers who bring independent and specialist expertise that enhance our internal capabilities.

Our multidisciplinary teams of scientists ensure our products meet high quality standards in line with our Product Stewardship Framework and Group Quality Policy Statement. Our Global Toxicology team provides expert advice on, and conducts toxicological and safety risk assessments of, ingredients and materials used in our products to ensure that they meet the standards required to bring our products to market.

We have published more than 198 scientific papers to date about our New Category products. We adhere to peer-review processes to ensure that we publish our research in reputable journals globally. As well as publishing our own research, our scientists continue to monitor and review external publications to gain a holistic view of the evidence base.

We are committed to sharing the outcomes in peer-reviewed journals to ensure that our studies, data, and conclusions are objectively reviewed by independent, third-party subject matter experts before they are published. We are also dedicated to making our research accessible and understandable to a wider audience.

Some recent examples of our scientific achievements include:

- A cross-sectional study¹ on our Vapour product, Vuse, which showed significantly better results for several biomarkers relevant to smoking-related diseases, such as cancer, chronic obstructive pulmonary disease, and cardiovascular disease, for those who switch exclusively from cigarettes to Vuse compared to those who continue to smoke.
- A cross-sectional study² on our Modern Oral product, Velo, which showed significantly favourable differences in several biomarkers of exposure and biomarkers of potential harm relevant to smoking-related diseases, compared to adult smokers, for those who exclusively used Velo for over six months.
- A submission of our Premarket Tobacco Product Application (PMTA) to the U.S. Food and Drug Administration (FDA) for our HP glo is undergoing the FDA's review process. An associated Modified Risk Tobacco Application (MRTPA), in support of proposed reduced exposure claims, was submitted in December 2023. According to the FDA, an MRTPA must demonstrate that the product will or is expected to benefit the health of the population as a whole.

Frameworks

GRI	This topic is not mapped by a specific GRI standard
SASB	FB-TB 260a.1, FB-TB-260a.2
PAI	This topic is not mapped by a specific PAI indicator

Our Impact

Inward impact: The global nicotine industry continues to grow. By investing in Research and Development (R&D) and engaging with our stakeholders to raise awareness around our New Category products, including their potential to help accelerate the reduction in smoking rates, we can build stakeholder trust and grow our market share in the nicotine space.

Outward impact: We encourage those who would otherwise continue to smoke to make the switch, by providing a range of satisfying smoking alternatives that are scientifically substantiated. We believe progressive, evidence-based regulation of alternatives, supported by meaningful enforcement, is key to reducing smoking rates faster. These regulations ensure that adult smokers have access to these alternatives, as well as the confidence to use them, knowing that they adhere to high product safety and quality standards.

Managing Impact

Tobacco Harm Reduction is at the core of our strategy to deliver A Better Tomorrow™ - Building a Smokeless World. We have set targets to migrate our consumers of combustible tobacco products to reduced-risk alternatives[†], which we are on track to achieve. In doing so, we intend to manage our combustibles business in a responsible manner, while also investing in R&D required to continue to develop smoking alternatives and engaging with our stakeholders to share our science and to promote Tobacco Harm Reduction (THR) as a public health strategy.

+ Read more about sustainability policies, procedures and standards on [page 72](#) and [73](#)

Our Actions in 2023

Accessibility to smokeless products

We know that adult smokers are more likely to switch to less risky alternatives^{††} when they find a product that meets their preferences and expectations. Therefore, we utilise our consumer insights and global R&D centres to deliver innovations that anticipate and satisfy consumer needs. We also collaborate with external partners and our corporate venture capital arm, Btomorrow Ventures (BTV), to gain early access to emerging technologies and trends.

In 2023, we recorded 23.9 million consumers of our Non-Combustible products, which include Vapour, Heated Products, and Modern Oral products.

We also recognise that having the right regulatory and market conditions in place, along with responsible industry practices, is key to ensuring the availability of and accessibility to reduced-risk alternatives^{††}. Therefore, we conduct scientific research to seek to obtain regulatory approval and consumer confidence for our products and science. We utilise our scientific research to engage with our stakeholders, including regulators, and to support regulatory processes, as well as to gain consumer confidence in our products. Over the course of 2023, we conducted stakeholder engagement across in approximately 100 markets with our research.

Robust Product Stewardship Across All Categories

Toxicology
Meeting our product standards

Consumer Protection	Business Safeguarding
Product Standards	Regulatory Engagement

Product Regulations
Ensuring regulatory compliance

Regulatory Intelligence & Impact	Assessment
Device & Chemical Compliance	Regulatory Reporting

Standards and regulation

We support the development and implementation of coherent and proportionate regulation and standards for New Category products, based on scientific evidence. We engage with regulators, policymakers, and standard-setting bodies to share our research, as well as insights on THR and New Category products. We operate and submit data and information to the relevant authorities as required.

The appointment of our new Director, Research and Science, James Murphy, marks the next chapter for BAT's scientific research. Over the course of 2023, we continued to advocate for THR as a public health strategy and the importance of science-based regulation in reducing smoking rates.

Examples of our engagement and compliance activities in 2023 include:

- Throughout the year, our Chief Executive and our Chief Strategy & Growth Officer shared our approach to THR in the UK media, calling for better regulation of vapour products.
- In response to the UK government's Tobacco and Vapes Bill announced in November 2023, our UK business ran a major, proactive media campaign to demonstrate its support for the UK government's 'smoke-free' ambition. The campaign called for images and flavours targeting the underage to be banned and for vaping product sellers to be licensed.

- The creation of the Corporate and Regulatory Affairs function to help facilitate external engagement with our stakeholders, including regulators and policy makers. Through this new function, we will take a more proactive role in sharing our scientific research and insights to support the development of regulations concerning our New Category products.

- In Greece, successfully obtaining the approval to make the claim that our Heated Product, glo, supports THR, based on the evidence that it produces a lower concentration of toxicants in emissions than cigarettes.

Lessons Learnt

We believe that a science-based dialogue that includes all stakeholders – from regulators and policymakers to consumers and the industry - is key to developing the effective policies needed to accelerate the reduction in smoking rates.

A progressive regulatory environment that leverages smokeless alternatives as THR tools encourages adult smokers who would otherwise continue to smoke to switch completely to scientifically substantiated, reduced-risk alternatives.*† As the science and evidence to substantiate these products continue to develop, we hope to see more countries introducing progressive regulation, reducing smoking rates faster and accelerating New Category products' growth.

What's Next?

- Continuing to focus our efforts on reducing the health impacts of our business through our reduced-risk products*†;
- Publishing our A Better Tomorrow™ Science compendium report;
- Tackling nicotine misconception as a renewed focus; and
- Advancing the scientific understanding of our reduced-risk*† alternatives to help demonstrate their role in reducing smoking rates more quickly.

Stakeholder perceptions and key insights from our DMA



What do our Stakeholders Think About Harm Reduction?

Our stakeholders see this topic as crucial for the success of our business. Uncertainty about the future of New Categories and the associated regulatory risks were some of the concerns raised by stakeholders, which is why we must continue to work on R&D and engage with regulators.

How Will the Material Impact of Harm Reduction Shift Over Time?

With the shift towards New Category products, we believe the health impact of our portfolio is likely to reduce over time and the impact that this topic has on our business may also reduce accordingly.

Notes:

* Based on the weight of evidence and assuming a complete switch from cigarette smoking. These products are not risk free and are addictive.

† Our Vapour product Vuse (including Alto, Solo, Ciro and Vibe), and certain products, including Velo, Grizzly, Kodiak, and Camel Snus, which are sold in the U.S., are subject to FDA regulation and no reduced-risk claims will be made as to these products without agency clearance.

1. Haswell, L.E., Gale, N., Brown, E. et al. Biomarkers of exposure and potential harm in exclusive users of electronic cigarettes and current, former, and never smokers. Intern Emerg Med 18, 1359–1371 (2023). <https://doi.org/10.1007/s11739-023-03294-9>. The study focused on self-reported exclusive users of commercially available Vuse ePod or Vuse ePen3. Thus, references to "Vuse" in the context of the study means either Vuse ePod or Vuse ePen3.

2. David Azzopardi, Linsey E. Haswell, Justin Frosina, Michael McEwan, Nathan Gale, Jesse Thissen, Filimon Meichanetzidis & George Hardie (2023) Assessment of biomarkers of exposure and potential harm, and physiological and subjective health measures in exclusive users of nicotine pouches and current, former and never smokers, Biomarkers, 28:1, 118-129, DOI: 10.1080/1354750X.2022.2148747

Sustainable Future

Climate Change



Targets	Metrics	2023	Status
50% reduction in Scope 1 and 2 GHG emissions by 2030 ¹ (vs 2020 baseline)	% reduction in Scope 1 and 2 CO ₂ e emissions vs 2020 baseline	33.1	On track
50% reduction in Scope 3 GHG emissions by 2030 ¹ (vs 2020 baseline)	% reduction in Scope 3 CO ₂ e emissions in 2022 vs 2020 baseline	12.5	On track
50% renewable energy use by 2030	% of renewable energy consumption within the organisation	38.1	On track

+ Find out more:
Refer to the BAT 'Reporting Criteria' for a full description of key terms and definitions at bat.reporting.com

Renewable energy

Our target is to use 50% renewable energy³ by 2030 in our direct operations. In 2023, 38.1% of our direct energy usage came from renewable sources, an increase of 5.2 ppts from 2022. 37 of our operations sites are purchasing 100% renewable electricity and 29 were generating renewable energy on-site from solar technology. This generation replaces standard grid electricity that otherwise would have been required, and avoids approximately 5,000 tCO₂e.

Our key initiatives in 2023 included the expansion of:

- On-site solar panels to a number of sites, including Nigeria, Italy, Chile, Fiji and Samoa, producing approximately 963 MWh of renewable electricity. In Türkiye, we installed a 6.5MWp off-site solar facility, capable of generating 10,000 MWh per year. Once it becomes fully operational, it will produce the equivalent of the average electricity consumption of around 3,700 UK homes⁴.
- Renewable energy purchases in Bangladesh, Nigeria, Pakistan and the U.S.

Increasing the use of renewable energy in our direct operations (GWh)



+ For more information and a breakdown of our energy usage see our [ESG Performance Data Book](#)

Reducing fleet emissions

In 2023, our vehicle fleet accounted for approximately 21% of our Scope 1 and 2 GHG emissions.

As set out in our Green Mobility Standard, we are seeking to reduce associated emissions through several initiatives, such as optimising travel routes to enhance road safety and fuel efficiency, as well as switching to lower emissions vehicles, where possible. In doing so, we have reduced fleet emissions by around 19%.

Frameworks

GRI	GRI 302-1, 302-3, 302-4, 305-1, 305-2, 305-3, 305-4, 305-5
SASB	FB-AG-110a.1, FB-AG-110a.2, FB-AG-110a.3, FB-AG-130a.1, FB-AG-430a.3
PAI	1, 2, 3, 5, 6, E4, E5
TCFD	Strategy, Risk Management, Metrics and Targets

Our Impact

Inward impact: The effects of climate change such as rising temperatures, changes in precipitation and extreme weather events can threaten our ability to secure the natural resources we need to run our business.

Outward impact: We have an impact on climate change through our operations sites and reliance on natural resources. Reducing GHG emissions and mitigating climate change risks will require fundamental shifts in the way we operate our businesses.

Managing Impact

Our approach to managing Climate Change impacts is shaped by our climate strategy, which is aligned to our Group Environment Policy, as well as our Climate Change and Energy Standard. We continue to drive progress towards our near-term 2030 science-based targets across Scope 1, 2 and 3 emissions, through which we aim to achieve Net Zero GHG emissions across our value chain by 2050 at the latest.

+ Read more about sustainability policies, procedures and standards on [page 72](#) and [73](#)

Our Actions in 2023

Scope 1 and 2: decarbonising our operations

We have invested £24 million in emission and energy reduction projects across 67% of our operations sites. These projects included replacing carbon intensive assets with low-carbon alternatives such as wood pellet biomass boilers in South Korea and waste wood biomass boilers in Germany. From these initiatives we expect an estimated reduction in absolute emissions of over 6,500 tonnes of CO₂e. We have also developed a '10 Golden Rules Programme' to standardise how we run energy efficiency practices across our sites. We continued to roll out this programme to 20% of our manufacturing sites. Our factory in Casablanca, Chile was our first operational site to fully adopt the programme, reducing energy consumption by 7% versus our 2020 baseline. Our target is to be carbon neutral in our direct operations by 2030. In 2023, 36% of our operational sites were carbon neutral. Each site must have demonstrated a track record of actual emission reductions to be classified as carbon neutral. As noted in our Climate Change and Energy Standard, we supplement actual emission reduction with the purchase of verified credits² to offset remaining residual emissions.

Scope 3: engaging with our Value Chain

Scope 3 emissions represent more than 90% of the Group's GHG emissions. To reach our near-term Scope 3 reduction target, we are focusing our efforts on our most carbon-intensive areas: our largest direct and indirect suppliers of goods and services, and purchased tobacco.

Collaborating with direct and indirect suppliers

Group-wide, we have more than 34,000 direct and indirect suppliers whose emissions accounted for circa 50% of our Scope 3 inventory, contributing to a total of 3,000,000 tCO₂e.

We are working with them to reduce their emissions by enhancing our standards, collecting and sharing data, and supporting them to set their own Science-Based Targets (SBTs).

We aim to have 20% of suppliers of purchased goods and services by spend to set SBTs by 2025. By the end of 2023, we were more than halfway to achieving this goal, with 15% of suppliers having SBTs in place.

+ Read more on supplier engagement on Climate Change on [page 100](#)

Collaborating with tobacco leaf farmers

Purchased tobacco accounted for about 23% of our Scope 3 GHG emissions, contributing 1,402,000 tCO₂e in 2022. The majority of these emissions came from fuels used in the processes to cure tobacco leaves.

We are helping farmers to reduce emissions from farming activities by introducing new curing technologies, alternate fuel sources, new fertilisers with lower emissions and 'carbon-smart' practices.

Our carbon-smart farming programme aims to reduce emissions from farming activities and remove carbon from the atmosphere through reforestation and reduction in soil disturbance. We are implementing this programme in our Leaf Operations in Brazil, Bangladesh, Mexico, Pakistan and the U.S., which represent the highest directly contracted tobacco volumes.

In 2023, we reduced the use of coal for tobacco curing in our supplier-purchased tobacco to 3.3% after eliminating coal and replacing it with biomass in our Leaf Operations in China and Vietnam in 2022. Overall, in 2023, there has been further replacement of the remaining coal in our tobacco supply chain with renewable fuels.

+ See our TCFD report on [page 102](#) for the complete breakdown of our GHG emissions and for our Climate Change Strategy

Lessons Learnt

We have made steady progress towards our emissions reduction targets, but we also face challenges. For instance, accessing new technologies and renewable energy sources can be challenging and costly in some countries. Therefore, we need to work with external partners and third parties to find the most efficient solutions.

While we continue to foster engagement with our suppliers on the importance of quality data, we continue to face challenges related to data availability and accuracy. We also recognise that carbon smart farming techniques can be costly and complex to implement, especially for small farmers. Therefore, we will continue to work with external partners to develop carbon smart farming techniques that are suitable for different contexts.

What's Next?

- Continuing to explore and implement carbon reduction and energy efficiency initiatives such as the expansion of our global intermodal logistics network, the use of biofuels and Power Purchasing Agreements (PPAs);
- Reviewing our approach to carbon neutrality; and
- Building on our near-term targets, we will submit our long-term Net Zero GHG emissions targets, and Forest, Land and Agricultural (FLAG) near-term and long-term Net Zero GHG emissions targets to the SBTi. These targets will be in-line with a 1.5-degree warming pathway.

+ For more information about our targets see TCFD reporting on [page 102](#)

Stakeholder perceptions and key insights from our DMA



What do our Stakeholders Think About Climate Change?

Our stakeholders are watching this topic keenly, and have emphasised the importance of meeting the targets we have set. The impact of climate change on our operations is expected to remain stable, but stakeholders expect to see increased engagement with our suppliers on this topic.

How Will the Material Impact of Climate Change Shift Over Time?

Supported by the resilience of our supply chain, we currently experience limited disruptions resulting from climate change. However, the impacts of climate change will likely increase over time regardless of mitigations (if globally a 1.5 degree warming pathway is not achieved) and our operations will likely experience an impact on topics such as biodiversity and ecosystems and water. Therefore, we will continue to put considerable focus on this material topic.

Notes:

1. Compared to a 2020 baseline. Comprises 50% reduction in Scope 1 and 2 and 50% reduction in Scope 3 GHG emissions, where Scope 3 emissions target includes purchased goods and services, upstream transportation and distribution, use of sold products and end-of-life treatment of sold products, which collectively comprised >90% of Scope 3 emissions in 2020. Due to the complexity of consolidating and assuring Scope 3 data from our suppliers and value chain, we report Scope 3 data one year behind other metrics. In 2022, we have further enhanced our Scope 3 calculation methodology and data precision leading to the reporting periods 2020 and 2021 being restated accordingly. Refer to the BAT 'Reporting Criteria' for our full methodology: bat.com/reporting.
2. BAT's carbon neutral sites are externally verified as adhering to internationally recognised standards / carbon neutrality methodologies, such as PAS 2060. Purchased carbon credits are verified by third parties, such as VCS, Gold Standard and American Carbon Registry. They offset residual emissions for which immediate plans do not offer financially viable and/or real emission reductions.
3. Renewable energy includes: Energy generated from renewable fuels at our sites (e.g. wood fuel, biomass fuels) and in fleet vehicles, owned or leased (e.g. biodiesel); Purchased renewable electricity, hot water and steam; and Renewable energy generated on site using non-fuel technology (e.g. with photovoltaic installations or solar water heaters).
4. Calculated using Ofgem estimate of a medium household electricity band 2,700 kWh.

Sustainable Future

Circular Economy



Targets	Metrics	2023	Status
<p>25% reduction in waste generated in own operations by 2025 vs 2017 baseline</p>	% of reduction in waste generated	28.2	Achieved
<p>100% packaging to be reusable, recyclable or compostable by 2025</p>	% of packaging that is reusable, recyclable or compostable	94	On track
<p>30% average recycled content across all plastic packaging by 2025*</p>	% share of recycled content in plastic packaging	1.15	Not on track

+ Find out more:
Refer to the BAT 'Reporting Criteria' for a full description of key terms and definitions at [bat/reporting.com](https://bat.reporting.com)

Frameworks

GRI	GRI 306-1, GRI 306-2, GRI306-3, GRI-306-5a
SASB	This topic is not mapped by a specific SASB standard
PAI	9, E13, E9

Our Impact

Inward impact: Consumer demand for more circular products continues to rise. Regulators are also increasingly introducing measures that hold manufacturers accountable for managing the impact of their products' full life cycle. Extended producer responsibility schemes are prime examples of such initiatives.

Outward impact: Our business relies on the ability to access raw materials. This includes products and their packaging across all our categories. In addition to cigarette butts, we acknowledge that the waste generated from New Category products has a negative environmental impact.

Managing Impact

Our approach to circular economy is set out in our Circular Economy Position Statement. It focuses on mitigating the environmental impacts of our current and future product portfolio, guided by our strategic priorities:

- **Simplify** product and packaging design to improve recyclability and reduce the use of virgin materials and finite resources;
- **Maximise** the longevity of our products to improve the experience for our consumers; and
- **Recover:** Minimising waste through increased product recovery, reusability and recycling.

We monitor progress through our circularity targets and carry out life cycle analysis (LCA) across our products to identify areas for further improvement.

+ Read more about sustainability policies, procedures and standards on [page 72](#) and [73](#)

Our Actions in 2023

Fostering circularity in R&D process

In 2023, we began formally embedding our three strategic priorities within our Product Lifecycle Management (PLM). This approach requires an assessment of the environmental impact (CO₂e-based) across all development phases of our products from the early stages of R&D, informing materials and components selection.

We also developed and piloted a Green Design Tool, in collaboration with a sustainability consultancy, to equip our product development teams with a screening tool to compare the CO₂e impact of different materials and components and inform early design decisions. The pilot was successfully completed and we plan to deploy it across New Categories R&D in 2024.

Reducing product-related waste

Our progress in 2023 is detailed below.

Vapour: We reduced the pack profile of our Vapour refills; removed plastic film from all of our products, plastic trays from our device kits, and silicone caps from our pods. These initiatives saved approximately 380.75 tonnes of plastic globally since 2022.

Heated Products (HPs): We made a number of changes across the Group. For example, our glo device packaging can now be recycled, wherever local facilities exist and assuming consumers properly recycle them. In glo devices and starter kits, we removed the polypropylene device overwrap and replaced plastic trays with a pulp-based alternative.

We also reduced the size of the boxes for devices, saving approximately 250 metric tonnes of paper and other wood fibre materials, and achieving a 58% reduction in CO₂e footprint for starter kit packaging, in comparison to 2022.

Modern Oral: All our Velo cans are now 100% recyclable, where local facilities exist and assuming consumers properly recycle them. In the UK and Ireland, they are composed of 91% recycled plastic (mass balance approach). In Sweden, we are piloting recyclable mono-material sachets with refillable cans. In addition, in Sweden and Denmark, our 'Lyft premium' brand now uses 83% bio-based plastic (mass balance approach).

Cigarettes and Consumables for Heated Products: Our two most significant 2023 packaging design projects were:

- In AME, in cigarettes and HP consumables packaging, we replaced all aluminium foil and metallised paper inner bundles with paper inner bundles that can be recycled where facilities exist. This has reduced CO₂e emissions by approximately 84,000 tonnes and improved our material recyclability by around 2% since the start of the project in 2022; and
- Across all regions for cigarettes packaging boards and for HP packs in AME and APMEA, we reduced the weight, which resulted in emissions reductions of approximately 10,600 tonnes in 2023.

Both projects achieved their associated CO₂e emissions reduction targets for 2023 and are on track to achieve 2024 targets.

Other Tobacco Products (OTP): We are working on converting all non-recyclable plastic laminate pouches and standing bags to recyclable plastic. Our ambition is to have this portfolio migrated to recyclable plastic by 2025.

End-of-life Treatment

Butt littering and disposal of New Category products are two key challenges. We seek to address these issues in a number of ways, including consumer education, Take-Back schemes and partnerships.

Tackling cigarette butt littering

We support education campaigns and work with consumers to encourage responsible disposal. For example, in collaboration with local Ministries of Environment, our 'Small Actions, Big Crimes' programme has been rolled out in a number of Markets in Southeast Europe. In Italy, we expanded the programme to four more cities in 2023, which included distributing more than 30,000 recyclable plastic pocket ashtrays and reusable ashtrays. An average reduction of 59% in littering from cigarette butts was seen during the campaign period.

In Greece, we extended the programme to Naxos, after its launch in Rafina in 2021. Through a combination of awareness raising initiatives and specifically designed bins and signage for cigarette butt disposal, over 255,000 cigarette butts have been collected across the two locations since November 2021.

The use of technology was the key to this campaign: the combination of monitoring satellite data interpreted with artificial intelligence systems made it possible to measure the potential impact in cities before and after implementation, as well as the provision of useful data to local authorities for managing butt litter.

Take-Back schemes

We continue to support the responsible disposal of our New Category products in a number of ways, depending on the local infrastructure and regulatory environment. We utilise our own stores and third-party retail outlets through our own Take-Back schemes, as well as existing local electrical return and recycling schemes.

Partnerships and pilots

We are collaborating with various partners to bring new technologies to reduce the environmental impact and increase the circularity of our product portfolio.

Over the course of 2023, we have been working with Ocean Plastics Technologies, a community-based waste plastic recycling solution in South Africa on a vapour pod recycling pilot. Once it is launched, the project is expected to recycle approximately 250,000 pods per month and create an estimated 16 jobs per recycling container.

We also partnered with FlexSea, a sustainable packaging company, exploring technologies that could improve future packaging and product development to help make progress towards our sustainability targets while delivering competitive benefits.

Reducing Operational Waste

Our Global Waste Centre of Excellence (CoE) applies our Integrated Work System tool to identify and address our 'waste top losses'.

In 2023, we achieved a 28.2% reduction in waste generated. This means that we exceeded our target of a 25% reduction in waste generated (vs our 2017 baseline), two years ahead of schedule. This was driven by various waste-reduction activities, such as improvements in machinery efficiency and material management. We are committed to maintaining our target and exploring further waste reduction initiatives within our direct operations.

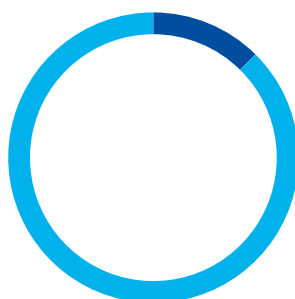
Our target is to achieve a 90% recycling rate of waste generated within our direct operations by 2025. This year, our waste recycling rate increased to 87.6%, driven by waste segregation and recycling programmes across our operations sites.

In addition, 68.8% of our operations sites achieved zero waste to landfill, placing us on track to achieve our target of <1% waste going to landfill by 2025.

Tackling waste in our direct operations

115

Total waste generated (thousand tonnes)



Total waste disposed (thousand tonnes)	14.3
Total waste recycled (thousand tonnes)	100.7

On the scientific innovation side, our R&D team developed a process for removing nicotine from waste to levels that are below the hazardous waste limits set in the UK, with the view to testing its commercial viability in managing waste with nicotine content.

For more performance metrics and operational data refer to the BAT 'ESG Performance Data Book' on bat.com/sustainabilityreporting

Lessons Learnt

Our ability to monitor progress across our product portfolio is facilitated by our Life Cycle Assessment and Green Design Tool. While we continue to demonstrate progress in most of our circular economy targets, our efforts are hindered by global shortages in key materials, such as food-grade post-consumer resin. This scarcity has impacted progress against our 30% average recycled content target*.

Addressing this challenge requires collaborative efforts across industries, supported by changes in government policies to enhance the accessibility of this material. We will continue to engage with our stakeholders, explore alternative solutions, pilot new ideas, with a view to incorporating materials that can be widely recycled across our markets.

What's Next?

- Developing a Sustainability Design Manifesto, which will inform our product design in line with our circular economy strategic priorities;
- Working with our network of partners to leverage technologies that will improve the circularity of our products and packaging;
- Working with suppliers to foster collaboration and access to recycled content; and
- Working with start-ups and established waste management companies to focus on finding solutions for device and battery recycling.

Stakeholder perceptions and key insights from our DMA



What do our Stakeholders Think About Circular Economy?

Our stakeholders see this topic as challenging due to the growth of New Category products, and stakeholders stressed that we must make further progress on this front. They also think that its impact on our business is high due to rising consumer expectations and stricter regulations in this area.

How Will the Material Impact of Circular Economy Shift Over Time?

Our goal is to improve the circularity of our products and packaging over time and, as such, we expect our impact on this topic to reduce accordingly. However, this will depend on significant investments in R&D and adoption of emerging innovations, as well as the availability of local infrastructure.

Moreover, the results of our DMA revealed that upcoming environmental and reporting regulations present a material risk from a regulatory perspective - one that will require significant investment over time to manage effectively.

Note:

1. 'Mass balance' is an accounting principle that matches inputs (such as plastic waste) with outputs from a recycling or production process, to determine the recycled content (source: zerowasteurope.eu).

Sustainable Future

Biodiversity and Ecosystems



Targets ¹	Metrics	2023	Status
Deforestation and Conversion Free tobacco supply chain by 2025 (vs 2021 baseline)	% of wood used in Thrive Supply Chain ¹ with Deforestation and Conversion Free (DCF) status	96.5	■ On track
Deforestation Free pulp and paper supply chain by 2025	% of pulp and paper materials sourced with low risk of deforestation	69.3	■ On track
Forest Positive in our tobacco supply chain by 2025 (vs 2021 baseline)	Hectares of forests planted for conservation and for Forest Positive	68.8	■ On track

+ Find out more:
Refer to the BAT 'Reporting Criteria' for a full description of key terms and definitions at [bat/reporting.com](https://bat.com/reporting.com)

Frameworks

GRI	GRI 304-1, 304-2
SASB	FB-AG-430a.3, FB-AG-430b.1, FB-AG-440a.1
PAI	7, E15
TNFD	Strategy, Risk Management, Metrics and Targets

Our Impact

Inward impact: Deforestation, soil pollution and biodiversity loss can cause environmental disruptions and increase production costs.

Outward impact: Our business operations, including conventional agricultural practices, rely on the use of natural resources, such as forest products, soil and water. Failure to preserve and protect the biodiversity where we operate could negatively impact ecosystems, as well as farmers and communities.

Managing Impact

Our approach to protecting biodiversity and ecosystems is embedded in our Group Environment Policy and Biodiversity Statement. These set out our principles for minimising and mitigating our environmental impacts. Further, we manage the impacts from our activities and sites through our Soil and Groundwater Protection Standard, which sets out requirements for preventing and handling contamination issues. Our target is to have Deforestation Free tobacco, pulp and paper supply chains by 2025.

In our tobacco supply chain, we aim to make a net positive impact on forests by 2025 by planting more hectares of forests than we use. In our direct operations, following the geospatial Biodiversity Risk Assessment (BRA) we conducted in 2023, we aim to have Biodiversity Management Plans (BMPs) in high-risk manufacturing sites identified by 2025, with the view to reducing and mitigating the impacts of our continued operations on the land and the surrounding areas.

+ Read more about sustainability policies, procedures and standards on [page 72](#) and [73](#)

Our Actions in 2023

Managing biodiversity in our direct operations

In 2023, with the aid of a specialist consultancy, we expanded the scope of our BRA to assess our direct operations against the nine biodiversity risk indicators and identified 22 high priority sites. In 2024, we will be rolling out training to all sites and implementing BMPs to high priority sites to mitigate risks they pose.

+ For more information, including our high priority sites, see TNFD report on [page 117](#) and our 2023 Biodiversity Risk Assessment at bat.com/biodiversity

Working towards positive impact

Working towards a net positive impact on forests is a key component of our approach to biodiversity. In 2023, the Group's own Leaf Operations and strategic third-party suppliers delivered training through farm visits, online training and communication materials.

In line with the Science Based Targets Network (SBTN)-recommended AR3T mitigation hierarchy framework, we seek to reduce current and avoid future impacts as a first step to preserving natural capital. In order to do so, we aim to have 100% of the wood used in our tobacco supply chain to be Deforestation and Conversion free.

Managing compliance through our Biodiversity Operational Standard:

We launched a Biodiversity Operational Standard for Tobacco Farming (BOS) in 2023 which sets operational requirements for the Group's own Leaf Operations and provides guidance to our third-party leaf suppliers. It covers forest and biodiversity

management, natural ecosystems conversion, agrochemical use, and soil and water management. More than 1590 people, including 100% of our field technicians, were trained on our biodiversity standard in 2023. Here are some key actions and procedures that we undertake to help ensure all farmers in our tobacco supply chain are complying with the BOS.

Managing primary native forests: We support our directly contracted farmers through training and provide them with tree saplings to use as part of their sustainable fuel sources for tobacco curing. Such sources include other alternative fuels and methods like biomass, sun and air curing. We ask our third-party suppliers to do the same. In 2023, 47% of our contracted farmers used alternative biomass fuels for tobacco curing.

Protecting forests in partnership with farmers and suppliers: We conduct regular and unannounced farm visits in our directly contracted farmers and undertake due diligence before contracting with a new farmer. Remediation is put in place in case of any deforestation or conversion case and we ask our third-party suppliers to take equivalent steps.

We monitored 100% of our directly contracted farmers in 2023 for deforestation and natural ecosystems conversion. We also trained our farmers and Field Technicians on best practices for resource preservation, such as the use of sustainable wood for tobacco curing, forest conservation, biodiversity, integrated pest management and soil and water management. In 2023, 458,017 attendees were reported to have received this training.

Additionally, we deployed BMPs to mitigate risks in farms identified as high risk from our BRA. Out of the eight Leaf Operations assessed, more than 500 farmers in six Leaf Operations were required to have BMPs implemented. We also partnered with universities to conduct third-party assessments on the sustainability and traceability of the wood used in Brazil and the presence of biodiversity risk in Mexico.

Supporting biodiversity and natural capital: Our Global Leaf Agronomy Development Centre continues to work on integrated pest management strategies, which are then adopted for local implementation by our Field Technicians who deploy them to local farmers. Ongoing developments include selecting disease-resistant tobacco varieties and using biological control strategies that can lead to a reduction in the use of agrochemicals.

Reducing agrochemical usage: We only use locally approved agrochemicals with the lowest possible toxicity according to the World Health Organization (WHO) classification, avoiding any highly hazardous pesticides. We monitor adherence to our agrochemical standard from crop planning to the final packed leaf.

In 2023, it was reported via our Thrive assessments that 81% of tobacco hectares in our Thrive Supply Chain¹ had best practice soil and water management plans in place.

Promoting best practice in soil management:

In 2023, 93.3% of farmers in our Thrive Supply Chain¹ were growing other crops - such as rice, corn, vegetables, wheat and soy - in addition to tobacco. We also focus on improving crop yield and reducing land impact by using sustainable agriculture practices and tobacco varieties with higher yield. In Kenya, we improved our yield by 18% from 2021 to 2023, which reduced the need for 449 hectares of land. In Brazil, we improved our yield by more than 30% since 2010 and reduced the need for more than 12,000 hectares of land.

+ For more information about our Biodiversity Operational Standard, see TNFD report on [page 117](#)

Sourcing responsibly

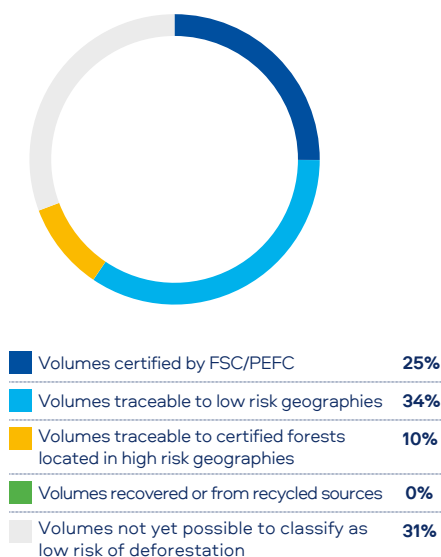
In our paper and pulp supply chain, we work with suppliers who can demonstrate that material is sourced with low risk of deforestation.

We have aligned our due diligence approach to the Accountability Framework initiative (AFI) in preparation for SBTN and TNFD requirements. Our approach includes:

- Enabling material traceability to origin;
- Identifying, assessing and managing risks throughout our paper and pulp supply chain; and
- Establishing guidelines for supplier selection and performance management.

This due diligence approach will support our management of material deforestation risks, as well as our understanding of our suppliers' capabilities and implementation of deforestation-free standards and commitments.

Breakdown of pulp and paper volumes under assessment (%)



In 2023, we assessed 77% of our pulp and paper materials. Of the 77% assessed, 90% were established as sourced with low risk of deforestation. This means that, in 2023, 69.3% of our pulp and paper materials were identified as sourced with low risk of deforestation according to the following assessment criteria:

- 25% of the volume was certified by the Forest Stewardship Council (FSC) or by the Programme for the Endorsement of Forest Certification (PEFC);
- 34% of volume was traceable to low risk geographies;
- 10% of volume was traceable to certified forests located in high risk geographies; and
- No volume (0%) was recovered or from recycled sources.

31% of volume was not assessed in 2023; hence not yet classifiable as low risk of deforestation. We will continue working with our suppliers to increase the coverage of our assessment of pulp and paper volumes in scope of our programme, targeting 100% of volume by the end of 2024.

Lessons Learnt

Manufacturing processes for New Category products and cigarettes are different. It is clear that we need to better understand the impact of our non-leaf supply chain on biodiversity, particularly as volumes grow.

Additionally, there is no single, up-to-date data set that covers all the information required to understand biodiversity impacts across our business. To address this, we are conducting pilot programmes in collaboration with start-ups, exploring innovative ways to more accurately quantify impacts and monitor the state of nature.

Outside the tobacco supply chain, availability and quality of data is a common issue. To tackle this issue, we are collaborating with CDP to build supplier capability and improve access to supplier data on climate, forest and water to help us better understand our upstream dependencies and impacts.

What's Next?

- Preparing to set nature targets aligned to the Science-Based Targets Network (SBTN) and to align with the Taskforce on Nature-related Financial Disclosures (TNFD) as well as FLAG guidance in 2024; and
- Creating a 10-year strategic roadmap to promote nature-positive leadership.

Stakeholder perceptions and key insights from our DMA



What do our Stakeholders Think About Biodiversity?

Our stakeholders think that protecting biodiversity and ecosystems is crucial to protecting our crop yields, and stakeholders acknowledge our work to mitigate our biodiversity impacts. While many stakeholders see biodiversity and water as intrinsically linked topics, some stress the importance of considering these topics separately to optimise our activities.

How Will the Material Impact of Biodiversity Shift Over Time?

Our turnover relies on tobacco as an agricultural commodity and, as such, changes to biodiversity and ecosystems and climate change will likely create further challenges over time. This may include impacts to the cost and availability of raw materials. Moreover, incoming legislation and more stringent standards such as the TNFD are likely to put more pressure on the business. We are already taking steps in that regard, such as setting out our approach to TNFD in this year's reporting.

Notes:

1. Our ambitions cover all tobacco we purchase for our products ('tobacco supply chain'); which is used in our combustibles, Traditional Oral and Tobacco Heated Products. Our metrics, however, derive data from our annual Thrive assessment, which includes our directly contracted farmers and those of our third-party suppliers, which represented over 94% of the tobacco we purchased by volume in 2023 ('Thrive Supply Chain').

† Definitions:

Conversion: Change of a natural ecosystem to another land use or profound change in a natural ecosystem's species composition, structure, or function.

Deforestation: Loss of natural forest as a result of i) conversion to agriculture or other non-forest land use; ii) conversion to a tree plantation; or iii) severe and sustained degradation.

Forest Positive: To be considered 'Forest Positive' a forest should be planted for conservation purposes. Further, the area must be monitored at least one year after the planting date, to verify the survival rate quantification of the area planted and the number of trees that have become viable

+ Refer to the BAT 'Reporting Criteria' for a full description of key terms and definitions at [bat/reporting.com](https://www.bat.com/reporting)

Sustainable Future

Water



Targets	Metrics	2023	Status
35% reduction in water withdrawn by 2025 vs 2017 baseline	% reduction in water withdrawn vs 2017 baseline	39.2	☑ Achieved
100% operation sites Alliance for Water Stewardship certified by 2025	% operations sites Alliance for Water Stewardship (AWS) certified	68.8	🟡 On track
30% of water recycled by 2025	% of water recycled	24.4	🟡 On track

+ Find out more:
Refer to the BAT 'Reporting Criteria' for a full description of key terms and definitions at [bat/reporting.com](https://bat.com/reporting.com)

In 2023, some of our tobacco sourcing areas in 18 countries - including India, Chile and Türkiye - which are located in water-stressed areas, estimated 18.5% of the tobacco we purchased in 2023 came from these areas, where we seek to work with farmers to optimise and reduce crop water usage.

Water stewardship across our direct operations

We aim to ensure all our sites comply with our water withdrawal and discharge guidelines and follow our Water Roadmap, which links to the Alliance for Water Stewardship (AWS) process. We continue to invest in water efficiency and recycling projects to eliminate water losses, reduce water withdrawn and replace fresh water with recycled water, where possible. For example, by replacing water-cooling systems with more efficient dry coolers in our factory in Samsun, Türkiye, we reduced our withdrawn water by approximately 20,000m³ annually. We also invest in water treatment technologies to improve the quality of our water discharged and increase water recycling. Through these initiatives, we achieved a 39.2% reduction in water withdrawn (vs 2017 baseline), surpassing our 2025 target of 35% two years ahead of schedule.

70%
of our operations sites reduced water withdrawn by recycling water on site to date.

In addition, 34% of our operations sites implemented both water efficiency and recycling activities, investing £2.8 million in capital expenditure. We expect an estimated 140,000 m³ of savings in water withdrawn over the course of 2024 (vs 2017 baseline). We also achieved 24.4% of total water recycled in 2023, with our top performing sites being in Chile, South Korea, Croatia, and Pakistan.

As members of the AWS, we committed to 100% of our operations sites being certified against the AWS Standard by 2025. In 2023, 22 more operations sites became AWS certified, bringing the total number of AWS certified sites to 44 or 68.75% of our operations sites.

Our AWS certified sites have performed a wide range of stakeholder engagement throughout the year, such as:

- Involvement in advisory committees at water basin level to promote collaboration;
- Awareness sessions for stakeholders and communities on water risks and stewardship; and
- The construction of infrastructure to enable access to potable water and WASH facilities for local communities.

Frameworks

GRI	GRI 3, 303-1, 303-2, 303-3, 303-4, 303-5
SASB	FB-AG-140a.1, 140a.2, 140a.3, FB-AG-430a.3, FB-AG-440a.2
PAI	8, E6, E7, E8

Our Impact

Inward impact: The impact of climate change on freshwater, as well as industrial water usage, is endangering the healthy functioning of water ecosystems.

Outward impact: Water is vital both for our direct manufacturing processes and for our tobacco crops. While taking into account the investments we have made in our direct operations and tobacco crops, we recognise that our business activities generate emissions to water, which can threaten biodiversity and ecosystems. By using water more efficiently, we can reduce negative ecological impacts while protecting community access to water.

+ For more performance metrics and operational data refer to the BAT 'ESG Performance Data Book': at bat.com/sustainability-reporting

Managing Impact

Our approach to managing water impacts in our direct operations is outlined in our Group Environment Policy, which is complemented by our Water Security Standard, and our Soil and Groundwater Protection Standard, as well as our water recycling and reduction targets for our direct operations. For our tobacco supply chain, our Supplier Code of Conduct (SCoC) is complemented by our Leaf Supplier Manual (LSM), which includes requirements for water protection planning and water extraction for irrigation.

+ Read more about sustainability policies, procedures and standards on [page 72](#) and [73](#)

Our Actions in 2023

Assessing our water risks

Our direct operations: In 2023, we used a total of 86% of water in our operations sites and 14% in our offices, retail, R&D and other sites. We operate in some water-stressed locations such as Mexico and Uzbekistan, where optimising water use is critical. This year, following the World Resources Institute (WRI) AQUEDUCT Water Atlas, we have reassessed our operational exposure to water stress risks. The tool identified 24 operations sites in water stressed areas (2022: 16), making up 45.6% of our water withdrawn in 2023.

For these sites, we have more stringent standards for on-site water management and recycling rates. Local markets are responsible for ensuring that they have appropriate water policies in place to fulfill such requirements.

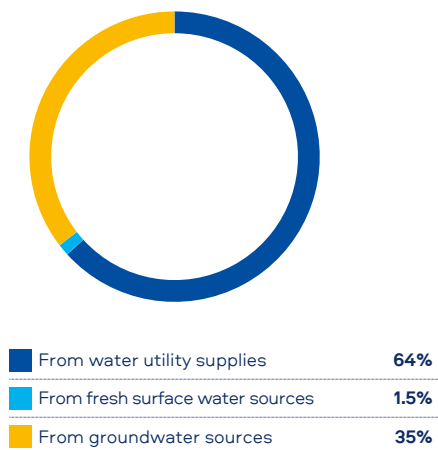
We also conducted a Water Risk Assessment to identify sites near important marine habitats, such as coral reefs, mangroves and seagrass beds. We have incorporated our findings into our Biodiversity Risk Assessment and implemented Biodiversity Management plans for sites in high-risk areas.

Tobacco supply chain: A number of the locations where we source tobacco are located in 'water stress' areas. We use the WRI Aqueduct Tool to monitor the proportion of tobacco crops in these areas and map supplier locations.

Where we source our water from

3.16

Total water withdrawn (million m³)



For more performance metrics and operational data, refer to the BAT 'ESG Performance Data Book' at bat.com/sustainabilityreporting

Water stewardship across our tobacco growing

In the majority of the regions where we operate, there is enough rainfall to meet the water needs of tobacco growing. Where rainfall is insufficient, farmers may use irrigation. In 2023, 32% of the hectares of our Thrive Supply Chain¹ used some form of irrigation systems.

Where irrigation is used, we monitor and report water use via our Thrive programme, which also helps us monitor and promote best practice water and soil management. In 2023, we implemented best practices for 81% of tobacco hectares in our Thrive Supply Chain¹, which included farmer trainings on water and soil conservation management.

We also use our Global Leaf Agronomy Development Centre (GLAD) to research, and Group subsidiaries then implement ways to reduce water usage in tobacco growing. We focus on Leaf Operations, which have a higher dependency on irrigation and/or higher water stress risk.

We have introduced drip irrigation technology in eight Leaf Operations, including Brazil and Mexico, which reduces soil erosion, boosts yields and saves up to 50% more water compared to traditional non-drip systems. Currently a deployment plan for the next five years is being built for the expansion of drip irrigation in Chile, Mexico and Vietnam.

We have also tested and adopted the Alternate Furrow Irrigation system. This practice saves an estimated 10% more water when compared to traditional furrow irrigation without negatively affecting the yield. In 2023, we continued with trials in Pakistan and in Bangladesh, and the commercial adoptions reached 19,700 hectares across both countries.

In Pakistan, our Alternate Furrow Irrigation technique now covers 27% of the total tobacco area - this resulted in 9% savings in water compared to traditional furrow irrigation practice.

GLAD continues to run programmes to anticipate future challenges with water scarcity, water reduction and engagement with local communities. The programmes include innovative seedling floating systems, smart irrigation using real-time sensors, and new drought resistant tobacco varieties.

Lessons Learnt

We know that with a global supply chain, there is no one-size-fits-all solution. Our key learning in this area is that clustering our sites into archetypes, based on factors such as water composition, quality, process requirements, and volumes, helps us to align the technical solutions and investment requirements with the unique needs of each site.

We still face some challenges in our tobacco supply chain, in areas where access to water reduction technologies is limited by high costs and a scarcity of local supply. We continue to work with our farmers to find alternative solutions and to share best practices.

What's Next?

- Continuing to invest in water efficiency and recycling projects and making progress towards the number of AWS certified sites to meet our 2025 targets;
- Completing the construction of the WaterHubSM in the U.S. - a major water recycling facility with a capacity of 200,000 m³ in the U.S;
- Adapting our '10 Golden Rules' approach to water management, so that we can standardise how we run water efficiency practices across our operations sites. This aims to provide technical solutions and optimisation practices for water management in those sites; and
- Conducting a detailed impact, dependency and footprint assessment across the upstream value chain, which will help us to identify suppliers with high-risk of adverse water impacts, to help define an engagement strategy.

Stakeholder perceptions and key insights from our DMA



What do our Stakeholders Think About Water?

Some stakeholders raised the point that we have sites located in regions of water stress. While they acknowledge our progress on water management in our direct operations, they are keen to see us engage more with our suppliers on this topic.

How Will the Material Impact of Water Shift Over Time?

Climate change will likely cause changing weather patterns and increasing rates of low rainfall in certain regions - both of which impact the availability of water. The emergence of nature-related frameworks such as the TNFD was mentioned as a sign of rising stakeholder expectations. There are also social implications of water use in water stressed areas, which means that water scarcity may become a more significant issue over time.

Note:

1. Our goals cover all tobacco we purchase for our products ('tobacco supply chain'), which are used in our combustibles, Traditional Oral and Tobacco Heated Products. Our metrics, however, derive data from our annual Thrive assessment, which includes our directly contracted farmers and those of our third-party suppliers, which represented over 94% of the tobacco we purchased by volume in 2023 ('Thrive Supply Chain').

Sustainable Future

Employees, Diversity and Culture



Targets	Metrics	2023	Status
45% increase the proportion of women in Management roles to 45% by 2025	% female representation in Management roles	42	■ Ongoing focus area
40% increase the proportion of women on Senior Leadership teams to 40% by 2025	% female representation on Senior Leadership teams	33	■ Ongoing focus area
50% achieve at least 50% spread of distinct nationalities in all Key Leadership teams by 2025	% of Key Leadership teams with at least a 50% spread of distinct nationalities	100	<input checked="" type="checkbox"/> Achieved

+ Find out more:
Refer to the BAT 'Reporting Criteria' for a full description of key terms and definitions at [bat/reporting.com](https://www.bat.com/reporting)

Since 2019, the total number of hires bringing new capabilities – such as data analytics, digital, sustainability, innovation, IP and science – is more than 3,800, and of these 45% are female.

+ Find out more about our ongoing investment in talent at careers.bat.com

Learning and development: We develop leadership and functional capabilities within the organisation through a range of learning programmes. Some highlights in 2023 include:

- an average of 36 hours of learning over the year for each of our c.14,000 managers; and
- an average of £301 investment in learning per employee.

Across all of our 72 instructor-led programmes, we have achieved very high overall satisfaction and Net Promoter Scores of 4.6/5 and 96% respectively.

+ Find out more about our skills development programmes at careers.bat.com

Frameworks

GRI	GRI 2-7, 2-8, 2-30, 401-1, 401-3, 404-1, 404-2, 405-1, 405-2
SASB	This topic is not mapped to a specified SASB indicator
PAI	12, 13, S5

Our Impact

Inward impact: Society's expectations of employers continue to evolve. By bringing in different perspectives to the workplace, we can better respond to customer needs, thereby enhancing our performance and innovation. Moreover, investing in our people and taking care of their physical and mental well-being enhances our reputation as an employer of choice, which in turn enables us to attract and retain talent.

Outward impact: We support our employees in realising their individual purpose by fostering a dynamic and inclusive culture and providing development opportunities and fair treatment. Moreover, by supporting their physical and mental health, we can positively impact our peoples' lives within and outside the workplace. Given our global footprint, we believe that our impact can also extend beyond the organisation by setting an example of good practice in the business community.

Managing Impact

We have a clear strategy and policy framework to guide our approach to employees, diversity, culture, and health and safety. Some of the key elements are:

- Our Diversity and Inclusion (D&I) strategy, which is built on strategic pillars for ownership; accountability; diverse talent pipelines, and enablers, all fostering an inclusive culture. This strategy is reinforced by our gender and ethnicity pay metrics, which seek to drive equity and fairness.

- Our Employment Principles, which encompass commitments to a diverse workforce, reasonable working hours, a family-friendly environment, employee well-being, talent, performance, equal opportunities, and competitive remuneration.
- Our Standards of Business Conduct (SoBC), which include the Respect in the Workplace Policy, outlining commitments to equality, diversity, anti-harassment, and safeguarding employee well-being.
- Our Group Health and Safety Policy Statement, which outlines our commitment to apply the highest international standards of health and safety for our employees, as well as third-party personnel on company premises. We are committed to providing a safe working environment for all our employees and contractors to achieve our goal of zero accidents.

+ Read more about sustainability policies, procedures and standards on [page 72 and 73](#)

Our Actions in 2023

Building multi-category skills and capabilities

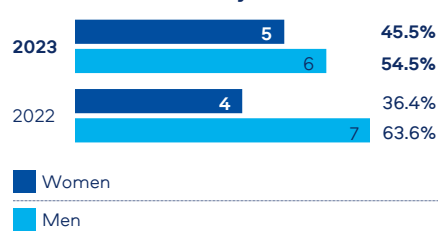
We aim for our recruitment process to be fair and inclusive. We have rolled out training on inclusive hiring practices and we require all recruitment agencies we work with to provide gender-balanced longlists of candidates.

In 2023, 42% of our external Management recruits brought new capabilities into the organisation to accelerate our business transformation.

Fostering a diverse and dynamic workplace

We seek to monitor, track and support the progression of diverse groups. Diversity starts at the top, as shown by our Board, which as at 31 December 2023, had 11 Board Directors of whom 6 were male and 5 were female.

Main Board Diversity



In 2023, 33.1% of roles on Leadership teams and 42% of Management roles were held by women. As at 31 December 2023, 15,437 of our employees were women and 31,280 were men.

Senior Managers: Companies Act 2006

For the purposes of disclosure under Section 414C(8) of the Companies Act 2006, the Group had 173 male and 67 female senior managers as of 31 December 2023. Senior managers are defined here as the members of the Management Board (excluding the Executive Directors) and the directors of the Group's principal subsidiary undertakings. The principal subsidiary undertakings, as set out in the Financial Statements, represented approximately 54% of Group company employees and contributed approximately 91% of Group revenue in 2023.

Our Women in STEM strategy focuses on attracting, developing, and retaining more women in our R&D, Operations, Finance and Digital Business Solutions functions. In the UK, we are members of the multi-stakeholder group Women in Science and Engineering (WISE), to provide evidence-based action, knowledge, and tools for achieving gender balance in the STEM workforce, and against which we achieved Rank 1 in 2023. Our Women in Leadership (WIL) programme works to accelerate the development of women at middle to senior levels. As of 2023, 1,078 women have completed the programme.

As well as striving for gender balance, our D&I strategy focuses on diversity of nationalities and ethnicities. In 2023, we achieved 100% of Key Leadership teams with at least a 50% spread of distinct nationalities across our management employees, two years ahead of schedule. We also collect voluntary ethnicity data in seven markets and have 66% ethnically diverse employees among those markets. Globally, 27% of our Board and 37% of our Management Board and their direct reports are ethnically diverse. In addition, we have set a new ambition for 40% representation of Ethnically Diverse Groups for the Management Board and direct reports, taking into account the Parker Review's 2023 report.

Disability Confident



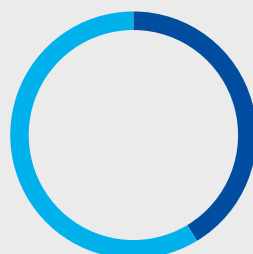
Our disability agenda is critical to our D&I strategy and we are committed to promoting positive outcomes for individuals with a disability, mental health condition and/or neurodiverse condition. In December 2023, we were recognised by a major UK government-backed accreditation scheme for the way we attract, develop and support people with disabilities and long-term health conditions and awarded Disability Confident Leader status (Disability Confident Level 3 of 3) having achieved Level 2 in 2022.

Workforce engagement

Our workforce engagement strategy centres around ongoing and open dialogues between employees and leadership teams, which enables us to create a more collaborative, diverse and inclusive culture. We have established a range of engagement channels to understand employees' perspectives, including market and site visits by our Directors and Management Board members, town halls, global, functional and regional webcasts, Q&A sessions, and meetings with works councils and trade unions. We also conduct a global Your Voice Survey and surveys on specific topics, enable in-depth focus groups where employees share their feedback, and operate global multilingual speak-up channels.

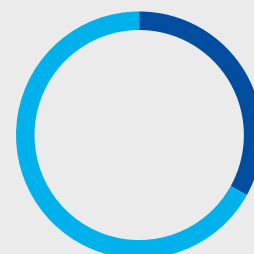
Strengthening gender diversity across BAT

Employee breakdown by level in 2023 (Management grade)



Women	5,707
Men	7,915

Employee breakdown by level in 2023 (Senior Leadership teams)



Women	235
Men	475

For more performance metrics and operational data refer to the BAT 'ESG Performance Data Book' on bat.com/sustainabilityreporting and for definitions refer to [page 91](#)

We engage with employees in a number of ways in order to reflect on their feedback and seek to implement meaningful changes. For example, following the year-end and half-year results the Chief Executive and members of the Management Board send complementary communications which are accessible to all employees.

Workforce voice in the boardroom:

Our workforce voice in the boardroom programme enables ongoing dialogue between all levels of the workforce across the Group with both our Board and our Management Board.

The Board is regularly updated on feedback from our people, alongside identified focus areas and progress updates. Feedback from the Board and associated actions are communicated back to our people as appropriate and the Board is kept up-to-date on progress against agreed actions during the year.

Find out more about how our Board engages with our global workforce on [pages 140, 148 and 181](#)

Your Voice: Our global Your Voice survey is conducted every two years and covers approximately 40,000 employees. It includes topics such as strategy, talent, and sustainability. Results are shared with the Main Board and all employees.

94%

of global employee participation was recorded for our 2023 Your Voice survey (12% higher than the average of our global FMCG comparator group).

We are ahead of our global FMCG comparator group in the Sustainable Engagement, D&I and People Management categories. Key themes identified as our focus areas for improvement are Talent Development; Reward and Recognition; Innovation; and Leadership and Empowerment.

Rewarding our people

We strive to provide fair and competitive remuneration and benefits globally. In 2023, we were independently certified by the Fair Wage Network for paying all our direct employees at least the applicable living wage¹. This review covered approximately 42,000 employees in 100+ countries (and over 600 locations).

We were also certified by Fair Pay Workplace for providing equal pay for work of equal value². Our pay equity review covers approximately 42,000 employees in 100+ locations from a gender perspective, and approximately 13,000 employees in seven locations from an ethnicity perspective.

Our benefits offering is a core component of our reward strategy. We continue to enhance our benefits portfolio to offer physical, emotional, financial and social wellbeing benefits. We support improved work-life integration to create a more productive and empowered workforce. Across our business, a hybrid remote working model is considered normal practice.

We offer our UK employees the opportunity to share in our success via our Sharesave Scheme, Partnership Share Scheme and Share Reward Scheme, and offer several similar schemes for employees in other Group companies.

Find details of our Directors' Remuneration Policy on [pages 170 to 174](#)

We recognise that macro-economic factors are affecting many of our employees, with rising prices being a source of financial stress. We continue to make significant reward-related investments to support our employees, including additional salary budgets for wider workforce salary increases in the UK and globally, and an updated incentives design and delivery.

Find more details on rewards, benefits, living wage and pay equity in our Diversity and Inclusion Report 2023 and on bat.com

Sustainable Future

Employees, diversity and culture

Continued

Ambition	Metrics	2023	Status
Zero accidents Group-wide each year	% of reduction in total Group-wide accidents vs 2022	15	■ Ongoing focus area
	% of our sites that achieved zero accidents in 2023	83	■ Ongoing focus area
	Lost time incident rate (LTIR)	0.17	■ Ongoing focus area

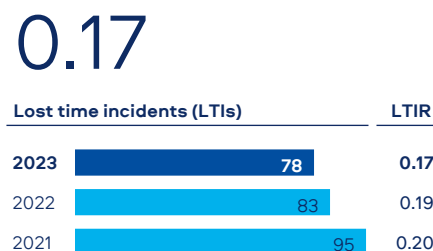
+ Find out more:
Refer to the BAT 'Reporting Criteria' for a full description of key terms and definitions at [bat/reporting.com](https://bat.com/reporting.com)

Preventing accidents

In 2023, we had the lowest record number of Total Recorded Incidents Rate in BAT's global historical data. Overall, there was a 15% reduction in reported incidents in 2023, to 99 (vs 116 in 2022). This data is supported by a 36% reduction in serious injuries and a 23% reduction in Lost Time Injuries vs the same period last year, mainly driven by a reduction in slips and trips (-35%) and attacks and assaults (-27%). In 2023, 83% of our sites achieved zero accidents. All accidents are investigated by multiple task forces and action plans are implemented when required to avoid recurrences.

Reducing incidents across our business

2023 Lost time incident rate (LTIR)



+ For more performance metrics and operational data refer to the BAT 'ESG Performance Data Book' on bat.com/sustainabilityreporting

This reduction was driven by our improvements in health and safety engagement and governance, such as increased cooperation within our business functions; increased sharing of best practices across our markets; conducting more top losses assessments for each of our top four losses (attacks and assaults, vehicle-related, slips and trips, and manual handling).

In addition, vehicle-related accidents and attacks and assaults have seen a decline over recent years. In 2023, we recorded a 10% decrease, compared to 2022.

Sadly, there were four fatalities of employees and contractors in 2023 – two BAT employees in Mexico, a BAT-supervised contractor in South Africa, and an independent contractor in Bangladesh. There were also three members of the public who lost their lives in traffic-related accidents involving a BAT vehicle. We deeply regret this loss of life and the suffering it has caused to their families, friends, and colleagues.

For fatalities or serious incidents that occur, we work with the relevant authorities on their investigations. These incidents are investigated by local teams, and we conduct rigorous internal investigations to determine the cause, identify lessons and develop an action plan.

+ To learn about Health and Safety in our tobacco supply chain, see [page 93](#)

Frameworks

GRI	GRI 403.1-10 (Inclusive)
SASB	FB-AG-320a.1
PAI	S1, S2, S3, S4

Our Actions in 2023

Health and safety in our operations

Our EHS Management System, which includes our EHS Policy Manual and related documents, provides guidance and procedures on implementing our Health and Safety (H&S) commitments effectively. We track health and safety performance across all our sites. A dedicated team then analyses the information to identify trends or high-risk areas that require coordinated cross-functional action.

More than 70% of work accidents in our business operations occur outside of BAT premises. In Trade Marketing and Distribution (TM&D), where there are high risks of road traffic accidents, attacks, and assaults, driver safety and security programmes are implemented to manage risks. This includes telematic systems in our work-related vehicles fleet to monitor driving behaviour and identify areas for improvements. In 2023, we improved and standardised our telematics guidelines to ensure they are clear and consistent. We will continue to enhance vehicle safety through a variety of safety precautions and technologies.

In locations that are high-risk for attacks and assaults, we regularly assess threats to ensure appropriate protocols are in place to keep our people safe. This can include placing limits on loads carried to reduce value, strategic route planning to avoid predictability and providing security escorts.

In addition to our regular Health and Safety (H&S) forums, our Centre of Excellence (CoE) provides solutions, guidelines and technical knowledge to the Group.

Our CoE has representatives from all our Regions and Functions, with the main objectives of:

- Defining and updating global H&S guidelines and process standardisation; and
- Guiding End Markets and sharing best practices.

Our annual H&S compliance review is an integral part of the Corporate Governance and Assurance process.

As part of the compliance review, H&S representatives visit selected sites to assess their compliance against our global guidelines. The site selection criteria is risk based, always considering its accident profile; the size of operations or activities performed; and/or new sites/processes to be assessed. This thorough process allows us to identify any gaps and support the markets in implementing plans for continuous improvement. The outcome of the H&S Compliance Review is reported to the Corporate Audit Committee and the result can be:

- Compliant: H&S controls are adequately designed and are operating effectively
- Non-Compliant: Immediate actions required by management as the H&S, key risks and/or legal compliance controls are inadequate

These are then reviewed by the regional and global H&S teams to prevent recurrences. Learnings and action plans are disseminated across all regions. Events beyond our control can regretfully happen, and we still have challenges and risks to overcome and improve upon.

Occupational health & safety and wellbeing

We aim to be among the leaders in occupational health management. As well as focusing on identifying hazards, assessing risks to people’s health at work, and introducing appropriate controls, we also have global programmes that protect and promote the health and wellbeing of employees, their families, and local communities. These include:

- Medical services, health screening and insurance;
- Mental health support and counselling services;
- Healthy lifestyle and fitness schemes; and
- Family-friendly policies and initiatives, such as flexible working and support for childcare.

Lessons Learnt

While we have progressed our D&I agenda across the Group, bringing about widespread change will take time.

We need to embrace a broader focus on championing inclusion and achieving equity, embedding our new value of “Truly Inclusive” across all parts of the people agenda.

+ Find out more about our new corporate values on [page 40](#)

Active listening, facilitated through robust employee engagement, is paramount to retaining, developing, and upskilling our talent.

As the EU Pay Transparency Directive continues to evolve, some uncertainties remain regarding the way localised differences will impact reporting requirements and existing structures. While we are preparing to respond to the Directive by disclosing additional data on a voluntary basis, we will also continue to review our offering to ensure we meet both workforce needs and regulatory requirements.

With regard to Health & Safety, the extensive reach of our supply chain exposes us to regions with geopolitical disturbances and security risks. To this end, we continue to examine ways to improve our prevention measures and processes to protect the wellbeing of our employees and contractors throughout the Group.

What's Next?

- Enhancing our learning experiences through a newly branded Learning & Development portfolio and investment in new hybrid leadership and transformation learning programmes;
- Planning to revise our existing D&I framework, including our metrics and ambitions, to further move towards achieving gender and ethnicity parity in our Management as well as in our Senior Leadership population;
- Accelerating the deployment of our new standards, 'Telematics 2.0', and continuing our work in local and regional technology, HR and legal assessments, and tracking tool development; and
- Planning on expanding our Safe Workplace programme with an Integrated Work System H&S Pillar revamp, high risk and top losses assessments and a best practices benchmark.

Stakeholder perceptions and key insights from our DMA



How Will the Material Impact of Employees, Diversity and Culture Shift Over Time?

Our stakeholders think that as new generations enter the workforce, the business will face new expectations and different demands. This presents an opportunity to develop our culture and grow our impact across diversity and inclusion.

What do our Stakeholders Think About Employees, Diversity and Culture?

This topic is integral to the success of our business's transition, especially given the value of diverse thought. There is an interconnection between corporate culture and our ability to operate with ethics and integrity. Female representation and inclusion were raised as areas for improvement. As discussed in this section, female representation remains a focus area for our D&I agenda. We will continue to work to make progress on this front through our programme and targets.

Notes:

1. Our interpretation of a "living wage" is aligned with the UN Global Compact definition: "living wage is the local remuneration received for a standard work week that enables workers and their families to meet their basic needs".
2. Employees performing the same work or work of equal value are paid equitably and any difference in pay are for objective reasons and not influenced by factors such as gender and/or ethnicity.

† Definitions:

Ethnically diverse groups includes global ethnic groups: six global 'Ethnically Diverse Groups' were determined considering BAT's global market footprint: Asian, Black, Hispanic/Latin American, Indigenous, Mixed and Other Ethnic Groups. Individuals self-identified as White, those that have selected 'Preferred not to Disclose' and individuals that have opted 'Not Disclosed' i.e. their ethnicity field remains blank, are not captured in the data set 'Ethnically Diverse Groups'.

Key Leadership teams: categorised as the group of direct reports that report to a Management Board member.

Management: Management level employees include all employees at job grade 34 or above, as well as any global graduates. The gender of each employee is typically recorded at the point of hire.

Senior Leadership teams: any employee who is either a direct report of a Management Board member or a direct report of a Management Board's direct report (i.e., MB-1 or MB-2).

Senior Management: It includes all employees at job grade 37 or above. The gender of each employee is typically recorded at the point of hire.

+ Refer to the BAT 'Reporting Criteria' for a full description of key terms and definitions at bat/reporting.com

Sustainable Future

Human Rights



Ambition	Metrics ¹	2023	Status
Zero child labour aiming for zero incidents in our tobacco supply chain by 2025	% of farms in our Thrive Supply Chain ¹ monitored for child labour	100	<input checked="" type="checkbox"/> Achieved
	% of farms with incidents of child labour identified vs 0.38% in 2022	0.15	<input type="checkbox"/> Ongoing focus area
	% incidents of child labour identified and reported as resolved by the end of the growing season	100	<input checked="" type="checkbox"/> Achieved

+ Find out more:
Refer to the BAT 'Reporting Criteria' for a full description of key terms and definitions at [bat/reporting.com](https://bat.com/reporting.com)

Sustainable Tobacco Programme (STP):

All of our Leaf suppliers are expected to participate in the industry's STP, which requires an annual self-assessment against priority themes, including Human Rights.

+ Read more about our Thrive programme and STP in the Farmers Livelihoods and Community section on page 94

On-the-ground assessments: A key element of STP is to prioritise Leaf suppliers with a higher risk profile for in-depth assessments (IDAs), which are on-the-ground reviews conducted by an independent third party. By the end of 2023, a total 7 leaf suppliers in 5 countries underwent IDAs, covering sustainability topics. Among these, 4 suppliers were assessed on human rights topics and action plans were developed as a result. In 2024, 5 IDAs on Human and Labour Rights are planned in BAT sourcing countries.

We undertake Human Rights Impact Assessments (HRIAs) to provide greater understanding of human rights topics. These are carried out in line with the UNGPs and conducted by independent human rights experts. Since its inception in 2019, we have completed 10 HRIAs in eight of our tobacco sourcing countries, engaging more than 5,239 rights-holders in tobacco-growing communities. In 2023, we focused on follow-up assessments in countries where a HRIA had been completed to track remediation and progress. Common themes identified included children on farms, rights of workers, health and safety and farmer livelihoods. As our portfolio is expanding to include other agricultural commodities, we are expanding our understanding of human rights issues in those areas. In 2023, we completed an HRIA in the main rooibos growing region, engaging with 240 rights-holders. An action plan is in progress to advance our efforts aligned with our commitments.

Reporting and resolving incidents of child labour in our Thrive Supply Chain¹

We recognise child labour is a complex issue and incidents can be hidden or under-reported. This is why, in addition to due diligence, we work on addressing root causes. We set out detailed guidance procedures in our BAT Leaf Operations Standard on Child Labour Prevention and closely monitor outcomes associated with this policy, as described in more detail below.

+ Read about how we are assessing root causes in our Farmers Livelihoods and Community section on page 94

Frameworks

GRI	GRI 408-1, 413-1, 413-2, 414-1, 414-2
SASB	FB-AG-430a.3
PAI	S9, S10, S12, S13, S14

Our Impact

Inward impact: The International Labour Organization (ILO) estimates that 60%² of child labour incidents globally occur in agriculture. Inherent challenges exist in agricultural supply chains, and the tobacco supply chain is no exception. Human rights-related risks include workers' rights, rural poverty, and issues associated with the use of child labour on small family farms.

Outward impact: Our business and supply chain cover several industries with significant human rights considerations, including agriculture, electronics and manufacturing. We recognise our duty to respect the human rights of our employees and rights-holders across our value chain, as well as the communities affected by our operations.

Managing Impact

Our approach to managing human rights is aligned to the UN Guiding Principles for Business and Human Rights. Additionally, we manage our impact through a number of policies, including those outlined in our Standards of Business Conduct (SoBC) and Supplier Code of Conduct (SCoC), as well as due diligence and remediation programmes. Child labour is a complex and challenging issue. We have a range of approaches to support our aim of zero child and forced labour in our tobacco supply chain by 2025.

+ Read more about sustainability policies, procedures and standards on page 72 and 73

Our Actions in 2023

Training

Our own Leaf Operations and strategic third-party suppliers provide human rights training for farmers and community members, with a focus on child labour and workers' rights. In 2023, 418,584 attendees were reported to have received this training. Child labour training, developed in line with the UNGPs, is also available to everyone with access to our internal training platform.

Access to grievance mechanisms

As part of our Thrive programme, we track access to grievance mechanisms across our Thrive Supply Chain¹. In 2023, it was reported that 99.9% of farmers and farm labourers reported having access to at least one type of grievance mechanism. 292 grievances were raised in 2023, of which 100% were reported as resolved.

Tobacco supply chain due diligence

Farmer Sustainability Management (FSM): Our digital platform for FSM allows our Field Technicians to collect data during farm visits with 95%³ of our directly contracted farmers. Over 30% of the criteria in FSM relate to human rights.

Thrive: Our Thrive programme collects data and indicators across a number of issues, including human rights. This data represents over 94% of our tobacco volumes sourced in 2023.

Third-party suppliers are expected to use their own systems to monitor their contracted farmers in a similar way.

Our aim is to have zero child labour in our tobacco supply chain by 2025. In 2023, 359 incidents (2022: 942) of child labour were reported on 0.15% (2022: 0.38%) of farms in our Thrive Supply Chain¹, with the majority of incidents relating to harvesting. 100% of incidents were reported as resolved during the growing season. In cases of recurring non-compliance, the farmer's contract is not renewed for the next growing season. 18 contracts were not renewed in 2023 due to child labour incidents identified.

We also continued to build on traceability, leading to a better mapping of the number of farmers supplying tobacco specifically to BAT (rather than our suppliers' total farmer base).

We analyse root causes to identify an appropriate approach to remediation and we monitor 100% of our directly contracted farmers on child labour risk and prevention. For example, in Brazil, the school enrolment of farmers' children is a prerequisite for entering into a crop contract with the BAT entity in Brazil. In Pakistan, we have collaborated with an NGO since 2018 to establish 30 summer camps as summer holidays can be a high risk period for child labour. In 2023, 1,800 children were involved.

Forced labour in our leaf supply chain

Forced labour is also a complex issue that is often hidden and, therefore, often difficult to detect. Our aim is to have zero forced labour incidents in our tobacco supply chain by 2025. There were no forced labour-related non-compliances reported in our Thrive Supply Chain in 2023.

Health and safety in the tobacco supply chain

Our Operational Standard for personal protective equipment (PPE) in tobacco farming applies to all 91,196 farmers directly contracted by the Group's own Leaf Operations. It outlines the mandatory requirements for PPE for all farmers and their workers. We expect third-parties to adopt similar standards. The PPE must be suitable for agrochemical use and harvesting, Green Tobacco Sickness (GTS) prevention and for different climates and conditions. The document also specifies the training and monitoring requirements for PPE for agrochemical use and GTS prevention. In 2023, 99.99% of our directly contracted farmers and those supplying our strategic third-party suppliers were reported to have sufficient PPE for agrochemical use and 99.7% for use when harvesting. Training sessions on the correct and safe use, storage and disposal of agrochemicals and GTS prevention reached 384,157 attendants.

Product material supply chain

Before we approve any new suppliers for our non-leaf product materials supply chain, they must undergo an independent due diligence audit aligned to ILO standards.

+ Details of our independent due diligence audits are outlined on [pages 100 and 101](#) within our Supplier Engagement section.

By 2025, we aim for all our product materials and higher-risk indirect suppliers (e.g. machinery and point of sale materials) to have undergone at least one independent labour audit within a three-year cycle. By the end of 2023, this had been achieved for 58.8% of in-scope suppliers.

Managing human rights in our direct operations

We use Verisk Maplecroft's human rights indices, including its Modern Slavery Index, to assess the risk level of BAT's direct operations. The outcomes are noted by the Group Corporate Committee and Audit Committee, and by the relevant Regional Audit & Corporate Social Responsibility Committees (RACCs), including actions for any areas for improvement identified. In 2023, 24 countries within BAT's direct operations were identified as higher risk and underwent additional assessments.

Human rights in our workplace

In 2023, we received 216 reports of alleged SoBC breaches relating to our Respect in the Workplace and Human Rights Policy. Upon investigation, breaches were found to have occurred in 69 cases and actions were taken, including disciplinary actions that resulted in 33 people leaving BAT.

In 73 cases, no evidence of wrongdoing was found, and the remaining cases were still under investigation at the end of 2023.

Lessons Learnt

Given the human rights risks in agricultural supply chains, instances of child and forced labour may arise despite the multi-faceted approach and due diligence processes we have in place. A recent examination of the root causes of child and forced labour has helped us identify best practices and controls. These insights allow us to better address root causes, and contribute to the ongoing efforts to reduce child and forced labour in our supply chain.

What's Next?

- Undertaking an external review of our due diligence processes and policies across our value chain by independent human rights experts; and
- Seeking new opportunities in 2024 to advocate for positive, lasting change with a continued focus on addressing root causes.

Stakeholder perceptions and key insights from our DMA



What do our Stakeholders Think about Human Rights?

While our stakeholders acknowledge our mitigation practices, this topic is seen as an inherent risk and one with potentially significant implications. Key human rights concerns cited include child labour, worker health and safety, and equality. Hence we must strive for continuous improvement and communicate clearly on these topics.

How Will the Material Impact of Human Rights Shift Over Time?

Incoming human rights regulation is seeking to raise the standards for corporations' actions in this area. Over time, we must continue to strengthen our due diligence processes, remediation procedures and engagement activities to manage our risks effectively and to also ensure compliance with relevant regulations.

Notes:

1. Our ambitions cover all tobacco we purchase for our products ('tobacco supply chain'), which is used in our combustibles, traditional oral and Tobacco Heated Products. Our metrics, however, derive data from our annual Thrive assessment, which includes our directly contracted farmers and those of our third-party suppliers, which represented over 94% of the tobacco purchased by volume in 2023 ('Thrive Supply Chain').
2. International Labour Office and United Nations Children's Fund, Child Labour: Global estimates 2020, trends and the road forward, ILO and UNICEF, New York, 2021. License: CC BY 4.0.
3. 95% of our contracted farmers are covered by FSM. The remaining 5% are monitored through local monitoring systems.

† Definitions:

Child Labour: The definition of child labour used to identify child labour incidents is aligned to the International Labour Organization's definition of child labour.

+ Refer to the BAT 'Reporting Criteria' for a full description of key terms and definitions at [bat/reporting.com](https://www.bat.com/reporting.com)

Sustainable Future

Farmer Livelihoods and Communities



Ambition ¹	Metrics ²	2023	Status
We are committed to working to enable prosperous livelihoods for all farmers in our tobacco supply chain	Crop diversification: % of farmers in our Thrive Supply Chain ² growing other crops	93.3	■ On track
	Potential % increase in yields from BAT hybrid tobacco varieties	20	Data in support of ambition
	People engaged in women empowerment training (thousands)	67	Data in support of ambition

+ Find out more:
Refer to the BAT 'Reporting Criteria' for a full description of key terms and definitions at [bat/reporting.com](https://bat.com/reporting.com)

Yield and cost of production

We aim to increase the productivity and profitability of our farmers through a number of initiatives, such as developing and deploying new tobacco varieties to increase yield and curing technologies to optimise cost of production.

Developing new tobacco varieties:

Our Global Leaf Agronomy Development (GLAD) centre in Brazil creates new tobacco varieties that improve crop quality and increase yield by up to 20%. In 2023, our Group's own Leaf Operations in 12 countries used new varieties from GLAD or conducted field trials.

Introducing mechanised solutions and curing technologies:

We are also working on machines and curing systems that help farmers to produce more, save labour and reduce fuel. These include fertilising machines, automated harvesters and curing systems. Automated curing barns cut fuel use by up to 30% and make the curing process 45% less labour-intensive. We are testing or using this technology in several countries where we source tobacco, such as Brazil, India, Sri Lanka and Vietnam.

Enhancing farmer training and capacity building:

Farm productivity can also grow through farmer training and capacity building. Our expert Field Technicians support our directly contracted farmers throughout the growing cycle, helping them to develop skills, boost yields and build resilience. Our suppliers offer similar support for their contracted farmers. Our Thrive assessments reported that 78,238 people participated in farm business management training in 2023.

Income diversification

We encourage our farmers to diversify their crops and income sources, which can improve food security, increase resilience and reduce dependence on tobacco. Our assessment of 13 Group's own Leaf Operations indicates that around 40% of total farm income comes from non-tobacco sources and other non-agricultural activities.

In 2023, 93.3% of our farmers in the Thrive Supply Chain² were reported to be growing other crops. The Group's own Leaf Operations and strategic third-party suppliers support tobacco farmers on improving crop diversification techniques, with more than 91,817 people trained in 2023. We support diversification programmes in several tobacco growing countries, where we tailor our approach to local contexts. Some key examples are:

- In Brazil, we support farmers to grow grains and pastures after the tobacco harvest, improving soil health and reducing crop losses. The programme, which was established in 1985, covered over 123,000 hectares of land and generated additional revenue of around £106.45 million for the farmers in 2023. 85% of our 16,200 directly contracted farmers in Brazil participate in crop diversification activities.

Frameworks

GRI	GRI 203-1, GRI 203-2, GRI 413-1, GRI 413-2
SASB	This topic is not mapped by a specific SASB standard
PAI	This topic is not mapped by a specific PAI standard

Our Impact

Inward impact: Agricultural supply chains face vulnerabilities from climate change; demand for natural resources; rural poverty; social inequality; human rights concerns, and ageing populations. By working towards prosperous livelihoods for all farmers in our supply chain, we can help make farming more attractive to the next generation, reduce the risks of child and forced labour, and improve standards.

Outward impact: The majority (73%) of our tobacco volume is sourced by the Group's own Leaf Operations through direct contracts with more than 91,000 farmers. The remainder is from approximately 154,579 farmers who are contracted to our third-party Leaf suppliers. By improving the socioeconomic development and long-term resilience of our farmers and tobacco-growing communities, we also make our business more resilient.

Managing Impact

We are committed to working towards prosperous livelihoods for all farmers in our tobacco supply chain¹.

Our Thrive programme uses a framework covering five 'capitals': financial, natural, human, physical and social. This helps us to address long-term challenges in farming communities.

We also participate in the Sustainable Tobacco Programme (STP), a global industry initiative to promote good practice in tobacco growing. We also conduct in-country Human Rights Impact Assessments.

These programmes help us to collect data, identify issues, and develop action plans to help remediate any negative impacts and improve performance. Our sourcing strategy aims to support our directly contracted farmers, and those contracted to our strategic suppliers to increase their farming income and help manage their environmental and social impacts.

+ Read more about sustainability policies, procedures and standards on [page 72](#) and [73](#)

Our Actions in 2023

Thrive

In 2023, we continued to improve our Thrive digital platform, focusing on increasing data coverage, especially from third-party suppliers. Our data now represents more than 94% of our total tobacco leaf purchases, increasing from 84% in 2022.

We also continued to build on traceability, leading to a better mapping of the number of farmers supplying tobacco specifically to BAT (rather than our suppliers' total farmer base).

Farmer living income analysis 2022

In 2022, we conducted an independent review of our living income calculation to analyse farm total income and compare with macro-economic indicators, including the cost of living. The methodology was applied to 13 Group's own Leaf Operations (excluding the U.S.) and is based on the Anker Methodology³. In 2023, we developed the BAT Sustainable Living Income Guidance to help bring a more positive financial return to farmers with a focus on action plans; yield; cost of production; training, and income diversification.

- In Kenya, we aim to promote farmer food security and reduce dependency on tobacco. In 2023, 100% of the farmers directly contracted by BAT Kenya participated in diversification activities, such as growing avocados in regions with sufficient rainfall, which can provide a significant additional future income.
- In Sri Lanka, we provide free seeds of cereals and vegetables to contracted farmers and community members, enabling them to grow their own food and earn extra money. The programme benefited 5,020 people in 2023 and generated an additional income of US\$ 490,361.

Building community resilience

Our community programmes cover issues ranging from women’s empowerment and rural development to providing access to healthcare, clean water and sanitation. For example, our mobile doctor units in Pakistan, operational since 1985, provided healthcare services to more than 100,000 people in remote tobacco-growing communities to date. In Bangladesh, we installed 119 water filtration plants since 2009, providing more than 595,000 litres of safe drinking water per day to more than 290,000 people. This included 7,000 new beneficiaries in 2023.

Our Women Empowerment Programme

Lack of women’s empowerment in rural communities is one of the root causes of child and forced labour.

As reported in Thrive, women’s empowerment training reached more than 67,186 people in 2023. Below are some examples of achievements in 2023.

- The Women Empowerment Programme in Pakistan trained 11,387 rural women to boost their family income. 100% of the contracted farmers had at least one female family member trained (wives, daughters, sisters or mothers), an increase from 77% in 2022.
- Women’s empowerment training programmes by 17 Thrive suppliers.

In 2023, we reviewed our existing approach and developed a Women’s Empowerment Framework, which we will continue to build and implement. This includes:

- Women’s and girls’ welfare and health; capacity building;
- Creating opportunities to improve livelihoods; and
- Addressing cultural barriers and more.

+ Read about our women empowerment programmes at bat.com/womenempowerment

Lessons Learnt

BAT has worked with farming communities for many years and through our Thrive assessments, and other programmes, we have learnt that a long-term, collaborative approach that accounts for local conditions and impacts, can be the most challenging but is also the most successful in improving farmer livelihoods. We are learning more about the interconnectivity of environmental issues and human rights, working in areas such as climate change and biodiversity, in order to increase environmental and economic resilience for farmers and rural communities.

What’s Next?

- Continuing to focus on living income action plans, diversification and ongoing training for directly contracted farmers;
- Addressing the systemic issues that impact the communities by taking a holistic approach to advance gender equality through our new Women’s Empowerment Framework;
- Continuing to explore new partnerships to positively impact farmer livelihoods and build community resilience.

Stakeholder perceptions and key insights from our DMA



What do our Stakeholders Think About Farmer Livelihoods?

While this topic remains highly important to BAT, the inward and outward impact of this issue is seen to be lower than other topics in relative terms. As we still very much rely on tobacco growing, stakeholders expect our efforts to have a positive impact on the socio-economic wellbeing of farmers and affected communities.

How Will the Material Impact of Farmer Livelihoods Shift Over Time?

The transition to New Category products and the associated decrease in tobacco demand will undeniably impact farmers over time. As the number of contracted farmers decreases, we must continue to strengthen our mitigation measures to minimise negative impacts on the livelihoods of farmers and affected communities, and allow for a sustainable transition.

Notes:

1. This is our ambition, which covers all tobacco we purchase for our products (‘tobacco supply chain’); which is used in our combustibles, Traditional Oral and Tobacco Heated Products.
2. Our metrics derive data from our annual Thrive assessment, which includes our directly contracted farmers and those of our third-party suppliers, which represented over 94% of the tobacco we purchased by volume in 2023 (‘Thrive Supply Chain’).
3. <https://www.living-income.com/measurement-living-income>.

Sustainable Future

Marketing and Communications



Ambition	Metrics	2023	Status
Full compliance with marketing regulations	Incidents of non-compliance with regulations resulting in regulatory warning ¹	0	■ Ongoing focus area
	Incidents of non-compliance with regulations resulting in a fine or penalty ^{1,2}	3	■ Ongoing focus area

+ Find out more:
Refer to the BAT 'Reporting Criteria' for a full description of key terms and definitions at bat.reporting.com

Our ongoing iCommit training programme

iCommit is our training programme for responsible marketing, covering key measures for ensuring IMP and UAP compliance across all channels.

In 2023, we incorporated iCommit into the onboarding process for all new employees and the key components into the Standards of Business Conduct (SoBC) mandatory annual sign-off, to provide a refresher for all employees.

All new employees to our partner marketing agencies are also asked to complete the training as part of onboarding. In 2023, we achieved 100% iCommit completion rate.

+ For more information about our SoBC sign-off, please see [page 98](#)

Setting standards for retailers

Our UAP Guidelines mandate that each market has a UAP programme in place. We conduct engagement activities with physical and e-commerce third-party retail customers and distributors to uphold BAT's responsible marketing standards. Examples of engagement include providing training and signage with UAP messaging to retailers.

Marketing in a digital age

Our e-commerce and social media channels play an important role in digitising our business. We seek to approach these channels in a responsible way and in accordance with our responsible marketing standards and processes, including those relating to UAP. We do not use open social media for our combustibles brands.

We only use social media sites where the majority of users are adults. Our social media accounts, and our paid content on these platforms, are only visible to users who have confirmed they are adults.

Where we use social media partnerships to promote New Category products, we select third party partners where their audience is predominately adult.

Our Digital Marketing Hub continues to provide guidance on how to achieve long-term consumer satisfaction and product awareness in a responsible way.

In our own e-commerce channels, we implemented digital age-verification solutions. For instance, in the UK, France and Ireland, we use a privacy-focused facial age estimation technology to age-verify customers in our own e-commerce channels. We also have pilots in place in some of our physical stores in the UK and Norway using the same technology. In the U.S., we sponsor TrueAge™, a digital ID check solution that enhances the accuracy of age-verification when purchasing age-restricted products in stores.

Frameworks

GRI	GRI 417-2, GRI 417-3
SASB	FB-TB-270.a.1, FB-TB-270.a.2
PAI	This topic is not mapped by a specific PAI indicator

Our Impact

Inward impact: Marketing freedoms with respect to our New Category products are critical for our ability to deliver on Tobacco Harm Reduction (THR). Through communicating and raising awareness around reduced-risk products[†], we can support the acceleration in reduction in smoking rates and, in turn, smoking-related diseases.

Outward impact: We can only achieve sustainable, long-term growth as a business through responsible marketing of our products. We communicate that tobacco and nicotine products are for adults only. We recognise concerns regarding underage consumption, particularly with respect to Vapour products. We emphasise the need for clear and meaningful product information, while also focusing on preventing underage access.

Managing Impact

Our approach to responsible marketing is governed by our International Marketing Principles (IMP), which apply to all BAT entities and marketing suppliers. These principles emphasise responsible, accurate, and adult-targeted marketing. They apply even when they are stricter than local legal standards. During 2023, the Board reviewed and approved new Responsible Marketing Principles which will be implemented in 2024. A crucial aspect of responsible marketing is underage access prevention (UAP), supported by guidelines and toolkits in all our markets, including third-party distribution channels.

All our marketing suppliers are held to the same standards. Their compliance with the IMP is explicitly required in our contracts, as well as through the Supplier Code of Conduct (SCoC).

+ Read more about sustainability policies, procedures and standards on [page 72](#) and [73](#)

Our Actions in 2023

Reporting and resolving incidents of non-compliance

In 2023, we identified 3 incidents of non-compliance with marketing regulations resulting in a fine or penalty and 0 incidents of non-compliance with regulations resulting in a regulatory warning. Any allegations of non-compliance are managed and escalated by the relevant market. Regional Heads of Legal who report any relevant findings to the Regional Audit Committee and remediation actions are implemented, as appropriate.

Evolving our approach to responsible marketing

We regularly review our marketing practices to ensure they remain fit for purpose and reflect developments in marketing, our product portfolio, technology, evolving regulatory developments and stakeholder expectations. In 2023, we initiated a project to review and refresh our IMP and supporting frameworks.

In 2024, we plan to launch refreshed principles and publish the supporting frameworks, providing transparency on our standards and commitments to responsible marketing and UAP.

Monitoring social media marketing

The Digital Confidence Unit (DCU) is dedicated to monitoring social media content 24/7 for compliance and reputational management purposes. To provide central oversight of our social media posts, the team reviews our social media posts to check for compliance with our IMP and UAP guidelines. The DCU engages with markets, as appropriate, to ensure swift remediation of any incidents identified.

Committed to communicating transparently

We continue to strive for our communication and marketing initiatives to be responsible across all channels, paying close attention to how, what and with whom we communicate.

This approach also extends to the quality of our data and associated disclosures in relation to sustainability. Any claims and statements in our communications undergo an established review and sign-off process that involves representatives from all relevant functions, including the Legal function. For example, in order to improve the accuracy of and to help substantiate the sustainability claims for our products, we work closely with our suppliers to obtain information regarding the materials and processes used, and carry out checks to verify the accuracy of the contents.

Lessons Learnt

In recent years, concerns have been raised by our stakeholders, including regulators, regarding certain marketing practices of others within the tobacco and nicotine industry, such as marketing that appears to target the underage and the sale of non-compliant products through unregulated channels.

We are committed to marketing our products responsibly. We strive to elevate industry standards through our responsible marketing and underage access prevention practices.

We have sought to proactively engage with relevant authorities to address irresponsible marketing practices. While we impose high standards on our retailers through our SCoC, our ability to directly control their impacts is constrained. For retailers, non-compliance cases are handled locally and involve measures such as training, warnings and penalties. We will continue to work with our customers and retailers to raise awareness on the importance of underage access prevention.

What's Next?

- Planning to launch our refreshed Responsible Marketing Principles and Responsible Marketing Code. The rollout will include training for all employees and third parties involved in the development, marketing and sales of our products (see Our Responsible Marketing Strategy at page 96);
- Planning to strengthen underage access prevention measures, as well as engaging further with regulators and retailers across our markets to support education, engagement and enforcement to prevent underage access to tobacco and nicotine products; and
- Continuing to invest in innovative third-party technologies to mitigate risks relating to underage access, such as computer vision and artificial intelligence (AI) to strengthen the age verification process across our e-commerce channels and retail stores.

Stakeholder perceptions and key insights from our DMA



What do our Stakeholders Think About Marketing and Communications?

Our stakeholders believe that not managing marketing and communications responsibly will have a high impact on our social license to operate. They also acknowledge that regulatory restrictions can limit our ability to inform adult smokers about our products.

How Will the Material Impact of Marketing and Communications Shift Over Time?

Limitations imposed by regulatory restrictions on tobacco and nicotine products could present a competitive disadvantage for our business over time. Moreover, underage access of New Category products was raised as an issue of increasing severity, and it is a topic that stakeholders, regulators and the media are watching keenly. We discuss our actions to tackle this issue in the Our Actions in 2023 and What's Next sections above.

Notes:

1. Incidents of non-compliance with regulations that result in warning or in fine or penalty are dealt with at End Market level. To collect the 'Incidents of non-compliance with regulations resulting in warning/ fine or penalty' compliance data, the local teams are asked to report any instances or potential instances of breach, which may include allegations of inappropriate marketing, or investigations regarding marketing non-compliance that they are aware of in their market.
 2. In line with a reclassification of 'ongoing incidents' (which, from 2023 reporting will be included as an 'incident' when the final decision is issued). The 2022 number has been restated (three previously reported for 2022).
- * Based on the weight of evidence and assuming a complete switch from cigarette smoking. These products are not risk free and are addictive.
- † Our Vapour product Vuse (including Alto, Solo, Ciro and Vibe), and certain products, including Velo, Grizzly, Kodiak, and Camel Snus, which are sold in the U.S., are subject to FDA regulation and no reduced-risk claims will be made as to these products without agency clearance.

Sustainable Future

Ethics and Integrity



Ambition	Metrics	2023	Status
100% Aiming for full adherence to our Standards of Business Conduct (SoBC)	% of Group employees completed SoBC training and compliance sign-off procedure	100	<input checked="" type="checkbox"/> Achieved
	Number of established SoBC breaches ²	123	<input type="checkbox"/> Ongoing focus area
	Number of disciplinary actions resulting in people leaving BAT	79	<input type="checkbox"/> Ongoing focus area

+ Find out more:
Refer to the BAT 'Reporting Criteria' for a full description of key terms and definitions at bat/reporting.com

Addressing non-compliance with our SoBC

In 2023, 427 of all the 707 SoBC contacts were assessed as alleged SoBC breaches and reported to the Audit Committee. In 49% of these alleged breaches, the person raising the case chose to remain anonymous. Our SoBC Assurance Procedure defines how all reports of alleged SoBC breaches should be triaged, investigated and remediated fairly and objectively. Our Business Integrity Panel seeks to ensure that the procedure is applied consistently. In 2023, figures for detailed investigations conducted into all reported cases were:

- No wrongdoing was found in 135 cases (2022: 111);
- Investigation ongoing at year-end for 169 cases (2022: 97); and
- 123^{@1@} cases were established as breaches and appropriate action taken (2022: 84).

In 2023, the established SoBC breaches resulted in 79^{@1@} people leaving BAT (2022: 58) and 53 written warnings (2022: 36). If any weakness in internal controls is identified, appropriate measures are taken to strengthen them.

Frameworks

GRI	GRI 2-26, 205-2, 205-3, 415-1
SASB	This topic is not mapped by a specific SASB standard
PAI	10, 11, 14, S5, S7

Our Impact

Inward impact: Unethical behaviour can damage business, reputation and consumer trust. It can also distort markets, causing economic, social and political impacts, often with more pronounced impacts on developing countries.

Outward impact: As a global business, promoting ethical behaviour and monitoring for compliance is essential. This is why we continue to review and improve our compliance programmes across the Group.

Managing Impact

Our approach to ethics and integrity is outlined in our Standards of Business Conduct (SoBC). Moreover, our Delivery with Integrity programme aims to increase awareness on business ethics and drive a consistent approach to the application of our SoBC across the Group. Our Supplier Code of Conduct (SCoC) defines the minimum standards expected of our suppliers in a number of areas, including compliance, human rights and business integrity. The Anti-Illicit Trade (AIT) chapter is an integral part of our SoBC and sets out the controls all Group companies must have in place to prevent and deter illicit trade. Our Supply Chain Compliance (SCC) Procedures provide guidance for our customers to comply with our AIT chapter as well. These requirements are incorporated into all our contracts with both suppliers and customers.

+ Read more about sustainability policies, procedures and standards on [page 72](#) and [73](#)

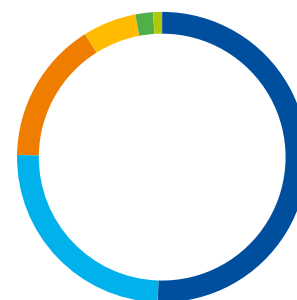
Our Actions in 2023

Enabling everyone to 'Speak Up'

Our SoBC and SCoC make it clear that our employees, business partners and suppliers should Speak Up if they have a concern about actual or suspected wrongdoing. We do not tolerate harassment, victimisation or reprisals of any kind against anyone raising a concern, such conduct is itself a breach of our SoBC. Anyone working for or with the Group, including employees; contractors; contingent workers; business partners; customers; suppliers, and their workers can Speak Up. They can raise concerns anonymously, if they wish, through our confidential, independently-managed 'Speak Up' online and telephone channels, available 24 hours a day in local languages. They can also speak to Human Resources, their line manager or a Designated Officer. In 2023, we updated our SoBC Assurance Procedure so that all cases are triaged and assigned in a more standardised and systematic manner.

Not all contacts involve breaches. Some relate to questions regarding the SoBC. For established breaches, we take appropriate disciplinary actions, ranging from formal written warnings to termination of employment. Where appropriate, we will report matters to the relevant authorities.

Breakdown of reports of alleged SoBC breaches in 2023²



Policy areas	Breakdown (%)
Social and Environment	51
Corporate Assets and Financial Integrity	25
Personal and Business Integrity	16
Others not relating to a specific policy area	6
National and International Trade	2
External stakeholders	1

Notes:

1. @Figures with independent limited assurance by KPMG.[@]
2. Consistent with previous years' reporting, cases are not included in the above if they were not resolved at year-end. This data excludes Russia and Belarus. Refer to our ESG Performance Data Book 'Reporting Criteria' for further information.

Preventing non-compliance

Our Sanctions Compliance Procedure and Third-Party Anti-Financial Crime Procedure create a comprehensive framework to promote compliance with a range of legal and regulatory requirements applicable to the Group. In 2023, our Global Sanctions e-learning programme was completed by approximately 22,000 employees. It is designed to support employees to build confidence in identifying key sanctions compliance risks. In addition, we have updated our employee onboarding protocol by including a requirement to complete an e-Induction on our SoBC within four weeks of commencing employment.

We have also updated our retailers' onboarding protocol and framework to enable the detection of retailers' potential exposure to sanctions and risks. With this new protocol, customers (e.g. retailers and distributors) are screened before onboarding to allow for better risk management.

As set out in our M&A Transactions Compliance Procedure, our due diligence procedures for mergers, acquisitions and corporate ventures include human rights and modern slavery checks. If risks are identified, mitigation steps are taken as appropriate.

Further, we invested in technology-driven solutions to refine our compliance platforms. For example, we enhanced our Delivery with Integrity programme by implementing continuous real-time screening for all business partners.

Preventing and tackling illicit trade in tobacco products

Focusing and maintaining controls to prevent diversion of our products is a key component in our fight against illicit trade.

We have a dedicated Forensic and Compliance Team (FaCT) that analyse seized products, determine counterfeits and identify illicit machinery used in their production. In addition, they maintain supply chain controls through a seizure management process tailored to satisfy our contractual and regulatory obligations.

The team is also instrumental in conducting Empty Pack Survey (EPS), a global anti-illicit trade research programme that provides insight into illicit trade incidences. Last year, more than 40 markets participated in approximately 80 surveys.

We continue to strengthen our AIT approach by reviewing our existing obligations followed by regular updates of our Policies and Procedures. This year, we launched the SCC Procedures App, which seeks to ensure that a consistent approach is taken across all BAT operating companies. We also streamlined the AIT self-risk assessment process to allow for evaluation of our supply chain risks globally as well as in individual markets.

Amongst other supply chain controls, we roll out a dedicated eLearning programme to all relevant employees every year. The completion rate for the 2023 SCC Procedures eLearning was above 99% across the Group.

Regulation and engagement

'Lobbying and Engagement' and 'Political Contributions' are chapters of our SoBC, which is implemented by all Group companies and applicable to all our employees.

These policies require all our engagement activities with external stakeholders to be conducted with transparency, openness and integrity.

For global regulatory priorities, the views we advocate are the same as those we publish on our website, and we have long supported the OECD's Principles for Transparency and Integrity in Lobbying.

We also respect the call for transparent and accountable interaction between governments and relevant stakeholders, including the tobacco industry, established in Article 5.3 of the World Health Organization's Framework Convention on Tobacco Control. We are open about what we think, and always try to offer constructive solutions that will best meet the objectives of regulation, while minimising any negative unintended consequences. Regulatory engagement by our businesses is monitored throughout the year by our Regional Audit and CSR Committees.

Lessons Learnt

In recent years, the evolving stakeholder expectations and regulations have made it imperative for businesses to embrace heightened transparency across all facets of their operations. As a company navigating diverse jurisdictions, the call for transparency and integrity becomes even more important. To remain a trusted organisation, we recognise the need to champion transparency.

What's Next?

- Continuing to refine our Speak Up system to increase employees' trust in the system; and
- Innovating on our compliance monitoring through technology that enables us to analyse data from our systems and generate insights and foresights.

+ Find details of our other governance priorities, including data privacy and cyber security on [pages 355 and 369](#)

Stakeholder perceptions and key insights from our DMA



What do our Stakeholders Think About Ethics and Integrity?

Stakeholders considered that this presented important risks for our business, as well as opportunities. They acknowledged and applauded the mitigation measures that we have put in place, but also noted the need to remain vigilant and refresh our mitigation measures as appropriate.

How Will the Material Impact of Ethics and Integrity Shift Over Time?

The current inward impact of this topic on our business is significant. While Ethics and Integrity remains crucial to our license to operate and corporate culture, its inward impact may reduce over time as we continue to improve upon and leverage due diligence processes we have put in place.

Sustainable Future

Supplier Engagement



Targets	Metrics	2023	Status
<p>100%</p> <p>of product materials and high-risk indirect suppliers to have undergone at least one independent labour audit within a three-year cycle by 2025</p>	<p>% of product materials and high-risk indirect suppliers to have undergone at least one independent labour audit within a three-year cycle</p>	58.8	<p>■ On track</p>
<p>20%</p> <p>of suppliers of purchased goods and services by spend, to set Science-Based Targets (SBTs) by 2025</p>	<p>% of suppliers of purchased goods and services by spend to set Science-Based Targets (SBTs) by 2025</p>	15	<p>■ On track</p>

+ Find out more:
Refer to the BAT 'Reporting Criteria' for a full description of key terms and definitions at bat/reporting.com

Additionally, we invited more than 600 suppliers representing 92% of our purchased goods and services emissions, to respond to the CDP Supply Chain programme. The data we collect from our suppliers through the programme enables us to better understand our wider environmental impact and set targets. We recorded a 92% response rate, which is above the average industry response rate of 59%. This level of engagement is almost a threefold increase in comparison to 2022 (over 200 suppliers) and builds upon our recognition as a Supply Chain Engagement Leader by CDP in 2022. Throughout the disclosure cycle, we invited our suppliers to multiple capability building webinars.

+ Details of our carbon reduction programme can be found in our [Low Carbon Transition Plan](#)

Human rights programme and capability

In 2023, we developed a tracking and monitoring tool, which allows BAT's procurement teams to have greater visibility of our Social Due Diligence programme. We also provided training to our procurement teams on the tool, raising social awareness and building capability in our value chain.

Sharing our learnings beyond our supply chain

As a member of The Sustainable Procurement Pledge, we joined other professionals, academics and practitioners to share and learn best practice in responsible sourcing practices; and in partnership with Gartner (one of the leading sustainability consultancies), we took part in their Supply Chain podcast series, sharing our insights on how to drive organisational success.

Social due diligence in our product material supply chain

Adherence to the SCoC is mandatory in all sourcing processes and sets the guidelines and standards for all our suppliers to conduct their operations in a responsible and ethical manner.

Any new product materials supply chain suppliers must undergo an independent due diligence audit aligned to ILO standards and achieve a score of 70% to qualify.

Existing suppliers are assessed using a risk-based approach, depending on their category and risk level. All New Category and high-risk direct material suppliers undergo on-site audits by Intertek. The assessment criteria include labour, wages and hours, health and safety, environment and management systems. All other suppliers undertake self-assessments by EcoVadis to evaluate their performance in areas such as environment, labour and human rights, and ethics. All New Category Tier 1 suppliers are audited on an annual basis.

Frameworks

GRI	GRI 308-1, 414-1, 414-2
SASB	FB-AG-430a.2
PAI	S4

Our Impact

Inward impact: We have a relationship with 1,300 direct and 32,500 indirect product material suppliers. Our suppliers' environmental and social performance is critical to meeting our own social and environmental targets. Proactively engaging with our suppliers and working with them to build capability contributes to the Group's overall success.

Outward impact: We strive to be a positive influence on how our suppliers approach sustainability, including how they manage environmental, human rights and health and safety risks. As valued business partners, it is crucial to listen to and engage with our suppliers to build trust and drive progress.

Managing our Impact

Our approach to Supplier Engagement is set out in our Supplier Code of Conduct (SCoC). It defines the minimum standards we expect from our suppliers in supplying goods or services to BAT or its Group companies and complements our Standards of Business Conduct (SoBC). To meet our sustainability goals, we particularly focus our supplier engagements on human rights and climate change, and we have set our Supplier Engagement targets in these areas.

+ Read more about sustainability policies, procedures and standards on [pages 72 and 73](#)

Our Actions in 2023

Engaging with direct and indirect suppliers on climate change

We continue to make progress on our SBTi supplier engagement goal, which is for 20% of suppliers of purchased goods and services by spend, to set Science-Based Targets (SBTs) by 2025. This year, we are more than halfway to achieving this goal, with 15% of such suppliers having SBTs in place.

We continued to invest in our supplier enablement programme, which helps our suppliers to improve their environmental performance and data quality. Examples of our achievements include:

- Working with our top 60 CO₂e emitting suppliers to share best practices and insights on reducing their carbon footprint, based on our own carbon reduction programme.
- Providing one-to-one training on renewable energy in our New Category supply chain, which has led to an increase in our suppliers' procuring renewable energy, backed by iREC certificates.
- Holding sustainability-focused supplier events in Bangladesh and Pakistan to help our suppliers build the capabilities to manage local challenges in these key geographies.

Our efforts have resulted in suppliers implementing their own low carbon initiatives such as lower carbon generation, setting emission baselines, and reporting and tracking emissions – many of them did it for the first time in 2023.

In 2023, 623 social assessments of suppliers in 55 countries were conducted through our external audit partners, Intertek and EcoVadis:

- Tier 1 product materials suppliers: 478;
- Lower-tier product materials suppliers: 50; and
- Indirect suppliers: 95.

Out of the 623 assessments, 167 were re-audits from previous years and 186 were new audits. We require further cycles of audits based on our suppliers' previous audit score.

The number of second cycle of audits was 144 and 34% of those re-audited improved their audit performance from the first audit.

Of the issues identified, 83% were classified as 'moderate' and 17% as 'major'. 'Major' non-compliances included:

- Labour Standards/Human Rights 75%
- Environmental issues 25%

51% of corrective actions identified were completed and verified by year-end 2023, with the remainder on track to close by the end of Q2 2024.

We have joined the Responsible Business Alliance (RBA) as a Supporter Member and the Supplier Ethical Data Exchange (Sedex) to expand the coverage of audits globally and to improve our own social due diligence and those of our suppliers, particularly in the electronics supply chain.

Responsible mineral sourcing

Our electronics supply chain for our New Category products can have many layers of suppliers between the raw materials and the final product. This complexity can increase risks for both the security of the supply chain and human rights. Therefore, we focus on mapping our supply chain and continue to drive our key suppliers to manage sustainability issues in their supply chains by holding them accountable for their progress in this area.

Our commitment to responsible mineral sourcing is outlined in our SCoC. This includes, but is not limited to, working with our suppliers to:

- Exercise appropriate due diligence; and
- Identify the origin of 'conflict minerals' in our New Category products, with reference to the OECD's internationally recognised guidelines for responsible mineral supply chains. We report on our findings annually in our Conflict Minerals Report.

In 2022, we obtained membership to the Responsible Minerals Initiative ('RMI' – formerly the Conflict-Free Sourcing Initiative). As members of the RMI, we participate in cross-industry efforts to support responsible minerals sourcing, and by utilising the resources that are available to RMI members, we seek to further enhance our minerals supply chain due diligence process.

Lessons Learnt

Navigating the complexities of our supply chain and adapting to local contexts are key to successful collaborations with our global supplier base. Over the years, we have refined our engagement with suppliers, fostering a more collaborative and continuous approach, complemented by targeted training initiatives.

We understand the need to adapt our engagement approach to suppliers' needs and to leverage our interactions to support their progress in reducing their carbon footprint.

What's Next?

- Expanding our Supplier Enablement Programme to cover both global and local strategic suppliers and drive capability within our non-leaf supply chain; and
- Continuing to engage with our non-leaf suppliers to improve the visibility and traceability of our supply chain and prepare for upcoming legislation on supply chain transparency.

Stakeholder perceptions and key insights from our DMA



What do our Stakeholders Think About Supplier Engagement?

While former relationships are well understood, stakeholders noted that the awareness of our impact on other suppliers is less mature. As we further transition to New Categories, more attention is needed on this topic. Engaging with this supplier group will be critical to our work on human rights and climate change, in particular.

How Will the Material Impact of Supplier Engagement Shift Over Time?

The impacts of this topic may become more significant over time as our business transforms. Further, the level of maturity of our New Categories supply chain means that new risks may emerge, for example, in its resiliency. It is crucial that we continue our work on supplier engagement to better manage and mitigate those risks.

Note:

1. Excluding Russia and Belarus. More details about changes to the Group related to Russia and Belarus are available on page 280 of this document.

† Definitions:

Tier 1 suppliers: Direct suppliers of final products or materials.

Lower-tier suppliers: Suppliers, with whom we have a commercial relationship, who supply materials or products to our Tier 1 Suppliers.

† Refer to the BAT 'Reporting Criteria' for a full description of key terms and definitions at [bat/reporting.com](https://www.bat.com/reporting.com)

Sustainable Future

TCFD Reporting

A summary of our response to the Task Force on Climate-related Financial Disclosures (TCFD) recommendations is set out below. Under the FCA’s Listing Rules, our reporting is consistent with the four TCFD recommendations and 11 recommended disclosures set out in Figure 4 of Section C of the TCFD report “Recommendations of the Task Force on Climate-related Financial Disclosures”, including the guidance set out within the 2021 TCFD annex. We will continue to develop our climate-related disclosures in the future. For more information see page 116.

TCFD at a Glance: Summary of our Response		
Governance: Disclose the organisation’s governance around climate-related issues and opportunities		
a) Describe the board’s oversight of climate-related risks and opportunities.	Our Board has oversight of our climate-related risks and opportunities. The Board approves the Group’s environmental targets. It reviews the Group’s environment strategy, targets and performance twice a year and the Group risk register and ESG risk register, both of which include climate-related risks, annually. In 2023, the Board approved a revised version of the Environment Policy. The Audit Committee reviews the Group risk register and ESG risk register twice a year and oversees the Group’s approach to TCFD reporting.	+ Read more on pages 70 and 103
b) Describe management’s role in assessing and managing climate-related risks and opportunities.	Management is responsible for identifying and assessing risks including climate-related risks. Mitigation plans are required to be in place to manage the risks identified and progress against those plans is monitored.	+ Read more on pages 70 and 103
Strategy: Disclose the actual and potential impacts of climate-related risks and opportunities on the organisation’s businesses, strategy, and financial planning where such information is material		
a) Describe the climate-related risks and opportunities the organisation has identified over the short, medium, and long-term.	We have identified six climate-related risks and two opportunities. For each, the level of likelihood and impact has been analysed up to 2050 with a particular focus on 2030 and 2050 to match the time frames of our key ESG commitments.	+ Read more on pages 106 to 112
b) Describe the impact of climate-related risks and opportunities on the organisation’s businesses, strategy, and financial planning.	We have assessed the impact of these risks and opportunities on our strategy and financial planning. The results show that, while there are financial risks that would need to be managed, these are not substantive enough to require a material change to our business model.	+ Read more on pages 106 to 112
c) Describe the resilience of the organisation’s strategy, taking into consideration different climate-related scenarios, including a 2°C or lower scenario.	We have conducted an assessment of the resilience of our strategy, taking into consideration three climate-related scenarios: Sustainable Transition (based on a global 1.5°C temperature rise), Delayed Transition (based on a global 2°C temperature rise) and Climate Change Inaction (based on a global 3°C temperature rise).	+ Read more on pages 106 to 112
Risk management: Disclose how the organisation identifies, assesses, and manages climate-related risks		
a) Describe the organisation’s processes for identifying and assessing climate-related risks.	Directly-reporting business units (DRBUs) and functions identify risks and opportunities, including climate-related physical risks, which are captured on risk registers and assessed against the materiality thresholds for impact (high/medium/low) and likelihood (probable/possible/unlikely), defined by our Risk Management Framework. Group KPIs are set to identify climate-related physical and transition risks (where relevant).	+ Read more on pages 111 and 112
b) Describe the organisation’s processes for managing climate-related risks.	Mitigation plans are required to be in place to manage the risks, including climate-related risks identified, and progress against those plans is monitored. Decisions on how to manage the risks are based on a variety of considerations, including risk score, our ability to influence or control the risk and cost and effectiveness of mitigation.	+ Read more on pages 111 and 112
c) Describe how processes for identifying, assessing, and managing climate-related risks are integrated into the organisation’s overall risk management.	Our processes for identifying, assessing, and managing risks, including climate-related risks, are integrated across the Group as part of our Risk Management Framework. This includes regular reviews of the Group risk register and ESG risk register by our Group Risk Management Committee, chaired by the Finance Director. The Group risk register and ESG risk register are also reviewed annually by the Board and biannually by the Audit Committee.	+ Read more on pages 111 and 112
Metrics and targets: Disclose the metrics and targets used to assess and manage relevant climate-related risks and opportunities where such information is material		
a) Disclose the metrics used by the organisation to assess climate-related risks and opportunities in line with its strategy and risk management process.	We have clearly defined metrics for each of our sustainability priority areas, including climate change, against which we report on our performance and progress each year.	+ Read more on pages 113 and 114
b) Disclose Scope 1, Scope 2, and, if appropriate, Scope 3 greenhouse gas (GHG) emissions, and the related risks.	We disclose Scope 1, Scope 2 and Scope 3 GHG emissions and the related risks in our reporting.	+ Read more on pages 113 and 114
c) Describe the targets used by the organisation to manage climate-related risks and opportunities and performance against targets.	Our targets to manage climate-related risks and opportunities include targets of 50% reduction of Scope 1 and 2 GHG emissions, and 50% reduction of Scope 3 GHG emissions by 2030 (vs a 2020 baseline) ¹ and to reach Net Zero GHG emissions across our value chain by 2050 at the latest. These are supported by a range of other environmental targets against which we report our performance and progress each year.	+ Read more on pages 113 and 114

Note:
 1. Compared to a 2020 baseline. Comprises 50% reduction in Scope 1 and 2 and 50% reduction in Scope 3 GHG emissions, where Scope 3 emissions target includes purchased goods and services, upstream transportation and distribution, use of sold products and end-of-life treatment of sold products, which collectively comprised >90% of Scope 3 emissions in 2020.

Governance

Board oversight

The Board is collectively responsible for the sustainable, long-term success of the Company's and the Group's strategic direction, purpose, values and governance. This includes responsibility for the Group's strategy and ensuring that resources are in place for the Group to meet its business objectives within a framework of internal controls.

Our Board has strategic oversight of our sustainability agenda and takes climate-related considerations into account where applicable when making strategic decisions, including in relation to budgeting, risk management and overseeing capital expenditure. The Board has approved all Group environmental targets (including for GHG emissions) and receives an update on performance twice a year from the Director, Operations.

The Board reviews the Group risk register and ESG risk register, both of which incorporate climate-related risks, on an annual basis. In addition, the Board reviews the Group budget which takes into account capital allocation to deliver the Group's sustainability agenda and associated targets.

+ Read more about our Climate Change and Circular Economy risk in the Group Principal Risks on [page 121](#) and in the Group Risk Factors on [page 354](#)

In 2023, the Board approved a revised version of the Group's Environment Policy, effective from July 2023, and the introduction of updated versions of our SoBC and SCoC (from 1 January 2024), both of which include environmental management requirements. In 2023, the Board also received an in-depth briefing on developments in sustainability regulations, including TCFD requirements.

The Board has delegated certain responsibilities to the Audit Committee, which is responsible for reviewing the effectiveness of the Group's risk management and internal controls systems, including those relating to climate change.

The Audit Committee reviews the Group risk register and the ESG risk register twice a year and regularly reviews the Group's progress against sustainability targets, including emission targets that address climate-related issues (see targets on page 113). The Audit Committee also receives reports from the Group's Regional Audit Committees and Corporate Audit Committee, which monitor the effectiveness of business risk management and internal controls across regions and central functions. In 2023, the Audit Committee continued to oversee developments in our approach to reporting in alignment with the TCFD framework, including the introduction of additional climate scenario analysis in our risk assessments.

The Chair of the Audit Committee provides a full briefing to the Board following each Audit Committee meeting, including decisions taken and key topics discussed by the Audit Committee.

Management's role

The assessment and management of climate-related risks is embedded across relevant business areas at Group, regional and local levels, with appropriate management oversight at each level, as shown on the chart on page 70.

Our approach provides a flexible channel for the structured flow of information, monitoring and oversight of climate-related risks and environmental matters at the level and format best suited to the context.

Our Management Board, chaired by our Chief Executive, is responsible for overseeing the implementation of Group strategy and policies, and monitoring Group operating performance, including in relation to sustainability and climate. The Chief Executive and other Management Board members then report on performance to the Board.

Management Board members are regularly updated on material risks and development of strategic plans, including those relating to climate change, along with associated risk mitigation plans, by risk owners, risk managers and their respective teams. This includes regular monitoring by the Group Risk Management Committee, chaired by the Finance Director. The Chief Strategy & Growth Officer has overall responsibility for the delivery of the Group Sustainability Agenda, supported by the Sustainability team, including our Chief Sustainability Officer, Head of Corporate Sustainability and sustainability subject-matter experts across the Group.

The Director, Operations has overall responsibility for delivery of the Group's climate strategy and environmental targets, supported by the Group Head of Operations Development and Sustainability, the Operations Sustainability team, the Group Sustainability team and regional sustainability managers.

Each reporting unit reports on a monthly basis. Monitoring and reporting of consolidated Group performance and metrics is completed quarterly by the Group Operations Sustainability team. Each directly-reporting business unit of the Group (DRBU) has an Environment, Health & Safety (EHS) Steering Committee, with overall responsibility to deliver environmental targets at site level held by the General Manager or site manager. EHS is also a standing agenda item for management meetings and governance committees at area, regional and global levels.

These local management meetings and committees report into the Operations Sustainability Forum, chaired by the Director, Operations. This acts as a conduit to track delivery of environmental targets and gain visibility of new and emerging risks posed by climate change.

The Operations Sustainability Forum oversees business plans to mitigate risks identified, reviews performance and tracks progress of our regions and business units in delivering the Group's environmental targets.

Summary of Climate-related Matters Reviewed by the Board in 2023:

- Group risk register and ESG risk register (annually)
- Environmental performance (twice a year)
- Approval of the ARA and 20-F in February/March 2023
- In-depth review of sustainability reporting regulations in April 2023
- Approval of the revised Group Environment Policy effective from July 2023
- Review of business stakeholder engagement in October 2023, which included an update on the refreshed Double Materiality Assessment
- 2024 Budget Review (including Operations sustainability budget) in December 2023
- Approval of an updated version of the SoBC and SCoC, effective from 1 January 2024

Sustainable Future

TCFD Reporting Continued

Strategy

Our purpose to build A Better Tomorrow™ and our Group strategy are set out on page 2. Our Sustainability Priorities, with climate change as a key priority under the 'Delivering Net Zero GHG Emissions Across Our Value Chain' pillar, are set out on page 66.

We rely heavily on natural resources to run our business and our ability to secure these resources is directly linked to the effects of climate change. Not only does the climate crisis impact society and the environment, it also threatens our business growth. It is therefore imperative that we develop strong mitigation and adaptation strategies and work together with the private and public sector to take action.

In this context, BAT has a target to reduce our value chain GHG emissions by 50% by 2030 and, by 2050, to achieve Net Zero GHG emissions across our value chain. In 2022, we published our Low Carbon Transition Plan (LCTP), which outlines how we intend to align our business model with a world in which the rise in global average temperature should be limited to no more than 1.5°C above pre-industrial levels and contribute to an economy that works for people and the planet by addressing climate-related risks and opportunities.

+ Read more about our approach to Financial Planning in Decarbonisation in 2022 Low-Carbon Transition Plan at bat.com/LCTP

Our climate strategy

To deliver on our climate goals, we have an integrated climate strategy covering both our own business operations and our wider value chain. Key attributes of our climate strategy include:

- Reducing the environmental impact of our direct operations (see page 80);
- Building a climate-resilient supply chain in partnership with our key direct and indirect suppliers (see page 100) and performing climate scenario analysis to understand the resilience of our business against a set of identified climate-related risks and opportunities;
- Collaborating with our directly contracted tobacco farmers to introduce sustainable agricultural practices (see page 81);
- Promoting a circular economy model to reduce downstream emissions (see page 82); and
- Protecting our ecosystems, to enhance the resilience of our internal supply chain and wider value chain (see page 84).

+ Read more about our approach to managing our environmental impacts within our sustainability material topics on [page 80](#)

Financial Planning in Decarbonisation

The risks and opportunities posed by climate change continue to be deeply embedded within our financial planning and form a critical part of our Net Zero GHG emissions strategy. We have incorporated Internal Carbon Pricing (ICP) in our financial planning and rolled out a Balanced Scorecard for capital investment activities across our Global Operations, whereby the environmental and social impacts of potential projects are considered against our commitments and targets. Through this approach, we are able to enhance our decision-making and governance processes to consider these impacts, particularly where policy and regulation are yet to exist and, therefore, the effectiveness of conventional financial appraisal tools such as NPV and payback analysis is reduced.

Financial Planning Elements That Have Been Influenced by Risks and Opportunities

The Group's climate change-related risks and opportunities are considered in our strategic and financial planning, our capital allocation decisions and our operational management. The impacts of risks and opportunities arising from climate change help inform our strategies and financial planning to enhance the overall resilience of our business.

The climate scenario analysis undertaken has been performed against three time horizons: (i) short-term (2024-2030); this time period is linked to our 2030 ESG commitments, (ii) medium-term (2031-2040) and (iii) long-term (2041-2050), which aligns to our LCTP across our value chain.

Our material climate related risks and opportunities are detailed on pages 108 to 110.

Revenue

Physical risks of climate change have the potential to adversely impact revenue through supply chain constraints. Our business planning helps us to mitigate these risks through detailed continuity plans such as sufficient inventory durations (with a trade-off on working capital and funding costs) to mitigate short-term supply risks and understanding the longer terms risks on our supply chain.

In addition, sustainability is an increasing factor in consumer purchasing decisions. That is why we continuously seek insights that feed into future product innovations and initiatives.

Our Take-Back schemes for responsible disposal are an example of an initiative we are implementing to improve our product circularity and reduce associated end-of-life carbon emissions.

+ Read more about our approach to end-of-life processes and product circularity on [page 82](#)



Direct operating costs

Ways in which climate change considerations can impact cost of sales and, as such, are considered as part of our financial planning include:

- Tobacco leaf cost increases due to potential supply constraints caused by chronic or extreme weather events;
- Raw materials and innovation cost increases due to raw material shortages and enhancements to our product designs to reduce waste and increase recyclability; and
- The cost of emerging regulation, as well as taxes on carbon emissions and potential increases to the cost of energy impacting our direct operations and wider value chain as we transition to a low-carbon model.

Capital allocation

As part of our financial planning, we require that significant capital investments must include carbon emissions impact calculations which are priced into cash flow projections using Internal Carbon Pricing (ICP), as well as marginal abatement cost, and most recently, balanced scorecard appraisal tools.

The level of ICP is reviewed annually, following benchmarking of external metrics and was set at £67 tCO₂e in 2023 and is forecasted to rise incrementally year-on-year to £120 tCO₂e by 2030.

Capital investment

We fund a dedicated capital expenditure budget that is used to progress the delivery of our ESG commitments. In 2023, this amounted to £34 million with investments in energy efficiency and renewable energy generation, water recycling and efficiency projects, waste reduction, and product innovation-led specification improvements to drive recyclability.

Assets and liabilities

The impact of climate change is considered in the estimates of future cash flows used in impairment assessments, as detailed in note 12 of the financial statements.

+ Read more about the impact of climate change as part of our impairment disclosure on [page 239](#)

Access to capital

Climate risks and opportunities may impact BAT's financing in multiple ways, for example (1) climate change may impact the business financially through potentially higher costs and/or our consumers' ability to buy our products which, if they materialised, could impact our profitability and credit ratings; and (2) perception of our investors towards our ESG progress which could reduce their willingness to invest in BAT or restrict our access to capital, should BAT fail to achieve, or be perceived as having failed to achieve, sufficient progress.

By having clear visibility of climate-related risks and opportunities and mitigating these where possible, the Group expects to have continued access to capital and to be able to undertake acquisitions or divestments, as needed.

The process of managing these risks is embedded in our financing principles which are reported on to the Board. Operationally, funding is also discussed at the Corporate Finance Committee (chaired by our Finance Director).

We also have a Treasury Risk Committee that meets monthly and monitors climate-related risks in the context of the Group's financing needs. In terms of metrics, we have an established medium-term target credit rating which seeks to achieve a balance between balance sheet requirements and access to capital as well as various other metrics. In addition, the Corporate Treasury team is embedded in key discussions on sustainability, as well as dialogues through debt investor engagement to understand the dynamics of ESG impact on funding and capital markets. The Corporate Treasury team takes appropriate actions to mitigate any potential impact on our access to capital due to ESG factors.



Sustainable Future

TCFD Reporting Continued

Climate Scenario Analysis Identification

The selection of the risks and opportunities in our TCFD report was thoroughly reviewed in 2023 as a result of our Double Materiality Assessment process and ESG risk register, which captures risk information gathered from the identification and assessment of the Group ESG-related risks.

See more details on our DMA on page 74 and our ESG Risk Management process on page 112

The TCFD working group, with input from BAT’s subject matter specialists and using the methodology defined in the Group Risk Management Framework, reviewed the identified TCFD risks and opportunities. This review was presented to the Sustainability Leadership Team, who validated the selected six risks and two opportunities with the most material financial impact to investigate in more detail using scenario analysis.

Energy sourcing and energy efficiency were presented as separate opportunities in 2022 but have been consolidated into a single opportunity this year given that they are clearly interrelated. Similarly, cost of capital and cost of insurance have been consolidated into a single transition risk compared to 2022.

In light of current progress against the pledges laid out within the Paris Agreement, and to bolster our assessment of business resilience, this year we determined that it was appropriate to add a third climate scenario to our analysis.

The Delayed Transition scenario is described below and its impact on our climate-related risks is set out on pages 107-110. A Delayed Transition scenario analysis was not modelled for our climate-related opportunities as it was considered to be materially similar to the Sustainable Transition scenario in this regard.

The identification of risks and opportunities is reviewed annually to help ensure that it remains appropriate in the context of a dynamic business and physical environment, and to take account of improved data or modelling which may become available.

Time Horizons

	2030	2050
We have identified and prioritised six climate-related risks and two opportunities. For each, the level of likelihood and impact has been analysed across three time frames being short-term up to 2030, medium-term up to 2040 and long-term up to 2050. The 2030 and 2050 time frames have been selected as they align to our external targets (further details of which are shown in this table). 2040 was selected for our medium-term time horizon, given that it represents a suitable mid-point between the other two periods.	This time frame reflects our targets in relation to 50% reduction in Scope 1 and 2 and 50% reduction in Scope 3 emissions by 2030. The analysis links our most recent business plans, including glide-paths across our operations to mitigate risks and maximise opportunities that may arise to ensure delivery of our business objectives and external commitments.	This time frame aligns to our Low Carbon Transition Plan across our value chain and our commitment to Net Zero GHG emissions, which incorporates an awareness of the highly uncertain potential risks and opportunities.

Three Climate Scenarios

	Sustainable Transition	Delayed Transition	Climate Inaction
Description	In containing global warming to 1.5°C, a wide-ranging transition of our global economy would be required, encompassing policy and regulation, economic and societal shifts, and the development and deployment of new infrastructure and technologies. In this scenario, transition risks are more significant than the severity of physical risks that may arise.	Significant action by economic actors is delayed to 2030, after which a rapid transition of our global economy would be required, encompassing policy and regulation, economic and societal shifts, and the development and deployment of new infrastructure and technologies. In this scenario, transition risks are more significant although physical risks are considered higher than under the Sustainable Transition scenario.	Countries are unable to meet pledges laid out within the Paris Agreement and global warming reaches 3-4°C. Transition risks are considered to be much lower, whilst physical risks would be much higher driven by significant impact to biodiversity as a result of acute and chronic weather events.
Estimated 2100 warming	1.5°C	2°C	3-4°C

Material Climate-related Risks and Opportunities Identified

The six climate-related risks referenced above can be divided into four transition risks and two physical risks.

Transition risks are most notable in relation to carbon taxes, new regulation on products, higher energy costs and increased cost of capital and insurance.

The two physical risks are more significant in the 3-4°C scenario and relate to the impact of extreme weather events and changes to precipitation patterns principally affecting our tobacco supply chain.

The climate-related opportunities are modest and relate to the potential launch of products with positive ESG-related features that consumers value and optimisation of our energy strategy.

Risk/Opportunity	Estimated financial impact on profit in a year	Likelihood			Strategy resilience
		1.5°C	2°C	3-4°C	
Transition risks					
Carbon Taxes	up to £220 million	■■■■	■■■■	■	Strong
Product Taxes	up to £270 million	■■■■	■■■■	■	Strong
Energy Costs	up to £340 million	■■■■	■■■■	■	Strong
Cost Capital/Insurance	up to £390 million	■	■■	■■■■	Strong
Physical risks					
Acute Weather	up to £150 million	■	■■	■■■■	Strong
Chronic Weather	up to £240 million	■	■■	■■■■	Medium
Transition opportunities					
Products and Services	up to £230 million	■■	■■	■	Medium
Energy Sourcing and Efficiency	up to £80 million	■■	■■	■	Strong

Likelihood Key	Strategy Resilience Key	
■ ■■■ ■■■■	Strong:	The targets and mitigation actions in place are providing BAT confidence in our business resilience
Low High	Medium:	Targets and mitigation actions are in place, but external events may challenge our business resilience
	Needs work:	Developing targets and/or mitigation actions to improve our business resilience

Methodology and Assumptions

In accordance with UK Government expectations, we have conducted our climate scenario analysis on at least one scenario under 2°C or lower. We have aligned our methodology to the most recent Intergovernmental Panel on Climate Change (IPCC) assessment, which indicates that limiting global warming to 1.5°C is necessary to prevent the most severe consequences of climate change.

As such, we have aligned our climate scenario analysis to the IPCC methodology, and GHG concentration trajectories known as Representative Concentration Pathways (RCP) 2.6 and 8.5, specifically considering three climate scenarios:

- 1.5°C 'Sustainable Transition'
- 2°C 'Delayed Transition'
- 3-4°C 'Climate Inaction'

The six risks and two opportunities have been modelled, under the three climate scenarios, drawing upon the expertise of BAT's subject matter specialists and external consultants.

Quantitative assessments were performed to understand how the potential impact and likelihood of risks and opportunities may change under each time horizon and climate scenario. The analysis considers the impact to the business for both 2030

and 2050 using the methodology defined in the Group Risk Management Framework.

The modelling drew on external and internal data sources. External sources were used for carbon and energy pricing projections using REMIND-MAGPIE 3.0-4.4 datasets whilst internal sources were used for potential future surcharges on single-use plastics in our products; Group financial data; energy consumption and costs by BAT site; business growth projections; and consumer trends.

Risk impact scoring

The scenarios and their impact were assessed in accordance with our Group Enterprise Risk Management process as follows:

Risk Score	Financial Impact (p.a.)
■ Low	£60-120 million
■ Medium	£120-250 million
■ High	In excess of £250 million

The application of the financial risk scoring parameters may change over time to reflect the financial position of the business. Consequently, the rating of risks may move up or down, as appropriate, as quantification becomes more precise in future years, and particularly where the financial impact may lessen or increase compared to the Group's results in future years.

Defining Material Risks and Opportunities

Material risks: Material risks are those that could have a significant effect on our operations, strategy, and financial performance or position if they are not managed appropriately.

Material opportunities: Material opportunities are those that may improve our financial performance or position over time in the event they can be realised.

The selection of the risks and opportunities was the result of a thorough identification and materiality assessment process, which was undertaken with the assistance of an external party. Out of all the risks and opportunities we assessed there are eight, which we believe are significant and could at some time in the future be material to our business.

Note:

^ Although financial materiality has been considered in the development of our Double Materiality Assessment (DMA), our DMA and any conclusions in this document as to the materiality or significance of sustainability or ESG matters do not imply that all topics discussed therein are financially material to our business taken as a whole, and such topics may not significantly alter the total mix of information available about our securities.

Sustainable Future

TCFD Reporting
Continued

Climate Change-related Risks and Opportunities

Transition risks associated with transitioning to a low carbon economy

Risk overview and assumptions

Impact

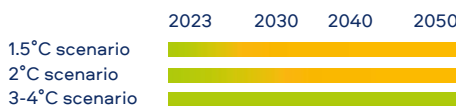
Mitigations

Carbon taxes

New carbon pricing mechanisms on the emissions within our value chain increase costs.

Financial impact

Carbon pricing mechanisms expose the Group to additional costs in both the Sustainable and Delayed Transition scenarios. The former has a greater impact in the medium-term as the rate of increased carbon taxes is forecast to outweigh the rate of reduction of CO₂e in our LCTP glidepath.



- Implementation of our Low-Carbon Transition Plan energy efficiency initiatives
- R&D developing new products with lower CO₂e footprint - supported by the Green Design Tool, which enables product development teams to assess materials and components based on their CO₂ impact in relation to our targets
- Engagement with suppliers to support reduction in their value chain emissions

Related targets: 50% reduction in Scope 1 and 2 GHG emissions by 2030, 50% reduction in Scope 3 GHG emissions by 2030, Net Zero GHG emissions across our value chain by 2050.

Geographical impact

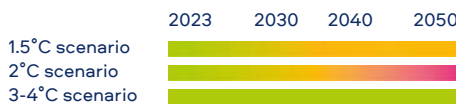
Carbon pricing mechanisms will impact all regions.

Product taxes

Governmental mandates on, and regulation of, products and services increase product taxes around Extended Producer Responsibility schemes, plastics and waste disposal.

Financial impact

Product regulations expose the Group to additional costs if product taxes such as Extended Producer Responsibility schemes and taxes on plastics are widely introduced around the world to drive reductions in emissions and waste. The impact in a Delayed Transition scenario is considered to have greater impact in the long-term as new countries set higher rates to compensate for the limited regulations in place until 2030.



- R&D developing new products with lower CO₂e footprint - supported by the Green Design Tool, which enables product development teams to assess materials and components based on their CO₂e impact in relation to our targets
- Working with third parties to pilot device and battery recycling solutions
- Expanding our Take-Back schemes and other initiatives to accelerate product circularity

Related targets: 30% average recycled content across all plastic packaging by 2025, <1% waste to landfill by 2025.

Geographical impact

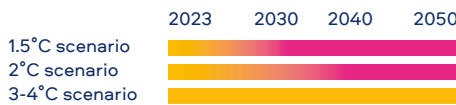
Product regulations will initially largely emanate from European countries, but they are likely to spread.

Direct and indirect energy costs

Increasing energy prices impacting direct operating costs, as well as the cost of buying raw materials or manufactured goods from our suppliers.

Financial impact

Energy pricing exposes the Group to additional costs across all scenarios and time frames, with a higher impact noted for both the Sustainable and Disorderly Transition scenarios. The main drivers are short- to medium-term electricity price increases and medium- to long-term natural gas price increases.



- Decarbonising our operations through energy efficiency measures
- Transitioning to lower emission and renewable sources
- Engagement with suppliers to support them in running energy efficiency projects

Related targets: 50% reduction in Scope 1 and 2 GHG emissions by 2030, 50% reduction in Scope 3 GHG emissions by 2030, Net Zero GHG emissions across our value chain by 2050, 50% renewable energy use by 2030, 20% of suppliers set Science Based Targets by 2025.

Geographical impact

Energy pricing impact will be felt throughout most parts of the world.

Transition risks associated with transitioning to a low carbon economy (continued)

Risk overview and assumptions	Impact	Mitigations
<p>Cost of capital/insurance</p> <p>Contraction of financial services markets arising from climate change could result in increased cost of capital and insurance or a reduction in its availability.</p>	<p>Financial impact</p> <p>Potential 25 basis points impact for 1.5°C and 2°C scenarios and 50 basis points for 3-4°C scenario.</p> <p>Full impact of credit adjustment over time as c.50% of currently issued bonds mature by 2030, with over 90% by 2050.</p> <p>Assumed increase of 20-40% for insurance costs across the three scenarios.</p> <p>2023 2030 2040 2050</p> <p>1.5°C scenario 2°C scenario 3-4°C scenario</p>	<ul style="list-style-type: none"> – Ongoing risk engineering programme to ensure compliance with internal guidance and regulation – Site and supply chain resilience through business continuity plans – Engaging with key insurance and capital stakeholders on ESG metrics and risks – Continuing to access diversified funding sources
<p>Related targets: N/A</p>	<p>Geographical impact Increases in cost of capital/insurance will impact all regions.</p>	

Physical risks associated with physical impacts of climate change – either acute risks (relating to extreme weather events) or chronic risks (such as relating to longer-term shifts in climate patterns and higher temperatures)

Risk overview and assumptions	Impact	Mitigations
<p>Acute weather</p> <p>Increased severity and frequency of extreme weather events such as cyclones, floods and heatwaves leading to agricultural supply chain disruption and / or reduced production capacity resulting in increased costs.</p>	<p>Financial impact</p> <p>Potential financial impact greatest under Climate Inaction scenario due to increased frequency of occurrence and heightened severity.</p> <p>2023 2030 2040 2050</p> <p>1.5°C scenario 2°C scenario 3-4°C scenario</p>	<ul style="list-style-type: none"> – Leaf farmers adopt sustainable agriculture practices to increase our resilience to extreme weather under Biodiversity Management Plans – Business continuity plans across the supply chain including leaf, manufacturing, distribution and key suppliers – Loss prevention programme for property risks
<p>Related targets: 50% reduction in Scope 1 and 2 GHG emissions by 2030, 50% reduction in Scope 3 GHG emissions by 2030, Net Zero GHG emissions across our value chain by 2050.</p>	<p>Geographical impact</p> <p>Sourcing of tobacco, particularly from South America, Sub-Saharan Africa, South Asia and the U.S.</p>	
<p>Chronic weather</p> <p>Continued change in climate leading to ongoing changes in precipitation patterns and temperatures leading to increasing levels of water stress in our agricultural supply chain resulting in lower yields.</p>	<p>Financial impact</p> <p>Potential financial impact greatest under the Climate Inaction scenario due to a higher tobacco yield loss.</p> <p>2023 2030 2040 2050</p> <p>1.5°C scenario 2°C scenario 3-4°C scenario</p>	<ul style="list-style-type: none"> – Water efficiency and stewardship programmes – Customised Agronomy Plans for each sourcing country – Carbon Smart Farming programme – review of our inventory duration policies to enhance the resilience of our supply chain – Expansion of Climate Diagnostic Model to key suppliers
<p>Related targets: 50% reduction in Scope 1 and 2 GHG emissions by 2030, 50% reduction in Scope 3 GHG emissions by 2030, Net Zero GHG emissions across our value chain by 2050.</p>	<p>Geographical impact</p> <p>Sourcing of tobacco, particularly from South America, Sub-Saharan Africa, South Asia and the U.S.</p>	

Sustainable Future

TCFD Reporting Continued

Opportunity Impact Scoring

Opportunity Score	Financial Impact (p.a.)
Low	£60-120 million
Medium	£120-250 million
High	In excess of £250 million

The application of the financial opportunity scoring parameters may change over time to reflect the financial position of the business. Consequently, the rating of opportunities may move up or down,

as appropriate, as quantification becomes more precise in future years, and particularly where the financial impact may lessen or increase compared to the Group's results in future years.

Opportunities* associated with transitioning to low carbon economy

Opportunities overview and assumptions	Impact	Actions															
<p>Products and services</p> <p>Developing more sustainable products to meet consumers' increasing demands.</p> <p>Related targets: 100% of our packaging to be reusable, recyclable or compostable by 2025, 30% average recycled content across all plastic packaging by 2025.</p>	<p>Financial impact</p> <p>Consumer sensitivity to ESG-related features assumed to be higher under 1.5°C scenario, with the greater opportunity for additional growth in New Categories compared to combustibles.</p> <table border="1"> <thead> <tr> <th></th> <th>2023</th> <th>2030</th> <th>2040</th> <th>2050</th> </tr> </thead> <tbody> <tr> <td>1.5°C scenario</td> <td></td> <td></td> <td></td> <td></td> </tr> <tr> <td>3-4°C scenario</td> <td></td> <td></td> <td></td> <td></td> </tr> </tbody> </table> <p>Geographical impact</p> <p>Opportunity envisaged across all regions as New Categories products continue to be rolled out globally.</p>		2023	2030	2040	2050	1.5°C scenario					3-4°C scenario					<ul style="list-style-type: none"> - Incorporation of end-of-life treatment and increased recyclability into product design - Expanding our Take-Back schemes and other initiatives to accelerate product circularity - Innovation to deliver more circular products
	2023	2030	2040	2050													
1.5°C scenario																	
3-4°C scenario																	
<p>Energy sourcing and efficiency</p> <p>Investment in lower-emission sources of energy or more efficient production and distribution processes within our direct operations.</p> <p>Related targets: Increase the proportion of renewable energy we source to 50% of total energy consumption by 2025.</p>	<p>Financial impact</p> <p>Energy sourcing and efficiency is an opportunity for the Group under both the Sustainable Transition and Climate Inaction scenarios through accelerated decarbonisation of our value chain. Overall additional savings are considered low due to absolute level of the Group's energy costs and the progress made over the last few years.</p> <table border="1"> <thead> <tr> <th></th> <th>2023</th> <th>2030</th> <th>2040</th> <th>2050</th> </tr> </thead> <tbody> <tr> <td>1.5°C scenario</td> <td></td> <td></td> <td></td> <td></td> </tr> <tr> <td>3-4°C scenario</td> <td></td> <td></td> <td></td> <td></td> </tr> </tbody> </table> <p>Geographical impact</p> <p>All sites are focusing on reducing energy costs.</p>		2023	2030	2040	2050	1.5°C scenario					3-4°C scenario					<ul style="list-style-type: none"> - Decarbonising our operations through energy efficient measures - Transitioning to lower emission and renewable sources
	2023	2030	2040	2050													
1.5°C scenario																	
3-4°C scenario																	

Note:
 * A 2°C scenario was not modelled for opportunities as the impact is considered to be materially similar to the 1.5°C scenario.

Strategy Resilience

While there are climate-related challenges and uncertainties ahead, we believe that the Group is well placed to manage the risks associated with all three of the scenarios modelled. Supported by our global reach; supply chain flexibility; diverse product portfolio, leading brands, and capital strength we believe that we have the resilience and agility to transition and create new growth opportunities.

The majority of our risks and opportunities are not expected to show significant regional variations. The most notable regional variations concern our two acute and chronic weather physical risks given they relate to the sourcing of tobacco, particularly from South America, Sub-Saharan Africa, South Asia and the U.S.

The insights gained from the climate modelling further strengthen the importance and relevance of our climate strategy and Net Zero GHG emissions target to mitigate these risks. We will continue to review each material climate-related risk and opportunity and build upon our existing mitigation strategies to enhance the resilience of our climate strategy and our business to climate change.

Risk Management

Introduction

In 2023, BAT made continued progress to further embed both ESG and climate-related risks into our Enterprise Risk Management (ERM) framework. These advancements have been built upon the work completed in previous years, which included climate scenario modelling (physical and transitional risks), our Double Materiality Assessment (DMA), and the integration of ESG and climate-related risk factors into our risk registers. These actions all emphasise the Group’s commitment to understand, manage and mitigate risks that could impact our organisation, our stakeholders, and the wider environment.

As we continue our journey to deliver our sustainability agenda, we have focused on further enhancing our risk management methodology. Two recent initiatives, namely the creation of our ESG risk register and the development of a Climate Diagnostic Tool, were completed in 2023, details of which are set out below.

ESG Risk Register and its Relationship to our Group Risk Register

Following the DMA in 2022, which included an assessment of the Group’s ESG-related risks and scored each risk on a gross risk basis, the Group has now developed and established our ESG risk register.

During 2023, the Group’s ERM procedures were broadened to include identification and assessment of ESG-related Group risks. These risks are assessed on a residual risk basis and are now reviewed biannually and evaluated in terms of their relevance and materiality to the business, in accordance with the Group’s risk management methodology.

The ESG risk register includes the six material climate-related risks modelled and referenced above at page 107.

Each ESG risk is linked to the Group risk register by inclusion within the individual drivers or impacts of the relevant Group risk in focus.

This ensures that each risk is given full consideration, assessed and described, and allows for the associated mitigation activities to be clearly defined, understood and reported.

The Climate Change and Circular Economy risk on the Group risk register is an aggregation of multiple Physical (acute and chronic) and Transitional risks identified within the ESG risk register.

Alignment with our Sustainability Material Topics and ESG Performance Data Book

Each ESG risk has been linked to one of our material topics. This systematic categorisation ensures that the risks associated with each material topic are captured and thoroughly examined. Aligning these individual risks with their respective topics also helps ensure the completeness of the ESG risk register and that all ESG-related dimensions within the Group’s risk landscape are both recognised and addressed during the assessment process.

During the latter half of 2023, we further improved our ESG risk management approach by incorporating metrics from our ESG Performance Data Book into our risk assessment and monitoring methodology. This provides enhanced visibility of the risk profile to the Group Risk Management Committee.

Climate Diagnostics Tool

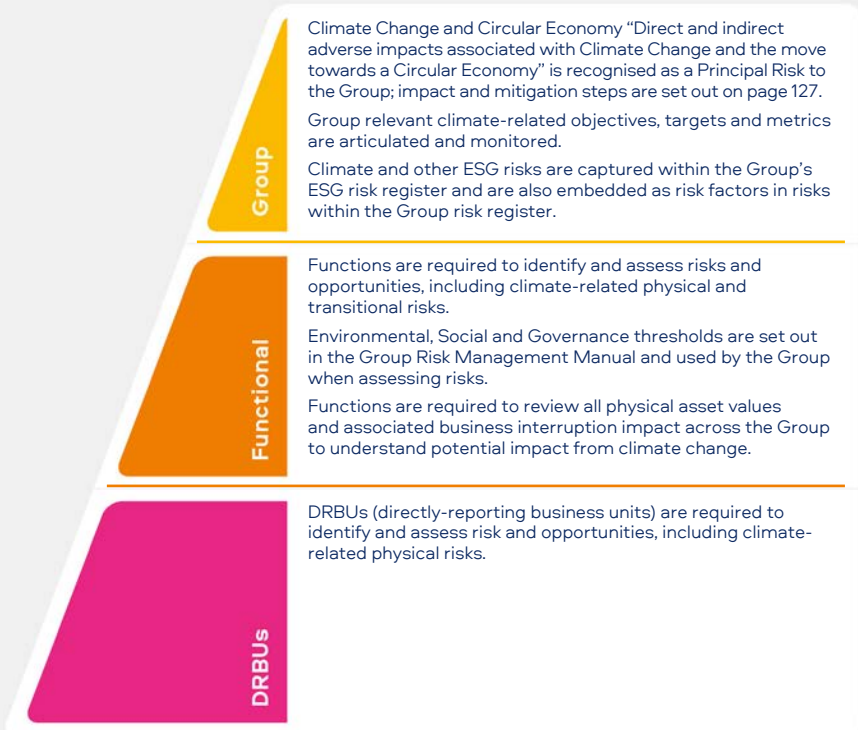
During 2023, we finalised the development of a Climate Diagnostic Tool which will enable us to understand the impact on our physical property locations and subsequent business interruption of climate change across 1.5°C, 2-3°C and 4°C global warming scenarios by 2030 and 2050.

The tool will be used to further support and enhance risk management through the identification of potential climate-related physical hazard 'hotspots' (both acute and chronic), evolving patterns and trends across various time frames and will provide valuable insights into shifting climate risk factors that may impact our manufacturing and other locations.

Our Risk Management Process – Climate-related Risks

In combination with the risk management processes detailed above, risk registers, based on a standardised methodology, are used at Group, functional, and DRBU levels to (1) identify, (2) assess and evaluate, (3) manage and (4) monitor the risks (both financial and non-financial), including climate-related risks. This four-step process is defined and articulated within the Group’s Risk Management Manual and is deployed to ensure a uniform approach to risk management and to ensure that risks are understood, managed, recorded, monitored and communicated effectively throughout the Group. It also ensures that climate-related risks receive appropriate specialist attention whilst also being integrated into the Group’s overall risk management framework.

Integration of climate-related risks into the Group Risk Management Framework



Sustainable Future

TCFD Reporting Continued

The Group Risk Management Committee retains oversight of the processes highlighted above and works to maintain ongoing compliance with our ERM methodology.

+ Material risks are disclosed within our Principal Risk and 20-F section of this report and further information on our approach to risk management is on [pages 119 to 128](#)

Risk Assessment Methodology

There are various criteria, both qualitative and quantitative, against which impact may be measured. In financial (quantitative) terms, high impact is deemed as in excess of £250 million, with medium impact £120- £250 million, and low impact £60-£120 million per annum. Risks below £60 million are not included in the Group risk register but are managed and reported at regional and DRBU level. Qualitative impact criteria are legal (including existing and emerging regulatory requirements), reputational, environmental, social and governance. The qualitative impact is assessed based upon the scale of the detrimental effect of the risk.

Risk assessments are completed on a residual risk basis (i.e. with consideration to the effectiveness of the existing control environment), providing an accurate depiction of the current risk exposure. The impact is assessed based on the current net impact on the business for a single year. This methodology, including financial thresholds and the likelihood overlay, was also applied in the allocation of the high/medium/low materiality levels for the six climate-related risks and three opportunities. Following the application of these standardised risk assessment procedures, risks (including climate-related risks) are prioritised based on their relative significance to the Group as a whole.

Risk Monitoring Methodology

Risk data, including assessment information and risk scores, is collected and recorded within the Group's Risk Management System. The system applies aggregation of risk impact/likelihood scores and provides a standardised risk reporting suite which supports the risk tracking and monitoring process.

The Group risk register and ESG risk register are reviewed biannually by the Group Risk Management Committee, chaired by the Finance Director and subsequently reviewed biannually by the Audit Committee and annually by the Board.

In addition, functional, regional and DRBU risk registers (which also capture climate-related risk factors) are reviewed on a biannual basis by applicable Leadership Teams and reviewed biannually by the Corporate Audit Committee and Regional Audit Committees, respectively.

Our Risk Management Process



Metrics and Targets

We measure and track a wide range of sustainability metrics and targets which help us assess and manage climate-related risks and opportunities.

+ Read more about our ESG Metrics and Targets on [page 11](#)

Our Harm Reduction metrics and targets link to the opportunity we have identified in Products and Services, while our climate metrics and targets link both to the opportunities identified in Energy Sourcing and Efficiency and to our transition and physical risks. The latter are particularly important to our climate targets, as outlined in 'Our Path to Net Zero GHG emissions by 2050' below, as inaction would result in product shortfalls.

+ Read more about our climate-related risks and opportunities on [pages 105 and 107](#)

Remuneration

Our Director, Operations, a member of the Management Board, is responsible for the delivery of our climate-related targets as part of the overall sustainability agenda. The most important targets are externally communicated and linked to evaluation of the Director, Operations' performance and remuneration.

+ Read more about our remuneration agreements for Executive Directors and the Management Board on [page 71](#)

The Director, Operations' performance objectives contain environmental targets, which are directly linked to their assessment of performance alongside other non-environmental performance objectives. The Director, Operations' eligibility for an annual bonus under the Group's International Executive Incentive Scheme (IEIS) plan is based on their performance assessment, which considers performance against environmental metrics, non-environmental metrics and other factors.

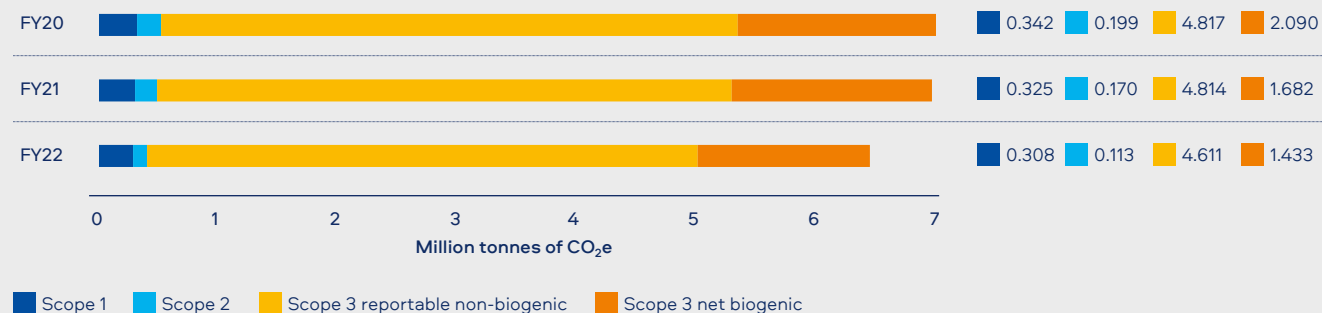
The Group's GHG emissions and energy reduction targets are examples of environmental metrics contained within the Director, Operations' performance objectives. The threshold for success is achieving or exceeding the targeted amount of emission/energy reduction for the year, as described by target glidepaths. For example, by the end of 2023 a reduction of 24.1% in BAT's Scope 1 and 2 GHG Emissions (vs 2020 baseline) was required and a reduction of 33.1% (vs 2020 baseline) was achieved, exceeding the target threshold for this year; meaning the Director, Operations met this performance objective which contributed to their eligibility for an annual bonus payment.

+ The value of the company bonus plan is tied to non-environmental metrics set out in the Remuneration Policy described on [page 174](#)

Breakdown of BAT's GHG Emissions¹

6.47¹

Total million tonnes of CO₂e in 2022



Note:
1. 2022 numbers.

Understanding Scope 1, 2 and 3 emissions

Scope 1, 2 and 3 emissions are categories of greenhouse gas (GHG) emissions an organisation's activities create.

Scope 1 emissions: Direct emissions occur from sources owned or controlled by an organisation.

Scope 2 emissions: Indirect emissions generated from purchased electricity, heat, steam or cooling. These can be 'location-based' - which use a quantification method based on average energy generation emission factors for defined locations, including local, subnational, or national boundaries; or 'market-based' - which use a quantification method based on GHG emissions emitted by the generators from which the reporter contractually purchases electricity bundled with instruments, or unbundled instruments on their own.

Scope 3 Reportable (non-biogenic) emissions: Scope 3 emissions are all indirect emissions (not included in Scope 2) that occur in the value chain of the reporting organisation, including both upstream and downstream emissions and excluding biogenic emissions.

Biogenic emissions: CO₂ emissions from the combustion or biodegradation of biomass.

Biomass: Any material or fuel produced by biological processes of living organisms, including organic non-fossil material of biological origin (e.g., plant material), biofuels (e.g., liquid fuels produced from biomass feedstocks), biogenic gas (e.g. landfill gas), and biogenic waste (e.g. municipal solid waste from biogenic sources).

Sustainable Future

TCFD Reporting Continued

Our Climate Change-related Metrics and Targets

Limiting the rise in average global temperature to 1.5°C above pre-industrial levels requires major and widespread action and companies have an important role to play.

As such, we have set near-term 1.5°C-aligned, absolute reduction targets that accommodate Net Zero GHG criteria and definitions. Our near-term targets were validated by the Science Based Targets Initiative (SBTi) in July 2022 and are outlined in the graph below alongside our path to Net Zero GHG emissions.

Our Path to Net Zero GHG Emissions by 2050

Our Climate Targets

50% reduction in Scope 1 and 2 GHG emissions by 2030¹

50% reduction in Scope 3 GHG emissions by 2030¹

Net Zero GHG emissions in our value chain by 2050

50% total renewable energy use by 2030

Carbon Neutral² in Scope 1 and 2 GHG emissions from operations by 2030

20% of suppliers by spend to set Science-Based Targets by 2025

How We Intend to Reduce Scope 1 and 2 GHG Emissions

Creating site-specific decarbonisation roadmaps and investing in energy efficiency projects and management systems.

Increasing renewable energy use by entering into longer-term power purchase agreements and investing in on-site renewable energy generation projects.

Rolling out electric and hybrid vehicles in our fleet.

How We Intend to Reduce Scope 3 GHG Emissions

Building a climate-resilient supply chain with direct and indirect suppliers.

Eliminating the remaining use of coal for tobacco curing; using sustainable curing fuels (e.g. sustainable wood fuel, agricultural waste).

Fostering circularity in our value chain.

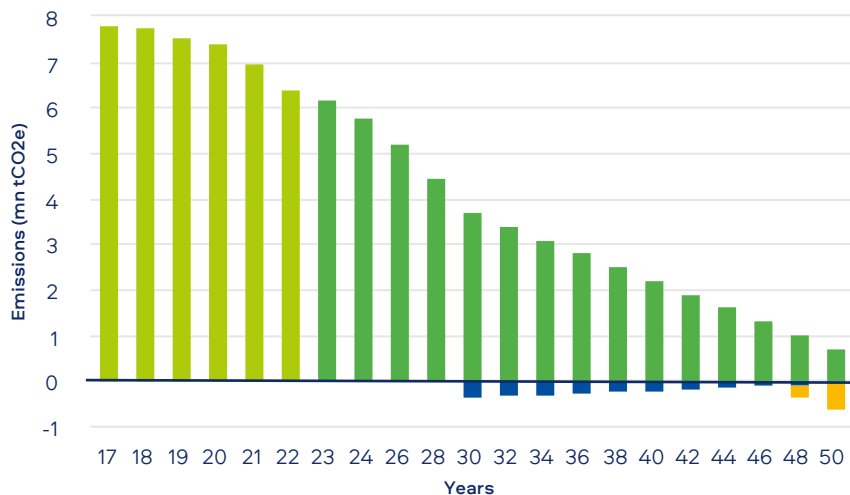
Designing for the reuse and recycling of end-of-life products.

Increasing the use of low carbon materials.

Notes:

1. Compared to 2020 baseline. Comprises a 50% reduction in Scope 1 and 2 and 50% reduction in Scope 3 GHG emissions. Scope 3 GHG emissions target includes purchased goods and services, upstream transportation and distribution, use of sold products and end-of-life treatment of sold product, which collectively comprised >90% of Scope 3 emissions in 2020. In 2022, we have further enhanced our Scope 3 calculation methodology and data precision leading to the Scope 3 data for reporting periods 2020 and 2021 being restated accordingly.
2. BAT's carbon neutral sites are externally verified as adhering to internationally recognised standards / carbon neutrality methodologies, such as PAS 2060. Purchased carbon credits are verified by third parties, such as VCS, Gold Standard and American Carbon Registry. They offset residual emissions for which immediate plans do not offer financially viable and/or real emission reductions.

BAT's 1.5°C-aligned Emissions Pathway



- Actual Scope 1, 2 and 3 GHG emissions
- Projected Scope 1, 2 and 3 GHG emissions
- Neutralisation Measures that companies take to remove carbon from the atmosphere and permanently store it, to counterbalance the impact of emissions that remain unabated
- Compensation GHG reductions or removals used to compensate for GHG emissions made elsewhere

Note: Figures include biogenic emissions and removals.

Understanding the difference between Net Zero GHG emissions and Carbon Neutral

Net Zero GHG emissions: It means reducing greenhouse gas emissions to as close to zero as possible, with any remaining emissions re-absorbed from the atmosphere, by oceans and forests for instance. Setting corporate Net Zero targets aligned with meeting societal climate goals means: (a) reducing Scope 1, 2 and 3 emissions to zero or a residual level consistent with reaching net-zero emissions at the global or sector level in eligible 1.5°C scenarios or sector pathways and (b) neutralising any residual emissions at the Net Zero target date – and any GHG emissions released into the atmosphere thereafter.

Near-term science based target: GHG reduction targets in line with what the latest climate science deems necessary to limit warming to 1.5°C above pre-industrial levels and are achieved within a 5-10 year time frame from the date of submission to the SBTi.

Long-term science-based target: GHG reduction targets in line with what the latest climate science deems is necessary to reach Net Zero at the global or sector level in 1.5°C pathways before 2050.

Carbon Neutral: Carbon neutrality is the balance between emitting carbon and absorbing carbon emissions from carbon sinks. The term “neutral” accounts for that balance; the GHGs released into the atmosphere are offset by an equivalent amount being removed.

Reporting Methodology for CO₂e Emissions

We use the World Business Council for Sustainable Development GHG Protocol Corporate Standard to guide our reporting of carbon dioxide equivalent (CO₂e) emissions. We also use supporting standards including:

- GHG Protocol Scope 2 Guidance, 2015
- GHG Protocol Corporate Value Chain (Scope 3) Standard, 2011

We report emissions where we have operational control and include CO₂, CH₄ and N₂O within our CO₂e emission reporting. We consolidate the data on other GHG emissions (HFCs, PFCs, SF₆ and NF₃), but do not include them in our reporting as they do not meet our materiality thresholds. While we account for the contribution CO₂, CH₄ and N₂O make to our CO₂e emissions, we do not disclose the breakdown of CO₂e data on an individual GHG basis.

36% of BAT's operational sites have been certified as carbon neutral. Such sites are externally verified as adhering to internationally recognised standards/ carbon neutrality methodologies, such as PAS 2060.

In addition to emissions reduction achieved through decarbonisation initiatives, carbon neutral sites purchase carbon credits verified by third parties, such as Verified Carbon Standard (VCS), Gold Standard and American Carbon Registry, to offset residual emissions for which immediate plans do not offer financially viable and/or real emission reductions. While the proportion of emissions reduction compared to offsets through carbon credits varies for each site, on average, around 40% of their emissions were offset by way of purchased carbon credits.

Baseline

Currently, we use a 2020 baseline year for emissions reporting, which has a total of 7,447,657 tCO₂e split as follows:

- Scope 1: 342,034 tCO₂e
- Scope 2: 198,830 tCO₂e market-based (Scope 2: 417,572 tCO₂e location-based)
- Scope 3: 6,906,793 tCO₂e

Data collection & validation

GHG emissions data for Scope 1 & 2 is collected within our internal EHS reporting system; it includes 180 reporting units located across 90 countries.

BAT's Scope 3 GHG emissions reporting process aligns with the GHG Protocol Corporate Value Chain (Scope 3) Accounting and Reporting Standard. We report emissions where the Group has operational control and include CO₂, CH₄ and N₂O within our CO₂e emission reporting.

A full breakdown of our GHG emissions is presented below. @The metrics subjected to limited assurance process have been marked with *. Please refer to page 119 for the complete list of assured metrics.@

BAT Group Greenhouse Gas Emissions

Emission Source	Total emissions (thousand tonnes CO ₂ e)			
	2020	2021	2022	2023
Total Scope 1 ¹ CO ₂ e ^{@♦@}	342	325	308	267
Total Scope 1 CO ₂ e emissions, including fugitive emissions	N/A	N/A	329	299
Total Scope 2 CO ₂ e Market-based ^{1@♦@}	199	170	113	95
Total Scope 2 CO ₂ e Location-based ^{@♦@}	418	393	356	342
Total Scope 3 CO ₂ e ^{2@♦@}	6,907	6,496	6,045	N/A
Total Scope 3 CO ₂ e Reportable Emissions	4,817	4,814	4,611	N/A
Total Scope 3 CO ₂ e Net Biogenic Emissions (including biogenic removals)	2,090	1,682	1,433	N/A
Category 1: Purchased Goods and Services (Total)	5,120	4,660	4,301	N/A
Category 1: Purchased Goods	1,898	1,905	1,890	N/A
Category 1: Purchased Services	972	839	818	N/A
Category 1: Purchased Tobacco Leaf	2,061	1,733	1,402	N/A
Category 1: Other Purchased Goods and Services	189	183	191	N/A
Category 2: Capital Goods	172	142	140	N/A
Category 3: Fuel and Energy Related Emissions	164	197	179	N/A
Category 4: Upstream Transportation and Distribution	348	365	370	N/A
Category 5: Waste Generated in Operations	9	8	5	N/A
Category 6: Business Travel	18	18	33	N/A
Category 7: Employee Commuting	67	75	71	N/A
Category 9: Downstream Transportation and Distribution	17	17	15	N/A
Category 11: Use of Sold Products	756	788	769	N/A
Category 12: End-of-Life Treatment of Sold Products	231	225	161	N/A
Category 14: Franchises	5	1	1	N/A

Notes:

- In 2023, UK-based activities included 2,245 tonnes of Scope 1 CO₂e emissions (2022: 2,376) and 0 tonnes of our Scope 2 CO₂e emissions (2022: 10). Scope 1 and 2 CO₂e emissions intensity (tonnes per £m revenue) 13.3 (2022: 15.2), (2021: 19.3).
- Scope 3 emissions target includes purchased goods and services, upstream transportation and distribution, use of sold products and end-of-life treatment of sold products, which collectively comprised >90% of Scope 3 emissions in 2020. Due to the complexity of consolidating and assuring Scope 3 data from our suppliers and value chain, we report Scope 3 data one year behind other metrics. In 2022, we have further enhanced our Scope 3 calculation methodology and data precision leading to the reporting periods 2020 and 2021 being restated accordingly. Refer to the BAT Reporting Criteria for our full methodology: bat.com/reporting.

Sustainable Future

TCFD Reporting Continued

2023 GHG emissions performance

Our combined Scope 1 and 2 (market-based) GHG emissions¹ are decreasing year on year. In 2023, we reduced our Scope 1 and 2 GHG emissions by 13.9% vs 2022 (-33.1% vs 2020 baseline).

Scope 1 GHG emissions decreased by 13.4% vs 2022 (-22.0% vs 2020 baseline). This is driven by energy efficiency activities and projects across our operational sites, lower production output and changes in footprint in certain geographies.

Scope 2 GHG emissions decreased by 34% vs 2022 (-52.1% vs 2020 baseline). This was driven by an increase in renewable energy sourcing for our sites, including an expansion to new geographies - for example in Bangladesh, Nigeria and Zambia - where renewable energy sourcing opportunities emerged and increased the proportion of renewable electricity we source. This was further supported by energy efficiency activities and increase of on-site renewable energy generation, mostly from solar technologies. Our targets cover Scope 2 emissions aligned with the market-based approach, but we are also monitoring and disclosing Scope 2 emissions as per the location-based approach. Scope 2 emissions (location based) decreased by 4.0% vs 2022 (-32.0% vs 2020 baseline).

Our total Scope 3² GHG emissions decreased by 6.9% vs 2021 (-12.5% vs 2020 baseline). This reduction resulted from the strengthening of our approach to on-the-ground farmer-related data collection and associated wood density factors, in order to be able to more accurately calculate their associated emissions. In 2023, we have further enhanced our Scope 3 calculation methodology and data precision leading to the reporting periods 2020 and 2021 being restated accordingly.

Reporting Methodology for Energy

Energy consumption is reported in line with GRI 302, Energy, 2016, Disclosure 302-1, Energy consumption within the organisation.

Energy consumption is calculated from raw data of fuel, electricity, hot water and steam consumption, which is submitted by reporting units across the Group via our Internal Reporting Tool.

The data used in calculations are the same as used for Scope 1 and 2 CO₂e emissions.

2023 energy consumption performance

While details of the principal measures taken for the purpose of increasing energy efficiency across the Group are available on pages 80-81, our energy consumption performance is outlined as follows:

- Energy consumption³ from activities for which the Group is responsible (in million kWh): 2023: 1,292; 2022: 1,435; 2021: 1,508. Of the total figure reported for the Group for 2023, 10 million kWh is from UK-based activities (2022: 11 million kWh, 2020: 10 million kWh).
- Energy consumption resulting from the purchase of energy by the Group for its own use (in million kWh): 2023: 890; 2022: 909; 2021: 972.
- Of the total figure reported for the Group for 2023, 13 million kWh is from UK-based activities (2022: 15 million, 2021: 16 million).

+ Read more about our sustainability metrics and targets on our ESG Performance Data Book at bat.com/reporting

Next Steps

Through the adoption of the TCFD recommendations and making the recommended disclosures, we have continued to analyse the resilience of our strategy against three potential climate scenarios and three time horizons up to 2050. This helped us in mitigating risks, adapting to a changing landscape, seeking new opportunities and preparing for new regulations.

In light of this evolving landscape, we will keep strengthening our understanding and management of climate-related risks and opportunities by:

- Keeping the assessment of our impacts, risks and opportunities under review;
- Expanding the use of the Climate Diagnostic Tool to include our wider supply chain, which will support our existing modelling of these exposures;
- Keeping further integration of additional ESG- and climate-related metrics in Management Board remuneration under active review; and
- Continuing to assess how we can work with our colleagues, external partners and suppliers to reduce the environmental impact of our operations and value chain.

We will also continue to monitor the evolving regulatory landscape, including any changes to the UK Listing Rules to require companies to report against international standards other than TCFD (e.g. ISSB and SEC rules), and will update our approach to our climate-related disclosures accordingly.

Notes:

◆@2023 (2022 for Scope 3) metrics with independent limited assurance by KPMG, see page 119 for a full list of assured metrics@

1. In 2023, UK-based activities included 2,245 tonnes of Scope 1 CO₂e emissions (2022: 2,376) and 0 tonnes of our Scope 2 CO₂e emissions (2022: 10). Scope 1 and 2 CO₂e emissions intensity (tonnes per £m revenue) 13.3 (2022: 15.2), (2021: 19.3).
2. Scope 3 emissions target includes purchased goods and services, upstream transportation and distribution, use of sold products and end-of-life treatment of sold products, which collectively comprised >90% of Scope 3 emissions in 2020. Due to the complexity of consolidating and assuring Scope 3 data from our suppliers and value chain, we report Scope 3 data one year behind other metrics. In 2022, we have further enhanced our Scope 3 calculation methodology and data precision leading to the reporting periods 2020 and 2021 being restated accordingly. Refer to the BAT 'Reporting Criteria' for our full methodology: bat.com/reporting
3. Energy intensity (GWh per £ million of revenue): 2023: 0.080; 2022: 0.085.

Our approach to Taskforce on Nature-related Financial Disclosures (TNFD)

Our Group-wide Double Materiality Assessment highlights the importance of biodiversity and ecosystems. As a result, BAT has signed up to be an inaugural Early Adopter of the Taskforce on Nature-related Financial Disclosures (TNFD) recommendations. Below is a summary of our current progress towards certain of the recommended TNFD disclosures that we consider the most relevant at this stage. We will continue to build on the below and develop how we disclose nature-related information as an Early Adopter.

TNFD: a Summary of our Approach and Progress

Governance: Disclose the organisation's governance of nature-related dependencies, impacts, risks and opportunities.

a) Describe the board's oversight of nature-related dependencies, impacts, risks and opportunities.

The governance of biodiversity is overseen at the most senior level by the Main Board, supported by the Management Board. The Main Board takes nature-related considerations into account, where applicable, when making strategic decisions, including risk management, overseeing capital expenditure, and oversight of nature strategy and biodiversity-related risks and opportunities.

The Main Board annually reviews the Group risk register and ESG risk register, which include biodiversity, deforestation and soil health-related risks.

The Audit Committee also reviews the Group risk register and ESG risk register twice a year and regularly reviews the Group's progress against Deforestation and Conversion Free targets.

b) Describe management's role in assessing and managing Nature-related dependencies, impacts, risks and opportunities.

The Main Board and the Management Board are supported by the Leaf Sustainability Forum and the Operations Sustainability Forum, where broader environmental matters are discussed. These two forums are informed by the Biodiversity Centre of Excellence, where biodiversity- and water-related issues, progress against targets, metrics, SBTN and TNFD alignment, and other important updates, are discussed.

Strategy: Disclose the effects of nature-related dependencies, impacts, risks and opportunities on the organisation's business model, strategy and financial planning where such information is material.

a) Describe the nature-related dependencies, impacts, risks and opportunities the organisation has identified over the short-medium-and long-term.

We worked with an external consultancy to identify our nature-related priorities, dependencies, impacts, risks and opportunities detailed below.

Dependencies

Priority natural asset dependencies identified were: Atmosphere, Water, Habitats, Soils and Sediments. For the full list of assets assessed and definitions, please see <https://encorenature.org/en/data-and-methodology/assets>.

Impacts

The land occupancy impact of our upstream tobacco supply chain, including sourcing of tobacco and fuel wood, was estimated (based on our 2021 footprint*) to be 382,462 ha with a biodiversity footprint of 330,959 Mean Species Abundance (MSA.ha).

The total land use impact of BAT's direct operations based on our 2022 footprint is estimated to be 1,190 ha.

A Life Cycle Assessment (LCA) for our non-tobacco purchased goods and services concluded that land use is the estimated primary impact driver for biodiversity loss, accounting for 73% of estimated impacts. Pulp and paper make up the largest footprint for non-tobacco purchased goods with 70% of the estimated non-tobacco land use.

Risks and Opportunities

We depend on nature for many things, from the raw materials we use to manufacture our goods to the role ecosystems play in the prevention of natural hazards, such as flooding or landslides. As we learn more about the extent to which our business depends on nature, we also keep track of the risks we face by maintaining a ESG risk register.

We also recognise there are many opportunities with regard to resource efficiency; new products; markets; capital flow and financing; reputational capital; ecosystem protection; restoration and regeneration; and sustainable use of natural resources.

We are already disclosing some risks and opportunities under our CDP Climate Change, Water Stewardship and Forests submissions - which can be found on bat.com - and plan to work on more comprehensive TNFD-led disclosures over the course of 2024.

d) Disclose the locations of assets and/or activities in the organisation's direct operations and, where possible, upstream and downstream value chain(s) that meet the criteria for priority locations.

We worked with an external consultancy to help identify assets, activities and priority locations and have applied additional analysis for these disclosures.

Priority Activities

The sectoral screening and footprint assessment conducted confirmed tobacco sourcing as our highest priority, followed by pulp and paper and owned manufacturing locations. As a result, these sectors form the basis of the summary of our current understanding as set out below.

Tobacco Sourcing

In addition to the initial screening based on the newly released guidance from TNFD, which assesses the farms against two biodiversity criteria, a more comprehensive Geospatial Biodiversity Risk Assessment (BRA) conducted in 2022 mapped 69,000+ directly contracted farmers against five global biodiversity indicators, scoring each farm from Low to High biodiversity risk. Of the farms assessed, only 1.5% of the farms (3.3% of the area covered by mapped farms) were identified as potentially having a high risk to biodiversity. BAT has considered these as high priority locations for deeper analysis and potential action. The greatest extent of priority located areas are in Brazil, Venezuela, Mexico, and Sri Lanka. We will be conducting the evaluation again in 2024 with the latest footprint, updated datasets and methodology.

For third-party leaf suppliers, the assessment was conducted at the level of administrative area, and overall, the assessment estimated that 14% of the area used by third-party suppliers is likely to have High biodiversity risk. We are currently re-evaluating the list of priority farms based on our latest footprint with results to be published later in 2024.

Direct Operations

Our Geospatial BRA conducted based on BAT's December 2022 footprint identified high priority sites if they scored "high" in any of the following risk categories: Species Threat Abatement and Restoration (STAR) Risk Score, Proximity to Internationally Recognised Area's (IRA), or Species Risk Score.

The 22 operational sites identified (accounting for 30% of our global operations mapped area) are located across Chile, Croatia, Fiji, Honduras, Poland, Samoa, Singapore, Solomon Islands, Sri Lanka, Sudan, Trinidad and Tobago, Türkiye, Venezuela and Zambia.

Based on further TNFD screening - conducted in 2023 and based on data collected in 2022 - other sites can be considered as priority locations. Sites located in Brazil, Chile, Indonesia, South Africa, Türkiye and the U.S. account for 67.8% of the total biodiversity footprint for BAT's operations (as measured by the MSA.ha indicator) and will be included in the list of priority sites in the future.

Non-tobacco Purchased Goods and Services

The largest share of the negative impacts identified as part of the assessment for non-tobacco purchased goods and services are indicated to come from 'directly procured goods', in particular pulp and paper which accounts for an estimated 70% of the total land footprint. 87% of the negative impacts of pulp and paper are due to land use. Land use refers to the conversion of natural habitats to agricultural or industrial land, which can result in biodiversity loss, soil degradation, and carbon emissions. The total land use impact of BAT's direct operations based on our 2022 footprint is estimated to be 1,190 ha.

We have gathered the paper mill and manufacturing plant coordinate locations that account for 85% of pulp and paper volume purchased and will be conducting assessments to identify priority locations, with the view to publish results in 2024.

Note:

* Assessment based on a snapshot in time, footprint assessment will be refreshed in 2024 based on December 2023 sites for operations and directly contracted farmers.

Sustainable Future

Our approach to Taskforce on Nature-related Financial Disclosures (TNFD)

Continued

Risk and impact management: Describe the process used by the organisation to identify, assess, prioritise and monitor nature-related dependencies, impacts, risk and opportunities.

- a) i) Describe the organisation's processes for identifying, assessing and prioritising nature-related dependencies, impacts, risks and opportunities in its direct operations.
- a) ii) Describe the organisation's processes for identifying, assessing and prioritising nature-related dependencies, impacts, risks and opportunities in its upstream and downstream value chain.

Identifying Dependencies

The ENCORE database was used to conduct sectoral-level screening of the natural capital assets on which our business activities across our direct operations with upstream and downstream value chains (categorised as ISIC codes) depend.

Identifying Impacts

Geospatial Biodiversity Risk Assessments (BRA) for our direct operations and directly contracted farmers were conducted, as precise coordinate location and occupied area data was available.

For direct operations this helped locate high priority sites where actions to protect and restore biodiversity are most important. For directly contracted tobacco farmers, high priority farms were identified where actions to protect and restore biodiversity, as well as prevent deforestation, are most important.

The Biodiversity Extent, Condition and Significance 'BECS' approach assesses the land used for production by considering two metrics: *Biodiversity extent*, the biodiversity loss relative to a pristine *condition*, and the *significance* that loss has globally, based on the 'type' and 'relative value' of biodiversity present in that area. The significance is primarily measured using the TNFD recommended International Union for Conservation of Nature (IUCN) Species Threat Abatement and Restoration (STAR) metric, split into STARt (abating threats) and STARr (restoring habitat). The Biodiversity Land occupancy footprint is expressed in MSA.ha. This metric shows the abundance of original species relative to their abundance in undisturbed ecosystems. As an example, a MSA of 0% means a destroyed ecosystem, with no original species remaining.

For third-party tobacco suppliers, the top five suppliers were assessed, representing 67% of the tobacco volume we buy outside of the Group's own Leaf Operations. As we do not purchase all the tobacco produced by the third-party suppliers, the assessment covered all regions where they operate. BAT then apportioned the footprint result by the percentage of tobacco purchased.

To measure the environmental impact of non-tobacco goods and services, a LCA approach following the Intergovernmental Science-Policy Platform on Biodiversity and Ecosystem Services, (IPEBS) Pressures Framework was used to assess the 'magnitude' of impact on biodiversity.

BAT's estimated annual spend per goods sector and country was fed into the TNFD recommended EXIOBASE database to estimate the environmental impacts associated with our procured goods. The data generated are used to estimate the pressures and impacts on biodiversity using LCA conversion factors and identify the most material sectors.

TNFD

We were able to conduct initial screening based on newly released guidance from TNFD for direct operations. This analysis identified a priority operation site if it met one of the following criteria: top 20% of estimated MSA.ha, or top 20% of STARt Score within 5km of priority area dependent on size of site. We plan to continue our TNFD analysis and prioritisation over the course of 2024.

Identifying Risks and Opportunities

Nature-related risks and opportunities are identified through a combination of internal stakeholder consultation, desktop research and external consultation. Currently, we assess our risks qualitatively, using data from our impact and prioritisation analysis, our industry and supply chain expertise, and advice from consultants.

Nature-related risks, such as Biodiversity Loss and Deforestation are also captured within the Group's ESG risk register.

Risks are reviewed biannually, assessed on a residual risk basis, and evaluated in terms of their relevance and materiality for the business. Risk assessments are completed in line with our overall Enterprise Risk Management (ERM) methodology.

b) Describe the organisation's processes for monitoring nature-related dependencies, impacts, risks and opportunities.

We set our 2025 Deforestation targets in 2021. The targets below form the basis of our commitment and inform our approach to biodiversity and ecosystems. These are: Deforestation and Conversion Free tobacco supply chain by 2025; Deforestation Free pulp and paper supply chain by 2025; Forest Positive in our tobacco supply chain by 2025 (vs 2021 baseline).

In our tobacco supply chain, we have already achieved: 96.5% of the wood used in our Thrive Supply Chain is assessed as Deforestation and Conversion Free status.

In 2023, we launched a new Biodiversity Operating Standard (BOS) to support our Group commitments on reducing our impact on forests and natural ecosystems. This provides guidance on due diligence and traceability to help protect biodiversity in our tobacco supply chain, including the use of traceable wood that is Deforestation and Conversion Free, and Biodiversity Management Plans.

In direct operations we will be rolling our biodiversity management plans to high risk sites in 2024 and we have been strengthening our due diligence processes on pulp and paper. Read more about managing compliance with our BOS and how we are managing biodiversity in our own operations and pulp and paper on pages 84 to 85.

We plan to release our 10 Year Nature Roadmap later in 2024, which will outline and support our ambition to set new nature targets in 2024 and 2025 aligned to the SBTN.

Finally, risk data, including assessment information and risk scores, is collected, recorded and monitored within the Group's Risk Management System. The system provides a standardised risk reporting suite which supports the overall risk tracking and monitoring process.

The Group's ESG risk register, which includes nature-related risks, is reviewed biannually by the Group Risk Management Committee, chaired by the Interim Finance Director and subsequently reviewed biannually by the Audit Committee and annually by the Board.

Metrics and targets: Disclose the metrics and targets used to assess and manage material nature-related dependencies, impacts, risks and opportunities

a) Disclose the metrics used by the organisation to assess and manage dependencies and impacts on nature

A range of metrics has been used to assess and manage nature-related dependencies, impacts, risks and opportunities.

Land Occupancy

For total area controlled or managed by BAT's direct operations and total disturbed areas from BAT's tobacco supply chain and procured goods and services the area is expressed in units: 1 hectares = 0.01 km².

For land use impacts of procured goods and services units: m² crop-land equivalent has been used.

State of Nature

For ecosystem condition, the biodiversity footprint for direct operations and tobacco supply chain has been estimated using units: MSA.ha.

For each location in direct operations (site) and tobacco supply chain locations (farms), species extinction risk has been assessed via threat abatement potential measured using units: Species Threat Abatement and Restoration - Abating threats (STAR_t) Score.

For procured goods and services water use was measured in quantity using units: m³.

Pollution impacts were measured in units: SO₂ equivalents, P equivalents, N equivalents.

GHG emissions were measured in units: CO₂ equivalents.

Note:

† Refer to the BAT 'Reporting Criteria' for a full description of key terms and definitions at [bat/reporting.com](https://www.bat.com/reporting)

@ESG 2023 Assured Metrics

KPMG have conducted independent, limited assurance in accordance with ISAE 3000 over the 2023 ESG 'Selected Information' listed below, as contained in this Annual Report. KPMG's Independent Limited Assurance Report is provided on page 120.

^ Refer to KPMG Independent Limited Assurance Report on page 120 for details on selected information.

Underlying Selected Information	Selected Information
Consumers of non-combustible products (number of, in millions)	23.9
Scope 1 CO ₂ e emissions (thousand tonnes)	267
Scope 1 CO ₂ e emissions including fugitive emissions (thousand tonnes)	299
Scope 2 CO ₂ e emissions (market based) (thousand tonnes)	95
Scope 2 CO ₂ e emissions (location based) (thousand tonnes)	342
Scope 1 and Scope 2 CO ₂ e emissions intensity ratio (tonnes per £m revenue)	13.3
Scope 1 and Scope 2 CO ₂ e emissions intensity ratio (tonnes per EUR m revenue)	11.5
Total Scope 3 CO ₂ e emissions (thousand tonnes) ^ - for 2022, Scope 3 GHG emissions are reported one year later	6,045
Total energy consumption (GWh)	2,182
Energy consumption intensity (GWh per million £ revenue)	0.08
Energy consumption intensity (GWh per million EUR revenue)	0.07
Renewable energy consumption (GWh)	832
Non-Renewable energy consumption (GWh)	1,350
Total waste generated (thousand tonnes)	114.94
Hazardous waste and radioactive waste generated (thousand tonnes)	1.59
Total waste recycled (thousand tonnes)	100.7
Total water withdrawn (million m ³)	3.16
Total water recycled (million m ³)	1.02
Total water discharged (million m ³)	1.53
Emissions to water:	
– 60% of the facilities reported not using priority substances, and 74% reported not having them in storage	
– out of 48 priority substances, 44% are reported as not used, 44% are reported as not stored	
Number of operations sites in areas of high-water stress with and without water management policies	24/0
% of sources of wood used by our contracted farmers for curing fuels that are from sustainable sources ^	99.99
% of tobacco hectares reported to have appropriate best practice soil and water management plans implemented ^	81
% of tobacco farmers reported to grow other crops for food or as additional sources of income ^	93.3
% of farms monitored for child labour ^	100
% of farms with incidents of child labour identified ^	0.15
Number of child labour incidents identified ^	359
% of child labour incidents reported as resolved by end of the growing season ^	100
% of farms monitored for grievance mechanisms ^	100.0
% of farms reported to have sufficient PPE for agrochemical use ^	99.99
% of farms reported to have sufficient PPE for tobacco harvesting ^	99.7
H&S - Lost Time Incident Rate (LTIR)	0.17
H&S - Number of serious injuries (employees)	12
H&S - Number of serious injuries (contractors)	9
H&S - Number of fatalities (employees)	2
H&S - Number of fatalities (contractors)	2
H&S - Number of fatalities to members of public involving BAT vehicles	3
% female representation in Management roles	42
% female representation on Senior Leadership teams	33
% of key leadership teams with at least a 50% spread of distinct nationalities	100
Global unadjusted gender pay gap (average %)	14
Incidents of non-compliance with regulations resulting in fine or penalty	3
Incidents of non-compliance with regulations resulting in a regulatory warning	0
Number of established SoBC breaches	123
Number of disciplinary actions taken as a result of established SoBC breaches that resulted in people leaving BAT	79
Number of established SoBC breaches - relating to workplace and human rights	69
% of product materials and high-risk indirect service suppliers that have undergone at least one independent labour audit within a three-year cycle@	58.8

Sustainable Future

@ESG Limited Assurance Report

Independent Limited Assurance Report to British American Tobacco p.l.c.

KPMG LLP ('KPMG' or 'we') were engaged by British American Tobacco p.l.c. ('BAT') to provide limited assurance over the Selected Information described below for the year ended 31 December 2023.

Our Conclusion

Based on the work we have performed and the evidence we have obtained, nothing has come to our attention that causes us to believe that the Selected Information has not been properly prepared, in all material respects, in accordance with the Reporting Criteria.

This conclusion is to be read in the context of the remainder of this report, in particular the inherent limitations explained below and this report's intended use.

Selected Information

The scope of our work includes only the information included within BAT's Combined Annual and Sustainability Report ('the Report') for the year ended 31 December 2023 on pages 11 and 115 marked with a ♦ and listed as "Assured" on page 119 ('the Selected Information'). The Selected Information is for the year ended 31 December 2023 except for Total Scope 3 CO₂e emissions which is for the year ended 31 December 2022.

We have not performed any work, and do not express any conclusion, over any other information that may be included in the Report or displayed on BAT's website for the current year or for previous periods unless otherwise indicated.

Reporting Criteria

The Reporting Criteria we used to form our judgements are British American Tobacco's Reporting Guidelines 2023 as set out at www.bat.com/esgreport ('the Reporting Criteria'). The Selected Information needs to be read together with the Reporting Criteria.

Inherent Limitations

The nature of non-financial information; the absence of a significant body of established practice on which to draw; and the methods and precision used to determine non-financial information, allow for different, but acceptable evaluation and measurement techniques and can result in materially different measurements, affecting comparability between entities and over time. The Reporting Criteria has been developed to assist BAT in reporting ESG information selected by BAT as key KPIs to measure the success of its sustainability strategy. As a result, the Selected Information may not be suitable for another purpose.

Directors' Responsibilities

The Board of Directors of BAT are responsible for:

- The designing, implementing and maintaining of internal controls relevant to the preparation and presentation of the Selected Information that is free from material misstatement, whether due to fraud or error;
- The selection and/or development of objective Reporting Criteria;
- The measurement and reporting of the Selected Information in accordance with the Reporting Criteria; and
- The contents and statements contained within the Report and the Reporting Criteria.

Our Responsibilities

Our responsibility is to plan and perform our work to obtain limited assurance about whether the Selected Information has been properly prepared, in all material respects, in accordance with the Reporting Criteria and to report to BAT in the form of an independent limited assurance conclusion based on the work performed and the evidence obtained.

Assurance Standards Applied

We conducted our work in accordance with International Standard on Assurance Engagements (UK) 3000 – 'Assurance Engagements other than Audits or Reviews of Historical Financial Information' ('ISAE (UK) 3000') issued by the Financial Reporting Council and, in respect of the greenhouse gas emissions information included within the Selected Information, in accordance with International Standard on Assurance Engagements 3410 – 'Assurance Engagements on Greenhouse Gas Statements' ('ISAE 3410'), issued by the International Auditing and Assurance Standards Board. Those standards require that we obtain sufficient, appropriate evidence on which to base our conclusion.

Independence, Professional Standards and Quality Management

We comply with the Institute of Chartered Accountants in England and Wales ("ICAEW") Code of Ethics, which includes independence, and other requirements founded on fundamental principles of integrity, objectivity, professional competence and due care, confidentiality and professional behaviour, that are at least as demanding as the applicable provisions of the IESBA Code of Ethics. The firm applies International Standard on Quality Management 1 (UK) Quality Management for Firms that Perform Audits or Reviews of Financial Statements, or Other Assurance or Related Services Engagements, which requires the firm to design, implement and operate a system of quality management including policies regarding compliance with ethical requirements, professional standards and applicable legal and regulatory requirements.

Summary of Work Performed

A limited assurance engagement involves planning and performing procedures to obtain sufficient appropriate evidence to obtain a meaningful level of assurance over the Selected Information as a basis for our limited assurance conclusion. Planning the engagement involves assessing whether the Reporting Criteria are suitable for the purposes of our limited assurance engagement. The procedures selected depend on our judgement, on our understanding of the Selected Information and other engagement circumstances, and our consideration of areas where material misstatements are likely to arise.

The procedures performed included:

- Conducting interviews with BAT management to obtain an understanding of the key processes, systems and controls in place over the preparation of the Selected Information;
- Performing risk assessment procedures over the aggregated Selected Information, including a comparison to the prior period's amounts having due regard to changes in business volume and the business portfolio
- Selected limited substantive testing, including agreeing a selection of the Selected Information to the corresponding supporting information;
- Considering the appropriateness of the carbon conversion factor calculations and other unit conversion factor calculations used by reference to widely recognised and established conversion factors;
- Reperforming a selection of the carbon conversion factor calculations and other unit conversion factor calculations; and
- Reading the narrative accompanying the Selected Information in the Report with regard to the Reporting Criteria, and for consistency with our findings.

The work performed in a limited assurance engagement varies in nature and timing from, and is less in extent than for, a reasonable assurance engagement. Consequently, the level of assurance obtained in a limited assurance engagement is substantially lower than the assurance that would have been obtained had a reasonable assurance engagement been performed.

For the Selected Information marked with a ^ symbol on page 119, our procedures did not include physical visits to the farms which provided the source data for the Leaf Data and Human Rights Selected Information and testing the accuracy of the sales volumes in BAT's Procurement IT system which were used in calculating Scope 3 CO₂e emissions (thousand tonnes) including the Scope 3 supply chain CO₂e emissions (thousand tonnes) from purchased goods and services. Additionally, our procedures did not include physical visits to the operational sites which provided the source data for the Emissions to Water Selected Information.

This Report's Intended Use

Our report has been prepared for BAT solely in accordance with the terms of our engagement. We have consented to the publication of our report on BAT's website for the purpose of BAT showing that it has obtained an independent assurance report in connection with the Selected Information.

Our report was designed to meet the agreed requirements of BAT determined by BAT's needs at the time. Our report should therefore not be regarded as suitable to be used or relied on by any party wishing to acquire rights against us other than BAT for any purpose or in any context. Any party other than BAT who obtains access to our report or a copy and chooses to rely on our report (or any part of it) will do so at its own risk. To the fullest extent permitted by law, KPMG LLP will accept no responsibility or liability in respect of our report to any other party.

George Richards

for and on behalf of KPMG LLP
Chartered Accountants
15 Canada Square
London E14 5GL
07 February 2024

The maintenance and integrity of BAT's website is the responsibility of the Directors of BAT; the work carried out by us does not involve consideration of these matters and, accordingly, we accept no responsibility for any changes that may have occurred to the reported Selected Information, Reporting Criteria or Report presented on BAT's website since the date of our report.@

Group Principal Risks

Overview

The Principal Risks that may affect the Group are set out on the following pages.

Each risk is considered in the context of the Group's strategy and business model, as set out in this Strategic Report beginning on page 2 and page 18. On the following pages is a summary of each Principal Risk, its potential impact[®] and management by the Group[®]. The Group defines the Principal Risks as those assessed with a high impact and probable likelihood. Additionally, "Supply Chain Disruption", "Cyber Security", "Litigation" and "Solvency and liquidity" risks are also recognised as Principal Risks; they are not assessed as having high impact and probable likelihood but are material to the delivery of the Group's strategic objectives.

[®]The Group has identified risks and is actively monitoring and mitigating these risks, including those related to climate change and other ESG matters.[®] This section focuses on those risks that the Directors believe to be the Principal Risks to the Group. Not all of these risks are within the control of the Group and other risks besides those listed may affect the Group's performance. Some risks may be unknown at present. Other risks, currently regarded as less material, could become material in the future. Clear accountability is attached to each risk through the risk owner.

We identified two new Principal Risks to the Group during the year: "Cyber Security", taking into account the evolving complexity of the cyber-threat environment and "Supply Chain Disruption" in view of the macro-economic and geopolitical environment and the complexity of the Group's New Categories supply chain.

The risks listed in this section[®] and the activities being undertaken to manage them[®] should be considered in the context of the Group's internal control framework. This process is described in the section on risk management and internal control in the corporate governance statement from page 159. This section should also be read in the context of the cautionary statement on page 386.

A summary of all the risk factors (including the Principal Risks) which are monitored by the Board through the Group's risk register is set out in the Additional Disclosures section from page 353.

Assessment of Group Principal Risks[®]

During the year, the Directors carried out a robust assessment of the Principal Risks, uncertainties and emerging risks facing the Group, including those that could impact delivery of its strategic objectives, business model, future performance, solvency or liquidity.

Leading in Sustainability is a core component/key building block of our corporate strategy and ESG risk factors are embedded across the Group's risks in accordance with how risks are managed within the Group.

Continued progress was made to further embed both climate-related and other ESG risks into the Group Risk Management Framework.

[+](#) Read more about our approach on [pages 111 and 112](#)

Key risk initiatives include the introduction of the Group's inaugural ESG risk register and the development of a Climate Diagnostic Tool. ESG risks are assessed on a residual risk basis and are reviewed biannually and evaluated in terms of their relevance and materiality to the business, in accordance with the Group's risk management methodology. The Climate Diagnostic Tool will enable better understanding of the climate change impact to the Group's physical property locations and subsequent business interruption. These emphasise the Group's commitment to understand, mitigate, and manage risks that could impact the organisation as a whole, BAT's stakeholders and the wider environment.

The viability statement on page 129 provides a broader assessment of long-term solvency and liquidity. The Directors considered a number of factors that may affect the resilience of the Group. Except for the risk "Injury, illness or death in the workplace" which is not considered to be sufficiently material to impact the Group's overall viability assessment, the Directors also assessed the potential impact of the Principal Risks that may impact the Group's viability.

Time frame



Strategic impact



Key Stakeholders

- Consumers

- Society

- Our people

- Shareholders & Investors

Considered in viability statement

- Yes

- No

[®] Denotes phrase, paragraph or similar that does not form part of BAT's Annual Report on Form 20-F as filed with the SEC.

Group Principal Risks

Group Principal Risks
Continued

Risks			
Competition from illicit trade			
Increased competition from illicit trade and illegal products – either local duty evaded, smuggled, counterfeits, or non-regulatory compliant, including products diverted from one country to another.			
Time frame	Strategic impact	Key Stakeholders	Considered in viability statement [®]
<p>Short-/medium-/long-term</p>	<p>Quality Growth/Sustainable Future</p>	<p>Consumers, Society, Shareholders & Investors</p>	<p>Yes</p>
Impact		Mitigation activities across all categories[®]	
<p>Erosion of goodwill, with lower volumes and/or increased operational costs (e.g. track and trace costs) and reduced profits. Reduced ability to take price increases.</p> <p>Investment in trade marketing and distribution is undermined and the product is commoditised.</p> <p>Counterfeit products (especially in New Categories) and other illicit products could harm consumers, damaging goodwill, and/or the category (with lower volumes and reduced profits), potentially leading to misplaced claims against BAT, further regulation and a failure to deliver the corporate harm reduction objective.</p> <p>Breach of legislation, criminal offences, contract breaches under the EU Cooperation Agreement, allegations of facilitating smuggling and reputational damage, including negative perceptions of our governance.</p> <p>Existence of illicit trade reduces our ability to reduce the health impact of our business, it undermines policies of state governments with respect to underage tobacco users and creates basis for inappropriate regulation.</p>		<p>Dedicated Anti-Illicit Trade (AIT) teams operating at regional and country levels; internal cross-functional levels; compliance procedures, toolkit and best practice shared.</p> <p>Active engagement with key external stakeholders.</p> <p>Cross-industry and multi-sector cooperation on a range of AIT issues.</p> <p>Regional AIT strategy supported by a research programme to further the understanding of the size and scope of the problem.</p> <p>AIT Engagement Teams (including a dedicated analytical laboratory and a forensic and compliance team) work with enforcement agencies as appropriate.</p>	
Geopolitical tensions			
Geopolitical tensions, civil unrest, economic policy changes, global health crises, terrorism and organised crime have the potential to disrupt the Group's business in multiple markets.			
Time frame	Strategic impact	Key Stakeholders	Considered in viability statement [®]
<p>Short-/medium-term</p>	<p>Quality Growth/Sustainable Future</p>	<p>Society, Our people, Shareholders & Investors</p>	<p>Yes</p>
Impact		Mitigation activities across all categories[®]	
<p>Potential injury or loss of life, loss of assets and disruption to supply chains and normal business processes.</p> <p>Increased costs due to more complex supply chain and security arrangements and/or the cost of building new facilities or maintaining inefficient facilities.</p> <p>Lower volumes as a result of not being able to trade in a country.</p> <p>Higher taxes or other costs of doing business as a foreign company or the loss of assets as a result of nationalisation.</p> <p>Reputational damage, including negative perceptions of our governance and protection of our people and our ESG credentials.</p> <p>Disruption to the supply chain impacts our ability to reduce the health impact of our business.</p>		<p>Physical and procedural security controls are in place, and regularly reviewed in accordance with our Security Risk Management process, for all field force and supply chain operations, with an emphasis on the protection of Group employees.</p> <p>Globally integrated sourcing strategy and contingency sourcing arrangements are in place.</p> <p>Security risk modelling, including external risk assessments and the monitoring of geopolitical and economic policy developments worldwide.</p> <p>Insurance coverage and business continuity planning, including scenario planning and testing, and risk awareness training.</p> <p>Geopolitical assessment and monitoring by the Group Security Centre of Excellence and regions inform the Business Continuity Management organisation plans and responses to geopolitical risks, including readiness of Crisis Management Teams at all levels.</p>	

Tobacco, New Categories and other regulation interrupts growth strategy

The enactment of, proposals for, or rumours of, regulation that significantly impairs the Group’s ability to communicate, differentiate, market or launch its products, and/or the lack of appropriate regulation for New Categories.

Time frame	Strategic impact	Key Stakeholders	Considered in viability statement [®]
<p>Short-/medium-/long-term</p>	<p>Quality Growth/Sustainable Future</p>	<p>Consumers, Society, Shareholders & Investors</p>	<p>Yes</p>
Impact		Mitigation activities across all categories [®]	
<p>A lack of acceptance or rejection of Tobacco Harm Reduction as a tobacco control policy could prevent a balanced regulatory framework for New Categories. Restricted ability to sell and communicate New Categories could lead to failure of the harm reduction objective and loss of confidence in the Group’s ESG performance. Lack of appropriate regulation and its enforcement may impact our opportunity for quality growth and affect our ability to develop an outstanding pipeline of new products. Disproportionate regulations for New Categories, such as questionable regulatory classifications or total bans, that may not be science-based and/or risk-proportionate and that neither recognise unintended consequences nor respect legal rights (e.g. wrong regulatory classifications or total bans). Reduced ability to make scientific claims and compete in future product categories and make new market entries. Erosion of brand value through commoditisation and the inability to launch innovations may negatively affect our ability to generate value growth. Regulation with respect to bans or severe restrictions on menthol flavours, product design & features and nicotine levels may adversely impact individual brand portfolios. Reduced consumer acceptability of new product specifications, leading to consumers seeking alternatives in illegal markets or irresponsible operators exploiting regulatory loopholes. Shocks to share price on rumours of, or the announcement or enactment of, restrictive regulation (e.g. sales ban to future generations). Failure to deliver appropriate and proportionately costed Extended Producer Responsibility (EPR) schemes.</p>		<p>Establishment of Regulation and Science Committee, the objectives of which are to review the execution of the Group’s regulatory, corporate, and science strategies, monitor the regulatory and science landscape, prioritize key regulatory and science initiatives and resource allocation.</p> <p>Engagement and alignment across the Group to drive a balanced global policy framework for combustibles and New Categories. Stakeholder mapping and prioritisation, developing robust compelling advocacy materials (with supporting evidence and data) and regulatory engagement programmes.</p> <p>Regulatory risk assessment of marketing plans to ensure decisions are informed by an understanding of the potential regulatory environments.</p> <p>Advocating the application of integrated regulatory proposals to governments and public health regulators and practitioners based on the harm reduction potential of New Categories.</p> <p>Development of an integrated regulatory strategy that spans conventional combustibles and New Categories.</p> <p>Training and capability programmes for End Markets to upskill Corporate and Regulatory Affairs managers on combustible and New Categories regulatory engagement, including product knowledge.</p> <p>Direct access to online portal providing latest position and advocacy material for End Market engagement on combustibles and New Categories.</p> <p>Working to define a sustainable EPR model and markets negotiating to implement effective EPR schemes.</p>	

Please refer to the to the description of the tobacco and nicotine regulatory regimes under which the Group’s businesses operate set out from page 375

Supply chain disruption

Disruption to the global supply chain that may impact our ability to manufacture products or supply our consumers.

Time frame	Strategic impact	Key Stakeholders	Considered in viability statement [®]
<p>Short-term</p>	<p>Quality Growth/Sustainable Future/Dynamic Business</p>	<p>Consumers, Our people, Shareholders & Investors</p>	<p>Yes</p>
Impact		Mitigation activities across all categories [®]	
<p>Disruption to the global supply chain may impact all aspects of our business and impede our ability to manufacture products and supply our consumers.</p> <p>Disruption to supply chain can lead to volume shortfalls and inability to supply markets, increased replacement or/and rebuild costs consequently leading to reduced profit and reputational damage. This may affect our ability to reinvest into New Categories and deliver our Tobacco Harm Reduction commitment.</p> <p>Loss of one or more key facilities or suppliers may cause loss of life and injuries. It may also lead to societal dislocation resulting in population migration and loss of key skills.</p> <p>Our supply chain could be negatively impacted by events arising from, but not limited to natural disasters, man-made accidents, cyber incidents.</p>		<p>Group-wide business continuity plans (BCP) and contingency sourcing plans (CSP) in compliance with the new Business Continuity Management standard, are in place.</p> <p>All factory CSPs are regularly updated, reviewed and desktop simulations conducted to ensure compliance with the Group’s policy.</p> <p>BCPs and disaster recovery plans for logistics providers are in place.</p> <p>Unrest and Evacuation plans are in place.</p> <p>Existence of insurance cover for Property Damage and Business Interruption.</p> <p>Appropriate technical and organisational cyber security measures are in place.</p>	

Group Principal Risks

Group Principal Risks

Continued

Risks continued

Litigation

Product liability, regulatory or other significant cases (including investigations) may be lost or settled resulting in a material loss or other consequence.

Time frame	Strategic impact	Key Stakeholders	Considered in viability statement [®]
 Short-/medium-/long-term	 Quality Growth/Sustainable future	 Shareholders & Investors	 Yes
Impact Damages and fines, negative impact on reputation (including ESG credentials), disruption and loss of focus on the business. Consolidated results of operations, cash flows and financial position could be materially affected by an unfavourable outcome or settlement of pending or future litigation, criminal prosecution or other contentious action, or by the costs associated with bringing proceedings or defending claims. Inability to sell products as a result of an injunction arising out of a patent infringement action against the Group may restrict growth plans and competitiveness. Potential share price impact. Sustainability-related litigation could also result in a reduction in the investor base due to sustainability and sustainability-related concerns.		Mitigation activities across all categories[®] Consistent litigation and patent management strategy across the Group. Expertise and legal talent maintained both within the Group and external partners, including for New Categories and sustainability-related matters. Ongoing monitoring of key legislative and case law developments related to our business. Delivery with Integrity compliance programme. Driving the litigation strategy in relation to key regulatory issues. Central management of strategic litigation impacting key regulatory processes. Developing expert analysis on efficacy of various regulatory proposals.	

Please refer to note 31 on page 286 in the Notes on the Accounts for details of contingent liabilities applicable to the Group.

Significant increases or structural changes in tobacco, nicotine and New Categories related taxes

The Group is exposed to unexpected and/or significant increases or structural changes in tobacco, nicotine and New Categories related taxes in key markets.

Time frame	Strategic impact	Key Stakeholders	Considered in viability statement [®]
 Short-/medium-/long-term	 Quality Growth/Sustainable Future	 Consumers, Society, Shareholders & Investors	 Yes
Impact Consumers reject the Group's legitimate tax-paid products for products from illicit sources or cheaper alternatives. Reduced legal industry volumes. Reduced sales volume and/or portfolio erosion leading to inability to invest in, develop, commercialise and deliver New Category products. Partial absorption of excise increases leading to lower profitability.		Mitigation activities across all categories[®] Formal pricing and excise strategies, including Revenue Growth Management using a data science-led approach, with annual risk assessments and contingency plans across all products. Pricing, excise and trade margin committees in markets, with global support. Engagement with relevant local and international authorities where appropriate, in particular in relation to the increased risk to excise revenues from higher illicit trade. Portfolio reviews to ensure appropriate balance and coverage across price segments. Monitoring of economic indicators, government revenues and the political situation.	

Inability to develop, commercialise and deliver the New Categories strategy

Risk of not capitalising on the opportunities in developing and commercialising successful, safe and consumer-appealing innovations.

Time frame	Strategic impact	Key Stakeholders	Considered in viability statement [®]
 Short-/medium-/long-term	 Quality Growth/Sustainable Future/Dynamic Business	 Consumers, Society, Shareholders & Investors	 Yes
Impact		Mitigation activities across all categories [®]	
Failure to deliver Group strategic imperative, 2025 growth ambition and 2030 consumer targets. Potentially missed opportunities, unrecoverable costs and/or erosion of brand, with lower volumes and reduced profits. Reputational damage and recall costs may arise in the event of defective product design or manufacture. Loss of market share due to non-compliance of product portfolio with regulatory requirements or inability to engage on our science, leading to a negative shift in sentiment and confidence in Group products. Loss of investor confidence in ESG performance. Failure to deliver our corporate purpose of harm reduction.		Focus on product stewardship to ensure high-quality standards across the portfolio. Brand Expression, which sets out how our brand expresses itself (including through its logo, name, product, packaging, etc.) deployed to lead End Markets via activation workshops and best practices shared. Generating sufficient IP to develop competitive and sustainable products. Accelerating digital and consumer analytics along with data management platforms for enhanced methodologies, insight generation and line of sight across the Group. R&D is accredited to ISO9001 standard and laboratories are accredited to ISO17025 for key methods. Internal and external communications about BAT's science through publications and engagement. Quality assurance reviews undertaken with key science suppliers to ensure appropriate standards in place.	





Disputed taxes, interest and penalties

The Group may face significant financial penalties, including the payment of interest, in the event of an unfavourable ruling by a tax authority in a disputed area.

Time frame	Strategic impact	Key Stakeholders	Considered in viability statement [®]
 Short-/medium-term	 Quality Growth/Sustainable Future	 Shareholders & Investors	 Yes
Impact		Mitigation activities across all categories [®]	
Significant fines and potential legal penalties. Disruption and loss of focus on the business due to diversion of management time. Impact on profit and dividend.		End Market tax committees. Internal tax function provides dedicated advice and guidance, and external advice sought where needed. Engagement with tax authorities at Group, regional and individual market level.	

Injury, illness or death in the workplace

The risk of injury, death or ill health to employees and those who work with the business is a fundamental concern of the Group and can have a significant effect on our operations.



Time frame	Strategic impact	Key Stakeholders	Considered in viability statement [®]
 Short-term	 Quality Growth/Sustainable Future/Dynamic Business	 Our people	 No
Impact		Mitigation activities across all categories [®]	
Serious injuries, ill health, disability or loss of life suffered by employees and the people who work with the Group. Exposure to civil and criminal liability and the risk of prosecution from enforcement bodies and the cost of associated legal costs, fines and/or penalties. Interruption of Group operations if issues are not addressed promptly. High staff turnover or difficulty recruiting employees if perceived to have a poor Environment, Health and Safety (EHS) record. Reputational damage to the Group and negative impact on our ESG credentials.		Risk control systems in place to ensure equipment and infrastructure are provided and maintained. EHS strategy aims to ensure that employees at all levels receive appropriate EHS training and information. Behavioural-based safety programme to drive operations' safety performance, culture and closer to zero accidents. Analysis of incidents undertaken regionally and globally by a dedicated team to identify increasing incident trends or high potential risks that require coordinated action. Global monthly Health & Safety (H&S) Committee established, formed by senior members from the H&S and Operations Sustainability leadership team.	

Group Principal Risks

Group Principal Risks



Continued

Risks continued			
Solvency and liquidity			
Liquidity (access to cash and sources of finance) is essential to maintaining the Group as a going concern in the short-term (liquidity) and medium-term (solvency).			
Time frame	Strategic impact	Key Stakeholders	Considered in viability statement [®]
 Short-/medium-term	 Quality Growth/Sustainable Future/Dynamic Business	 Shareholders & Investors	 Yes
Impact		Mitigation activities across all categories [®]	
<p>Inability to access the Group’s cash resources and to fund the business under the current capital structure resulting in missed strategic opportunities or inability to respond to threats.</p> <p>Decline in our creditworthiness and increased funding costs for the Group.</p> <p>Requirement to issue equity or seek new sources of capital.</p> <p>Reputational risk of failure to manage the financial risk profile of the business, resulting in an erosion of shareholder value reflected in an underperforming share price.</p> <p>Inability to mitigate accounting and economic exposures.</p> <p>Economic loss as a result of devaluation/revaluation of assets (including cash) valued or held in local currency, and additional costs as a result of paying premiums to obtain hard currency.</p> <p>Failure to appropriately engage with investors’ and lenders’ sustainability criteria and concerns may impact BAT’s counterparty availability, credit ratings, access to funding, or may result in an increase in the cost of funding.</p> <p>Exposure to the cannabis sector may lead to regulatory and legal risk, reputation and compliance issues restricting bank and/or investor access.</p>		<p>Group policies include a set of financing principles and key performance indicators, including the monitoring of credit ratings, interest cover, solvency and liquidity with regular reporting to the Corporate Finance Committee and the Board.</p> <p>Controls in place to ensure full compliance with Sanctions regimes. Plans implemented to manage the risk in key geographies.</p> <p>The Group targets an average centrally managed debt maturity of at least five years with no more than 20% of centrally managed debt maturing in a single rolling year.</p> <p>At 31 December 2023, the Group had access to a £5.38 billion revolving credit facility. In March 2023, the Group refinanced the £2.7 billion 364-day tranche of the revolving credit facility at the reduced amount of £2.5 billion, maturing in March 2024 with two one-year extension options, and a one-year term out option. Additionally, £3.0 billion of the five-year tranche remains available until March 2025, with £2.85 billion extended to March 2026 and £2.5 billion extended to March 2027.</p> <p>Liquidity pooling structures are in place to ensure that there is maximum mobilisation of cash liquidity within the Group.</p> <p>Going concern and viability support papers are presented to the Board on a regular basis.</p> <p>Continued review of UK money laundering legislation and cannabis policy with financial partners.</p>	

Foreign exchange rates exposures			
The Group faces translational and transactional foreign exchange (FX) rate exposure for earnings/cash flows from its global businesses.			
Time frame	Strategic impact	Key Stakeholders	Considered in viability statement [®]
 Short-/medium-term	 Quality Growth/Dynamic Business	 Shareholders & Investors	 Yes
Impact		Mitigation activities across all categories [®]	
<p>Fluctuations in FX rates of key currencies against sterling introduce volatility in reported earnings per share (EPS), cash flow and the balance sheet driven by translation into sterling of our financial results and these exposures are not normally hedged.</p> <p>The dividend may be impacted if the payout ratio is not adjusted.</p> <p>Differences in translation between earnings and net debt may affect key ratios used by credit rating agencies.</p> <p>Volatility and/or increased costs in our business, due to transactional FX, may adversely impact financial performance.</p>		<p>While translational FX exposure is not hedged, its impact is identified in results presentations and financial disclosures; earnings are restated at constant rates for comparability.</p> <p>Debt and interest are matched to assets and cash flows to mitigate volatility where possible and economic to do so.</p> <p>Hedging strategy for transactional FX is defined in the treasury policy, a global policy approved by the Board.</p> <p>Illiquid currencies of many markets where hedging is either not possible or uneconomic are reviewed on a regular basis.</p>	

Climate Change and Circular Economy

Direct and indirect adverse impacts associated with climate change and the move towards a circular economy.

Time frame	Strategic impact	Key Stakeholders	Considered in viability statement [®]
 Short-/medium-/long-term	 Quality Growth/Sustainable Future	 Consumers, Society, Shareholders & Investors	 Yes
Impact		Mitigation activities across all categories [®]	
<p>Direct physical risks to BAT agricultural, manufacturing, operational and logistic processes may lead to reduced production capability, delays, volume shortfalls, disruption of energy supply (and other utilities) and business interruption.</p> <p>Extreme temperatures and pollution could be harmful for employees, creating health and safety risks.</p> <p>Failure to adequately manage supply chain risks associated with transitional and operational impacts (of climate change particularly) may cause increased volatility in supply volume, quality or cost of raw materials and services necessary for the effective and efficient operation of BAT's business across its value chain.</p> <p>GHG emissions can indirectly increase costs of supply and delivery.</p> <p>Punitive actions against the Group or ability to sell products in key markets, due to failure to comply in an effective, competitive or economic manner with evolving regulations and requirements relevant to business operations, products and supply chain, and reporting.</p> <p>Technology risk increase due to write-offs and early retirement of existing assets. Additional cost required to deploy new practices and processes.</p> <p>Poor ESG ratings by investors or platforms/indices used by them may lead to reduced access to capital, increased cost of capital or impact the share price.</p> <p>Loss or damage to reputation may reduce market share and revenue, due to customers and/or consumers having a reduced or negative perception of BAT and its products in comparison to its competitors, or of specific products/product categories overall.</p> <p>Negative impact upon the attraction, retention and motivation of skilled employees and contractors.</p> <p>Inadequate waste management can increase negative public opinion on BAT and cause potential damage to brand value from loss of consumer trust, increased costs in jurisdictions where waste management is costly and/or insufficient.</p> <p>Failure to adequately manage Group sustainability priorities like climate change, protection of natural resources and forests, human rights in leaf supply chain may restrict suppliers willing to do business with BAT.</p>		<p>The Group has a well-established Sustainability Leadership Team and Operations Sustainability Forum. Sustainability matters overall, and climate change and circular economy specifically, are under the governance remit of the Audit Committee.</p> <p>Life Cycle Assessment is used in the development and approval processes for new products to understand and improve their climate change and circular economy impacts.</p> <p>Monitoring of climate change- and circular economy-related governmental policy and regulations, and taking proactive actions to meet and/or surpass it.</p> <p>Working to mitigate climate change impacts and optimise circular economy alignment across the value chain by designing for the reuse and recycling of end-of-life products and increasing the use of recycled and environmentally preferable materials. Compliance assessment tool covering all significant touch points related to employee health and safety and environmental impact.</p> <p>Circular economy strategy, Business Continuity and Contingency Sourcing plans.</p> <p>Supplier Code of Conduct which defines the minimum standards expected for suppliers, including the requirement of adoption of BAT environmental procedures.</p> <p>2023 review of future ESG reporting requirements and frameworks, globally, and increasing alignment with them, ahead of required timescales.</p> <p>Ongoing increase in the reporting of sustainability information in the Group's Combined Annual and Sustainability Report and accompanying ESG Performance Data Book, including public provision to financial actors of information required by investors for their own sustainability reporting.</p> <p>Internal and external goals and targets related to the risks and opportunities posed by climate change and circular economy to the Group's business and wider society, along with comprehensive programmes for review of progress against these goals.</p> <p>Climate change- and circular economy-related objectives, targets and metrics publicly reported and externally assured and integrated into personal performance objectives of those functionally responsible for their delivery.</p> <p>Driving innovation and collaboration through Btomorrow Ventures.</p> <p>Cross-functional and cross-industry engagement on sustainability topics.</p>	

Group Principal Risks

Group Principal Risks

Continued

Risks continued			
Cyber Security			
Inability of the organisation to defend against an intentional or unintentional action that results in loss of confidentiality, availability or integrity of systems and data.			
Time frame	Strategic impact	Key Stakeholders	Considered in viability statement [®]
 Short-/medium-/long-term	 Quality Growth/Sustainable Future/Dynamic Business	 Consumers, Society, Our People, Shareholders & Investors	 Yes
Impact		Mitigation activities across all categories [®]	
Loss or theft of confidential business information, when used alone or in conjunction with any other available information reduces the impact of BAT business strategy, investments and commercial operations. Personal data breach incidents that result in the disclosure of personally identifiable data resulting in legal, reputational, and regulatory compliance impacts. Disruption to BAT's business operations that impacts R&D facilities, manufacturing, distribution or technology services resulting in business interruption and/or impacts to health & safety. Inappropriate use of technology systems to enable fraud, or theft of product, technology, or monetary resources. Loss of digital trust resulting in brand damage and a loss of consumer trust. A cyber incident experienced by a third party partner or supplier resulting in business interruption, supply chain disruption, loss of company data or provides access or transmission of malicious activity from the supplier to BAT.		The group implements physical, technical and administrative safeguards to mitigate risks of a cyber security incident, including security measures, such as defensive technologies, encryption, authentication, backup and recovery systems, to protect the confidentiality, integrity and availability of IDT systems and networks. The Group's cyber security processes are regularly reviewed and updated to ensure these remain effective and aligned with our business objectives, regulatory obligations and industry standards. Regular training and awareness programmes provided to Group employees and contractors on cyber security best practices and procedures and adherence to our SoBC. Vendor management processes in place, including due diligence and contractual obligations, to ensure that third-party service providers adhere to BAT's cyber security requirements and standards. Development of business continuity plans to ensure that the Group can promptly respond to any potential or actual cyber security incident and minimise their impact on the business. Engagement with external assessors, consultants, auditors and other third parties to provide independent assurance and recommendations on cyber security matters. Engagement with relevant stakeholders on cyber security matters and being prepared to disclose any material cyber security risks or incidents in a timely and transparent manner.	

@Viability Statement

The preparation of the long-term viability statement and includes an assessment of the Group's ability to meet future commitments and liabilities as they fall due.

Assessment of Long-Term Viability Strong liquidity and access to facilities

The Directors noted that the Group has a strong track record of cash flow delivery and expects to generate over £40 billion of free cash flow before dividends over the next 5 years – as discussed on page 42.

Furthermore, the Group has available net cash and cash equivalents at 31 December 2023 of £4.5 billion (of which £1.9 billion is restricted), and access to a number of facilities (as described in note 26), including:

- a £5.4 billion revolving credit facility, that was renewed in March 2023 and is currently undrawn;
- a US\$4 billion U.S. commercial paper programme and a £3 billion euro commercial paper programme; and
- short term bilateral facilities (£2.65 billion).

The Group continues to maintain investment-grade credit ratings^{*}, with ratings from Moody's, S&P and Fitch of Baa2 (positive outlook), BBB+ (negative outlook), BBB (positive outlook), respectively, with a medium-term rating target of Baa1, BBB+ and BBB+. The strength of the ratings has underpinned debt issuance and the Group is confident in its ability to access the debt capital markets.

Assessment and scenario planning

In making the assessment, the Directors undertook a robust review of the Group's operational and financial processes (which cover both short-term financial forecasts and capacity plans) and how the Principal Risks (as indicated on pages 122 to 128) may impact the Group's viability under various scenarios. Notes 23 and 26 in the Notes on the Accounts provide further detail on the Group's borrowings and management of financial risks.

The Director's recognised that multiyear cash flow forecasts are prepared to:

- assess impairment (as described in note 12) for a number of the Group's reporting entities (or cash generating units); and
- input into the active capital allocation model, including debt maturity planning.

The Group does not have any covenants related to its current debt issued or available facilities. In order to assess viability, a base scenario was developed, which assessed the Group's notional headroom against a theoretical interest cover of 5.0x, used on a conservative basis that such a covenant may be applied in the future. Each scenario then assessed how the earnings of the Group may be affected by the realisation of the risks and then, if necessary, determined how many times more severe that risk must be before the theoretical interest cover was breached.

These scenarios were:

@Viability Scenario Planning

Operational

The Group does not deliver on its financial growth ambitions

The implementation of regulations (including the menthol ban proposed in the U.S.), reduced pricing, increased combustibles volume decline or a slower than expected transformation to New Categories may impact the Group's ability to deliver growth in profit from operations. To breach the theoretical interest cover, the impact of this scenario would have to be at least 5.0x worse than a prudent annual forecast (i.e. nil profit growth).

Financing

The Group is unable to refinance its debts as they fall due or is exposed to higher interest rates

The Group has an annual debt maturity profile of a maximum £4 billion per annum which is less than the annual free cash flow generated – and via the capital allocation model, the Group could prioritise debt payments in the event of capital markets becoming restricted. Further, the Group's floating to fixed interest rate ratio is 10:90 and is largely insulated from short-term volatility.

One-off event

The Group experiences supply chain disruption, including climate-risk related disruptions

The Group may be exposed to the loss of suppliers or factories, impacting operational performance. The Group has detailed contingency plans in place with insurance mitigating the impact in the short-term.

Aggregation of risks

The Group experiences supply chain disruption, including climate-risk related disruptions

It was considered that, under a set of remote circumstances, that the principal risks may arise in combination or aggregation. There was no scenario identified, based upon the assumptions applied, that would impact viability within the defined period.

Reverse stress testing

A reverse stress test of the impact of the individual principal risks was also undertaken as part of the assessment. This did not identify any individual risk, based upon a prudent annual forecast that would, if arising in isolation and without mitigation, impact the Group's viability within the three-year confirmation period.

Further, in order for the theoretical interest cover to be breached, profit from operations, excluding the adjusting items, would have to decline by over 13% per year, for the interest cover to fall below 5x after three years.

Other considerations - litigation

Due to the nature of the Group's operations, it is subject to inherent uncertainties with regards to litigation, the outcome of which is uncertain in terms of timing or scale and may have a bearing on the Group's viability. The Group maintains, as referred to in note 31 in the Notes on the Accounts 'Contingent Liabilities and Financial Commitments'. Whilst it is impossible to be certain of the outcome of any particular case, the defences of the Group's companies to all the various claims are meritorious on both law and the facts.

However, if an adverse judgment is entered against any of the Group's companies in any case, an appeal may be made, the duration of which can be reasonably expected to last for a number of years.

Mitigating actions

Under the Group's active capital allocation mechanism (see page 42), the Group intends to pay dividends of £5.3 billion per year with other discretionary capital expenditure estimated at £550 million. Both may be revised to redirect funds to the settlement of other liabilities including debt repayment.

Conclusion

The Board has assessed the viability of the Group taking into account the current position and Principal Risks, in accordance with provision 31 of the UK Corporate Governance Code 2018.

Whilst the Board believes the Group will be able to continue in operation and meet its liabilities as they fall due, over a longer period, owing to the inherent uncertainty arising due to ongoing litigation, the period over which the Board considers it possible to form a reasonable expectation as to the Group's longer-term viability (that it will continue in operation and meet its liabilities as they fall due) is three years, in line with the Group's cash flow forecasting to support debt refinancing plans.[@]

Note:

- * A credit rating is not a recommendation to buy, sell or hold securities. A credit rating may be subject to withdrawal or revision at any time. Each rating should be evaluated separately of any other rating.

Governance

Chair's Introduction on Governance

The executive team worked closely with the Board in 2023 to refine our A Better Tomorrow™ strategy, further emphasising our purpose and commitment to fostering a collaborative and inclusive culture.

Luc Jobin
Chair



Dear Shareholder,

The Board spends a lot of time engaging with the Group's purpose, strategy, values and culture. In developing these blueprints for sustainable growth, we focus just as keenly on the Group's operational leadership who implement and embed them. The theory, and practice, are always evolving; we take care that they do so in step.

In this context, the Board has overseen a successful transition to our new Chief Executive in 2023, with Tadeu Marroco taking over from Jack Bowles in May.

Tadeu has an outstanding record of developing teams capable of delivering our transformation, with a sharp and consistent focus on strong execution and financial performance. The Board also wholeheartedly supports his collaborative and inclusive leadership style.

We are confident that under Tadeu's leadership, we will continue to evolve as a high-performing consumer goods group that nurtures our people's passion for our consumers and our brands.

Strategic focus

The executive team worked closely with the Board in 2023 to refine our A Better Tomorrow™ strategy and articulate our commitment to Building a Smokeless World. To support this, we have introduced our Strategic Navigator to provide greater insight to our stakeholders.

In parallel, we have evolved the expression of our values with input from our people across the Group, to underpin execution of our strategy and drive a collaborative and inclusive culture.

The Board fully endorses these efforts, recognising that our collective tone can help to foster an environment where open discussion and rigour in decision making can thrive together.

In relation to capital allocation, we keep our active framework under close review and continue to evaluate a range of opportunities to enhance financial flexibility, including disposals and exits from non-strategic markets.

Engagement with our stakeholders

As geopolitical turbulence continued through 2023, the Board has overseen various measures put in place to support impacted colleagues.

We have also overseen the sale of our businesses in Russia and Belarus, with a high degree of regard for the safety and welfare of our people, our legal obligations and the perspectives of our shareholders and wider society.

The Board engages with our people and listens to their perspectives through a range of channels, discussed further on pages 89, 148 and 181. Our Directors travel to different markets and business units annually to meet our people and hear their experiences first hand.

In 2023, members of the Board travelled to Sweden to visit distribution and other facilities. We also took the opportunity to visit trade marketing operations in Romania during the Board's strategy sessions in Bucharest. It was my pleasure to meet with colleagues in both countries, and this engagement was instructive as always. You can read more about the Board's programme of market and site visits on page 140.

In October, the Board completed a review of how the Group engages with our business stakeholders to support the continuing effectiveness of these channels. You can read about how we engage with our stakeholders and take their views into account on pages 144 to 149.

We conducted a full programme of shareholder and investor engagement in 2023. I was pleased to meet with a number of shareholders during the year and, as a Board, we look forward to further dialogue with shareholders ahead of our 2024 AGM.

Delivery with Integrity

Our Standards of Business Conduct (SoBC) express the high standards of integrity we are committed to upholding.

Compliance with our SoBC and our legal obligations are absolute requirements and we will not tolerate any failure to comply with these. Our SoBC and Delivery with Integrity programme are discussed on page 98.

In April 2023, it was announced that agreement had been reached with the DOJ and OFAC to resolve previously disclosed investigations into breaches of sanctions, concerning business activities relating to North Korea between 2007 and 2017. The Company has entered into a deferred prosecution agreement with the DOJ and a civil settlement agreement with OFAC.

Adherence to rigorous ethical and compliance standards has been, and remains, a key priority for the Group. In January 2024, we launched an updated version of our SoBC, developed to maintain strong linkage with our strategy and values and to take into account our stakeholders' expectations and the current regulatory environment.

Board efficacy

Effective oversight of executive transition is a critical part of our long-term success. The Board has given thorough consideration to the restructuring of our Management Board in 2023 to ensure we have the right capabilities to drive our strategy. Having overseen the transition to our new executive management structure, the Nominations Committee turned its focus to succession planning for Non-Executive Directors.

We were delighted to welcome Murray Kessler and Serpil Timuray to the Board in Q4 2023. Their experience in growing consumer product companies will augment our existing expertise. Our Board composition will be further enhanced with the appointment of Soraya Benchikh as Chief Financial Officer from 1 May 2024. Soraya will bring a wealth of financial and commercial expertise to the executive team and I look forward to her joining us.

Reviewing the overall diversity of our Board, I am pleased to report that women currently represent 45% of the Board, and 27% of our Directors are from an ethnic minority background. Promoting diversity in our executive management team and senior management pipeline remains a key focus area for the Board. We are encouraged by the diversity already present in our senior management, particularly increasing strength in representation of ethnic diversity. However, we are keenly aware that we have more to do, and will continue to strive to further improve our gender balance.

As a Board, we review our effectiveness every year. This year, I led an internal review of the Board, its Committees and the Directors. Having discussed the outcomes of this exercise, the Board considers that it continues to function effectively. We also identified some areas in which we can further develop our effectiveness and plan to implement these in 2024. You can read about our review process and its outcomes in detail on pages 152 and 153.

Sue Farr and Dimitri Panayotopoulos will step down from the Board at the close of the 2024 AGM. I would like to thank them for their extensive contributions to the Board over their tenures. From the close of the 2024 AGM, Holly Keller Koepfel will be appointed as Senior Independent Director, Darrell Thomas will succeed Holly as Chair of the Audit Committee and Kandy Anand will succeed Dimitri as the Chair of the Remuneration Committee (subject to re-election at the 2024 AGM).

On behalf of the Board, I confirm that we consider that this Annual Report and Form 20-F is fair, balanced and understandable, and presents the information necessary to assess the Company's position, performance, business model and strategy.

Luc Jobin
Chair

Throughout the year ended 31 December 2023, we applied the Principles of the UK Corporate Governance Code 2018.

The Company was compliant with all provisions of the Code during the year. The Board considers that this Annual Report and Form 20-F, and notably this Governance section, provides the information shareholders need to evaluate how we have complied with our obligations under the Code.

Pages noted opposite refer to particular discussion on the application of Principles of the Code in this Annual Report and Form 20-F.

Disclosure guidance and transparency rules

We comply with the Disclosure Guidance and Transparency Rules requirements for corporate governance statements by virtue of the information included in this section, together with the information contained in the Other Information section.

The UK Corporate Governance Code 2018 is available at frc.org.uk.

U.S. corporate governance

As a result of the listing of the Company's American Depositary Shares (ADSs) on the NYSE, the Company is required to meet certain NYSE requirements relating to corporate governance matters.

Certain exceptions to these requirements apply to the Company as a foreign private issuer. For details of the significant differences between the NYSE requirements and the Company's practices, please see page 383

Board Leadership and Company Purpose

Principle

- A. Long-Term Sustainable Success pages 2 to 120 and 130 to 153
- B. Purpose, Values and Culture pages 6 to 9, 14 to 17 88 to 91, 139, 140 to 143, 148, 149, 153 and 156 to 157
- C. Resources and Control Framework pages 2 to 20, 121 to 129, 138, 139, 143, 153 and 159 to 169
- D. Shareholder and Stakeholder Engagement pages 22 to 23, 89, 144 to 148 and 170 to 181
- E. Workforce Engagement, Policies, Practices pages 72, 88 to 89, 98 to 99, , 139, 140 to 141, 148, 178 to 181

Division of Responsibilities

Principle

- F. Leadership of the Board pages 130 to 153
- G. Board Composition and Division of Responsibilities pages 131 to 135 and 150 to 151
- H. Role and Commitment of Non-Executive Directors pages 132 to 135, 150 to 151 and 155 to 156
- I. Board Support pages 150 to 152

Composition, Succession, Evaluation

Principle

- J. Board Appointments, Succession and Diversity pages 131 to 135, 142 and 154 to 158
- K. Board Skills and Experience pages 132 to 135 and 154 to 155
- L. Board Evaluation pages 152 to 153

Audit, Risk, Internal Control

Principle

- M. Internal and External Audit Functions pages 162 to 169
- N. Fair, Balanced and Understandable Assessment pages 168 and 193
- O. Risk Management and Internal Controls pages 121 to 129, 142 to 143, 159 to 169 and 384

Remuneration

Principle

- P. Remuneration Policies and Practices pages 170 to 192
- Q. Development of Policy on Remuneration pages 170 to 192
- R. Judgement and Discretion pages 170 to 192

+ For reference, we prepare a separate voluntary annual compliance report by reference to each Principle and Provision of the Code, available at bat.com/governance

Governance

Board of Directors

As at 07 February 2024



Luc Jobin
Chair (64)

Nationality: Canadian

Appointed: Chair since April 2021; Non-Executive Director since July 2017

Experience: Luc was President and Chief Executive Officer of Canadian National Railway Company from July 2016 until March 2018, having served as Executive Vice President and Chief Financial Officer since 2009. Previously, he was Executive Vice President of Power Corporation of Canada (an international financial services company) from 2005 to 2009. Luc was Chief Executive Officer of Imperial Tobacco Canada from 2003 to 2005 and Executive Vice President and Chief Financial Officer from 1998 to 2003. Luc previously served as an independent Non-Executive Director of Reynolds American Inc. from 2008 until its acquisition by the Group.

Relevant skills and contribution to the Board: Luc brings significant financial, regulatory and consumer business experience to the Board, together with extensive North American knowledge and experience of enterprise transformation.

External appointments: Independent Director and Chair of the Audit and Finance Committee of Gildan Activewear Inc..



Tadeu Marroco
Chief Executive (57)

Nationality: Brazilian

Appointed: Chief Executive since May 2023; Director since August 2019

Experience: Tadeu joined the Group in 1992 and joined the Management Board as Director, Business Development in 2014, later becoming Regional Director, Western Europe in 2016, then Regional Director, Europe and North Africa in January 2018. He became Director, Group Transformation in January 2019 and, in addition to this role, he was appointed Deputy Finance Director in March 2019, before joining the Board as Finance Director in August 2019 and later becoming Finance and Transformation Director. He became Chief Executive in May 2023.

Relevant skills and contribution to the Board: Tadeu brings broad significant management, innovation, and strategic leadership to the Board gained in various regional, global finance and general leadership roles across the Group. This enables him to effectively lead the Group and deliver our ambition to build A Better Tomorrow™.

External appointments: No external appointments.



Sue Farr
Senior Independent Director (67)

Nationality: British

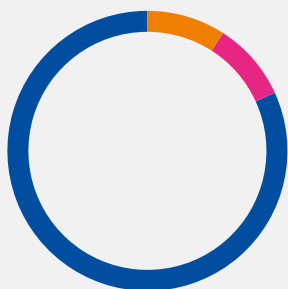
Appointed: Non-Executive Director since February 2015; Senior Independent Director since August 2022

Experience: Sue's extensive career includes Director, Strategic and Business Development of Chime Group and a number of senior marketing and communications positions, including Director of Marketing BBC, Corporate Affairs Director of Thames Television and Director of Communications of Vauxhall Motors. Sue is a former Chairwoman of both the Marketing Society and the Marketing Group of Great Britain. She was formerly a Non-Executive Director of Dairy Crest plc, Millennium & Copthorne Hotels plc, Accsys Technologies plc, New Look, and Lookers plc.

Relevant skills and contribution to the Board: Sue contributes considerable expertise in relation to marketing, branding and consumer matters, which are key areas of focus for the Board.

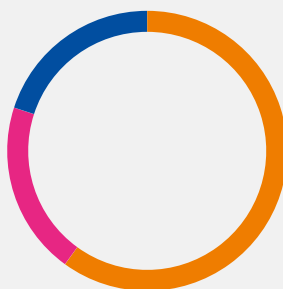
External appointments: Non-Executive Director and Chair of the Remuneration Committee of Helical PLC; Non-Executive Director of Unlimited Group Ltd; and Senior Independent Director of THG plc.

Balance of Non-Executive Directors and Executive Directors



Chair	1
Executive Directors	1
Independent Non-Executive Directors	9

Length of tenure of Non-Executive Directors



0-3 Years	6
4-6 Years	2
7+ Years	2

Nationality of Directors



American	4	Canadian	1
Brazilian	1	French	1
British	3	Turkish/British	1



Krishnan (Kandy) Anand
Non-Executive Director (66)

Nationality: American

Appointed: February 2022

Experience: Kandy previously held several senior positions at Molson Coors Brewing Company, including Chief Growth Officer, CEO of Molson Coors International and Head of Strategy, M&A and Transformation. He also held senior positions at the Coca-Cola Company, including President, Coca-Cola Philippines and Vice President, Global Commercial Leadership. Prior to joining Coca-Cola, Kandy held several senior marketing leadership positions at Unilever plc. Kandy previously served on the boards of Popeyes Louisiana Kitchen Inc. and Empower Acquisition Company.

Relevant skills and contribution to the Board: Kandy brings valuable international experience to the Board, particularly in the marketing and consumer goods sectors.

External appointments: Director of Wingstop Inc.; Chief Executive Officer of Igniting Business Growth L.L.C.; and Chairman and Chief Executive Officer of Igniting Consumer Growth Acquisition Co.



Karen Guerra
Non-Executive Director (67)

Nationality: British

Appointed: September 2020

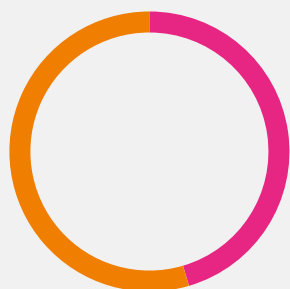
Experience: Karen has held a variety of executive roles, including President and Director General of Colgate Palmolive France, and Chairman and Managing Director of Colgate Palmolive UK Limited. She was formerly a Non-Executive Director of RS Group plc (formerly Electrocomponents p.l.c.), Davide Campari-Milano S.p.A, Paysafe PLC, Inchcape PLC, Samlerhuset BV and Swedish Match AB.

Relevant skills and contribution to the Board: Karen brings valuable international experience, particularly in marketing, sales and consumer goods insight to the Board.

External appointments: Independent Non-Executive Director and Chair of the Nominating and Corporate Governance Committee of Amcor plc.

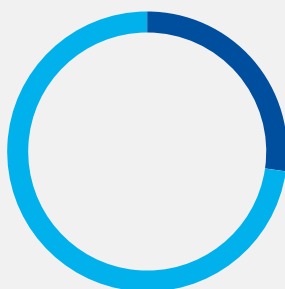
- A Audit Committee
- N Nominations Committee
- R Remuneration Committee
- Committee Chair
- █ Executive Director
- █ Non-Executive Director
- █ Interim Group Finance Director

Directors' gender balance



█ Male	6
█ Female	5

Directors' ethnicity balance



█ Ethnic Minorities ¹	3
█ White	8

Note:

1. Applying UK Office for National Statistics ethnicity categories of: Asian; Black; Mixed/Multiple Ethnic Groups; Other Non-White Ethnic Group, in alignment with the UK Listing Rules.

Governance

Board of Directors
Continued**Holly Keller Koepfel**

Non-Executive Director (65)

Nationality: American**Appointed:** July 2017

Experience: Up until April 2018, Holly was a Senior Advisor to Corsair Capital LLC, where she had previously served as Managing Partner and Co-Head of Infrastructure from 2015 until her retirement in 2017. From 2010 to 2015, she served as Co-Head of Citi Infrastructure Investors. Prior to 2010, she held financial and executive management roles with Consolidated Natural Gas Company and American Electric Power Company, Inc. (AEP), ultimately serving as Chief Financial Officer of AEP. Holly previously served as an independent Non-Executive Director of Reynolds American Inc. from 2008 until its acquisition by the Group.

Relevant skills and contribution to the Board: Holly's extensive international operational and financial management experience in a range of industry sectors enables her to make important contributions to the Board.

External appointments: Non-Executive Director and Chair of Audit Committee of Flutter Entertainment plc; Director and the Chair of the Financial Audit Committee of AES Corporation; and Director of Arch Resources Inc..

**Murray S. Kessler**

Non-Executive Director (64)

Nationality: American**Appointed:** November 2023

Experience: Murray previously held several senior positions, including Chief Executive, President and Board Member of Perrigo plc, President, Chief Executive Officer & Chairman of the Board of Lorillard Tobacco Co., Vice Chair of Altria Group, Inc. and President, Chief Executive Officer & Chairman of the Board of UST LLC. Prior to joining UST, Murray had a twelve-year career with Campbell Soup Company, having served as Vice President of Sales and Marketing, General Manager of the Swanson Division of Campbell Soup and other leadership roles.

Relevant skills and contribution to the Board: Murray brings valuable international experience to the Board, particularly in growing consumer product companies and managing regulated businesses.

External appointments: No external appointments.

**Véronique Laury**

Non-Executive Director (58)

Nationality: French**Appointed:** September 2022

Experience: Over the course of her career, Véronique has held several leadership roles. From September 2014 to September 2019, she was Chief Executive Officer of Kingfisher plc, an international home improvement company across Europe operating under several brands including B&Q, Castorama, Brico Dépôt, Screwfix and Koçtaş. She spent over 16 years at Kingfisher and during her tenure she also served as Chief Executive Officer and Commercial Director at both B&Q and Castorama. Véronique previously served on the Board of WeWork Inc..

Relevant skills and contribution to the Board: Véronique brings extensive international consumer goods, strategic, transformation and digital experience to the Board.

External appointments: Board member of Sodexo SA; Inter IKEA Holding B.V.; Eczacıbaşı Holding Company; and Société Bic S.A..

Attendance at Board meetings in 2023

Name	Director since	Attended/Eligible to attend ¹	
			Meetings ⁴
Luc Jobin	2017		11/11
Tadeu Marroco ^{2(a)}	2019		10/10
Kandy Anand ^{2(b), (d)}	2022		9/10
Sue Farr ^{2(c)}	2015		10/11
Karen Guerra	2020		11/11
Holly Keller Koepfel ^{2(d)}	2017		10/10
Véronique Laury ^{2(e)}	2022		10/11
Murray Kessler ^{3(a)}	2023		1/1
Dimitri Panayotopoulos ^{2(f)}	2015		7/11
Darrell Thomas ^{2(d)}	2020		10/10
Serpil Timuray ^{3(b)}	2023		1/1
Jack Bowles ^{2(a), 3(c)}	2019-2023		5/5
Savio Kwan ^{3(d)}	2014-2023		5/5

Notes:

- Number of meetings in 2023: The Board held eleven meetings in 2023, six of which were ad hoc, to review: Executive Director and Management Board succession planning; an update on Group patents matters; status of DOJ and OFAC investigations; and the sale of the Group's businesses in Russia and Belarus.
- (a) Tadeu Marroco and Jack Bowles were recused from the ad hoc meeting convened in May 2023 to consider succession planning for the role of the Chief Executive; (b) Kandy Anand did not attend the scheduled meeting in February 2023 due to unforeseen personal circumstances; (c) Sue Farr did not attend the ad hoc meeting in January 2023 convened at short notice due to prior commitments; (d) Kandy Anand, Holly Keller Koepfel and Darrell Thomas recused themselves from the ad hoc meeting convened in September 2023 in view of a potential conflict with U.S. sanctions regulations; (e) Véronique Laury did not attend the ad hoc meeting in March 2023 convened at short notice due to prior commitments; (f) Dimitri Panayotopoulos did not attend the ad hoc meetings in March, June and September 2023 and the scheduled meeting in July 2023 due to illness.
- Composition: The Board of Directors is shown as at the date of this Annual Report and Form 20-F; (a) Murray Kessler joined with Board with effect from 6 November 2023 on his appointment as a Non-Executive Director; (b) Serpil Timuray joined the Board with effect from 4 December 2023 on her appointment as a Non-Executive Director; (c) Jack Bowles stepped down from the Board with effect from 15 May 2023; (d) Savio Kwan stepped down from the Board with effect from the conclusion of the AGM on 19 April 2023.
- Number of meetings in 2024: Five Board meetings are scheduled for 2024, with ad hoc meetings convened as may be required.



Dimitri Panayotopoulos

Non-Executive Director (72)

Nationality: British

Appointed: February 2015

Experience: Dimitri was Vice Chairman and Advisor to the Chairman and CEO of Procter & Gamble (P&G), where he started his career in 1977. During his time at P&G, Dimitri led on significant breakthrough innovations and continued to focus on this, speed-to-market and scale across all of P&G's businesses while Vice Chairman of all the Global Business Units.

Relevant skills and contribution to the Board:

Dimitri has extensive general management and international sales and brand building expertise, which enables him to make valuable contributions to Board discussions on these important topics.

External appointments: Independent Director and Chair of the Compensation Committee of North Atlantic Acquisitions Corporation; Senior Advisor at The Boston Consulting Group; Advisory Board member of JBS USA; Board Member of IRI; and Chairman of Airway Therapeutics Inc..



Darrell Thomas

Non-Executive Director (63)

Nationality: American

Appointed: December 2020

Experience: Most recently, Darrell served as Vice President and Treasurer for Harley-Davidson, Inc., a position which he held from June 2010 to April 2022, having previously held several senior finance positions, including Interim Chief Financial Officer for Harley-Davidson, Inc., Chief Financial Officer for Harley Davidson Financial Services, Inc. and Vice President and Assistant Treasurer, PepsiCo, Inc.. Prior to joining PepsiCo, Inc. Darrell had a 19-year career in banking with Commerzbank Securities, Swiss Re New Markets, ABN Amro Bank and Citicorp/ Citibank where he held various capital markets and corporate finance roles.

Relevant skills and contribution to the Board:

Darrell brings invaluable experience to the Board, particularly in finance and treasury, in addition to his extensive operational and management skills and knowledge of capital markets.

External appointments: Independent Director of Dorman Products Inc.; Non-Executive Director of Scotia Holdings (US) Inc., Pitney Bowes Inc. and Board member of Sojourner Family Peace Center, Inc..



Serpil Timuray

Non-Executive Director (54)

Nationality: Turkish/British

Appointed: December 2023

Experience: Serpil has carried out a number of executive roles, including her current role as CEO of the Europe Cluster at Vodafone Group. Serpil's former roles on Vodafone Group's Executive Committee include Group Chief Commercial Operations and Strategy Officer, and Regional CEO of AMAP (Africa, Middle East, Asia-Pacific). She joined Vodafone in 2009, as CEO of Vodafone Turkey. Prior to joining Vodafone she spent 10 years at Danone, latterly as the CEO of Danone Dairy Turkey. She began her career in 1991 at Procter & Gamble, where she held several marketing roles for eight years and latterly as a member of the Executive Committee in Türkiye. She was previously an independent Non-Executive Director of Danone Group Plc from 2015 to 2023 and the Chair of the Corporate Social Responsibility Committee.

Relevant skills and contribution to the Board:

Serpil brings extensive operational, strategy and marketing experience to the Board, drawn from roles in large companies operating in the technology and fast-moving consumer goods sectors.

External appointments: CEO of Europe Cluster at Vodafone Group; and Non-Executive Director of TPG Telecom Plc.

Governance

Management Board

As at 07 February 2024

**Tadeu Marroco**

Chief Executive (57)

Nationality: Brazilian

Tadeu joined the Group in 1992 and joined the Management Board as Director, Business Development in 2014, later becoming Regional Director, Western Europe in 2016, then Regional Director, Europe and North Africa in January 2018. He became Director, Group Transformation in January 2019 and, in addition to this role, he was appointed Deputy Finance Director in March 2019, before joining the Board as Finance Director in August 2019 and later becoming Finance and Transformation Director. He became Chief Executive in May 2023.

[+](#) Read more on [page 132](#)

**Javed Iqbal**

Interim Finance Director, and Director, Digital and Information (51)

Nationality: Pakistani

Javed joined the Management Board as Director, Digital and Information in April 2022 and was appointed Interim Finance Director on 15 May 2023. He joined the Group as a Management Trainee, Finance in 1996 having previously held a number of senior roles, most recently as the Area Director for Middle East, South Asia and North Africa.

**Jerome Abelman**

Director, Legal and General Counsel (60)

Nationality: American

Jerome was appointed Director, Legal Affairs and General Counsel in September 2023, after joining the Management Board as Director, Corporate and Regulatory Affairs in January 2015. In May 2015, he became General Counsel and Director, Legal & External Affairs. He served as a Director on the Board of Reynolds American Inc. from February 2016 until July 2017.

**James Barrett**

Director, Business Development (49)

Nationality: British

James joined the Management Board as Director, Business Development on 1 September 2023. He has been with BAT since 1996, having joined as a Management Trainee and has taken various senior roles in finance, including a number of finance directorships globally, Group Finance Controller, Head of M&A and most recently as Consumer Director, Beyond Nicotine.

**Luciano Comin**

Marketing Director, Combustibles & New Categories (54)

Nationality: Italian/Argentinian

Luciano became Marketing Director, Combustibles & New Categories in July 2023, having joined the Management Board as Regional Director, Americas and Sub-Saharan Africa in January 2019. He joined the Group in 1992 and has held a wide range of roles, including Marketing Director in Venezuela, Marketing Director in Mexico and General Manager of BAT Mexico. Luciano was also Regional Marketing Manager for Western Europe and then Regional Head of Marketing, Americas and Sub-Saharan Africa before his appointment to the Management Board.

**Michael Dijanosic**

Regional Director, Asia-Pacific, Middle East and Africa (52)

Nationality: Australian

Michael became Regional Director, Asia-Pacific, Middle East and Africa in April 2023, having joined the Management Board on 1 September 2020 in the role of Regional Director, Asia-Pacific and Middle East. Previously, he was Area Director for Asia-Pacific and Global Travel Retail. Michael joined the Group in 1999 and has held several senior roles in the Group including General Manager (Papua New Guinea and Cambodia) and Regional Manager, Asia-Pacific.

**Zafar Khan**

Director, Operations (51)

Nationality: Pakistani

Zafar was appointed Director, Operations in February 2021 and became a member of the Management Board at the same time. Previously, he was Group Head of New Categories Operations. Zafar joined BAT in 1996 and has held several senior roles in the Group, including Regional Head of Operations Asia Pacific & Middle East, Group Head of Plan, Service & Logistics, Regional Head of Plan and Service for Western Europe and Head of Operations, Bangladesh.



Dr Cora Koppe-Stahrenberg

Chief People Officer (58)

Nationality: German

Cora joined the Management Board as Chief People Officer on 1 November 2023. Immediately prior to joining BAT, she was Global Head of Human Resources at Fresenius Medical Care, a publicly listed global healthcare company. Previously she held senior HR leadership roles at various multinational companies spanning government and financial services.



Paul McCrory

Director, Corporate and Regulatory Affairs (51)

Nationality: Irish

Paul joined the Management Board as Director, Corporate and Regulatory Affairs on 1 September 2023. He has been with BAT since 2006. His previous roles include being Head of Marketing Legal and Assistant General Counsel Corporate and Group Company Secretary.



Fred Monteiro

Regional Director, Americas & Europe (57)

Nationality: Brazilian

Fred joined the Management Board on 1 April 2023 as Regional Director for the Americas & Europe. His previous roles include being Area Director for Central Europe South and General Manager of BAT Japan.



Dr James Murphy

Director, Research and Science (48)

Nationality: Irish

James was appointed Director, Research and Science on 1 March 2023, having joined the Management Board on 1 February 2023. He has been with the Group for more than 17 years in various senior roles in the Group, including EVP U.S. Scientific Research & Development based in the US, as well as Group Head of PRRP Science and Regional Product Manager for Americas and Sub-Saharan Africa.



David Waterfield

President and CEO, Reynolds American Inc. (51)

Nationality: British

David joined the Management Board as President and CEO of Reynolds American Inc. on 1 July 2023. His previous roles include being Area Director for Western Europe and Head of International Brand Group.



Kingsley Wheaton

Chief Strategy & Growth Officer (50)

Nationality: British

Kingsley was appointed Chief Strategy & Growth Officer on 1 September 2023. He joined the Management Board in 2012 and has held various roles since then – most recently as Chief Growth Officer. He joined the Group in 1996 and has held various senior marketing positions, including Managing Director, Next Generation Products, Regional Director, Americas and Sub-Saharan Africa, Chief Marketing Officer and Chief Growth Officer.



Johan Vandermeulen

Chief Operating Officer (56)

Nationality: Belgian

Johan was appointed Group's Chief Operating Officer on 1 July 2023. Johan joined the Management Board in 2014 as Regional Director for Eastern Europe, Middle East and Africa, then became Regional Director, Asia-Pacific and Middle East in January 2018. He has been with the Group for more than 30 years and his previous roles include General Manager in Russia and Türkiye and Global Brand Director for the Kent brand.

Board Leadership and Purpose

Governance Framework

An overview of our governance framework is set out below. There is a clear and effective division of responsibility established between our Board, its Committees and operational management.

Our Board

Primary Board responsibilities include:

- Group strategy (including sustainability) and ensuring resources are in place to meet objectives
- Setting Group performance objectives and monitoring performance
- Group budget
- Effective risk management and internal control systems
- Periodic financial reporting
- Annual Report & Accounts and Form 20-F approval
- Dividend policy (including declaration of dividends) and returns to shareholders
- Significant investments, disposals, corporate financing and other corporate activities
- Board, Management Board and Company Secretary appointments and succession planning
- Establishing appropriate systems of corporate governance within the Group
- Group policies
- Effective engagement with shareholders, our workforce and wider stakeholders
- Assessing and monitoring culture and its alignment with Group purpose, values and strategy
- Ensuring workplace policies and practices align with values and support sustainable success
- Monitoring compliance with the Standards of Business Conducts and review of Speak Up channels and reports arising
- Considering annual review of Board performance and effectiveness

+ The statement of matters reserved for the Board is available at bat.com/governance

+ Read more on our Board oversight of M&A transactions on [page 331](#)

Board Committees

Audit Committee

Monitors the integrity of financial reporting and consistency of accounting policies; internal controls and risk management systems; assurance of sustainability metrics; independence and effectiveness of the external auditors; and effectiveness of the internal audit function.

+ See [page 159](#) for role and activities
Terms of reference at bat.com/governance

Nominations Committee

Reviews the structure and composition of the Board and Management Board; recommends Board and Management Board appointments; oversees development of the executive talent pipeline; implements the Board Diversity & Inclusion Policy.

+ See [page 154](#) for role and activities
Terms of reference at bat.com/governance

Remuneration Committee

Establishes the Directors' Remuneration Policy; determines remuneration for the Chair and Executive Directors; sets remuneration for Management Board members and the Company Secretary; sets and determines performance against targets for incentive schemes.

+ See [page 190](#) for role and activities
Terms of reference at bat.com/governance

The Board has three principal Board Committees to which it has delegated certain responsibilities. The roles, memberships and activities of these Committees are described in their individual reports in this section.

Each Committee has its own terms of reference, available at bat.com/governance. These are regularly reviewed and updated where necessary.

Following each Committee meeting, the Chair of each Committee provides a full briefing to the Board, including on decisions made and key matters discussed. Copies of the minutes of all Committee meetings are circulated to all Board members to the extent appropriate.

Directors that are unable to attend Board or Committee meetings have the opportunity to provide their comments to the Chair in advance of the meeting.

Management Board

Management Board structure, role and responsibilities are discussed on [page 139](#).

+ Delegation of Authorities: As part of our internal controls framework, the Board delegates certain authorities to executive management through the Group Statement of Delegated Authorities to enable effective delivery of Group strategy (see [page 139](#))

Board Leadership

Board Leadership

The Board is collectively responsible to our shareholders for the long-term sustainable success of the Company and for the Group's strategic direction, purpose, values and governance.

The Board provides the leadership necessary for the Group to meet its business objectives within a robust framework of internal controls, and is also responsible for ensuring the Group has an effective executive leadership team in place to execute the Group's strategy.

The Board maintains oversight of the Group's operations, performance, governance and compliance with regulatory obligations. The Board's primary responsibilities are summarised on page 138.

 Matters reserved to the Board
[bat.com/governance](https://www.bat.com/governance)

Board activities

The Board has a comprehensive annual programme of meetings to review the Group's strategy and monitor performance across all elements of the Group's business model.

The Board's strategic priorities for 2023 are identified within the key performance indicators set out on page 10. Its key activities during the year are set out on pages 142 to 143. The Chair sets structured meeting agendas in consultation with the Chief Executive and the Company Secretary.

As part of the Board meeting in October 2023 convened in Romania, the Board held strategy sessions over four days with members of executive management to assess the Group's strategy and long-term growth opportunities, strategic priorities, progress on key initiatives, and key challenges, risks and mitigation plans.

The Board's consideration of stakeholder interests and environmental and societal factors is fully embedded into Board decision-making, strategy development and risk assessment on an ongoing basis. Examples of principal decisions made by the Board during the year, and consideration given to the long-term consequences of decisions, stakeholder interests, the impact of operations on the environment and corporate reputation in those contexts, are discussed on page 149.

The continued impact of the conflict in Ukraine remained an important focus for the Board in 2023 and the Board closely oversaw the process towards the sale of the Group's businesses in Russia and Belarus, which was completed and announced in September 2023 (see page 280).

Throughout this process, the Board gave careful attention to measures deployed to support the safety and welfare of our people in the region, the impact of the conflict on other stakeholders and the Group's supply chain, compliance with international sanctions and other applicable regulations, and reputational considerations in the context of the transaction and the Group's broader operations in the region.

How our governance framework supports our strategy

An overview of our governance framework, including the structure of the Board and its principal Committees, is set out on page 138. Certain key decisions and matters are reserved for the Board and are not delegated to any Committees or executive management.

In 2023, the Board adopted a refreshed internal governance framework, including revised terms of reference for its Committees, to reflect the Group's new executive management structure and to maintain alignment with evolving market practice.

As part of our internal controls framework, the Board has delegated certain authorities to executive management through the Group Statement of Delegated Authorities (SoDA) to enable effective delivery of our strategy. Revisions to the SoDA were introduced in 2023 to support implementation of the Group's new regional and executive management structures.

Our SoDA is designed to empower management at the right level of our organisation and promote accountability and ownership. Overseeing the implementation of the Group strategy through our SoDA is one of the ways that the Board promotes robust corporate governance, risk management and internal controls across the Group. Our SoDA also supports our Board members in managing their responsibility for promoting the success of the Company, in accordance with their directors' duties.

Management Board

The Management Board is responsible for overseeing the implementation of Group strategy and policies set by the Board, and creating the framework for Group subsidiaries' day-to-day operations.

Primary responsibilities of the Management Board include:

- Developing Group strategy for the Group's product portfolio for approval by the Board.
- Monitoring Group operating performance.
- Ensuring Group, regional and functional strategies and resources are effective and aligned.
- Managing the central functions.
- Overseeing the management and development of Group talent.

Management Board structure

The Management Board is chaired by the Chief Executive and comprises the Chief Executive and 13 senior executives whose names and roles are described on pages 136 to 137.

A series of changes to the structure and composition of the Management Board were announced during 2023, including to reflect the Group's new regional structures that took effect on 1 April 2023, and to sharpen focus on improved execution and operational excellence and enhance key capabilities.

Subsequent to the changes summarised in the Company's Half Year Report for the six months ended 30 June 2023, Cora Koppe-Stahrenberg was appointed to the Management Board as Chief People Officer reporting to the Chief Executive, with effect from 1 November 2023. Soraya Benchikh will join the Management Board on her appointment as Chief Financial Officer from 1 May 2024.

Board Leadership and Purpose

Values and Culture

Our Purpose and Values

Our purpose, for A Better Tomorrow™: Building a Smokeless World, is underpinned by our values. These build on the strong foundations of the BAT ethos and are designed to act as a clear and authentic guide for our culture and behaviours.

In the context of evolution of Group strategy, the Board conducted a thorough assessment of our corporate values and approach to their development to maintain a clear connection to our strategy and purpose, with focus on diversity and inclusion; empowerment and collaboration; and organisational agility. The Board has endorsed a refreshed statement of our values, taking into account a broad range of feedback from across our workforce, including from a balanced cross-section of employee groups. More than one thousand colleagues across the Group participated in focus sessions to contribute their views on developing our values.

Through our values, we strive to empower our people and foster an exciting, rewarding workplace, emphasising inclusivity and collaboration to deliver sustainable growth.

[+ Read more about our values on page 40](#)

[+ Read more about our purpose on page 16](#)

Delivery with integrity

How we execute our strategy is as important as its delivery. Our values emphasise acting with integrity, taking care about our impact on society, and thoughtfulness in decision making. It is critical to the Group's long-term, sustainable success that all our people act with high standards of behaviour. We articulate this through our Group Standards of Business Conduct (SoBC). Compliance with our SoBC, in letter and spirit, is mandatory for all our people worldwide.

Our SoBC is regularly reviewed and updated. A revised edition of our SoBC was introduced in January 2024 (discussed on page 149), supported by an extensive awareness campaign across the organisation with emphasis on the role of everyone in the organisation to act as a first line of defence against any conduct that does not meet our standards.

Our SoBC includes our Lobbying and Engagement policy, reinforcing our position that all our engagement activities with governments, regulators and other external stakeholders must be conducted with transparency, openness and integrity. It also includes our Speak Up policy, reflecting the Speak Up channels for raising any concerns in confidence (anonymously if preferred) and without fear of reprisal.

The Audit Committee monitors SoBC allegations reported during the year, and reports to the Board to enable Board oversight of any behaviour falling short of our standards and corrective actions taken.



[+ Read more about our commitment to delivery with integrity and our Group Standards of Business Conduct on pages 98 to 99](#)

Shaping and Overseeing Culture

The Board oversees and monitors our culture to enable the Board to be satisfied that it aligns with the Group's purpose, values and strategy, and is reflected consistently in our workplace policies and practices. The Board supports our executive management team in promoting our values in every area of our business.

The Board has considered the Group's culture in a range of contexts throughout the year, including through workforce engagement. Primary indicators used by the Board to gauge organisational culture and key examples of the Board's oversight in 2023 are set out below. The effectiveness of the Board's oversight of culture is considered as part of the annual review of Board effectiveness (see pages 152 to 153).

Connecting directly with our people

Our Directors participate in visits to markets and operations sites during the year, spanning trade marketing and distribution operations, R&D and manufacturing facilities.

These opportunities provide an important lens through which Directors can assess organisational culture in context. Visits are structured to enable informal opportunities for Directors to hear directly from colleagues at different levels of the business and take an on-the-ground pulse check of our corporate culture.



Kandy Anand and Karen Guerra viewing Modern Oral product innovations at the Innovations Lab in Stockholm, Sweden.

In September 2023, Luc Jobin, Kandy Anand, Karen Guerra and Darrell Thomas toured Group operations in Sweden, including a visit to retail locations in Stockholm to understand local distribution capabilities, a virtual tour of modern oral manufacturing at our facilities in Malmö, and an immersive event with members of our Nordics innovation team to see how our Modern Oral product developers work directly with consumers to develop our product pipeline. Their visit concluded with participation in a townhall and Q&A session, attended by more than 300 colleagues from our Western Europe operations.

In October 2023, the Directors¹ attended a market visit in Romania as part of the Board's strategy sessions. The Directors visited retail outlets in Bucharest to see local trade marketing and distribution operations and how our local marketing representatives engage with retailers to promote responsible marketing and age verification.

Since becoming Chief Executive in May 2023, Tadeu Marroco has engaged with colleagues across the regions, visiting the U.S., Germany and Poland in our Central Europe area, and Japan and China in our North Asia-Pacific area, to discuss their views and his insights on priorities for business transformation, including through town hall sessions. The Directors' workforce engagement programme is discussed further at page 148.

Note:

1. All Directors attended this market visit other than Dimitri Panayotopoulos. Mr Panayotopoulos attended the Board strategy meetings in October 2023 via videoconference.

Understanding workforce feedback and perspectives

Insights from a range of workforce engagement channels, including employee focus groups, our global Your Voice employee survey and interviews with leavers, support the Directors' understanding of the views and sentiments of our people and oversight of organisational culture.

Our Your Voice survey is conducted every two years, most recently in 2023, and includes questions to gain feedback on employees' perceptions of culture, leadership, inclusion and wellbeing, and to gain employees' views on opportunities for improvement.

How our Board engages with our people through our workforce engagement channels, and is kept informed of their interests and perspectives, is discussed further on pages 89, 148 and 181.

Keeping informed

The Board regularly discussed organisational culture with the Chief Executive and executive management, including through reports from the Chief Executive and the Chief People Officer, provided at Board meetings.

Board briefings included a deep dive review of the Group's talent strategy, which enabled the Board to discuss progress towards key objectives, responses to employee feedback and explore pressure points in the areas of talent retention in senior management, effective integration of new joiners into the organisation and furthering gender diversity in senior management. As part of the Board's Western Europe business review, the Board also reviewed initiatives implemented in Western Europe to support a progressive culture, with resilience to manage through external volatility.

Additionally, the Director, Operations, reported to the Board twice during the year on workforce health and safety standards and performance, including progress towards zero accident site targets and programmes in place to enhance vehicle and driver safety standards.

At the Board strategy sessions held in October 2023, the Directors had the opportunity to consider organisational culture and employee perspectives in depth in the context of working sessions to develop our corporate values, which included a review of employee feedback on core values and opportunities for these to be evolved. The Chief Strategy & Growth Officer also updated the Board with several culture pulse-checks during the year, offering a snapshot of employee perspectives on organisational transformation.



Tadeu Marroco meeting with product developers at the Global Device Development Centre in Shenzhen, China.

Oversight of Group reward frameworks

During the year, the Remuneration Committee reviewed key elements of executive management and wider workforce remuneration frameworks, incentive schemes and non-financial benefits, and their alignment with the culture and strategy of the Group.

In this context, the Committee considered initiatives underway to promote talent retention and progress in the Group's gender and ethnicity pay reporting. The Committee also reviewed the outcomes of the global living wage assessment conducted in 2023 across 100 countries in which the Group operates, discussed further at page 180.

Oversight of business integrity and compliance

In 2023, the Audit Committee reviewed quarterly reports from the Group Head of Business Integrity & Compliance on the Group's Delivery with Integrity programme, compliance with the SoBC and reports from Speak Up channels, and reported to the Board on these topics.

The Audit Committee also received regular reports from the Group Head of Internal Audit on the outcomes of internal audits conducted in 2023 and action plans agreed with management where areas for improvement were identified.



Speak Up

It can take courage to Speak Up about wrongdoing. The Speak Up process is there to support you in doing so, and give you trust and confidence in how we will treat your concerns.

We Encourage You to Speak Up

Anyone working for or with the Group who is concerned about an actual or suspected wrongdoing is encouraged to speak up. This includes Employees, contractors, suppliers, business partners, customers, Suppliers and their workers.



Culture insights and trends

To complement the Board's consideration of organisational culture as illustrated above, the Board reviewed the Group culture dashboard in 2023. The dashboard presents a series of insights and indicators related to culture and engagement, measured across the organisation over time, to support the Board in monitoring trends.

Indicators tracked in the dashboard include diversity at different levels of the organisation, employee engagement and empowerment (measured through our global Your Voice employee survey), leadership stability, employee retention, voluntary turnover, new capabilities hires, environmental management, health and safety, and business conduct (including Speak Up reports).

Board Leadership and Purpose

Board Activities in 2023

Quality Growth

Inspiring New Categories Innovations & Brands

- reviewing New Categories performance at Group, regional and key market levels against strategy and key performance indicators, including New Categories revenue, contribution and market share;
- reviewing the outlook for New Categories performance for the Group, regions and the wider industry, consumer product adoption and developments in the competitor landscape;
- reviewing the approach to investment in New Categories and developments in the innovation pipeline across the Vuse, glo and Velo product portfolios;
- reviewing geographic expansion plans for New Categories products in the context of market archetypes and developing regulations; and
- overseeing the Group's New Categories patents portfolio, approach to IP management and ongoing patent litigation.

Managed Combustible Transition

- reviewing combustibles performance at Group, regional and key market levels against strategy and key performance indicators, including revenue and value share growth;
- reviewing combustibles industry outlook, trading environment and competitor landscape from global and regional perspectives; and
- reviewing application of market archetypes to drive value from combustibles to fund New Categories investment and efficient resource allocation, and portfolio complexity reduction, revenue growth management and marketing spend efficiency initiatives.

Beyond Nicotine Foundations

- overseeing strategy to develop opportunities for the Group beyond nicotine in the wellbeing and stimulation category;
- reviewing plans to launch Ryde, a new functional wellness and stimulation brand, in pilot markets, including approach to product stewardship, outcomes of total offer testing and route to market strategy;
- assessing Btomorrow Ventures' performance as a corporate venture capital fund, scope of strategic mandate and approach to maturing its venturing capabilities; and
- overseeing progress in the product development collaboration with Organigram Holdings, Inc.

Dynamic Business

Exciting, Winning Company

- overseeing the transition of the role of Chief Executive and approving the appointment of Tadeu Marroco as Chief Executive and Javed Iqbal as Interim Finance Director with effect from May 2023, on the recommendation of the Nominations Committee;
- approving the appointment of Soraya Benchikh as Chief Financial Officer and as an Executive Director with effect from May 2024;
- approving the appointments of Murray Kessler and Serpil Timuray as Non-Executive Directors and members of the Remuneration and Nominations Committees, on the recommendation of the Nominations Committee;
- succession planning for the role of Senior Independent Director and for the Audit and Remuneration Committee Chairs;
- approving changes to the structure and composition of the Management Board, on the recommendations of the Nominations Committee;
- determining the independence of Non-Executive Directors prior to proposing them for appointment at the Company's AGM;
- approving revisions to Non-Executive Director fees;
- shaping the development and endorsing a refreshed statement of the Group's corporate values;
- monitoring corporate culture and its alignment with the Group's purpose, values and strategy;
- reviewing the Group's talent strategy, diversity and inclusion agenda, and progress against objectives;
- reviewing feedback from the Group's workforce engagement channels;
- reviewing health and safety performance for the preceding year, outcomes of Environment, Health & Safety roadmap assessments, targets for the coming year and action plans;
- reviewing the outcomes of the internal review of the effectiveness of the Board, its Committees and Directors in 2023;
- reviewing the funding positions relating to the Group's post-employment benefit schemes; and
- approving the introduction of additional malus and clawback arrangements for applicable senior executives, in alignment with U.S. SEC regulation and NYSE rules.

Operational Excellence

- reviewing U.S. business operations and approach to resetting the strategy for our U.S. business, including macro-economic and structural challenges, sharpening portfolio management, and strengthening route-to-market and digital executional excellence to drive quality growth;
- overseeing the implementation of the new regional, business unit structures and organisational design structures across the Group;
- reviewing the Group risk register, and risk appetite in the context of strategic objectives and emerging risks, with focus on emerging cyber security threats, risks related to supply chain disruption and the impact of continued conflict between Russia and Ukraine and the broader geopolitical environment;
- reviewing the development of the Group's strategic market footprint and opportunities for reduction of geographic and supply chain complexities;
- reviewing plans for further complexity reduction programmes, including product portfolio rationalisation and leaf sourcing optimisation strategies;
- assessing the application of the market archetypes framework to drive effective resource allocation;
- reviewing plans for strategic partnerships to optimise the Group's operational network and asset footprint;
- reviewing opportunities to further leverage the Group's Global Business Solutions organisation to drive above-market synergies and embed new capabilities;
- reviewing the Group's information and digital technology (IDT) transformation programme and initiatives underway to drive productivity through enhanced use of technology and automation, improve data capabilities and simplify the Group's technology landscape; and
- approving revisions to the Group's corporate governance framework and Statement of Delegated Authorities.

Sustainable Future

Capital Effectiveness

- approving the Group budget, reviewing the application of the Group's capital allocation strategy, and oversight of resource allocation activities to support strategy execution;
- reviewing Group financial performance against key performance metrics, current outlook, challenges and opportunities for growth in each region, and FX impacts;
- assessing capital efficiency in the context of cash generation and cash flow performance, access to financing, capacity, cost of debt and investments;
- reviewing Group half-year results, trading updates, year-end results and the Annual Report and Form 20-F;
- approving interim dividend proposals and assessing distributable reserves of the Company prior to authorising dividend payments;
- determining Group viability, taking into account current position and principal risks;
- reviewing compliance with Group financing principles, including liquidity, capital allocation and net debt/EBITDA;
- reviewing the Group's revolving credit facilities, refinancings, the Euro hybrid bond issuance, and debt issuance programmes;
- assessing the impact of macro-economic trends on Group performance, outlook and operations due to geopolitical instability and continued inflationary pressures;
- reviewing share price performance and investor and broker perspectives;
- reviewing status of litigation involving Group companies, including updates on the Companies' Creditors Arrangement Act (CCAA) process in relation to Imperial Tobacco Canada;
- reviewing Group insurance coverage; and
- reviewing investments in associates of the Group and their financial performance.

Tobacco Harm Reduction Acceptance

- reviewing strategic focus, initiatives and capabilities in relation to tobacco harm reduction science and advocacy in the context of our ambition to reduce the health impact of our business;
- reviewing the Group's approach to scientific product stewardship underpinning the development of sustainable products;
- reviewing the scope of engagement with scientific and public health stakeholders on tobacco harm reduction science and research, including the role of the External Scientific & Regulatory Panel (see page 147); and
- understanding the digital resources made available to consumers about tobacco harm reduction and New Categories to help consumers make informed product decisions.

Shaping the Landscape

- reviewing strategy for the Corporate & Regulatory Affairs function and approach to proactive engagement with regulators and other external stakeholders;
- reviewing the regulatory landscape in New Categories across key markets, with in-depth insights on regulatory engagement initiatives to progress tobacco harm reduction recognition in Western Europe and regulatory engagement with the U.S. FDA;
- understanding the impact of growth in illicit products, partnerships with stakeholders to help combat illicit trade and regulatory enforcement activities, in the context of combustible products and New Categories;
- reviewing developments in the regulation of single-use vapour products and the impact of regulatory enforcement against illicit single-use vapour products;
- reviewing evolving regulation applicable to combustible products, with focus on the regulation of menthol and flavours in the U.S.; and
- reviewing the impact of evolving tax regimes, including excise tax developments in various markets.

Sustainability & Integrity

- overseeing the Group's sustainability strategy, including climate-related issues, opportunities and risks for the Group, and reviewing performance against the Group's sustainability metrics;
- reviewing environmental performance for the prior year and progress towards achieving the Group's environmental targets, including climate targets aligned to net zero emissions by 2050, renewable energy, water stewardship, waste and recycling, and priorities for the Group's sustainability agenda;
- approving a revised version of the Group Environment Policy effective from July 2023;
- overseeing progress towards the sale of the Group's businesses in Russia and Belarus which completed in September 2023, taking into account the safety and welfare of Group company personnel in the region, impact on other stakeholders and the supply chain, regulatory compliance and reputational considerations;
- approving new Responsible Marketing Principles, to be implemented in 2024;
- reviewing the perspectives of the Group's key stakeholders, the Group's response to stakeholder perspectives, and the effectiveness of engagement mechanisms;
- overseeing the refreshed Sustainability Double Materiality Assessment conducted in 2023, building on the extensive assessment conducted in 2022;
- approving the annual Modern Slavery Act statement and annual Conflict Minerals Report;
- approving updated versions of the Group's Standards of Business Conduct and Supplier Code of Conduct (SCoC), effective from January 2024;
- reviewing the effectiveness of Speak Up channels;
- reviewing updates on compliance matters, including allegations of misconduct, reports from Speak Up channels and investigations, and the Group's Delivery with Integrity programme initiatives; and
- overseeing the agreement reached with the DOJ and OFAC to resolve investigations into historical business activities, as set out on page 227.

Board Leadership and Purpose

Board Engagement with Stakeholders

We understand the strategic importance of stakeholders to our business. Our Directors value engagement with our shareholders and wider stakeholders to understand their views and inform the Board’s decision-making, strategy development and risk assessment.

Shareholder and Investor Engagement

The Board is committed to open and transparent dialogue with shareholders and investors to ensure their views are understood and considered.

The Chair and Chief Executive’s annual engagement programme is discussed below. The Senior Independent Director and other Non-Executive Directors are also available to meet with major shareholders as appropriate.

Annual investor relations programme

A global engagement programme is conducted annually with shareholders, investors, potential investors and analysts.

This is led by the Chair and the Chief Executive, supported by the Investor Relations team. The Chief Executive and Finance Director presented our Full-Year results in February 2023 and our Chief Executive and Interim Finance Director presented our Half-Year results and pre-close statements in 2023, with investor Q&A calls. Presentations and transcripts are published on bat.com.

In total we hosted 488 investor meetings in 2023, covering 69% of our shareholder base with broad geographic coverage. Utilising both physical and virtual event formats, our investor engagement programme included attendance at two global investor conferences, nine investor roadshows and two salesforce briefings.

In June 2023, following his appointment as Chief Executive, Tadeu Marroco hosted investor meetings at the Deutsche Bank Global Consumer Conference in Paris, engaging with over 50 international investors.

Tadeu updated investors on our strategic priorities and continued progress on our transformation journey. In September 2023 at the Barclays Global Consumer Conference in Boston, Kingsley Wheaton presented via a live webcast and Q&A to over 200 investors on aspects of our corporate vision and our approach to leveraging our consumer insights and data to support our multi-category strategy. Javed Iqbal joined Kingsley in hosting investor meetings at the Barclays Conference, connecting in person with 40 investors from North America, Europe, UK and Asia.

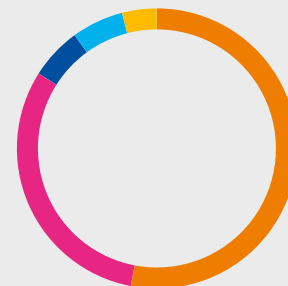
Shareholder communications

A refreshed IR communications approach was launched with the release of the 2023 Half-Year Results to provide further transparency and insight into the focus areas of the Board and the Chief Executive, and the progress being made. The approach includes a more transparent tone, new interactive features in results materials, and bespoke digital tools.

Our investor website enhances our digital interaction with investors. It includes our investment case, our approach to sustainability, shareholder FAQ and regular consensus sharing. Our Investor News hub pulls our press releases, news and features together in one place for investors, with an automated news alerts service available to keep investors up to date. Our investor website covers live broadcasts of events, including results and conferences, with playback slides and transcript available online.

Investor meetings 2023

Geographic scope (%)



United Kingdom	53
United States	31
South Africa	6
Europe (ex UK)	6
Rest of world	4

488

Meetings in 2023

Spotlight

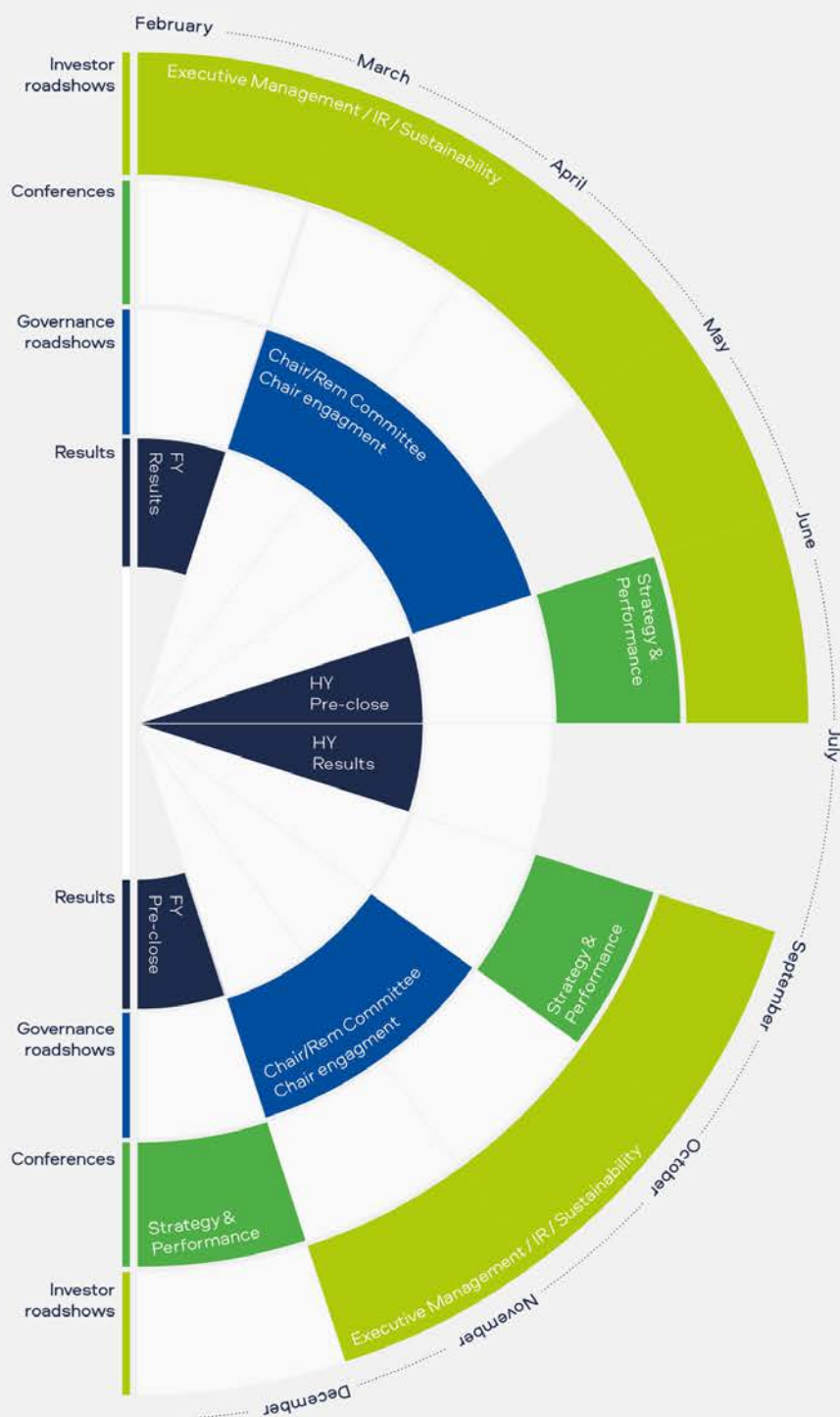
ESG Investor Programme

In 2023, we continued to enhance our ESG Investor programme, including providing additional details in the Full Year and Half Year results statements, proactive engagement plans focused on key topics and ensuring our ESG disclosures are delivered across a range of formats.

The scope of our ESG investor engagements is broad, from investors seeking a more generalist overview of ESG strategy and activities, to more ‘specialist’ meetings on a specific stewardship area such as human rights, circular economy and biodiversity.

Encouragingly, our activities are being well received by investors, who welcome the collaborative nature of such engagements and the opportunity to share best practice. We have also engaged with wider stakeholders at investor events sharing our insights on ESG topics and broader regulatory requirements such as TCFD recommendations and the CSRD. We are committed to further developing our ESG Investor programme throughout 2024.

Investor Relations Calendar 2023



How the Board considers shareholder and investor views

The Chair, the Chief Executive and Remuneration Committee Chair regularly update the Board on their dialogue with shareholders and investors. The Board also receives updates from the Head of Investor Relations and our brokers on stock performance and on our shareholders' key issues, perspectives, and expectations.

Shareholder and investor perspectives considered by the Board in 2023 included the Group's transformation journey, Management Board changes, New Category strategy and performance, approach to navigating macro economic pressures, capital allocation, sustainability strategy and progress, and key regulatory developments and enforcement.

In response to shareholder feedback, through our enhanced investor communications at Half-Year Results, we shared additional data points on the progress we are making towards our New Category profitability target.

The Board takes shareholder feedback into account in its decision-making and when developing the Group strategy. This is discussed further on page 149, including in relation to capital allocation decisions, and on pages 170 to 172 in relation to executive remuneration.

Annual General Meeting (AGM)

Our AGM is an opportunity for further shareholder engagement, for the Chair to set out progress, and for the Board to answer questions.

Shareholders were welcomed in person to attend our AGM in 2023, at which the Chair reflected on business performance in 2022 and discussed the outlook for 2023. The Chair and other Directors also responded to shareholder questions. Shareholders were also given the opportunity to submit questions about AGM business in advance of the meeting and responses to the queries received were published at bat.com/aggm.

Voting on resolutions presented to the AGM was carried out by way of a poll in accordance with the Company's Articles of Association and all resolutions as set out in the Notice of Meeting were passed with no significant vote against any resolution. All Directors attended our 2023 AGM other than Holly Keller Koepfel due to prior commitments.

+ For disclosures required by paragraph 7.2.6 of the Disclosure Guidance and Transparency Rules and the UK Companies Act 2006 see [Other Information section](#)

Board Leadership and Purpose

Board Engagement with Stakeholders Continued

Wider Stakeholder Engagement

A broad range of stakeholders are important to the Group at local, regional and functional levels. Key stakeholders are strategically important to our business and essential to our ability to generate long-term, sustainable value. We identify them by applying an established stakeholder engagement framework, which takes into account strategic objectives and risks to the Group.

The Board's assessment of key stakeholders is further informed by the outcomes of the Group's Sustainability Double Materiality Assessment conducted in 2022 and updated in 2023 (discussed further on pages 74 to 77 and 147).

Our key stakeholders are referenced in our business model on page 20, with an overview of their importance, what matters to them, and how we engage and respond to them on pages 22 to 23.

The imperative of transparency of engagement is built into relevant Group policies, such as our SoBC and specific frameworks for stakeholder engagement.

The Board conducted a review of key stakeholders in 2023.

This included how engagement is carried out across the Group, stakeholders' perspectives, and how the Board is kept informed of those perspectives where engagement is not at Board level.

Following its review, the Board remains satisfied that there is well-established and effective engagement with the Group's key stakeholders, enabling the Board to understand their perspectives. The Board will continue to monitor the ongoing effectiveness of stakeholder engagement.

Where the Board does not engage directly with our stakeholders, it is kept updated by reports from management so Directors maintain an effective understanding of what matters to them and can draw on these perspectives, including in Board decision-making and strategy development.

An overview of how the Board engaged with wider stakeholders and maintained its understanding of their interests during the year is set out below.



Consumers

Our consumers are our judge and at the core of everything we do. Consumer-led innovation and product development are central to achieving our purpose and we believe that our multi-category approach is the most effective way to appeal to the diverse preferences of adult consumers worldwide.

Our marketing teams lead our engagement with consumers and we engage through extensive consumer market research and sales and marketing interactions.

On a market visit to Stockholm in September 2023, several of our Directors had the opportunity to experience this first hand at a live co-creation session with consumers and members of our Nordics innovation team which explored the role of 'sweet territory' in flavours for modern oral products.

The Board is regularly briefed by the Chief Executive and senior management on product performance across all portfolio categories, on our product development pipeline and how product innovation is focused on satisfying adult consumer preferences and directed by consumer insights and foresights.

In 2023, the Board was updated on a range of consumer insights and how we respond to feedback, for example, feedback from nicotine consumers that more information on the role of New Categories products in tobacco harm reduction is needed to help them make informed product choices and the digital resources we make available to consumers to support this; and how we address the environmental impacts of our products and initiatives in place such as Take-Back schemes, reduction in plastic packaging and other measures to reduce the carbon footprint of our products.

The Board was also briefed on consumer expectations for responsible marketing practices and restrictions on underage access and the governance and controls in place to support marketing practices.

In 2023, the Board approved the introduction of new Responsible Marketing Principles applicable to the Group's nicotine products and brands, to be implemented in 2024. Our Responsible Marketing Principles take account of consumer expectations in relation to responsible marketing practices and underage access prevention, with implementation supported by the introduction of a new Responsible Marketing Code.

[+](#) Read more about our approach to engaging with consumers
Pages 19 to 22, 60 to 63 and 96 to 97



Suppliers

Our relationships with leaf suppliers, contracted farmers and suppliers of direct materials and indirect services are managed day-to-day by the Group's Operations function and at local market level. The Board oversees the Group's supply chain strategies and progress on sustainable agriculture and farmer livelihoods programmes, through briefings and strategic reviews provided by the Chief Operating Officer, the Director, Operations and other members of senior management.

In the context of leaf supply, the Board was briefed on perspectives of suppliers and contracted farmers and how we respond to feedback, including how we address Scope 3 supply chain carbon emissions and initiatives such as the Carbon Smart Farming Programme to reduce emissions in tobacco farming; how we address the risk of child labour in our supply chains and the impact assessments and other activities we undertake in leaf sourcing countries towards eliminating child labour; and the steps we take to protect biodiversity and the implementation of our Biodiversity Operating Standard in 2023.

In the context of direct materials and indirect services, the Board was briefed on a range of supplier perspectives and how we respond, such as how we can innovate in our engagement, the roll-out of our 'Be Supplier' programme (an initiative to introduce new supplier solutions to address business challenges) and supplier innovation workshops at our Global Device Development Centre in China; how we address supply chain carbon emissions and conduct responsible water stewardship; and progress in our CDP Supply Chain Programme to support reduction in Scope 3 GHG emissions.

The Board was also updated on engagement with suppliers at the Supplier ESG conference held in Bangladesh in July 2023, which enabled suppliers to contribute to the development of our sustainability agenda and participate in discussion panels on local ESG challenges.

The Board approved a revised version of our Supplier Code of Conduct (discussed on page 149) and reviewed our annual Modern Slavery Statement (available at www.bat.com/msa) which reports on our progress to ensure that our operations are free from labour exploitation, and on human rights impact assessments and monitoring programmes conducted in support of this commitment.

The Board also reviewed the annual conflict minerals statement and continuous improvement efforts implemented with our New Categories material suppliers to mitigate supply chain risks.

[+](#) Read more about our approach to engaging with suppliers
Pages 19 to 23 and 100 to 101

Customers

Retailer, wholesaler and distributor relationships and customer engagement programmes are managed at local market and business unit levels.

The Board is regularly updated through reports from the Chief Executive and other Management Board members on the global retail environment and the promotion of responsible marketing practices.

During the year, the Board was also briefed on improvements made to customer engagement models, e-commerce platforms and other digital services in response to customer feedback and collaborations with customers to help combat illicit trade. In 2023, Directors also had the opportunity to visit retail outlets in Stockholm and Bucharest to see local trade marketing interactions.

The Audit Committee oversees compliance with the Group's responsible marketing and youth access prevention procedures and initiatives to reinforce associated governance and controls.

+ Read more about customers and our approach to responsible marketing [Pages 19 to 23](#) and [96 to 97](#)

Spotlight

Sustainability Double Materiality Assessment[^] (DMA)

With the support of a specialist external consultancy firm, in 2023, we reviewed and updated our DMA conducted in 2022 so that it continues to inform our sustainability programmes and business strategy effectively.

Our updated DMA builds on the extensive stakeholder engagement and sustainability topic mapping completed in 2022 and aligns our DMA process with the methodology of the CSRD and ESRS.

The scope of the 2023 refresh of the DMA conducted in 2022 is outlined on pages 74 to 77, with key developments summarised below.

100+

In depth, structured stakeholder dialogues conducted in 2023, covering outward and inward impact materiality and financial materiality in line with CSRD and ESRS requirements. These dialogues enhanced the insights gained from engagement with more than 2,600 internal and external stakeholders in 2022.

Horizon scan & topic review

Our 2023 horizon scan and cross-industry benchmark focused on recent and emerging developments in sustainability matters and we reviewed and updated our sustainability topic shortlist.

Robust assessment criteria

Applying the DMA methodology of the July 2023 ESRS, we have introduced additional structure to our impact materiality and financial materiality assessment criteria.

Note:

[^] Although financial materiality has been considered in the development of our Double Materiality Assessment (DMA), our DMA and any related conclusions in this document as to the materiality or significance of sustainability or ESG matters do not imply that all topics discussed therein are financially material to our business taken as a whole, and such topics may not significantly alter the total mix of information available about our securities.

Society

We recognise our responsibility to wider society to reduce the health, environmental and social impacts of our business and seek to play a positive role in debates that shape the regulatory environment in which we operate.

Across the Group, we engage with a wide variety of stakeholders in scientific and public health communities, governments and regulators, non-governmental organisations (NGOs) and local communities, with engagement managed by local market, business unit and functional teams, including legal, regulatory affairs and scientific research. The Board is briefed on engagement with scientific communities, regulators and public health bodies.

During the year, this included briefings on the impact of engagement relating to the regulation of New Categories in Western Europe, engagement with public health advocates at forums such as the Global Tobacco and Nicotine Forum and the Tobacco Science Research Conference, published scientific research on flavours in New Categories products, and the role of the External Scientific & Regulatory Panel, formed of external experts offering strategic input on our scientific product stewardship programme.

The Board regularly reviews updates from the legal and corporate and regulatory affairs teams, covering engagement with governments and regulators and anti-illicit trade collaborations. For example, in 2023 updates were provided on our contribution to local standards authorities in various markets to develop industry safety standards for New Categories products and our participation in public consultations and other processes through which we submit our views on the regulation of vapour products and other New Categories.

The Board also considered how the Group responds to stakeholder feedback on the environmental impact of our operations and products. Examples in 2023 included continued progress against our science-based emissions reduction targets (building on our Low Carbon Transition Plan published in 2022), a refresh of the Sustainability Double Materiality Assessment conducted in 2022 and reporting on Principal Adverse Impact indicators under the EU Sustainable Finance Disclosure Regulation (initiated in 2022).

The Board is kept informed on engagement initiatives with local communities. For example in 2023, the Board was briefed on engagement with farmers and wider rural communities through multi-stakeholder partnerships; community investment projects in relation to afforestation programmes and child labour prevention projects in collaboration with the industry, local governments and NGOs; and community support offered following the earthquake in Türkiye.

Non-Executive Directors regularly attend the Corporate Audit Committee and Regional Audit Committees, where societal and community perspectives at regional and local levels are discussed, and the Audit Committee reviews feedback from these Committees.

The Audit Committee is also regularly updated on our engagement with tax authorities on material Group tax matters and has oversight of political contributions in the U.S.

+ Read more about our engagement with governments and wider society [Pages 19 to 23](#) and [60 to 118](#)

UK Companies Act: Business relationships

This section summarises how the Directors have regard to the need to foster business relationships with customers, suppliers and other external stakeholders. Further information is provided on pages 19 to 23 and 149, including information about the effect of that regard.

Board Leadership and Purpose

Board Engagement with Stakeholders Continued

★ Our People

Our people are critical to our success and the Board is committed to regular and meaningful engagement with our workforce and to taking their perspectives into account in decision-making and strategy development.

The Board keeps up to date with the views of our workforce through a combination of well-established engagement methods in place across multiple channels and at different levels of our organisation.

These channels include direct engagement discussed on page 140 through Directors' market and site visits; participation in town hall and Q&A sessions; and the Chief Executive's engagement programme of regional and business visits to connect with local employees, employee resource group (ERG) events such as B United's Pride event hosted by our LGBT+ ERG, a 'Let's Talk' virtual call open to staff across the Group, and live webcasts with discussion and Q&A on our strategy, culture, performance and business outlook.

Overall, there were 27 market visits or other engagement forums attended by one or more Directors in 2023, comprising 3 in the U.S., 7 in the Americas and Europe region, 2 in the Asia-Pacific, Middle East and Africa region and 15 with global functions.

Indirect engagement is enabled through feedback from town halls, employee focus groups, works councils, regional, function and local live webcasts, our global Your Voice employee survey, and Speak Up channels, discussed on pages 89, 98 and 181.

The Board reviewed our workforce engagement channels across the Group, including consolidated and specific feedback from engagement channels. In addition, the Board discussed a range of workforce feedback in the context of developing our values (see page 140). The Board also considered workforce perspectives in other contexts during the year, such as oversight of progress towards the sale of the Group's businesses in Russia and Belarus, and updates on initiatives to support colleagues in Türkiye impacted by the earthquake in February 2023.

Key themes and priorities from workforce feedback considered by the Board, and how that feedback has been responded to, are discussed opposite.

Given the spread, scale and diversity of the Group's workforce, the Board continues to consider it effective to use this combination of established channels, augmented by structured and regular reporting to the Board on our people's views during the year. This enables the Board as a whole to understand the perspectives of our workforce received through the full breadth of engagement channels at all levels.

These engagement channels, combined with Group-wide reporting structures to capture workforce feedback, cover all Group company employees and fixed-term contractors undertaking permanent roles. Focus and action areas are reviewed by the Board and feedback on how we respond is provided back to our workforce.

The Board continues to assess the effectiveness of engagement with our people and how its engagement informs Board decision-making and strategy development.

[+](#) Read more about our approach to engaging with our people [pages 89 and 181](#)

Key themes and priorities from workforce feedback

Our values and culture

Overall feedback from engagement during the year is that our people are proud of our global and diverse organisation, the people they work with, our business performance and their career development opportunities.

They are excited about our transformation, our product innovation, the foundations we are developing in categories beyond nicotine and how our leadership inspires a collaborative and inclusive culture. Our people believe that diversity, responsibility, accountability and resilience are core to our values.

Diversity

Feedback shows that continued action is needed to enhance diversity within our Senior Leadership, with emphasis on improving gender balance, objectives that the Board has fully committed to. The Board monitors progress towards our targets for representation of women in Senior Leadership team roles and ethnically diverse representation in senior management and their direct reports, and initiatives in place to support this (discussed further at page 156).

Our ways of working

Feedback highlights the opportunities to further empower our people and foster greater collaboration, focus, prioritisation and agility in our ways of working. Our learning and development portfolio for employees across the Group will be fully refreshed to drive capability development in these areas, with progress measured through employee feedback monitored by the Board.

Feedback from focus groups held across key UK sites in August 2023 highlighted specific opportunities to develop a thriving work environment, including wellbeing and family-friendly policies and hybrid working arrangements.

The Chief Executive and the Group Head of Talent & Inclusion have briefed the Board on initiatives implemented or underway in direct response to feedback, including introduction of new guidelines on hybrid working and a new progressive dress code, 'Dress for Your Day'.



Luc Jobin, Darrell Thomas and Kandy Anand participating in a townhall with colleagues from our Western Europe operations team.

UK Companies Act: Employee engagement

This section summarises the Directors' approach to engaging with the Group's workforce, including employees of UK Group companies, and how the Directors have regard to their interests. Further information is provided on pages 89 and 140 and pages 178 to 181 in relation to remuneration matters, including further details about the effect of that regard.

Principal Decisions Made by the Board

Outlined below are some of the principal decisions made by the Board over the year, highlighting how the Board considered relevant factors, including key stakeholder perspectives, the environment, reputation for high standards of business conduct, and the long-term impact of decisions. Our key stakeholders and how the Board engages with them are discussed further on pages 144 to 148. Board activities in 2023 are set out in pages 142 to 143.

Refined Strategic Direction and Purpose

Following the Board's oversight of Tadeu Marroco's appointment as Chief Executive in May 2023, the Board worked closely with management to refine our A Better Tomorrow™ strategy to strengthen our long-term profitable growth and sustainable value creation.

As part of this refined strategic direction, we have committed to 'Building a Smokeless World', deploying the Group's global multi-category portfolio to actively encourage smokers to 'Switch to Better' nicotine products. Our refined strategic direction focuses the Group on sharper strategic execution and driving a collaborative and inclusive culture. To support this, the Board has also overseen the introduction of our Strategic Navigator to provide greater insight to our stakeholders.

[Key stakeholder perspectives taken into account](#)

- Shareholders and Investors

- Consumers

- Customers

- Suppliers

- Our people

- Governments and wider society

Capital allocation

The Board assessed capital allocation priorities when approving the 2024 budget, aiming to develop the Group's long-term sustainable growth in the context of the challenging and inflationary macro-economic environment, and continued pressure on transactional foreign exchange rates.

The 2024 budget has been designed to strengthen New Categories performance, invest in the U.S. business, and continue to focus on deleveraging in accordance with our guidance and taking into account shareholder expectations.

Capital allocation in the 2024 budget also factors in the resources required to drive a step change in our product innovation and speed to market, deliver our sustainability targets, continue to offer competitive remuneration for our people, and develop our business partnerships with our customers and suppliers.

[Key stakeholder perspectives taken into account](#)

- Shareholders and Investors

- Our people

- Consumers

- Customers

- Suppliers

- Governments and wider society

Standards of Business Conduct and Supplier Code of Conduct 2024

The Board reviewed and gave approval to the introduction of updated versions of our SoBC and SCoC from 1 January 2024. Our updated SoBC emphasises that employees across the Group are empowered to act as a first line of defence to flag any potential for conduct falling short of our standards and our SCoC has been revised to reflect our updated SoBC.

In approving the revised policies, the Board considered their alignment to our strategy and values and how revisions took account of the expectations of our shareholders and wider stakeholders for high standards of integrity in our business conduct and changes to applicable regulations. Revisions made to our SoBC and SCoC were informed by external benchmarking, current industry best practice, evolving legal requirements, and feedback from employees and business partners.

[Key stakeholder perspectives taken into account](#)

- Shareholders and Investors

- Our people

- Consumers

- Customers

- Suppliers

- Governments and wider society

Responsible Marketing Principles 2024

The Board gave approval to new Responsible Marketing Principles (RMP), which build on our International Marketing Principles, to be implemented in 2024. Our RMP confirm our commitment to responsible marketing and underage access prevention across our tobacco and nicotine products and brands.

Our RMP were developed taking into account the importance to our shareholders, consumers, employees and regulators that we continue to demonstrate responsible marketing practices and that we support our trade customers to do the same. Application of our RMP will be supported by our Responsible Marketing Code and training programmes for Group company employees and our external partners, to enable consistent application of our RMP across our route to market channels.

[Key stakeholder perspectives taken into account](#)

- Shareholders and Investors

- Consumers

- Customers

- Employees

- Governments and wider society

We define principal decisions as those decisions and discussions by the Board that are strategic or material to the Group and those of significance to any of our key stakeholders.

Division of Responsibilities

Our Approach to Division of Responsibilities

The Board comprises the Non-Executive Chair, one Executive Director and nine independent Non-Executive Directors.

This section sets out the roles and division of responsibilities between the Chair, Executive Directors¹ and Non-Executive Directors.

Roles and Division of Responsibilities	
Role	Responsibilities
Chair	<ul style="list-style-type: none"> – Leadership of the Board and its overall effectiveness – Promotes constructive debate and effective decision-making – Sets the Board agenda – Facilitates Directors' contributions – Interfaces with shareholders – Ensures effective shareholder engagement – Representational duties on behalf of the Company
Chief Executive	<ul style="list-style-type: none"> – Overall responsibility for Group performance – Leadership of the Group – Enables planning and execution of Group objectives and strategies – Stewardship of Group assets – Drives the cultural tone of the organisation
Finance Director¹	<ul style="list-style-type: none"> – Leadership of the Group in respect of financial matters – Enables planning and execution of Group financial objectives and strategies – Provision of accurate, timely and clear information to the Board on the Group's financial performance
Senior Independent Director	<ul style="list-style-type: none"> – Leads review of the Chair's performance – Presides at Board meetings in the Chair's absence – Chairs the Nominations Committee when Chair succession considered – Sounding board for the Chair – Intermediary for other Directors – Available to meet with shareholders
Non-Executive Directors	<ul style="list-style-type: none"> – Oversee Group strategy and resource allocation – Monitor Group performance and delivery of Group strategy – Oversee systems of control and risk management – Review management proposals and provide strategic guidance – Scrutinise and hold to account performance against objectives – Bring external judgement, perspective and effective challenge to management

Note:

1. Javed Iqbal currently holds the role of Interim Finance Director and will step down from that role on 30 April 2024. Javed is not an Executive Director. Soraya Benchikh will be appointed as Chief Financial Officer and as an Executive Director from 1 May 2024.

Board Efficacy

The Chair facilitates constructive Board relations, supporting effective contribution from Non-Executive Directors and promoting a culture of openness and debate. The Chair seeks a consensus at Board meetings but, if necessary, decisions are taken by majority decision. If any Director has concerns about any issues that cannot be resolved, such concerns are noted in the Board minutes. No such concerns arose in 2023.

Scheduled board meetings during the year were convened in person. The Board held its strategy sessions in October 2023 in Bucharest, Romania. Feedback from the annual Board evaluation confirmed that Board meetings continued to operate well and are considered to be chaired effectively.

Non-Executive Director Meetings

Meetings of the Non-Executive Directors, led by the Chair and without any Executive Director present, are scheduled in the Board calendar. These meetings are usually held following scheduled Board meetings, with additional Non-Executive Director meetings convened where required.

The Executive and the Non-Executive Directors also meet annually, led by the Senior Independent Director and without the Chair present, to discuss the Chair's performance.

Independence

The Board considers all Non-Executive Directors to be independent, as they are free from any business or other relationships that could interfere materially with, or appear to affect, their judgement.

Luc Jobin was determined by the Board to be independent on his appointment as Chair, as reported in the Company's Annual Report and Form 20-F for 2020.

The Board has determined Holly Keller Koepfel to be independent, having taken into account her service on the board of Reynolds American Inc. (Reynolds American) as an independent, non-executive director.

Luc and Holly were originally appointed to the Board in 2017 following the acquisition of Reynolds American and pursuant to the Agreement and Plan of Merger with Reynolds American.

The Board has also considered the independence requirements outlined in the NYSE's listing standards and has determined that these are met by the Chair and all the Non-Executive Directors. The Board considers that it currently includes an appropriate combination of Executive and Non-Executive Directors, and will continue to do so when Soraya Benchikh is appointed as Chief Financial Officer and as an Executive Director from 1 May 2024.

Directors' Commitment and Board Support

Commitment

Before appointing new Directors, the Board takes into account their other commitments and significant time commitments are disclosed prior to appointment. The letters of appointment for the Chair and Non-Executive Directors set out their expected time commitment to the Company (see page 156).

Any additional external appointments following appointment to the Board require prior approval by the Board in accordance with the UK Corporate Governance Code (the Code).

The Board assesses the significance of any additional external appointment notified by a Director, supported by the Company Secretary. During 2023, the Board considered the following external appointments:

- Darrell Thomas' appointment as a Non-Executive Director of Pitney Bowes, Inc. (a company listed on the New York Stock Exchange) from 2 March 2023.
- Sue Farr's appointment as the Senior Independent Director of THG plc (a company listed on the London Stock Exchange) from 24 April 2023.
- Véronique Laury's appointment as a Director of Société Bic S.A. (a company listed on Euronext Paris) from 16 May 2023.

These additional appointments were considered by the Board to be significant in accordance with the Code, however the Board concluded that the appointments would not impair the Directors' ability to serve as Non-Executive Directors in view of the anticipated time commitment.

Conflicts of Interests

The Board has formal procedures for managing conflicts of interest. Directors are required to give advance notice of any conflict issues to the Company Secretary. These are considered either at the next Board meeting or, if timing requires, at a meeting of the Board's Conflicts Committee.

Each year, the Board considers afresh all previously authorised situational conflicts. Directors are excluded from the quorum and vote in respect of any matters in which they have an interest.

In relation to the following appointments, potential situational conflicts were considered by the Board:

- In relation to Darrell's appointment as a Non-Executive Director of Pitney Bowes, Inc., a potential situational conflict was reviewed and authorised by the Board, as a subsidiary of Pitney Bowes Inc. is a supplier to the Group in New Zealand. Those supply arrangements are not material and Darrell has no involvement in the operations of the supplier or the Group in New Zealand.
- In relation to Véronique's appointment as a Director of Société Bic S.A., a potential situational conflict was reviewed and authorised by the Board, as the Bic group is a supplier to the Group. Those supply arrangements are not material and Véronique has no involvement in the operations of the supplier or Group companies supplied by Bic.

The Board determined these arrangements did not impact Darrell's or Véronique's independence as Non-Executive Directors.

Directors' Information and Advice

Directors receive effective support to assist them in meeting their responsibilities under the UK Corporate Governance Code and discharging their directors' duties, both individually and collectively:

- Directors receive papers for review in good time ahead of each Board and Committee meeting.
- Papers and presentations to the Board and its Committees include discussion of specific stakeholder considerations as applicable.
- The Company Secretary ensures effective information flow within and between the Board and its Committees, and between the Non-Executive Directors and senior management. The Company Secretary, in conjunction with external advisers where appropriate, advises the Board on all governance matters.
- All Directors have access to the advice and services of the Company Secretary. The appointment and replacement of the Company Secretary is a matter for the Board.
- A procedure is in place for all Directors to take independent professional advice at the Company's expense if required.
- Each Board Committee may obtain independent legal or other professional advice, at the Company's expense, and secure attendance at meetings of external participants if needed.

Board Induction

All Directors receive a comprehensive and personalised induction programme on joining the Board, tailored to their skills, experience, background, committee membership and requirements of their role.

Tadeu Marroco completed his Executive Director induction programme following appointment to the Board in 2019. Tadeu's transition to the role of Chief Executive was supported by briefings with the Chair, all members of the Management Board and a range of senior managers following his appointment as Chief Executive in May 2023.

Murray Kessler and Serpil Timuray are undertaking a full Non-Executive Director induction following their appointment to the Board, as highlighted below.

Spotlight

Non-Executive Directors' Induction Murray Kessler and Serpil Timuray

Murray and Serpil are progressing through their Non-Executive Director induction following their appointment to the Board in Q4 2023. Sessions are conducted through virtual and in-person briefings to enable efficient delivery of a comprehensive programme.

Their induction programme includes meetings with the Chair and each of the Directors and a detailed series of briefings with senior management covering Group strategy and transformation, business regions, product portfolios, our values and culture, the Group's sustainability agenda, shareholder and wider stakeholder engagement, corporate governance, integrity and compliance, directors' duties, and treasury, risk, legal and regulatory matters.

In preparation for their Remuneration Committee roles, the induction programme for Murray and Serpil also includes specific focus on executive remuneration matters and an induction session with the Remuneration Committee's UK and U.S. consultants.

Composition, Succession, Evaluation

Board Effectiveness

Professional Development

Non-Executive Directors receive a full programme of briefings during the year across all areas of the Group's activities from the Chief Executive, members of the Management Board, the Company Secretary, other senior executives and outside advisors.

During 2023, key briefings for the Board included an in-depth review of sustainability regulation and broader corporate governance developments from a UK and U.S. perspective provided by external legal counsel, coupled with a discussion on shareholder and wider stakeholder perspectives on sustainability metrics and reporting, led by the Chief Sustainability Officer and a corporate broker representative.

The Board was also briefed on the cyber risk landscape and the Group's cyber security risk programme by the Director, Digital & Information and external advisers, and it was updated on the introduction of further international sanctions in relation to Russia during the year and operation of the Group's governance framework to support sanctions compliance.

Committees of the Board are kept updated on developments within their respective remits.

In 2023, the Audit Committee was briefed on developments in sustainability reporting requirements on a regular basis by the Chief Sustainability Officer and the external auditors. Coverage included reporting in alignment with TCFD recommendations, the impact of the EU Sustainable Finance Disclosure Regulation, anticipated future application of the EU Corporate Sustainability Reporting Directive, data reporting standards to be implemented by the International Sustainability Standards Board, recommendations for the Taskforce on Nature-related Financial Disclosures framework, and developments in the U.S. SEC's proposals to introduce climate-related disclosure requirements. These briefings have served to inform the Audit Committee's oversight of the Group's sustainability reporting framework and its future development.

The Audit Committee was also briefed on developments in UK audit and corporate governance reforms during the year, including the FRC's consultation on the revised Corporate Governance Code, which was published in January 2024.

The Remuneration Committee is kept updated by its external consultants on UK and U.S. corporate governance developments impacting executive and wider workforce remuneration.

Briefings provided to the Committee during the year included outcomes of the global living wage assessment conducted across the Group, introduction of new U.S. SEC and NYSE rules on mandatory clawback arrangements, insights on market practice relating to the use of sustainability metrics in incentive schemes and updates on other trends in executive remuneration to inform development of a revised Directors' Remuneration Policy ahead of policy renewal planned for 2025.

All Board members attended the meetings of the Audit and Remuneration Committees held in October 2023 to promote a deeper understanding of the work of the Committees of which they are not members.

Non-Executive Directors regularly attended meetings of the Group's Regional Audit Committees and Corporate Audit Committee to gain a better understanding of the Group's regions and central functions and the risks faced by the business at market, regional and functional levels.

The Chair met with each Non-Executive Director individually towards the end of the year to discuss their individual training and development plans.

Board Review Process

Annually, the Board undertakes a rigorous review of its effectiveness and performance, and that of its Committees and individual Directors. The Chair is responsible for the overall review process and each Committee Chair is responsible for the review of the performance and effectiveness of their Committee.

The effectiveness and performance of the Board, its Committees and the Directors were reviewed internally in 2023, led by the Chair and facilitated by the Company Secretary. An externally-facilitated review of the performance and effectiveness of the Board, its Committees and each of the Directors was conducted in 2022[®] by Dr Tracy Long of Boardroom Review Limited[®].

For the 2023 internal review, all Directors participated fully in the review, with the exception of Murray Kessler and Serpil Timuray who joined the Board towards the end of the year. Murray and Serpil participated in the Board consideration of the outcomes of the review. As part of the internal review process, a series of questionnaires were completed by the participating Directors, through which they were requested to assess the effectiveness and performance of the Board, the Committees of which they were a member or regularly attended during the year, and each of the Directors. Several members of senior management also participated in aspects of the review process.

Feedback was collated on an anonymised basis and reports on the outcomes of the review process and action areas for consideration were prepared for the Board and each Committee. The Board and the Committees then reviewed and discussed their respective reports and identified action areas for 2024, taking into account the review findings. The Committee Chairs also reported back to the Board on the outcomes of their Committee evaluations.

The Chair received reports from the Company Secretary on the performance and effectiveness of the Directors (other than himself) and he provided individual feedback to each Director. The Senior Independent Director received a report from the Company Secretary on the Chair's performance and effectiveness, and led a discussion reviewing the Chair's effectiveness with the other Directors (without the Chair present). The Senior Independent Director then provided feedback to the Chair.

In addition to the 2023 internal review, a review session with the Board was facilitated[®] by Dr Long of Boardroom Review Limited[®] to follow up from the externally-facilitated review conducted in 2022.

2023: Internal Board review process

1 Plan and Evaluate

- The Chair and Company Secretary reviewed the scope and focus areas for the review and defined the series of questionnaires to be used to support the review process.
- The Directors provided their assessment of the performance and effectiveness of the Board, its Committees and the Directors.

2 Reporting

- Participant feedback was collated on an anonymised basis and reports were prepared for the Board, its Committees and the Directors.

3 Review and Action

- Board Committees reviewed and discussed the review outcomes, identified actions arising and provided feedback to the Board.
- The Board then discussed the review outcomes and identified action areas for 2024.
- The Chair provided feedback to the other Directors.
- The Senior Independent Director provided feedback to the Chair.

Spotlight

2023 Board review**Overview of Outcomes**

The outcomes of the internal review support the overall conclusion that the Board is effective and maintains a sound working relationship with its Committees.

The review found the composition of the Board to be well-balanced, including in relation to diversity and Directors' skills and experience. The working relationships and communication between the Non-Executive Directors, and between the Non-Executive Directors, Chief Executive and wider executive management team, are well-regarded and support open discussion in the boardroom.

The Board's focus during the year was generally found to be appropriately balanced across the elements of the Group's strategy, with due attention to risk, control and compliance matters. The Board's approach to monitoring corporate culture is considered to be effective, with feedback demonstrating that the enhanced programme of workforce engagement led by the Chief Executive in 2023 was well-received. The value of market and operational site visits was highlighted by the Board as an important way in which to monitor workforce sentiment.

Board and Committee meetings are considered to be chaired, managed and supported effectively to enable decision-making, with Committee Chairs providing thorough and efficient reporting to the Board.

Progress against key action areas identified for 2023

Strategy: The Board's agenda for the year maintained focus on strategic discussion and development, supported by reviews of the competitive environment, with the Board leading the refinement of the Group's A Better Tomorrow™ strategy discussed further on page 149.

Board leadership: Feedback from the internal review demonstrated effective working relationships between the Directors, enhanced through a blend of formal and informal meetings and site visits. Feedback also acknowledged further improvements in information flows between the Board and management, with some additional opportunities identified for continuous improvement.

Risk management: During 2023, the Board's programme of risk management oversight was supplemented with focused briefings on risk management topics, including sustainability regulations and the cyber security risk landscape. The Audit Committee also received a range of briefings relevant to risk management oversight of the Group's sustainability agenda. These briefings are discussed further on page 152.

People and culture: The Board recognised the effectiveness of the Nominations Committee during the year through its significant focus on Chief Executive transition planning, and Chief Financial Officer and Non-Executive Director succession planning. Maintaining momentum on longer-term Non-Executive Director succession planning, and oversight of the development of a diverse pipeline for Management Board and senior management succession, was identified as a continuing priority for 2024.

Key Actions for 2024

Following the internal review conducted in 2023, the Board and its Committees plan to implement forward-focused actions in the following key areas:

Strategy

- Following introduction of the Group's refined strategic direction, support management with execution of Group strategy and oversee progress against strategic key performance indicators.
- In view of developing regulatory frameworks, maintain emphasis on the Board's oversight of the Group's sustainability strategy as part of the Board agenda, supported by structured briefings for Directors, including external stakeholder perspectives.

Board leadership

- Taking into account changes in the composition of the Board during the year, refresh the Board's assessment of skills requirements to support the Group's strategy.
- Develop the Directors' programme for market and operational site visits in 2024, including a range of opportunities for informal workforce engagement.

Risk management

- Recognising the evolving nature of risks relating to cyber security and supply chain management, maintain appropriate time on the Board and Audit Committee agendas for review and discussion of these risks and mitigation activities, alongside other existing and emerging risks to the Group.
- Maintain Audit Committee focus on business controls and sustainability reporting, particularly in the context of evolving regulatory frameworks, and on cyber security risk management oversight, with those priorities reflected in the Internal Audit Plan for 2024.

People and culture

- Continue to focus on succession planning for Non-Executive Directors to retain an appropriate balance of diversity, skills and expertise in the longer-term.
- Promote the development of broader diversity in the Management Board and senior management, with continued attention to improving gender diversity at those levels.
- Implement a comprehensive induction programme for the new Chief Financial Officer following her appointment in May 2024.
- For the Remuneration Committee, focus on development of the revised Directors' Remuneration Policy in readiness for presentation to shareholders at the AGM in 2025 and completion of a thorough induction on executive remuneration for new Committee members.

Composition, Succession, Evaluation

Nominations Committee

**Nominations Committee
current members**

Luc Jobin (Chair)

Kandy Anand

Sue Farr

Karen Guerra

Holly Keller Koepfel

Murray Kessler

Véronique Laury

Dimitri Panayotopoulos

Darrell Thomas

Serpil Timuray

Luc Jobin

Chair of the Nominations Committee

Role

As set out in the Terms of Reference, the Nominations Committee is responsible for:

- reviewing the structure, size and composition of the Board and Management Board on a regular basis to ensure both have an appropriate balance of skills, expertise, knowledge and, in relation to the Board, independence;
- reviewing the succession plans for appointments to the Board, the Management Board and Company Secretary to maintain an appropriate balance of skills and experience and to ensure progressive refreshing of both the Board and the Management Board;
- making recommendations to the Board on suitable candidates for appointments to the Board, the Management Board and Company Secretary, ensuring that the procedure for those appointments is rigorous, transparent, objective and merit-based and has regard for diversity;
- assessing the time needed to fulfil the roles of Chair, Senior Independent Director and Non-Executive Director, and ensuring Non-Executive Directors have sufficient time to fulfil their duties;
- overseeing the development of a pipeline of diverse, high-performing potential Executive Directors, Management Board members and other senior managers; and
- implementing the Board Diversity & Inclusion Policy and monitoring progress towards the achievement of its objectives, summarised on page 157.

Key Activities in 2023

- Making recommendations to the Board in relation to transition of the role of Chief Executive and Interim Finance Director, as set out on page 155.
- Reviewing plans for Management Board restructuring and making a series of recommendations to the Board to revise the structure, roles and composition of the Management Board and to appoint a new Company Secretary (see page 156).
- Making recommendations to the Board in respect of Non-Executive Director and Board Committee appointments, including the appointments of Murray Kessler and Serpil Timuray as Non-Executive Directors and members of the Remuneration and Nominations Committees, discussed on page 155.
- Recommending the appointment of a new Chief Financial Officer to the Board, to take effect from 1 May 2024.
- Succession planning for the role of Senior Independent Director and for the Audit and Remuneration Committee Chairs.
- Ongoing assessment of the profile, skills and experience required of future Non-Executive Directors in the context of the Group's strategy, to support Board succession planning activities.
- Making recommendations to the Board in relation to Directors' annual appointment and re-election at the AGM, discussed further on page 155.
- Reviewing Executive Director's and Management Board members' annual performance assessments and assessing development of candidates for Management Board roles.
- Oversight of the Group's diversity and inclusion agenda, its role in promoting an inclusive and high-performing culture as part of the Group's talent strategy, and progress in building diverse talent pipelines and creating enablers across the organisation.

Balance and Diversity

The Board appreciates the benefits of diversity in all of its forms, within its own membership and at all levels across our organisation. Our Non-Executive Directors come from a broad range of industry and professional backgrounds, with varied experience and expertise aligned to the Group's strategy.

Biographies of the Directors, including a summary of their skills, experience and contribution to the Board, are set out on pages 132 to 135 with details of the representation of key diversity attributes on our Board.

Our Board Diversity & Inclusion Policy is discussed on page 157. We report Board and executive management diversity data on page 158 in accordance with the UK Listing Rules requirements. Currently, 45% of our Directors are women and 27% from an ethnic minority background (as defined by the UK Office of National Statistics).

Nominations Committee terms of reference

The Committee's terms of reference align with the requirements of the UK Corporate Governance Code.

Revised terms of reference for the Committee were introduced with effect from 1 September 2023 to reflect changes to the structure of executive management roles.



For the Committee's terms of reference see www.bat.com/governance

The Senior Independent Director is currently Sue Farr. From close of the 2024 AGM, Holly Keller Koepfel will succeed Sue as Senior Independent Director (subject to re-election). Soraya Benchikh will be appointed as Chief Financial Officer from 1 May 2024. At the close of the 2024 AGM, it is anticipated that representation of women on the Board will be 45% and representation of Directors from ethnic minority backgrounds will be 33%. The Board remains committed to enhancing its diversity and the Nominations Committee continues to actively progress Non-Executive Director succession supported by our Board Diversity & Inclusion Policy.

Board Succession Planning

The Board considers the length of service of Board members as a whole and the need for Board membership to be refreshed progressively over time. The Committee is responsible for regularly reviewing the composition of the Board and the Management Board to ensure both have an appropriate balance of skills, expertise and experience. The Committee is also responsible for identifying candidates for Board positions and ensuring that all appointments are made on merit, against objective criteria, and with due regard for our Board Diversity & Inclusion Policy. This process includes interviews with a range of candidates and full evaluation of candidates' experience and attributes and how these would augment the Board's mix of skills, expertise and knowledge.

Executive Director succession

In 2023, the Committee led the process to identify a new Chief Executive to further drive the Group's transformation in a fast-changing environment.

The Committee gave thorough consideration to a range of candidates, their relative experience, skills and other attributes, and ability to fulfil the role criteria with emphasis on a demonstrated track record for developing collaborative teams capable of delivering transformation and strength in execution.

Following this process, the Committee recommended to the Board the appointment of Tadeu Marroco as Chief Executive to succeed Jack Bowles. Jack had served as Chief Executive since 2019 and stepped down from the Board with effect from 15 May 2023.

In the context of succession planning for the Chief Executive, the Committee also gave full consideration to a range of candidates for appointment as Finance Director. Taking into account the candidates' skills, experience and broader attributes and longer-term succession planning for the composition of the Board, the Committee recommended to the Board that Javed Iqbal be appointed as Finance Director on an interim basis, alongside his existing role of Director, Digital & Information (Javed was not appointed as an Executive Director in the interim).

Subsequently, the Committee led a comprehensive search process resulting in the Committee recommending to the Board the appointment of Soraya Benchikh as Chief Financial Officer and as an Executive Director. Soraya's appointment will take effect from 1 May 2024 and the process leading to her appointment will be reported in the Annual Report and Form 20-F for 2024.

Non- Executive Director succession

In 2023, the Committee recommended to the Board the appointments of Murray Kessler and Serpil Timuray as Non-Executive Directors. Heidrick & Struggles¹ supported the selection process leading to these appointments. As part of these appointment processes, specific candidate selection criteria were developed to reflect the Board's requirements, including for business transformation, consumer products and digital technology experience.

For each appointment, a short list of candidates was presented to the Committee and preferred candidates were interviewed by members of the Board, who reported their feedback on candidates to the Committee.

Careful consideration was given to candidates' skills, experience, diversity of attributes and their fit with the role criteria for each appointment. The Committee then recommended the preferred candidate for appointment to the Board.

Murray and Serpil each bring a range of extensive transformation, technology and consumer products expertise to the Board. Their biographies are set out on pages 134 and 135.

Board Retirements

Savio Kwan stepped down from the Board with effect from the conclusion of the Company's AGM on 19 April 2023 and Jack Bowles stepped down from the Board with effect from 15 May 2023.

Sue Farr and Dimitri Panayotopoulos will step down from the Board with effect from the conclusion of the Company's AGM on 24 April 2024.

Annual General Meeting 2024

With the exception of Sue Farr and Dimitri Panayotopoulos, the Company will submit all eligible Directors for re-election and, in the case of Murray Kessler and Serpil Timuray, election for the first time.

Prior to making recommendations to the Board in respect of Directors' submissions for re-election, the Committee carried out an assessment of each Director, including their performance, contribution to the long-term sustainable success of the Company and, in respect of each of the Non-Executive Directors, their continued independence and ability to devote sufficient time to their role (discussed on pages 150 and 151).

The Chair's letter accompanying the 2024 AGM Notice confirms that all Non-Executive Directors being proposed for re-election are effective and that they continue to demonstrate commitment to their roles.

Notes:

1. Heidrick & Struggles International, Inc. is an independent executive search firm, which applies the Standard and Enhanced Codes of Conduct for Executive Search Firms. The firm has no connections with the Company or its Directors other than in respect of the provision of executive search services.
2. Number of meetings in 2023: (a) the Committee held seven meetings, four of which were ad hoc. Three meetings of the Committee are scheduled for 2024; (b) Kandy Anand did not attend the scheduled meeting in February 2023 due to unforeseen personal circumstances; (c) Sue Farr did not attend the ad hoc meeting in January 2023 convened at short notice due to prior commitments; (d) Dimitri Panayotopoulos did not attend the ad hoc meeting in June 2023 and the scheduled meeting in July 2023 due to illness.
3. Membership: (a) all members of the Committee are independent Non-Executive Directors in accordance with UK Corporate Governance Code 2018 Provisions 10 and 17, applicable U.S. federal securities laws and NYSE listing standards; (b) Murray Kessler joined the Committee on 6 November 2023 on his appointment to the Board; (c) Serpil Timuray joined the Committee on 4 December 2023 on her appointment to the Board; (d) Savio Kwan ceased to be a member of the Committee on stepping down from the Board at the conclusion of the AGM on 19 April 2023.
4. Other attendees: the Chief Executive and the Chief People Officer attend meetings by invitation but not as members.

Attendance at meetings in 2023^{2(a), 3(a)}

Name	Member since	Meeting attendance ⁴	
		Attended/Eligible to attend	
Luc Jobin	2017		7/7
Kandy Anand ^{2(b)}	2022		6/7
Sue Farr ^{2(c)}	2015		6/7
Karen Guerra	2020		7/7
Holly Keller Koepfel	2017		7/7
Murray Kessler ^{3(b)}	2023		1/1
Véronique Laury	2022		7/7
Dimitri Panayotopoulos ^{2(d)}	2015		5/7
Darrell Thomas	2020		7/7
Serpil Timuray ^{3(c)}	2023		0/0
Savio Kwan ^{3(d)}	2014 - 2022		2/2

Composition, Succession, Evaluation

Nominations Committee Continued

Terms of Appointment to the Board

Details of the Directors' terms of appointment to the Board and the Company's policy on payments for loss of office are contained in the current Directors' Remuneration Policy, which is set out in full in the Remuneration Report in the Company's Annual Report and Form 20-F for 2021 available on bat.com.

The Executive Directors have rolling one-year contracts. Non-Executive Directors do not have service contracts with the Company but instead have letters of appointment for one year, with an expected time commitment of 25 to 30 days per year.

Senior Management Succession Planning

As part of the Committee's responsibility to oversee the development of a pipeline of diverse, high-performing senior management, it reviews succession plans and talent pools at short-term, mid-term and long-term time horizons for the Executive Directors, other Management Board members, and certain other members of senior management.

The Committee takes into account the importance of growing an executive talent pipeline reflecting the ambition to increase executive management diversity and to support requirements for transformation, digital and key functional capabilities.

In 2023, the Committee reviewed plans to restructure the Management Board to support a sharpened focus on execution and operational excellence and enhance capabilities critical for the Group's strategic development and transformation.

The Committee gave thorough consideration to the approach for revising the composition of the Management Board and the candidates identified for appointment to Management Board roles during the year, before making recommendations to the Board accordingly. Revisions to the composition of the Management Board during the year are summarised at page 139.

In this context, the Committee also considered succession planning for the role of Company Secretary and recommended to the Board the appointment of Caroline Ferland to this role. Following Board approval, Caroline was appointed as Company Secretary with effect from 1 September 2023.

Talent Pipeline Development

The Board regularly reviews talent development more broadly, including progress on our talent strategy to develop an engaged, agile and high-performing organisation through:

- **employer brand and talent attraction:** attracting fit for future talent with a purpose-led employer brand;
- **capabilities and learning:** accelerating capability development focused on transformation across product categories;
- **diversity and inclusion:** fostering conscious inclusion and equity, and delivering the Group's diversity and inclusion agenda; and
- **progressive culture and creating a great place to work:** promoting a culture of trust, empowerment and collaboration, and listening and responding to feedback from our people to enable change.

Progress against our objective to develop a pipeline of diverse, high-performing senior managers is set out on page 88.

Diversity and Inclusion Agenda

Our talent strategy is underpinned by our diversity and inclusion agenda, which focuses on the core areas of driving ownership and accountability, building diverse talent pipelines and creating enablers.

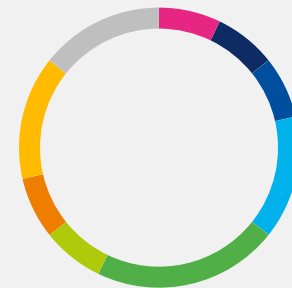
The Board oversees and monitors progress of our diversity and inclusion agenda. In 2023, this included:

- endorsing an ambition for 40% representation of Ethnically Diverse Groups² for the Management Board and direct reports, taking into account the Parker Review's 2023 report that asked FTSE 350 companies to set a target for ethnic diversity of their senior management team by 2027;
- reviewing progress against the Group's diversity and inclusion ambitions through to 2025, including to have women in 40% of Senior Leadership team roles and 45% of Management roles;
- voluntary ethnicity reporting covering employees in Australia, Brazil, Canada, Malaysia, South Africa and the U.S., in addition to the UK; and
- focus on initiatives to develop and retain women in senior teams, including mentoring programmes and structured 'stay interviews' to inform development of policy and other enablers.

Our Strategic Report discusses our diversity and inclusion agenda and initiatives further, and provides details on the diversity of our workforce, and in our senior management population, on pages 88 to 91.

Executive Management Balance as at 31 December 2023

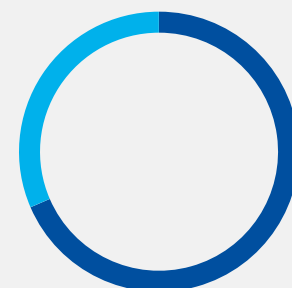
Management Board: Nationality



American	1
Australian	1
Belgian	1
Brazilian	2
British	3
German	1
Italian/Argentinian	1
Irish	2
Pakistani	2

Senior Management¹ and their direct reports:

Gender balance



Male	74	69%
Female	34	31%

Notes:

1. Senior Management comprises the Management Board and the Company Secretary, in accordance with the UK Corporate Governance Code.
2. See page 334. Refer to BAT 'Reporting Criteria' for a full description of key definitions at bat/reporting.com.

Management Board ethnicity and gender balance is reported on page 158 as part of our diversity reporting for executive management as at 31 December 2023.

Our Board Diversity & Inclusion Policy

A revised Board Diversity & Inclusion Policy was approved by the Board and took effect from 7 February 2024 to reflect the refreshed statement of our values.

At BAT, we are proud to be a diverse and inclusive global organisation that encourages our people to value their differences and bring their authentic selves to work.

Our ongoing commitment to fostering a progressive culture is underpinned clearly by our values: “Truly Inclusive”. Our commitment to diversity and inclusion across BAT is also embedded through our Group Standards of Business Conduct, applicable to all employees of the Group.

Our Board Diversity & Inclusion Policy sets out our approach to diversity applicable to the Board, its Committees¹ and the Management Board². This policy is intended to support the Board, through the activities of its Nominations Committee, in maintaining the effectiveness and balance of the Board, its Committees and the Management Board.

Diversity and inclusion are key principles of our values. We think of diversity in its widest sense, as those attributes that make each of us unique. These include our race, ethnicity, cultural and social backgrounds, geographical origin, nationality, gender, age, any disability, sexual orientation, religion, skills, experience, education, socio-economic and professional background, perspectives and thinking styles.

We recognise that diversity is a critical component of board effectiveness and we are committed to promoting diversity in the composition of the Board, its Committees and the Management Board.

The Nominations Committee is responsible for regularly reviewing the composition of the Board, its Committees and the Management Board to ensure these have an appropriate balance of skills, expertise, and knowledge, and for ensuring that all appointments are made on merit against objective criteria and with due regard for the benefits of diversity. This includes our Board Diversity & Inclusion Policy objectives set out below.

The Nominations Committee is responsible for implementing this policy and monitoring progress against its objectives. This policy and progress against its objectives is reviewed annually by the Nominations Committee, in addition to other BAT initiatives that promote diversity in all its forms across BAT.

As part of the annual evaluation of the effectiveness of the Board, consideration is given to the balance of experience, skills, knowledge, independence and all attributes of diversity of the Board.

Board Diversity Objectives and Progress Updates

The objectives of our Board Diversity & Inclusion Policy and progress against these objectives in the year are set out below.

<p>➔ Considering all aspects of diversity when reviewing the composition of, and succession planning for, the Board, its Committees¹ and the Management Board²</p>	<p>The Nominations Committee has regard to diversity in its widest sense, including attributes such as gender, race, ethnicity, cultural and social backgrounds, and other personal attributes referred to in our Board Diversity & Inclusion Policy above, when undertaking these activities.</p>
<p>➔ Considering a wide and gender-balanced pool of candidates for appointment to the Board</p>	<p>Executive search firms are engaged to support Board and Management Board succession planning where applicable and are required to provide gender-balanced shortlists of candidates. Succession planning for Executive Directors and Management Board members takes into account potential internal candidates from across the Group and potential external candidates.</p>
<p>➔ Maintain at least 40% representation of women on the Board</p>	<p>The representation of women on the Board was 45% as at 31 December 2023 (2022: 36%). At the close of the 2024 AGM, it is anticipated that women will represent 45% of the Board, increasing to 50% from 1 May 2024.</p>
<p>➔ At least one of the following senior positions on the Board to be held by a woman: Chair; Senior Independent Director; Chief Executive; Chief Financial Officer</p>	<p>The role of Senior Independent Director is currently held by Sue Farr. Sue was appointed as Senior Independent Director with effect from 1 August 2022. At the close of the 2024 AGM, Holly Keller Koepfel will be appointed as Senior Independent Director (subject to re-election).</p> <p>Other senior positions on the Board are held by Luc Jobin (Chair) and Tadeu Marroco (Chief Executive). Javed Iqbal currently holds the role of Interim Finance Director but is not a member of the Board. From 1 May 2024, the senior Board position of Chief Financial Officer will be held by Soraya Benchikh, accordingly it is anticipated that a total of two of the four senior positions on the Board will be held by women from 1 May 2024.</p>
<p>➔ At least one Director of a minority ethnic background on the Board³</p>	<p>As at 31 December 2023, the representation of ethnic minority backgrounds on the Board was 27% (2022: 27%).</p>
<p>➔ Giving preference, where appropriate, to engagement of executive search firms accredited under the Standard and Enhanced Code of Conduct for Executive Search Firms</p>	<p>At the close of the 2024 AGM, it is anticipated that the representation of ethnic minority backgrounds on the Board will be 33%. The Board complies with the recommendations on ethnic diversity made by the UK Parker Review.</p> <p>Where executive search firms are engaged to provide executive search services to support Board succession planning, preference is given to those that are accredited under the Standard and Enhanced Code of Conduct for Executive Search Firms.</p>
<p>➔ Oversight of the development of a pipeline of diverse, high-performing potential Executive Directors, Management Board members and other senior managers.</p>	<p>The representation of women on the Management Board was 7% as at 31 December 2023 (2022: 7%), anticipated to increase to 13% from 1 May 2024, following the appointment of Soraya Benchikh as Chief Financial Officer.</p> <p>Management Board succession planning takes into account the ambition to progress towards improved gender diversity. Emphasis is placed on building diverse talent pools at all levels of the organisation through recruiting, developing and retaining diverse and high-performing talent. In 2023, 50% of the Group’s external management recruits were women (2022: 47%) and women comprised 62% of our new graduate intake in 2023 (2022: 57%).</p> <p>Further information about the Group’s diversity and inclusion agenda is set out on pages 88 to 91.</p>

Notes on Board Diversity & Inclusion Policy Objectives:

1. The principal committees of the Board comprise the Audit, Remuneration and Nominations Committees.
2. The Management Board is the executive level committee of the Group.
3. Applying UK Office for National Statistics ethnicity categories of: Asian; Black; Mixed/Multiple Ethnic Groups; Other Ethnic Group, in alignment with the UK Listing Rules.

Composition, Succession, Evaluation

Nominations Committee

Continued

Reporting in alignment with UK Listing Rules provisions on diversity and inclusion

We report our Board and executive management diversity data as at 31 December 2023 in accordance with the UK Listing Rules disclosure requirements and our progress in meeting the UK Listing Rules board diversity targets.

As at 31 December 2023, one of the three senior positions on the Board was held by a woman, Directors from an ethnic minority background represented 27% of the Board and the representation of women on the Board was 45% (this remains the case as at the date of this Annual Report and Form 20-F).

The representation of women on the Board currently meets the UK Listing Rules target of 40%. It is anticipated that the representation of women on the Board will remain at 45% at the close of the 2024 AGM (following Sue Farr and Dimitri Panayotopoulos stepping down from the Board) and will increase to 50% from 1 May 2024 following the appointment of Soraya Benchikh as Chief Financial Officer. It is further anticipated that a total of two of the four senior positions on the Board will be held by women from 1 May 2024.

The Board is committed to continued enhancement of its diversity, supported by the succession planning activities conducted by the Nominations Committee, discussed on pages 155 to 156.

Gender Representation: Board & Executive Management as at 31 December 2023

	Number of Board members	Percentage of the Board	Number of senior positions on the Board (CEO, CFO ¹ , SID and Chair)	Number in executive management ²	Percentage of executive management ²
Men	6	55 %	2	13	87 %
Women	5	45 %	1	2	13 %
Not specified/prefer not to say	—	—	—	—	—

Ethnic Background: Board & Executive Management as at 31 December 2023

	Number of Board members	Percentage of the Board	Number of senior positions on the Board (CEO, CFO ¹ , SID and Chair)	Number in executive management ²	Percentage of executive management ²
White British or other White (including minority-white groups)	8	73 %	2	10	67 %
Mixed/Multiple Ethnic Groups	—	—	—	—	—
Asian/Asian British	1	9 %	—	2	13 %
Black/African/Caribbean/Black British	1	9 %	—	—	—
Other ethnic group, including Arab	1	9 %	1	3	20 %
Not specified/prefer not to say	—	—	—	—	—

Notes:

- The role of Interim Finance Director (equivalent to CFO) is not currently an Executive Director role on the Board.
- Executive management includes the Management Board (most senior executive body below the Board) and the Company Secretary, excluding administrative and support staff, as defined by the UK Listing Rules.

Approach to data collection

Gender and ethnicity data relating to the Board, Management Board and Company Secretary is collected on an annual basis applying a standardised process managed by the Company Secretary.

Each Board member, Management Board member and the Company Secretary is requested to complete a standard form questionnaire on a strictly confidential and voluntary basis, through which the individual self-reports their ethnicity and gender identity (or specifies they do not wish to report such data).

Consent is provided for data collection and processing of that data in accordance with the applicable privacy notice set out in the questionnaire and in accordance with the Group Data Privacy Procedure.

The criteria of the standard form questionnaire are fully aligned to the definitions specified in the UK Listing Rules, with individuals requested to specify:

(1) Self-reported gender identity. Selection from [a] male; [b] female; [c] other category/please specify; [d] not specified (due to local data privacy laws); or [e] prefer not to say.

(2) Self-reported ethnic background (classifications as designated by the UK Office of National Statistics). Selection from: [a] White British or other White; [b] Mixed or Multiple Ethnic Groups; [c] Asian or Asian British; [d] Black; [e] Other Ethnic Group/please specify [f] not specified (due to local data privacy laws); or [g] prefer not to say.

For the 2023 data collection process, the standard form questionnaire included further guidance to participants in respect of the category 'Other Ethnic Group' following publication of the 2021 census ethnicity data by the UK Office of National Statistics.

This approach to data collection is consistently applied across all members of the Board, Management Board and Company Secretary in relation to the collection and reporting of their gender and ethnicity data in this Annual Report and Form 20-F.

Audit, Risk, Internal Control

Audit Committee

Over the first half of 2023, the Committee led a rigorous audit tender process, which resulted in the Board's approval of our recommendation to appoint KPMG LLP as external auditors for financial year 2025.

Holly Keller Koepfel
Audit Committee Chair

**Audit Committee
Current Members**

Holly Keller Koepfel (Chair)

Karen Guerra

Véronique Laury

Darrell Thomas

Introduction

On behalf of the Audit Committee, I am pleased to introduce our report discussing the Committee's role and responsibilities and our activities during 2023.

At the start of the year, we commenced planning for the competitive tender of the Group's external audit for the 2025 financial year. Over the first half of 2023, the Committee led a rigorous audit tender process, which resulted in the Board's approval of our recommendation to appoint KPMG LLP as external auditors for financial year 2025. This proposal will be presented to shareholders at the Annual General Meeting in 2025. Our report on the external audit tender process and the objective decision criteria applied by the Committee is set out at page 167.

Our risk management and internal controls framework has been another key focus for the Committee in 2023. Our oversight in this area included a robust review of risks across our Group register and emerging risks for the Group.

We identified two new Principal Risks to the Group during the year; cyber security, taking into account the evolving complexity of the cyber-threat environment and supply chain disruption in view of the macro-economic and geopolitical environment and the complexity of the Group's New Categories supply chain.

The Committee has monitored progress in the Group's business integrity and compliance programme through the year, with emphasis on our framework for compliance with international sanctions which rapidly escalated as a consequence of the ongoing conflict between Russia and Ukraine.

We have also addressed a series of important accounting judgements in 2023, including the complex treatment applicable to the sale of the Group's businesses in Russia and Belarus and analysis of the carrying value of goodwill and intangible assets in the U.S.

Alongside these activities, the Committee has overseen the continued development of our sustainability reporting framework, including updates to the Group's Double Materiality Assessment conducted in 2022 and introduction of further climate scenario analysis into our TCFD risk assessment.

We work to ensure that our reporting is aligned to the expectations of our stakeholders and that we are ready to adapt to significant regulatory change expected to impact on sustainability reporting. Looking ahead, the Committee has endorsed an extensive programme to develop our assurance and reporting structures to facilitate future reporting in alignment with anticipated regulatory requirements including the EU Corporate Sustainability Reporting Directive.

Role

As set out in its terms of reference, the Audit Committee monitors and reviews:

- integrity of the Group's financial statements and any formal announcements relating to the Company's performance, considering any significant financial reporting issues, significant judgements and estimates reflected in them, before their submission to the Board;
- consistency of the Group's accounting policies;
- effectiveness of, and makes recommendations to the Board on, the Group's accounting, financial controls, auditing matters and business risk management systems;
- effectiveness of the Group's internal audit function;
- independence, performance, effectiveness and objectivity of the Company's external auditors, makes recommendations to the Board as to their reappointment (or for a tender of audit services where appropriate), and approves their terms of engagement and the level of audit, audit-related and non-audit fees; and
- assurance activities conducted by the external assurance provider in relation to Group reporting and scope of assurance activities, makes recommendations for their appointment, and approves their terms of engagement and fees.

Audit Committee terms of reference

The Committee's terms of reference align with the requirements of the UK Corporate Governance Code.

Revised terms of reference for the Committee were introduced with effect from 1 September 2023 to reflect changes to the structure of executive management roles.

+ For the Committee's terms of reference see www.bat.com/governance



Audit, Risk, Internal Control

Audit Committee

Continued

Key Activities in 2023

Regular work programme includes reviewing:

- the Group's annual results, half-year results, the application of accounting standards and the external auditors' reports where results are audited;
- the Group's external auditors' year-end audit, including the key audit matters, critical audit matters, assessments of materiality and the Group's control environment, and confirming the independence of the Group's external auditors;
- the basis of preparation and accounting judgements;
- adjusting items, applicable accounting treatments and the use of alternative performance measures;
- the annual programme of assessment of goodwill and intangibles impairment;
- the steps taken to validate the Group's 'going concern' assessment at half-year and year-end and agreeing on the process and steps taken to determine the Group's viability statement at year-end;
- the Group's liquidity position, including current facilities and financing needs;
- the assessment of Group viability, taking into account its current position and Principal Risks and associated stress-testing analysis, prior to review by the Board;
- significant tax matters for the Group, including rate of taxation and external developments that may impact the Group's tax position;
- the accounting applicable to post-employment benefits liabilities and assets;
- the internal processes followed for the preparation of the Annual Report and Form 20-F and confirming that the processes appropriately facilitated the preparation of an Annual Report and Form 20-F that is 'fair, balanced and understandable';
- risks to the Group, including the Group risk register, prioritisation and categorisation of Group risks, relevant mitigating factors and emerging risks to the Group (discussed on pages 121 to 128 and 162);
- oversight of management's activities to ensure ongoing compliance with the U.S. Sarbanes-Oxley Act of 2002 (SOx) (discussed on page 168);
- the Company's status as a Foreign Private Issuer for the purposes of U.S. securities laws;

- regular reports from the Group Head of Internal Audit on the internal audits of markets, business units, processes, operations and major change initiatives, management responses to internal audit findings and action plans put in place to address any issues raised;
- progress against the internal audit plan for 2023 and design of the 2024 internal audit plan;
- annual and interim reports on the Group's Delivery with Integrity compliance programme (discussed on pages 98 to 99), monitoring compliance with the SoBC, and monitoring SoBC incident reporting and the effectiveness of Speak Up channels prior to review by the Board;
- the Group's sustainability performance on an annual basis, including performance against the Group's sustainability targets, the Group's responsible marketing and youth access prevention activities (discussed on pages 96 and 97);
- external assurance activities conducted in respect of defined sustainability metrics and related information conducted by the external assurance provider and assessing the outcomes of assurance with the external provider;
- the outcomes of human rights assessments for countries in which Group companies operate that are identified to have a higher degree of exposure to human rights risks in 2023, including local compliance with Group policies, standards and controls and local measures in place to enhance human rights risk management;
- periodic reports from the Group's Corporate Audit Committee and Regional Audit and Corporate Social Responsibility Committees;
- the annual report from the Group Head of Security on security risks, losses and fraud arising during the preceding year;
- half-year and year-end reports on the Group's political contributions (discussed on page 169); and
- the Committee's effectiveness, following the annual review of the Committee's performance (discussed on pages 152 to 153).

Further specific matters considered by the Committee in relation to the financial statements:

- **Introduction of organic adjusted diluted EPS as a new non-GAAP measure for remuneration purposes:** Following completion of the sale of the Group's businesses in Russia and Belarus, the Committee assessed the impact of non-adjusting events on adjusted diluted EPS and approved the introduction of organic adjusted diluted EPS as a new non-GAAP measure for remuneration purposes (see page 173).

Attendance at meetings in 2023¹

Name	Member since	Meeting attendance ^{3,4}	
		Attended/Eligible to attend	
Holly Keller Koepfel ^{2(a),(b)}	2017		6/6
Karen Guerra ^{2(a)}	2021		6/6
Véronique Laury ^{2(a)}	2022		6/6
Darrell Thomas ^{2(a),(b)}	2020		6/6

Notes:

1. Meetings: the Committee held six meetings in 2023. Five meetings of the Committee are scheduled for 2024. Additional meetings are convened on an ad hoc basis as required during the year. In June 2023, there was one ad hoc meeting of the Committee to review proposals from candidate firms tendering to conduct the external audit for the 2025 financial year.
2. Membership: (a) all members of the Committee are independent Non-Executive Directors in accordance with the UK Corporate Governance Code 2018 Provisions 10 and 24 and applicable U.S. federal securities laws and NYSE listing standards. The Board has determined each Committee member to meet the financial literacy requirements applicable under NYSE listing standards. Each member of the Committee has recent and relevant financial experience in accordance with the UK Corporate Governance Code 2018. The Committee members as a whole have competence relevant to the sectors the Group operates in; (b) Holly Keller Koepfel and Darrell Thomas are each designated as an audit committee financial expert in accordance with applicable U.S. federal securities laws and NYSE listing standards.
3. The Finance Director attends all Committee meetings but is not a member. Other Directors may attend by invitation. The Director, Legal & General Counsel, the Group Head of Internal Audit and the external auditors generally attend all meetings of the Committee.
4. The Committee meets alone with the external auditors, and, separately with the Group Head of Internal Audit, at the end of every Committee meeting (except for the ad hoc meeting convened in June 2023 to review external audit tender proposals). The Committee also meets periodically with management.

Significant accounting judgements and estimates considered in relation to the 2023 financial statements:

The significant accounting judgements and estimates considered by the Committee in relation to the financial statements for the year ended 31 December 2023 are summarised below.

– Changes in the Group - sale of the Group's businesses in Russia and Belarus:

The Committee assessed the accounting treatment applicable to completion of the sale of the Group's businesses in Russia and Belarus, including the basis for deconsolidation of those businesses from the Group financial statements on completion of the sale, the treatment of the sale as not a discontinued operation and the recognition of impairment charges, foreign exchange charges and associated costs as non-cash adjusting items (see note 6(j) in the Notes on the Accounts).

– **Significant tax exposures for the Group:** The Committee reviewed updates on corporate tax matters and reports from the Group Head of Tax on the status of the Franked Investment Income Group Litigation Order (FI I GLO) and developments in various markets, including tax disputes in the Netherlands. The Committee concurred with management's assessments and disclosures in respect of these tax exposures (see note 10 and note 31, respectively, in the Notes on the Accounts).

– Contingent liabilities, provisions and deposits in connection with ongoing litigation:

Imperial Tobacco Canada (ITCAN): The Committee continued to monitor the status of the Canadian Companies' Creditors Arrangement Act (CCAA) proceedings under which Group subsidiary ITCAN filed for protection in 2019 following the judgment of the Quebec Court of Appeal in the Quebec Class Action lawsuits, with stays currently in place until March 2024. The Committee determined it continued to be appropriate to consolidate ITCAN's financial results in the Group financial statements whilst ITCAN continues to be subject to the CCAA proceedings. The Committee also reassessed the accounting treatment applicable to other ongoing tobacco-related litigation to which ITCAN is a defendant and confirmed that it remained appropriate to make no provision in respect of that litigation, as it is not possible to reasonably estimate the amount of any potential settlement (see note 31 in the Notes on the Accounts).

Fox and Kalamazoo Rivers: The Committee reassessed the provision in respect of the Fox River clean-up costs and related legal expenses and confirmed that the provision would continue to be retained at the prior year level, although inherent uncertainties remain (see note 24 in the Notes on the Accounts). The Committee reviewed the position in respect of the Kalamazoo River claim and assessed that no provision should be recognised on the basis set out at note 31 in the Notes on the Accounts.

Reynolds American Companies: The Committee endorsed management's approach to accounting for the Master Settlement Agreement and the Engle class-action and progeny cases as consistent with the prior year (see note 31 in the Notes on the Accounts).

DOJ Deferred Prosecution Agreement/OFAC civil settlement agreement: Following the agreement reached with the DOJ and OFAC in April 2023 to resolve previously disclosed investigations into suspicions of sanctions breaches, the Committee assessed recognition of an additional charge to reflect the total amounts payable to U.S. authorities under the settlement arrangements, having previously approved the recognition of a provision in the interim financial statements to 30 June 2022 (see note 31 in the Notes on the Accounts).

– Income and receivables related to VAT on social contributions in Brazil:

Following the conclusion of claims made by a Group subsidiary related to the calculation of VAT on social contributions made in Brazil, the Committee assessed the accounting treatment applicable to the recovery of tax credits during 2023. The Committee also considered the accounting treatment applicable to further claims relating to the calculation of tobacco excise within social contributions in Brazil and considered it appropriate to recognise the impact of those claims within adjusted income and normal operating profit (see note 17 in the Notes on the Accounts).

– **Foreign exchange and hyperinflation:** As the Group has operations in certain jurisdictions with severe currency restrictions where foreign currency is not readily available, including in hyperinflationary territories such as Venezuela, the Committee reviewed management's approach to applicable accounting treatment and confirmed that methodologies used to determine relevant exchange rates for accounting purposes were appropriate (see note 1 in the Notes on the Accounts).

– **Goodwill and intangibles impairment review:** The Committee reviewed management's assessments of the carrying value of intangibles including goodwill (see note 12 in the Notes on the Accounts), with particular focus on:

U.S. Business: Following a review of the U.S. combustibles market that recognised the post-COVID-19 performance projections, assumptions related to the potential menthol ban, growth of illicit single-use vapour products and continued macro-economic headwinds, the Committee concluded that it was appropriate to recognise an impairment charge of £23.0 billion in 2023 and to commence amortisation of the U.S. combustibles brands from 1 January 2024, over a period of between 20 and 30 years. The Committee agreed with Management that it was appropriate to assess the future value in use of the combustibles brands over the useful economic lives noted above, as compared to the indefinite-lived perpetuity calculation used in prior periods. The Committee also concluded that, due to the macro-economic headwinds and revised forecasts, an impairment charge to goodwill of £4.3 billion would also be recognised in 2023.

Imperial Tobacco Canada (ITCAN): The Committee concluded that in respect of Group subsidiary ITCAN, there was no indication of impairment to goodwill, taking into account the status of ongoing proceedings (including the CCAA process in respect of which there had been no significant developments during the year).

South Africa: The Committee concluded that in respect of the Group's South African operation, an impairment charge of £291 million was appropriate due to the lower forecast cash flows as the market has been negatively impacted by higher illicit trade and increased regulation.

– Investments in Associates - Organigram Holdings, Inc.

(OGI): Following recognition of an impairment charge against the carrying value of the Group's investment in OGI in 2022, the Committee concluded it was appropriate to recognise an additional impairment against the investment carrying value as a result of further reduction in OGI's market capitalisation.

– **Adjusting items:** The Committee conducted a thorough review of all adjusting items, including amortisation of certain brands, charges related to the completion of the sale of the Group's businesses in Russia and Belarus, the recognition of an additional charge in respect of the settlement arrangements agreed with the DOJ and OFAC and the recognition of a tobacco excise-related social contributions credit in Brazil (see note 7 in the Notes on the Accounts).

Audit, Risk, Internal Control

Audit Committee

Continued

Specific risk topics considered by the Committee included:

- current and emerging risks in relation to the Group's digital strategy and technology architecture and data management, with particular focus on digital transformation, cyber security, protection of the Group's information systems and data, and the approach to managing those risks (discussed further at pages 128 and 163 to 164);
- climate change risks and their impact on the Group, including oversight of processes in place to manage physical and transitional climate change risks, and annual reporting on the identification, assessment and management of those risks, in alignment with the TCFD framework (discussed further at pages 102 to 116 and 127);
- risks related to ESG and continued integration of ESG risks into the Group's risk register, complemented by a ESG risk register (discussed below) to ensure appropriate mechanisms are in place for longer-term identification, assessment and continued monitoring of ESG risks and to support the development of sustainability reporting in alignment with the EU Corporate Sustainability Reporting Directive (CSRD) and other recognised international standards;
- risks associated with continued exposure to interest rate changes on net finance costs arising from existing, new and refinanced debt and restricted cash in the Group and actions to mitigate those risks (discussed on page 126);
- review of the Group's Principal Risks, including identification of cyber security and supply chain disruption as new Principal Risks, and the report on the effectiveness of the Company's risk management system prior to Board assessment;
- revisions to the Group's risk appetite framework as it relates to the Group's strategic objectives, and review of emerging risks to the Group twice per year, prior to Board consideration; and
- regulatory developments in relation to international sanctions and trade restrictions and updates on the Group's Anti-Financial Crime Procedures, sanctions and supply chain controls and compliance programme.

+ For further information please refer to the Group Principal Risks on pages 121 to 128 and the Group risk factors on pages 353 to 374

Risk Management and Internal Control Overview

The Company maintains its system of risk management and internal control with a view to safeguarding shareholders' investment and the Company's assets. It is designed to identify, evaluate and manage risks that may impede the Company's objectives. It cannot, and is not designed to, eliminate them entirely. This system provides a reasonable, not absolute, assurance against material misstatement or loss. The main features of the risk management processes and system of internal control operated within the Group are described below. These have been in place throughout the year under review and remain in place to date. These do not cover associates of the Group.

Risk management

Risk registers, based on a standardised methodology, are used as appropriate at Group, functional, above-market, directly-reporting business unit (DRBU) and individual market levels to identify, assess and monitor the risks (both financial and non-financial) faced by the business at each level. Risks are assessed and prioritised at three levels by reference to their residual impact (high/medium/low) and likelihood (probable/possible/unlikely). Mitigation plans are required to be in place to manage the risks identified, and progress against those plans is monitored. The risk registers are reviewed on a regular basis. The SAP Enterprise Risk Management module is used across the Group to record and track risk management activity. This system is subject to ongoing management review to identify opportunities for increased efficiency and effectiveness.

Functional and regional risk registers are reviewed biannually by the relevant Regional Audit Committee or the Corporate Audit Committee, as appropriate. DRBU risk registers are reviewed as part of DRBU Risk and Controls meetings.

At the Group level, specific responsibility for managing each identified risk is allocated to a member of the Management Board. The Group risk register is reviewed twice yearly by the Group Risk Management Committee, a committee of senior managers chaired by the Finance Director. In addition, it is reviewed annually by the Board and twice yearly by the Committee. The Board and the Committee review changes in the status of identified risks and assess the changes in impact and likelihood. Any delayed mitigations are also presented to the Committee. In addition, the Committee conducts detailed reviews on selected risks, with discussion of those risks at a more granular level with senior managers responsible for managing and mitigating them.

Board oversight

During the year, the Board considered the nature and extent of Group risks (irrespective of their impact or likelihood) which are material to the Group and the delivery of its strategic objectives (its 'risk appetite'), and the Group's framework for maintaining sound risk management and internal control systems.

As part of the Board's assessment of risks faced by the Group, the Board considered the material climate-related risks and opportunities for the Group (discussed in the context of our TCFD reporting on pages 102 to 116). Climate change and circular economy is maintained as a Principal Risk to the Group, recognising the Group's existing commitments in relation to climate change and circular economy matters and mitigation of associated risks.

In 2023, two new risks were identified as Principal Risks to the Group; cyber security, reflecting the heightened risks presented by an evolving cyber-threat environment, increased digital interaction with consumers and changes to the regulatory landscape; and supply chain disruption, taking into account the macro-economic and geopolitical environment and complex nature of the New Categories supply chain.

Risk appetite is reviewed annually by the Board to ensure that it is appropriate. Alongside a robust assessment of the Principal Risks and uncertainties facing the Group (including those that would threaten its business model, future performance, solvency, liquidity and viability), the Board also considers emerging risks which may challenge the Group's ability to achieve its strategic objectives in the future. Each emerging risk is assessed by the Board on its potential impact and likelihood and, where applicable, incorporated into the Group's risk register with appropriate mitigating activities. Emerging risks are reviewed regularly by the Committee, prior to Board assessment.

During the year, the Board maintained close oversight of the Group's response to critical external uncertainties arising, including the impact of the ongoing conflict in Ukraine. Risks are actively assessed and mitigated at Group, functional, DRBU and market levels, in compliance with international sanctions. The Board and the Committee have monitored the continued integration of ESG-related risks and associated mitigation activities into the Group's risk management framework over the year. ESG-related risks identified through the double materiality assessment conducted in 2022 were mapped and consolidated into a specific ESG risk register, to support consistent management and mitigation of ESG-related risks. The ESG risk register follows the Group's standardised risk methodology, this ensures that each risk is fully assessed and that associated mitigation activities are clearly understood, defined, recorded and reported. ESG-related risks, when rolled up to the Group risk register, form individual drivers and/or impacts to the relevant Group risk in focus. The ESG risk register also supports the business with its sustainability reporting requirements and supports the longer-term quantification of ESG risks.

With the support of the Committee, the Board conducts an annual review of the effectiveness of the Group's risk management and internal control systems. This review covers all material controls including financial, operational and compliance controls and risk management systems, with the Committee continuing to have a strong focus on cyber security, sanctions compliance and ESG-related risks. In conducting the oversight responsibilities of the Board and the Committee, both forums meet with senior management during the year to assess key judgements applied.

+ [®]The Board also considered the Group Viability Statement, see [page 129](#) [®]

+ Refer to the Group Principal Risks on [pages 121 to 128](#) and Group risk factors on [pages 353 to 374](#)

Internal controls

Group operating companies and other business units are annually required to complete a controls self-assessment, called Control Navigator, of the key controls that they are expected to have in place. Its purpose is to enable them to self-assess their internal control environment, assist them in identifying any controls that may need strengthening and support them in implementing and monitoring action plans to address control weaknesses. The Control Navigator assessment is reviewed annually to ensure that it remains relevant to the business and covers all applicable key controls. In addition, at each year-end, Group operating companies and other business units are required to:

- review their system of internal control, confirm whether it remains effective, and report on any specific control deficiencies and the action being taken to address them; and
- review and confirm that policies and procedures to promote compliance with the SoBC are fully embedded and identify any material instances of non-compliance.

The results of these reviews are reported to the relevant Regional Audit Committees or to the Corporate Audit Committee, and to the Audit Committee, to ensure that appropriate remedial action has been, or will be, taken where necessary. They are also considered by the SOx Steering Committee and the Disclosure Committee in determining management's opinion on the internal controls over financial reporting (ICFR).

Cyber Security Risk Management and Internal Controls Risk management and strategy

Cyber security is a critical aspect of the Group's business operations, as the Group relies on IDT systems and networks to conduct core activities, such as manufacturing, distribution, marketing, customer service, R&D and financial and management reporting, amongst other core activities. The Board recognises that cyber security threats could pose significant risks to the Group's business, reputation, financial condition and competitive position, and to the safety and privacy of our consumers, employees and other stakeholders.

Processes are implemented by the Group to identify, assess and manage material risks from cyber security threats. Cyber security risk assessment and identification processes are integrated into the Group's overall risk management systems and processes, which are overseen by the Board and implemented by management. The Group implements various processes to manage and mitigate the material risks from cyber security threats, including:

- implementing appropriate technical and organisational security measures, such as defensive technologies, encryption, authentication, and backup and recovery systems, to protect the confidentiality, integrity and availability of IDT systems and networks, and the data stored on or transmitted through them;
- providing regular training and awareness programmes to Group company employees and contractors on cyber security best practices and procedures, adherence to our SoBC (including cyber security and information security requirements) and other relevant standards;

- establishing and enforcing vendor management processes such as due diligence and contractual obligations to ensure that third-party service providers with access to Group IDT systems and networks, or that process or store Group data, adhere to our cyber security requirements and standards;
- developing, maintaining and testing thorough incident response and business continuity procedures to ensure that the Group can promptly detect, contain, analyse, report and recover from any potential or actual incidents and minimise their impact on our operations and stakeholders, which procedures would be triggered, as applicable, if any incident were to arise;
- engaging external assessors, consultants, auditors and other third parties as appropriate, to support cyber security risk assessment, identification and management processes and to provide independent assurance and recommendations; and
- engaging with relevant internal and external stakeholders, such as regulators, law enforcement authorities, customers and other industry stakeholders, on cyber security matters and being prepared to disclose any material cyber security risks or incidents in a timely and transparent manner, in accordance with applicable regulations if such issues were to arise.

The Group's cyber security risk assessment, identification and management processes are regularly reviewed and updated to ensure these remain effective and aligned with our business objectives, regulatory obligations and industry standards. Where applicable, feedback and lessons learned from internal and external audits, assessments and any incidents are taken into account in developing the Group's cyber security resilience. Cyber security risk management is integrated into, and follows, the Group's processes for identification of risks to the business as set out on page 162. Risks relating to cyber security are integrated into the Group risk register and are assessed according to the Group's defined impact and likelihood categories, as described on page 162. Risks to the Group associated with cyber security threats are discussed on pages 128 and 355.

Governance and oversight

The Board is responsible for the Group's strategy, including oversight of the Group's IDT and cyber security strategy, and for reviewing the effectiveness of its risk management and internal control systems. On an annual basis, the Board reviews the Group risk register, which incorporates cyber security risks (discussed on pages 128, 162 and 355). In 2023, the Board approved the updated versions of our SoBC and SCoC from 1 January 2024, which both include requirements in relation to cyber security risk management. For more information about the application of the SoBC, see page 98, and page 100 for the application of the SCoC. During the year, the Board also reviewed the Group's IDT strategy and was briefed on the cyber risk landscape by the Director, Digital & Information and external advisers.

Through the Audit Committee's terms of reference, the Board has delegated certain responsibilities to the Audit Committee, including reviewing the effectiveness of the Group's internal controls and business risk systems to ensure there is due process for the identification and management of key business risks and for monitoring the effectiveness of operational controls, reviewing the Group risk register and emerging risks, and monitoring procedures and controls for safeguarding assets including cyber security controls. The Audit Committee reviews the Group risk register twice a year and is briefed periodically on the cyber risk landscape and Group cyber resilience by the Group Chief Information Security Officer (CISO) (reporting to the Director, Digital & Information). The Audit Committee receives reports from the Corporate Audit Committee, which monitors the effectiveness of risk management and internal controls across the Group's functions and oversees the Group's cyber security risk management framework. The Corporate Audit Committee receives quarterly reports from the Group CISO on current and emerging cyber security threats to the Group, measures taken to prevent, detect and respond to those threats and efficacy of cyber security controls and incident response plans.

Audit, Risk, Internal Control

Audit Committee

Continued

The Group maintains a dedicated cyber security team, led by the Group CISO, responsible for developing and implementing the Group's cyber security strategy, standards and procedures, including to address any material incident that might arise. The Group's cyber security team has appropriate professional expertise, knowledge and experience in the field, including to identify, assess and manage cyber security risks, maintain appropriate security monitoring, incident response and business continuity procedures, and to implement those should an incident arise. All senior members of the cyber security team, including the Group CISO, hold industry certifications relevant for their roles and responsibilities, for example CISSP (Certified Information Systems Security Professional) or CISM (Certified Information Security Manager), relevant SANS certifications in cyber defence teams (such as Certified Incident Handler, Continuous Monitoring Certification, Certified Forensic Analyst), CRISC (Certified in Risk and Information Systems Control), CISA (Certified Information Systems Auditor) and/or CGEIT in governance, risk and compliance teams (Certified in the Governance of Enterprise IT). All members of the cyber security team have prior industry experience relevant to their current position. The Group CISO has over 20 years of information security experience having held multiple roles in industry, most recently as CISO for GSK's Pharmaceutical, Supply Chain and R&D divisions prior to joining the Group.

The Group's cyber security team monitors and evaluates the evolving cyber security threat landscape and conducts periodic assessments of the Group's IDT systems and networks, using various tools including vulnerability scans, penetration tests and audits, to identify and prioritise potential cyber security risks and vulnerabilities. Key outcomes of assessments and incident summaries are reported to the Director, Digital & Information, and periodically to the Audit Committee, along with recommendations for mitigating or remedying any identified risks. Any material cyber security incidents would also be reported to the Audit Committee in accordance with the Group's incident response procedures, should any such incident arise.

Internal Audit function

The Group's Internal Audit function is responsible for carrying out risk-based audits of Group companies, business units, factories, global processes and major change initiatives. A separate Business Controls Team provides advice and guidance on controls to the Group's business units. The purpose, authority and responsibilities of the Group's Internal Audit function are defined by the Committee through the Group's Internal Audit Charter, which is reviewed by the Committee and refreshed on a three-year cycle. The Committee reviews the effectiveness of the Group's internal audit function annually, supported by an effectiveness review conducted periodically by an independent third party (with the last external effectiveness review conducted in 2019). The Committee considers the Internal Audit function to be effective and to have the necessary resources to fulfil its mandate.

2023 Internal Audit Plan

The Group's Internal Audit function works to a rolling audit plan, prioritising risk areas aligned to the Group's risk register. During 2023, progress against the Internal Audit plan was regularly reviewed with the Committee to enable monitoring of the ongoing effectiveness of audit work, with flexibility to augment coverage of internal audits in response to emerging risks where appropriate. In 2023, internal audits covered various markets and business units, manufacturing facilities and Leaf Operations in a range of locations and a balanced cross-section of other business activities mapped to the Group risk register, including digital infrastructure and cyber security threat detection; supply chain, route to market and IT efficiency programmes; responsible marketing and data privacy controls; and sanctions compliance procedures. Audits were conducted through balanced use of on-site and remote auditing, combining the benefits of local fieldwork and full scope coverage. Enhanced use of data analytics was embedded into audit assignments during the year to optimise efficiency, effectiveness and coverage of audits, and to deliver more insightful assurance to business units.

The Committee reviews regular summary reports provided by the Group Head of Internal Audit in respect of internal audits conducted during the year and findings from those audits, together with management feedback and agreed action plans established where areas for improvement are identified. The scope of each internal audit is assessed for SOx impact and audit of applicable SOx controls is included where relevant. Reviews of SOx controls and their effectiveness are primarily conducted by the Group's Business Controls Team. Assurance is also undertaken by the Group's external auditors, as referred to on page 168.

2024 Internal Audit Plan

The Committee has approved the 2024 Internal Audit plan and assessed its alignment with the Group's risk register to ensure robust coverage of Group risks and balanced coverage of Group activities (measured by value and volume). The design of the 2024 Internal Audit plan anticipates broader use of Internal Audit's catalogue of data analytics developed in 2023 and retains an appropriate combination of remote fieldwork and focused site visits. The plan also takes account of assurance provided by second line of defence functions, including the Group's Business Controls, Security and Business Integrity & Compliance teams.

The scope of the 2024 Internal Audit plan continues to be risk-focused, reflecting the Group's risk register and identified emerging risks. Emphasis will be placed on cyber security infrastructure, sustainability data management, sanctions and other regulatory compliance procedures and responsible marketing controls, alongside thorough coverage of core business activities, lines of defence and IT infrastructure and controls.

Regional and Corporate Audit Committee framework

The Group's Regional Audit Committee framework underpins the Audit Committee. It provides a flexible channel for the structured flow of information through the Group, with committees for each of the Group's regions and for locally-listed Group entities and specific markets where appropriate. The Regional Audit Committees are supported by Risk and Control Committees established at business unit level, and within certain Group functions where applicable. This framework ensures that significant financial, social, environmental, governance and reputational risks faced by the Group are appropriately managed and that any failings or weaknesses are identified so that remedial action may be taken. The Group's Regional Audit Committees are chaired by the Chief Executive or the Finance Director, comprise members of the Management Board and regularly attended by one or more Non-Executive Directors.

The Corporate Audit Committee focuses on the Group's risks and control environment that fall outside the regional committees' remit, such as central functions, and global programmes, processes and projects. It comprises members of the Management Board and is chaired by a Regional Director. One or more of the Non-Executive Directors also regularly attend meetings of the Corporate Audit Committee. External and internal auditors attend meetings of these committees and have private audiences with members of the committees after meetings as needed. Additionally, central, regional and individual market management, along with Internal Audit, support the Board in its role of ensuring a sound control environment.

Annual review

The Financial Reporting Council's 'Guidance on Risk Management, Internal Control and Related Financial and Business Reporting' provides guidance in relation to issues of risk and internal control management and related reporting. The Group's risk management and internal control processes, and the reports these give rise to, enable the Board and the Audit Committee to monitor risk and internal control management on a continuing basis throughout the year and to review its effectiveness at the year-end. The Board, with advice from the Committee, has completed its annual review of the effectiveness of that system for 2023. The Board is satisfied that the Group's system of risk and internal control management accords with the UK Corporate Governance Code and satisfies the requirements for internal controls over financial reporting.

External Auditors

The Committee, on behalf of the Board, is responsible for the relationship with the external auditors. KPMG LLP (KPMG) were appointed as the Company's auditors with effect from 23 March 2015, following a competitive tender process carried out in 2015. During 2023, the Committee conducted a formal tender process in respect of the external audit for the 2025 financial year, this is discussed further on pages 159 and 167.

The external auditors report to the Committee in depth on the work programme, scope and outcomes of the annual audit, including their procedures in relation to internal controls over financial reporting.

There is regular and open communication between the Committee and the external auditors and with management. The Committee reviews and discusses the external audit plan and the external auditors' assessments of management's proposed treatment of significant transactions and accounting judgements, inviting challenge and giving due consideration to points raised by the external auditors. During the year, the Committee also met independently with the external audit partner after every Committee meeting (with the exception of the ad hoc meeting convened in June 2023 to review the external audit tender proposals from candidate firms).

Outside of Committee meetings, the Committee Chair, the Finance Director, the Director, Legal & General Counsel, the Group Head of Internal Audit and the Company Secretary all meet with the external auditors regularly throughout the year to discuss relevant issues and the progress of the external audit. Any significant issues are also included on the Committee's agenda. More broadly, access to personnel and records across the Group is facilitated as required to enable the external auditors to conduct the external audit.

External auditor effectiveness

The Committee carries out an annual assessment of the external auditors, including their expertise, qualification and resources, their objectivity and independence, and the quality and effectiveness of the audit process. This assessment takes into account the Committee's interactions with, and observations of, the external auditors and a range of other factors, including:

- experience and expertise of the external auditors in their communications with the Committee;
- their mindset, objectivity and approach to challenging management's assumptions and judgements where necessary;
- the effectiveness and efficiency of the external auditors in completing the agreed external audit plan and whether that plan has been met;
- their approach to handling significant audit and accounting judgements;
- content, quality and robustness of the external auditors' reports;
- the Committee's review of the content of the external auditors' management letter, and other communications with the Committee, to assess their understanding of the business and whether recommendations have been acted on (or if not, the reasons why not acted on);
- provision by the external auditors of non-audit services, discussed below, and other matters that may impact on their independence; and
- relevant reviews and reports issued by external regulatory bodies, including the FRC and the PCAOB.

The Committee's assessment is further informed by feedback from the Group's Internal Audit function and from a survey completed by members of the Group's senior management to obtain their perspectives on the effectiveness and quality of the external auditors' work.

Audit Committees and the External Audit

Minimum Standard

The Company and its Audit Committee apply the 'Audit Committees and the External Audit: Minimum Standard' (Standard), published by the FRC in May 2023.

This Annual Report and Form 20-F, and particularly this Audit Committee report, sets out how the Standard has been applied during the year. Pages noted below refer to specific discussion relevant to the application of the Standard in this Annual Report and Form 20-F.

Responsibilities

The Committee's responsibilities are set out in its terms of reference, available at www.bat.com/governance. An overview of the Committee's responsibilities is provided at page 159 and the Committee's work programme for the year is discussed at page 160.

The Chair of the Committee provides a briefing to the Board following each Committee meeting covering the Committee's activities, including how it has undertaken its responsibilities in relation to the external audit.

The annual investor engagement programme provides a range of opportunities for shareholders to engage with the Company on governance topics, including the scope of the external audit. The Chair and other members of the Committee are available to meet with major shareholders on request. There were no requests from shareholders in 2023 for any specific matters to be covered in the audit.

Tendering

How the Committee has carried out its responsibilities in relation to the external audit tender process for the 2025 financial year is discussed on page 167, with details of the criteria used to make the selection and the process followed.

All members of the Committee were involved throughout the external audit tender process conducted during the year.

Oversight of auditors and audit

The Committee is responsible for overseeing and assessing the external audit and the external auditors. The Committee's approach to reviewing the effectiveness of the external audit process and the external auditors' independence and objectivity is discussed at page 165. The Group maintains an Auditor Independence Policy set out at page 166 and its application is overseen by the Committee.

The Committee has reviewed the FRC's audit quality inspection and supervision report issued in respect of KPMG in July 2023 and has discussed the findings of that report with the External Audit Partner.

Reporting

The work of the Committee during the year is set out in the Audit Committee's report, including significant issues that the Committee considered in relation to the financial statements at page 161. An explanation of the application of the Group's accounting policies is provided in the Notes on the Accounts at pages 215 to 219.

Information about the FRC's review of the Company's Annual Report and Accounts to 31 December 2022 is set out on page 168. There were no other regulatory inspections in relation to the Company's financial statements or audit for financial year 2022. Information about the limited scope review of the Company's Annual Report and Accounts to 31 December 2021 conducted by the FRC is provided in the Annual Report and Form 20-F for 2022.

The external auditors provided certain non-audit services to the Group during the year and information on how auditor independence and objectivity are safeguarded is provided on pages 165 and 166.

Audit, Risk, Internal Control

Audit Committee

Continued

There were no material issues or risks to audit quality identified through the external auditor effectiveness review in 2023. The review identified certain opportunities to introduce further efficiencies, including through more extensive use of digital tools in audit processes. Actions identified have been discussed between the external auditors and management and taken into account for planning for the following annual audit.

The Committee remains satisfied with the qualification, expertise and resources of KPMG as external auditors, that they have demonstrated an appropriate degree of objectivity and that their independence is not in any way impaired by non-audit services which they provide.

The Committee considers it is in the best interests of the Company's shareholders for KPMG to remain as external auditors for the following financial year and has recommended to the Board that KPMG are proposed for reappointment as the Company's external auditors at the 2024 AGM.

Audit Partner Rotation

The tenure of the current external audit partner, Mr Philip Smart, commenced from the start of the audit for the financial year 2021. Audit Partner rotation is implemented in accordance with the requirements of the FRC Ethical Standard and the U.S. SEC independence rules on partner rotation.

External audit fees

The Committee is responsible for approving the terms of engagement and remuneration of the external auditors and has approved KPMG's terms of engagement and level of fees for 2023.

The Committee reviews a schedule identifying the total fees for all audit and audit-related services, tax services and other non-audit services expected to be undertaken by the external auditors in the following year. Tax services and other non-audit services in excess of the thresholds in the Auditor Independence Policy must be itemised. Updated schedules are also submitted to the Committee at mid-year and year-end, so that it has full visibility of the Group spend on services provided by the Group's external auditors.

A breakdown of audit, audit-related, tax and other non-audit fees paid to KPMG firms and associates in 2023 is provided in note 6(m) in the Notes on the Accounts and is summarised as follows:

Services provided by KPMG and associates 2023		
	2023 £m	2022 £m
Audit services	20.8	20.4
Audit of defined benefit schemes	0.2	0.2
Audit-related assurance services	6.9	7.1
Total audit and audit-related services	27.9	27.7
Other assurance services	0.9	0.9
Tax advisory services	—	—
Tax compliance	—	—
Other non-audit services	—	—
Total non-audit services	0.9	0.9

Note:

In 2023, non-audit fees paid to KPMG amounted to 3.2% of the audit and audit-related assurance fees paid to them (2022: 3.2%). All audit and non-audit services provided by the external auditors in 2023 were pre-approved by the Committee.

Group Auditor Independence Policy (AIP)

The Group has an established AIP, reflecting the requirements of applicable regulations, to safeguard the independence and objectivity of the Group's external auditors and to specify the approval processes for the engagement of the Group's external auditors to provide audit, audit-related and other non-audit services. The key principle of the AIP is that the Group's external auditors may only be engaged to provide services where the provision of those services does not impair auditor independence and objectivity.

The Committee recognises that using the external auditors to provide services can be beneficial given their detailed knowledge of our business. However, the AIP does not permit the Committee to delegate its responsibilities to the external auditors and the external auditors are only permitted to provide audit, audit-related and non-audit services in accordance with the AIP. The AIP does not permit the external auditors to maintain a financial, employment or business relationship with any Group company, or provide services to any Group company, which:

- creates a mutual or conflicting interest with any Group company;
- places the external auditors in the position of auditing their own work;
- results in the external auditors acting as a manager or employee of any Group company; or
- places the external auditor in the position of advocate for any Group company.

Audit services are approved in advance by the Committee on the basis of an annual engagement letter and the scope of audit services is agreed by the Committee with the external auditors.

Subject to the restrictions specified in the AIP, the external auditors may also provide certain non-audit services with the prior approval of the Committee. The requirement for the Committee's pre-approval of non-audit services may be waived only if the aggregate amount of all non-audit services provided is less than 5% of the total amount paid to the external auditors during the reporting year, where those services were not recognised to be non-audit services at the time of engagement, and provided those services are promptly brought to the attention of the Committee and their provision is approved prior to completion of the audit in the relevant reporting year.

The provision of permitted non-audit services must be put to tender if expected spend exceeds limits specified in the AIP, unless a waiver of this requirement, in accordance with the terms of the AIP, is agreed by the Finance Director and notified to the Committee. The AIP:

- requires Committee pre-approval for all audit, audit-related and other non-audit services, except in respect of non-audit services falling within the exceptions described above;
- prohibits the provision of certain types of services by the external auditors, including those with contingent fee arrangements, expert services unrelated to audit and other services prohibited by U.S. securities laws and the PCAOB;
- prohibits the Chief Executive, Finance Director, Group Financial Controller and Group Chief Accountant (or any person serving in an equivalent position) from having been employed by the external auditors in any capacity in connection with the Group audit for two years before initiation of an audit;
- specifies requirements in respect of audit partner rotation, including for both the lead and the concurring external audit partners to rotate off the Group audit engagement at least every five years, and not to recommence provision of audit or audit-related services to the Group for a further five years; and
- provides authority for the Committee to oversee any allegations of improper influence, coercion, manipulation or purposeful misleading in connection with any external audit, and to review any issues arising in the course of engagement with the external auditors.

Spotlight

External auditor tender for financial year 2025

As part of the Company's Full-Year 2022 Preliminary Announcement issued in February 2023, it was announced that the Committee had commenced planning for a competitive tender process in respect of the external audit for the 2025 financial year, in compliance with applicable regulations.

In 2023, the Committee led a thorough competitive tender process, supported by the Group Head of Internal Audit and other members of senior management, taking into account the FRC's guidelines on audit tenders throughout the process.

The timetable for the tender process was designed to permit sufficient time to enable any new auditor firm to fully prepare to assume responsibility for a complex, international audit across the Group and to plan for an orderly transition of non-audit services if there were to be a change of auditor. This approach facilitated engagement with the widest available range of potential candidate firms.

The overarching objective of the tender process was to appoint the firm that would provide the highest quality, most effective and efficient audit. Objective decision criteria were set by the Committee, designed to support this overarching objective.

Overview: Qualitative decision criteria**Audit quality**

- Technical expertise, experience and effectiveness of the firm and proposed team, including geographical coverage and capabilities; quality methodology; approach to SOx procedures.
- Approach to achieving (where applicable) and maintaining independence.
- Future capability to deliver the external audit in the context of evolving regulatory frameworks, particularly in relation to internal controls, sustainability and cyber security.
- Audit quality indicators, auditor quality record, regulator findings and actions taken in response.

Audit effectiveness

- Capabilities in areas of the audit requiring the exercise of judgement.
- Audit methodology, review processes and approach to interactions with technical review teams.
- Approach to effective use of technology and data analytics in the audit.
- Experience in transitioning comparable audits.

Audit efficiency

- Experience of driving audit efficiencies, including through the use of technology and data analytics.
- Knowledge sharing capabilities within the firm and across financial years.
- Approach to evolving the scope, process and efficiency of the audit over a projected 10-year plan.

Fees

- Whilst not a significant aspect of the decision criteria, audit fee proposals formed part of the request for proposal, including transparency of cost drivers and opportunities for cost efficiencies.

Selection process

The Committee gave careful consideration to the potential candidate firms that would be invited to tender.

As part of this initial stage of the process, the Committee Chair held meetings with a range of Audit Partners from potential candidate firms, supported by the Finance Director and the Group Head of Internal Audit, to assess interest and capability to tender for the audit with focus on geographical coverage, capability and resources to conduct a complex and international audit. At this stage in the process, due consideration was given to the capabilities of mid-tier firms to conduct the external audit.

Following review, the Committee gave approval for a request for proposal to be issued to the shortlisted candidate firms that were eligible to tender. The request for proposal was issued to candidate firms in March 2023, including full details of the objective selection criteria to be applied by the Committee.

To ensure that every candidate firm received sufficient information about the Group to adequately inform their tender proposal, each firm then attended a series of meetings, including with members of the Committee and with representatives of senior management, to discuss key topics and markets. To supplement these briefing meetings, the firms were provided with equal access to a broad range of information about the Group and the scope of its audit requirements through a data room.

The Committee reviewed the tender proposals from each of the candidate firms and considered the findings of recent FRC reports on audit quality and quality indicators in respect of each candidate firm. The Committee met in June 2023 to receive presentations from each firm, led by the proposed Audit Partner. All members of the Committee attended that meeting, all other members of the Board were also invited to attend.

Committee recommendation

Following thorough review of each of the candidate firms' proposals and presentations, the Committee was satisfied that each firm had fully participated in the tender process, had demonstrated the capability, geographical reach and capacity to act as the external auditor and, where applicable, would be able to demonstrate independence within required timeframes if selected. Accordingly, the Committee made its selection on the basis of its assessment of the relative abilities of each of the candidate firms to deliver against the objective decision criteria.

At the Board meeting in July 2023 the Committee recommended two of the candidate firms to the Board, with the Committee's preference to appoint KPMG and supporting justifications.

The Committee's recommendation was accepted by the Board and a resolution proposing the appointment of KPMG as the external auditor for financial year 2025 will be put forward to shareholders for approval at the 2025 AGM, as previously announced in the Company's Half-Year report to 30 June 2023.

UK Competition and Markets Authority Audit Order

The Company has complied with the Statutory Audit Services Order issued by the UK Competition and Markets Authority for the financial year ended 31 December 2023.

Audit, Risk, Internal Control

Audit Committee

Continued

Financial reporting controls

The Group maintains a series of policies, practices and controls in relation to the financial reporting and consolidation process, designed to address key financial reporting risks, including risks arising from changes in the business or accounting standards and to provide assurance of the completeness and accuracy of the Annual Report and Form 20-F.

A key area of focus is to assess whether the Annual Report and Form 20-F and financial statements are 'fair, balanced and understandable' in accordance with the UK Corporate Governance Code, with particular regard to:

- Fair: Consistency of reporting between the financial statements and narrative reporting of Group performance and coverage of an overall picture of the Group's performance;
- Balanced: Consistency of narrative reporting of significant accounting judgements and key matters considered by the Committee with disclosures of material judgements and uncertainties noted in the financial statements; appropriate use, prominence and explanation of primary and adjusted performance measures; and
- Understandable: Clarity and structure of the Annual Report and Form 20-F and financial statements, appropriate emphasis of key messages, and use of succinct and focused narrative with strong linkage throughout the report, to provide shareholders with the information needed to assess the Group's business, performance, strategy and financial position.

The Group Manual of Accounting Policies and Procedures sets out the Group accounting policies, its treatment of transactions and its internal reporting requirements.

The internal reporting of financial information to prepare the Group's annual and half-year financial statements is signed off by the heads of finance responsible for the Group's markets and business units. The heads of finance responsible for the Group's markets and all senior managers must also confirm annually that all information relevant to the Group audit has been provided to the Directors and that reasonable steps have been taken to ensure full disclosure in response to requests for information from the external auditors.

The Committee Chair participated in the 2023 Annual Report and Form 20-F drafting and review processes, and engaged with the Finance Director and the Group Head of Internal Audit during the drafting process.

FRC review of the Company's Annual Report and Accounts to 31 December 2022

The FRC carried out a review of the Company's Annual Report and Accounts for the year ended 31 December 2022. The FRC's correspondence with the Company in 2023 raised several queries in respect of goodwill impairment analysis, the approach to impairment of former Group businesses in Russia and Belarus and the presentation of derivatives cash flow. This review was concluded in 2023. The outcomes of the UK FRC's review were reviewed by the Committee and have been taken into account in the preparation of this Annual Report and Form 20-F for 2023, with a number of enhanced disclosures including in relation to the Group's viability statement to provide users with greater insight as to potential impacts on the Group's future operations.

The review conducted by the FRC was based solely on the Company's Annual Report and Accounts to 31 December 2022. The FRC's review does not provide any assurance that the Company's Annual Report and Accounts to 31 December 2022 are correct in all material respects; the FRC's role is to consider compliance with reporting requirements, not to verify the information provided.

External assurance of sustainability metrics and related information

Robust procedures are maintained for reporting sustainability metrics and related information for the Group in the Annual Report and Form 20-F, supported by external assurance over defined sustainability metrics and related information conducted by the external assurance provider KPMG LLP. The Committee has approved KPMG's provision of assurance services in accordance with the requirements of the Group Auditor Independence Policy.

The work of the external assurance provider is overseen by the Committee during the year. In 2023, this included review of scoping and planning activities for assurance to be conducted over sustainability metrics, monitoring progress of assurance activities against the annual work plan, review of KPMG's report on assurance over sustainability metrics and related information reported for the 2023 financial year and discussion of findings with the Assurance Partner. Sustainability metrics and related information subject to external assurance for the 2023 financial year are identified in the assurance report set out at pages 119 to 120.

As regulatory frameworks and international standards for reporting sustainability metrics and related information continue to evolve, the Committee monitors the Group's approach to external assurance of this data, and will oversee a phased adoption of an enhanced external assurance programme to align with anticipated regulatory developments applicable to future reporting years.

SOx compliance oversight

The Company is subject to certain rules and regulations of U.S. securities laws, including the U.S. Securities Exchange Act 1934 and SOx. SOx places specific responsibility on the Chief Executive and Finance Director to certify or disclose information applicable to the financial statements, disclosure controls and procedures (DCP) and internal controls over financial reporting (ICFR). This includes our Chief Executive and Finance Director giving attestations in respect of ICFR effectiveness under §404 of SOx.

The Committee has oversight of processes established to ensure full and ongoing compliance with applicable U.S. securities laws, including SOx. Two committees provided assurance during 2023 with regard to applicable SOx certifications. The Disclosure Committee reviews the Company's financial statements for appropriate disclosure, designs and maintains DCPs, and reports to, and is subject to the oversight of, the Chief Executive and the Finance Director.

A sub-committee of the Disclosure Committee, the SOx Steering Committee, provides assurance that ICFR have been designed, and are being operated, implemented, evaluated and disclosed appropriately, in accordance with applicable requirements and subject to the oversight of the Chief Executive and Finance Director. The activities of this sub-committee are directly reported to the Disclosure Committee. The outputs from the Disclosure Committee and SOx Steering Committee were presented to and reviewed by the Committee.

No material weaknesses were identified and the Committee is satisfied that, where areas for improvement were identified, processes are in place to ensure that remedial action is taken and progress is monitored.

In 2023, the Committee also reviewed the scope of the external auditors' SOx procedures, and received reports on their progress with their independent assessment of ICFR across the Group.

Group Standards of Business Conduct

The SoBC requires all staff to act with a high degree of business integrity, comply with applicable laws and regulations, and ensure that standards are never compromised for the sake of results. All Group companies have adopted the SoBC or local equivalent.

Every Group company and all staff worldwide, including senior management and the Board, are expected to adhere to the SoBC or local equivalent. The SoBC and the Group's Delivery with Integrity compliance programme are discussed on pages 98 to 99.

The Committee is responsible for monitoring compliance with the SoBC, and reports on this to the Board. Information on compliance with the SoBC is gathered at a regional and global level and reports of SoBC allegations, including details of the channels through which allegations are reported, are provided on a regular basis to the Regional Audit Committees, Corporate Audit Committee, and to the Committee.

A breakdown of SoBC contacts and SoBC allegations reported across the Group in 2023 is set out on page 98.

+ The SoBC and information on the total number of SoBC contacts and SoBC allegations reported in 2023 (including established breaches) is available at bat.com/sobc

Speak Up

The Group maintains Speak Up channels which enable concerns regarding SoBC compliance matters, including concerns about possible improprieties in financial reporting, to be raised in confidence (and anonymously should an individual wish) without fear of reprisal.

The SoBC includes the Group's Speak Up policy, which is supplemented by local procedures throughout the Group that provide staff with further guidance on reporting matters and raising concerns, and the channels through which they can do so.

The Board periodically reviews the Group's Speak Up policy and reports arising from Speak Up channels. The Speak Up policy was revised with effect from 1 January 2024 and introduced as part of the revised SoBC (discussed on pages 98 and 148). The Board is satisfied that the Group's Speak Up policy and procedures enable proportionate and independent investigation of matters raised, and ensure that appropriate follow-up action is taken.

+ Read more about Speak Up channels and Speak Up reports on [page 98](#) and [149](#)

Code of Ethics for the Chief Executive and Senior Financial Officers

The Company has adopted a Code of Ethics applicable to the Chief Executive, the Finance Director, and other senior financial officers, as required by U.S. securities laws and NYSE listing standards. No waivers or exceptions to the Code of Ethics were granted in 2023.

Political contributions

The Group does not make contributions to UK political organisations or incur UK political expenditure.

The total amount of political contributions made to non-UK political parties in 2023 was £6,044,775 (2022: £4,576,059) as follows: Reynolds American Companies reported political contributions totalling £6,044,775 (US\$7,519,700) for the full year 2023 to U.S. political organisations and to non-federal-level political party and candidate committees in accordance with their contributions programme. No corporate contributions were made to federal candidates or party committees and all contributions were made in accordance with applicable laws. All political contributions made by Reynolds American Companies are assessed and approved in accordance with Reynolds American's policies and procedures to ensure appropriate oversight and compliance with applicable laws.

In accordance with the U.S. Federal Election Campaign Act, Reynolds American Companies continue to support an employee-operated Political Action Committee (PAC), a non-partisan committee registered with the U.S. Federal Election Commission that facilitates voluntary political donations by eligible employees of Reynolds American Companies. According to U.S. federal finance laws, the PAC is a separate segregated fund and is controlled by a governing board of individual employee-members of the PAC. In 2023, Reynolds American Companies incurred expenses, as authorised by U.S. law, in providing administrative support to the PAC.

No other political contributions were reported.

Remuneration Report

Annual Statement on Remuneration

Our current Remuneration Policy strengthens the link between remuneration and BAT's strategy: A Better Tomorrow™ and provides further alignment with shareholders and our ESG agenda.

Dimitri Panayotopoulos
Chair of the Remuneration Committee

Remuneration Committee current members

Dimitri Panayotopoulos (Chair)

Kandy Anand

Sue Farr

Murray Kessler

Serpil Timuray

Dear Shareholders,

On behalf of the Board, I am pleased to introduce our 2023 Directors' Remuneration Report. 2023 was challenging and dynamic in equal measure. We continued to accelerate our transformation in line with our strategy: A Better Tomorrow™, while navigating a challenging external environment. High inflation and slower global growth continued to impact consumers and business. Yet our revenue, adjusted profit from operations (on an organic, constant currency basis) and cash performance were resilient, thanks to the hard work and commitment of our people around the world. We are making great progress in our New Categories business in what continues to be a challenging environment, highlighting the strength and resilience of our business.

Board Succession

On 15 May 2023, Tadeu Marroco succeeded Jack Bowles as the Chief Executive who stepped down after four years in the role and 19 years with the Company. The Company has been able to appoint a new Chief Executive with an outstanding track record of developing teams to deliver our transformation. The remuneration arrangements for the outgoing and incoming Chief Executive are in line with the Directors' Remuneration Policy approved by shareholders and were disclosed at the time of the announcement.

On appointment, Tadeu's annual base salary was set at £1,343,700, a 3% reduction versus his predecessor's salary as at April 2023 (£1,385,300). The Committee believes that this salary level is representative of Tadeu's skills and experience and was appropriately positioned in market terms at the time of appointment. As a Chief Executive, Tadeu will continue to receive a pension allowance of 15% of annual base salary in line with the contribution level for the wider UK workforce, and other benefits as defined by the Directors' Remuneration Policy.

He will continue to participate in the Company's existing short-term and long-term incentive schemes in line with the Directors' Remuneration Policy.

Details related to the treatment of the outgoing Director's remuneration are described further in this report on page 184.

The Board has appointed Soraya Benchikh to the role of Chief Financial Officer and Executive Director. Soraya will join BAT from 1 May 2024. Soraya's base salary on appointment will be set at £800,000, a 5% reduction versus her predecessor's salary as at April 2023 (£843,600). Soraya's remuneration will be set in line with the Directors' Remuneration Policy. Further details are available on page 186 in this report.

Shareholder Engagement

At the 2023 Annual General Meeting, the Committee was pleased with the strong support received for our 2022 Directors' Remuneration Report (95.18% votes in favour). On behalf of the Remuneration Committee, I would like to thank shareholders and their advisory bodies for their continuous engagement and valuable input. During 2024, we will commence our next iteration of engagement as part of the review of our Directors' Remuneration Policy, which will be presented to shareholders at the 2025 Annual General Meeting. The Committee will examine whether the current remuneration policy remains appropriate in supporting the future strategic direction of BAT in delivering sustainable growth, encouraging more consumers to transition to reduced-risk products[†] and reducing the health impact of our business. We look forward to engaging with shareholders later in 2024.

Notes:

* Based on the weight of evidence and assuming a complete switch from cigarette smoking. These products are not risk free and are addictive.

† Our Vapour product Vuse (including Alto, Solo, Ciro and Vibe), and certain products, including Velo, Grizzly, Kodiak, and Camel Snus, which are sold in the U.S., are subject to FDA regulation and no reduced-risk claims will be made as to these products without agency clearance.

The 2023 Annual Report on Remuneration has been prepared in accordance with the relevant provisions of the Companies Act 2006 and as prescribed in The Large and Medium-sized Companies and Group (Accounts and Reports) (Amendment) Regulations 2013 (the UK Directors' Remuneration Report Regulations). @Where required and for the purpose of the audit conducted in accordance with International Standards on Auditing (ISA), data has been audited by KPMG and this is indicated appropriately.@

Remuneration Committee terms of reference

The Committee's terms of reference align with the UK Corporate Governance Code. Revised terms of reference were introduced with effect from 1 September 2023.

+ For the Committee's terms of reference see www.bat.com/governance

Remuneration Policy and ESG

Our Remuneration Policy has strong links with BAT's strategy, A Better Tomorrow™, providing close alignment with our ESG agenda and shareholders' interests. We have put ESG at the heart of our strategy and corporate purpose by delivering sustainable growth, encouraging more consumers to transition to reduced-risk products[†] and reducing the health impact of our business.

Our current Directors' Remuneration Policy firmly embeds ESG into our Executive Directors' remuneration through New Category performance measures which directly support our strategic aim to Build a Smokeless World. Tobacco Harm Reduction is a key component of our ESG strategy and is identified in BAT's 2023 Double Materiality Assessment (page 74) as having the greatest outward impact on society and the environment, the greatest inward impact on BAT, and the greatest financial materiality. Pay outcomes under the Short-Term Incentive (STI) and vesting outcomes from the Long-Term Incentive (LTI) awards granted from 2022 onwards provide a direct link between our strategy and ESG agenda and executive remuneration through the following measures: New Categories revenue growth and New Categories contribution. It is our intention to continue to review the alignment of executive pay with ESG and we will consider this as part of the Directors' Remuneration Policy review.

Performance and Remuneration Outcomes for 2023

The "At a Glance" section provides an overview of our financial performance and how it translates into outcomes under the STI and LTI plans, with further details provided on pages 176 and 177. After reflecting on a range of considerations as described further in this report, the Committee was satisfied that the Remuneration Policy had operated as intended during the year and confirmed that no discretion has been exercised by the Committee.

2023 Target Setting

The performance targets set by the Committee early in the year have remained unchanged throughout the 2023 performance period. 2023 target setting continued to focus on our ambition to reach £5 billion of New Category revenue and achieve New Category profitability, while delivering value through our combustibles business supported by strong cash flow generation to reduce leverage and provide flexibility to the Group.

The New Categories revenue growth targets in both the STI and LTI emphasise the importance of New Categories growth in our long-term strategy and ESG agenda. The STI measure will continue to provide focus on in-year delivery, while the LTIP measure will focus on cumulative and sustained performance over a three-year period.

In 2023, the Group finalised the sale of the Russian and Belarusian businesses. The 2023 STI targets were set excluding the Russian and Belarusian businesses, and the results were assessed on the same (organic) basis.

The 2021 LTI performance measures and targets have remained unchanged during the three-year performance period. In assessing performance results for the 2021 LTI award against the targets set at the start of the performance period, performance has been assessed excluding the Russia and Belarusian businesses disposal impact from the 2023 results. Performance in the years of 2021 and 2022 will remain as previously reported.

This approach provides a fair, balanced, and understandable measurement of the LTI outcomes by excluding material one-off events to ensure comparability period to period.

2023 Short-Term Incentive

Our 2023 performance demonstrated our continued focus on delivery against our strategic priorities, with New Categories being a greater driver of Group performance and a key performance metric of the STI and the LTI. In 2023, organic revenue growth continued (at constant rates of exchange), led by pricing and organic New Category revenue growth which increased by 21.0% to £3,312 million (at constant rates of exchange). New Categories organic contribution, improved by £363 million through volume growth, strong pricing and cost of sales productivity savings. We have outperformed the 2023 targets for this measure, which were set in relation to the original 2025 ambition, enabling the Group to accelerate progress early in this critical area of our business. Adjusted organic profit from operations (at constant rates of exchange) improved by 3.9%, driven by accelerated growth in New Categories, strong pricing, optimised resource allocation, productivity savings, and further costs saving initiatives. Cash delivery continued to be strong realising over £7.9 billion of adjusted organic cash generated from operations. Group volume share (of cigarette and HP) in key markets reduced by over 10 bps. The above performance translates into a result of 61.3% of maximum opportunity. Further details of the performance against targets for the 2023 STI measures are set out on page 176.

2021 Long-Term Incentive

In assessing performance results for the 2021 LTI award against the targets set at the start of the performance period, performance has been assessed on an organic basis for the 2023 results by excluding the Russian and Belarusian businesses disposal impact (where applicable) as described above.

The outcomes are reflected below:

- Total shareholder return (TSR) relative to peers (20%): Resulted in BAT TSR ranking 13th amongst our TSR peer group of 24 companies (page 177).
- Adjusted diluted earnings per share (EPS) (40%): We measure adjusted diluted EPS at current and constant rates of exchange (equally weighted). The three-year adjusted diluted EPS compound annual growth rate (CAGR) was 4.7% and 5.9%, at current and constant rates, respectively.
- Group revenue (20%): The three-year Group revenue CAGR was 4.1% at constant rates of exchange.
- Operating cash flow conversion rate (20%): We have continued our strong track record of cash conversion delivery, resulting in a 101.6% operating cash flow conversion ratio at current rates measured over three years.

The above performance translates into an outcome of 38.2% of maximum for the 2021 LTI.

Following evaluation of the formulaic outcomes for both the STI plan and the LTI, the Committee considered the results against the underlying performance of the Group and the experience of our shareholders. The Committee concluded that the outcomes were a fair reflection of performance delivered in what continues to be challenging and volatile market conditions and no adjustments were required. In addition, share price fluctuations are reflected throughout the Chief Executive's remuneration in the vesting and holding periods as well as individual shareholdings. The Committee also considered whether there were any potential windfall gains for the LTI award granted in March 2021 and concluded that an adjustment to the size of the awards was not warranted. More details are provided on page 177.

Corporate governance

As of 1 December 2023, the Remuneration Committee introduced a new Malus and Clawback Policy for Senior Executives that will apply to their current and future awards granted under the Company's short-term incentive (including deferral) and long-term incentive plans. This followed the U.S. Securities and Exchange Commission's adoption of final rules implementing the clawback provisions of the Dodd-Frank Act which required U.S. stock exchanges, including the NYSE, to require listed companies to adopt clawback policies that meet its requirements. This policy will operate in addition to the existing malus and clawback provisions already in place as part of the Directors' Remuneration Policy. Further details are available on page 404.

Notes:

* Based on the weight of evidence and assuming a complete switch from cigarette smoking. These products are not risk free and are addictive.

† Our Vapour product Vuse (including Alto, Solo, Ciro and Vibe), and certain products including Velo, Grizzly, Kodiak, and Camel Snus, which are sold in the U.S., are subject to FDA regulation and no reduced-risk claims will be made as to these products without agency clearance.

Remuneration Report

Annual Statement on Remuneration

Continued

Wider Workforce Context

We recognise that macro-economic factors continue to affect many of our employees. In 2023, we continued to closely monitor the workforce initiatives designed to address the difficulties that the increasing cost of living has had for our employees and made significant reward-related investments, where appropriate, to support our people, including off-cycle salary increases, targeted increases to address non-management (lower-paid) employee groups and additional interventions to support employees in high inflationary environments (including salary increases, one-off cash payments, temporary fixed allowances). These initiatives covered eight markets with an overall spend of an additional £5.9 million across c.5,000 employees. Additional budgets have been allocated by the Group in 2024 for wider workforce annual salary increases in the UK and globally.

The Committee keeps up to date with the views of our wider workforce drawing from a range of well-established engagement channels worldwide to ensure there is a robust understanding of the issues affecting the workforce globally. For more information on engagement with the wider workforce refer to page 181.

The Committee considers executive pay in this broader context, ensuring the Remuneration Policy is implemented with the desired attributes of fairness, transparency, proportionality, and alignment to broader organisational culture and societal expectations.

Living Wage

Living Wage is an ongoing area of focus for BAT. In 2023, in partnership with the Fair Wage Network (FWN) we completed a living wage assessment across our global business, covering more than 42,000 employees, which is 100% of our direct employee population in approximately 100 markets (600+ locations), and received FWN independent accreditation for all the markets included in the scope of the review. We will continue to monitor global living wage references regularly to ensure that our fair and equitable principles for wage setting are upheld.

Pay Equity

In 2023, for the third year in succession, we received an independent accreditation from Fair Pay Workplace for all markets included in the scope, demonstrating our commitment to pay equity in order to create a more equitable and inclusive workplace.

Our pay equity review covers approximately 42,000 employees in more than 100 markets from a gender perspective, and approximately 13,000 employees in 7 markets from an ethnicity perspective (approximately 30% of our global workforce).

The Group results show that men and women are paid within 1% of each other, and ethnically diverse and non-ethnically diverse groups are paid within 1% of one another for doing the same work or work of equal value. This demonstrates that our pay practices are founded on fair and consistent drivers of pay. Further information about the Group's approach to Pay Equality is described in the Diversity and Inclusion Report.

2024 salary changes

In determining the 2024 salary increase for the Chief Executive, the Remuneration Committee noted that in the UK, salary increases for the majority of employees are expected to be around 6% on average.

In addition, the Remuneration Committee also considered the underlying Company performance for the financial year and the individual contribution of the Chief Executive. Since his appointment, Tadeu has brought tremendous focus to the review and refinement of the Group's strategy, including the re-articulation of the Group's values which will be central to the delivery of our ambitions. The Management Board structure has been refreshed and an additional two key appointments, the Chief People Officer and the Chief Financial Officer, were confirmed. The long-standing commitment to sell the Russian and Belarusian businesses has been completed and the Group's transformation has continued to progress in what has been an increasingly difficult external environment.

The Committee also reviewed the market data provided by external consultants to reference the competitive positioning of the Chief Executive's total remuneration in relation to our pay comparator group and wider market. The Remuneration Committee also reviewed the impact of salary adjustments on total remuneration of the Chief Executive to ensure the overall potential quantum remains reasonable. Taking the above points into account, the Remuneration Committee decided to approve a salary increase of 3% for the Chief Executive, which is below the average level of the wider UK workforce.

Looking Ahead to 2024

The Remuneration Committee have reviewed the targets for the 2024 LTI. The Group's LTI structure and performance ranges have remained relatively stable over time, with some performance ranges such as for the EPS measures, being in place since 2013, when the combustibles business was the dominant source of Group revenue and profit performance.

The Committee discussed the importance of ensuring the performance ranges are appropriately calibrated to the Group's business model and future outlook and remain stretching for participants.

We have carefully considered internal forecasts, external market expectations for future growth, and the sensitivities attached to target ranges and decided to make some changes for the 2024 LTI compared to previous awards. While the measures remain unchanged, we have set the targets considering our internal forecasts and external market expectations for future growth, as well as the current business environment in which the Group is operating. Targets under the New Categories revenue growth and adjusted EPS growth (at constant and current rates) measures have been set lower than the targets set for the 2023 LTI to recognise the challenging environment over the forthcoming period, and targets for the adjusted operating cash flow conversion ratio have been set higher. Targets for Group revenue growth and relative TSR will remain the same as for the 2023 LTI. The Committee is confident that the targets remain suitably stretching and incentivising for participants, ensuring only maximum payout for exceptional performance.

In addition, we will review the grant price of the 2024 LTI award, taking into account previous grant prices, and review both on grant and on vesting whether there is or has been any potential for windfall gains. The Committee retains discretion to determine whether the formulaic outcome of the 2024 LTI at vesting is a fair reflection of underlying business performance and consistent with the shareholder experience over the performance period, and if not, to adjust the outcome accordingly. Further details are available on page 185.

In 2023, we continued to accelerate our transformation journey towards A Better Tomorrow™ and create value for all stakeholders. Our current Remuneration Policy drives pay for performance and provides strong alignment with the Group strategy and our ESG agenda. In 2024, we will commence our next iteration of engagement as part of the review of our Remuneration Policy, which will be presented to shareholders at the 2025 Annual General Meeting.

We hope you find this report informative. We continue to maintain an open dialogue on remuneration matters and welcome your further comments and feedback and respectfully ask for your support at the forthcoming Annual General Meeting.

Dimitri Panayotopoulos

Chair, Remuneration Committee

7 February 2024

2023 Remuneration at a Glance

Remuneration at the Group is designed to reward performance in line with the delivery of the Group's strategy, A Better Tomorrow™, and provides alignment with shareholders' expectations and our ESG agenda. In 2023, we continued to accelerate our transformation journey towards A Better Tomorrow™. The below summary highlights how our business performance translated into the remuneration of our Chief Executive.

Quality Growth

Sustainable Future

Dynamic Business

2023 Business performance highlights

+21.0%

New Categories organic revenue growth

£363m

Change in organic New Categories contribution

+3.1%

Organic revenue

101%

Organic operating cash flow conversion ratio

+3.9%

Adjusted organic profit from operations growth

STI

STI

LTI

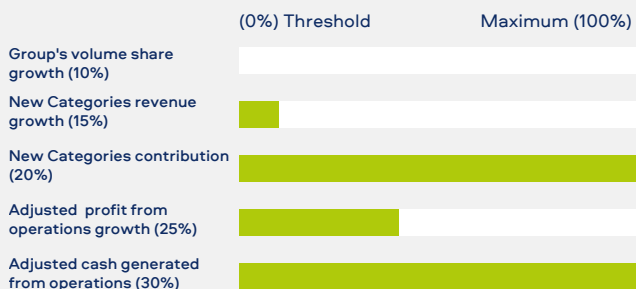
LTI

STI

Performance outcomes

STI and LTI outcomes for 2023 are shown in the charts below. Full details can be found on pages 176 and 177.

Short-Term Incentive 2023*

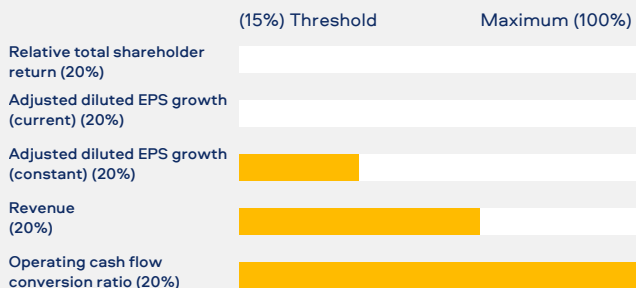


Delivery: 50% in cash and 50% in shares

Outcome as % of maximum
61.3%

Chief Executive (£'000)
£1,650

Long-Term Incentive 2021-2023**



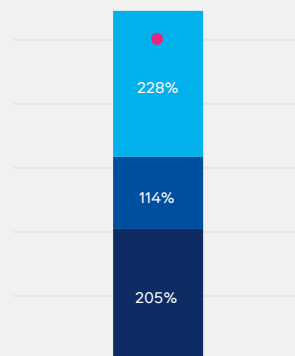
Outcome as % of maximum
38.2%

Chief Executive (£'000)
£1,371

Current Shareholding as % of salary

Chief Executive 319 %

[+ Further details on page 178](#)



Tadeu Marroco

At risk – unvested subject to performance

Unvested subject to continued employment

Ordinary Shares

Shareholding requirement: 500% of salary

- Current shareholding includes: ordinary shares owned outright and shares subject to continued employment on a net-of-tax basis (estimated).
- Shares "at risk" include unvested LTI awards subject to performance on a net-of-tax basis.

2023 Remuneration (£'000)

	Base salary	Total Remuneration
Chief Executive	£1,149	£4,588

The majority of the Chief Executive's remuneration package is made up of variable at-risk pay, linked to stretching targets that align with our strategy and shareholder value creation, and is largely delivered in shares.

Notes:

- * For the STI 2023 targets and performance have been set and assessed excluding the impact of the disposal of the Russian and Belarusian businesses from outcomes.
- ** In assessing performance results for the 2021 LTIP award against the targets set at the start of the performance period, performance has been assessed by removing the impact of the disposal of the Russian and Belarusian businesses from the 2023 results. Performance in the years of 2021 and 2022 will remain as previously reported.

Remuneration Report

Summary of Current Remuneration Policy

The Remuneration Policy was approved by shareholders at the AGM on 28 April 2022. The full Directors' Remuneration Policy is set out in the 2021 Remuneration Report contained in the Annual Report and Form 20-F for the year ended 31 December 2021 (pages 152-157), which is available at www.bat.com.

Directors' Remuneration Policy – Summary					
	Year 1	Year 2	Year 3	Year 4	Year 5
<p>Fixed Pay – Salary</p> <p>Attracts and retains high-calibre individuals to deliver the Group's long-term strategy. Salaries are reviewed annually, taking into account factors including individual performance, experience and business performance, as well as reference versus appropriate market data¹ and the approach taken for the general UK employee population.</p>	→				
<p>Fixed Pay – Pensions and Benefits</p> <p>Pension provides competitive post-retirement benefits arrangements in the form of a Defined Contribution benefit equivalent to a maximum of 15% of salary, aligned with the rate applicable to the wider UK workforce.</p> <p>Market competitive benefits are provided which are consistent with the role.</p>	→				
<p>Short-Term Incentive²</p> <p>Incentivises the attainment of corporate targets aligned to the Group's strategic objectives on an annual basis, with a deferred element to ensure alignment with shareholders' interests. The Chief Executive's on-target opportunity is 125% of salary and maximum is 250% of salary. The Chief Financial Officer's on-target opportunity will be 95% of salary and maximum is 190% of salary. Malus and Clawback provisions apply.</p>	→ 50% cash	→ 50% shares deferred for 3 years			
<p>Long-Term Incentive²</p> <p>A combination of stretching targets aligned with long-term strategy delivery that provides a balance relevant to the Group's business and market conditions as well as alignment between Executive Directors' and shareholders' interests. Awards granted under the Group's LTIP - Performance Share Plan vest after a 5-year extended vesting period from the grant date, and only to the extent that the performance conditions are satisfied at the end of the 3-year performance period, and employment continues for an additional 2-year period from the third anniversary of the grant date. Annual award of 500% of salary for the Chief Executive and 400% of salary for the Chief Financial Officer. Malus and Clawback provisions apply.</p>	→ 3-year performance period			→ 2-year holding period	
<p>Shareholding (including post-employment)</p> <p>Strengthens the long-term alignment between the interests of Executive Directors and shareholders. Executive Directors are required to hold BAT shares equal to the value of 500% of salary for the Chief Executive and 400% for the Chief Financial Officer during their service, and post-employment are required to maintain the same level of shareholding until the second anniversary of cessation of employment.</p>	→ Minimum shareholding requirement				

Notes:

1. Pay comparator peer group: Anheuser-Busch InBev, Accenture, Altria, AstraZeneca, Bayer, Coca-Cola, Colgate-Palmolive, Danone, Diageo, GlaxoSmithKline, Heineken, Imperial Brands, Johnson & Johnson, Kraft Heinz, L'Oréal, LVMH, Microsoft, Mondelēz International, Nestlé, Nike, Novartis, Procter & Gamble, PepsiCo, Philip Morris International, Reckitt Benckiser, Salesforce, Siemens and Vodafone.
2. Further details on the performance measures for the performance period ended 31 December 2023 can be found on pages 176 and 177.

Remuneration Policy and the Corporate Governance Code

When setting the Remuneration Policy, the Committee has ensured that the provision 40 disclosures from the UK Corporate Governance Code are considered, as summarised below.

Clarity and simplicity

Our Remuneration Policy provides an overall remuneration package that is transparent for our Executive Directors and shareholders alike; its simple structure has a clear and straightforward link to the delivery of the Group's long-term strategy. Principles driving fixed remuneration (salary, benefits, pension) are closely aligned with the wider workforce and variable remuneration (STI and LTI) rewards delivery of financial and strategic objectives both in the short- and long-term.

Risk

The combination of performance target setting for the STI and LTI, the inclusion of provisions for discretionary adjustments and malus and clawback provisions ensure that we remunerate our Executive Directors in accordance with high standards of governance while mitigating, as far as possible, reputational and other risks arising from remuneration that are not proportionate to outcomes.

Predictability and proportionality

There is a clear link between the operation of our short and long-term incentive plan awards and the delivery of our strategy and long-term performance. Variable remuneration at the Company accounts for between 80%-90% of an Executive Director's total remuneration, ensuring that poor performance is not rewarded.

Alignment to culture

The Remuneration Committee has worked extensively to develop a policy that closely aligns the Executive Directors to the wider workforce and rewards long-term sustainable performance. The Remuneration Committee continually reviews the Remuneration Policy, taking into account any feedback received from engagement with the wider workforce and shareholders, to ensure it is aligned to the Company's purpose and values, and promotes the long-term success of the Company. The current Remuneration Policy was approved at the 2022 AGM with 94.85% of votes in favour.

2023 Annual Report on Remuneration

The below section of the Remuneration Report sets out the Executive Directors' remuneration for the year ended 31 December 2023.

Executive Director remuneration earned in the year ended 31 December 2023 – @Audited@

£'000	Executive Directors			
	Tadeu Marroco		Jack Bowles ¹	
	2023	2022	2023	2022
Salary ²	1,149	803	495	1,326
Pension	173	121	75	199
Taxable Benefits	243	157	152	292
Other emoluments ³	2	3	—	3
Short-Term Incentives	1,650	1,186	—	2,575
Long-Term Incentives ^{4,5}	1,371	2,345	—	4,592
Total Remuneration	4,588	4,615	722	8,987
Total Fixed Pay	1,565	1,081	722	1,817
Total Variable Pay ⁶	3,023	3,534	—	7,170

Notes:

- Jack Bowles stepped down from the Board on 15 May 2023, and as such the figures shown for the 2023 financial year are for the part of the year during which Mr Bowles served on the Board. Mr Bowles did not receive any short-term incentives for the 2023 performance year and his shares granted under the 2021 LTIP lapsed on departure.
- Tadeu Marroco's 2023 salary figure reflects the increases applied during the year, i.e. it was £803,400 between 1 January and 31 March, £843,600 between 1 April and 14 May and £1,343,700 between 15 May and 31 December 2023.
- The amounts included as Other emoluments relate to the Share Reward Scheme and indicate the value of ordinary shares awarded in line with the Directors' Remuneration Policy. The Executive Directors did not receive options during the year.
- The 2021 LTI award is due to vest, by reference to performance on 29 March 2024, based on completion of the three-year performance period on 31 December 2023. The value shown is based on the average share price for the three-month period ended 31 December 2023 of 2,453p and includes accumulated notional dividends. None of the value of the award is attributable to share price appreciation. The actual value of shares to vest will be the value on 29 March 2026, when the award will fully vest after the additional two-year extended vesting period and is released to the Chief Executive.
- LTIP values shown for 2022 have been restated to reflect the actual closing BAT share price of 2,849p on the date the awards were adjusted for performance and include accumulated dividends.
- No malus or clawback occurred during the year.

The following sections provide further detail on the figures in the above table, including the underlying calculations and assumptions and the Committee's performance assessment for variable remuneration.

Salary

Salaries are normally reviewed annually in February with salary changes effective from April. In his capacity as Finance Director at the time, Tadeu Marroco's salary was increased by 5% (£803,400 to £843,600) and for Jack Bowles, in his capacity as Chief Executive at the time, salary was increased by 4.5% (£1,325,610 to £1,385,300) in April 2023. On appointment as Chief Executive, Tadeu Marroco's salary was set at £1,343,700 effective 15 May 2023, a 3% reduction versus Jack Bowles' salary as Chief Executive.

Pension

The pension values shown in the table represent company contributions of 15% of an annual base salary to the Defined Contribution arrangements in line with the contribution level for the wider UK workforce. No excess retirement benefits have been paid to, or receivable by, the Executive Directors in 2023 and neither were entitled to defined benefits pension arrangements.

£'000	Employer pension contributions
Tadeu Marroco	£173
Jack Bowles	£75

Benefits

The table below summarises the benefits provided to the Executive Directors in 2023. Where relevant, the costs include VAT and a gross-up for tax.

£'000	Car or car allowance	Health insurance	Life & Accident insurance	Tax advice	Company driver	Security ¹	Other	Total Benefits
Tadeu Marroco	£20	£12	£3	£43	£36	£7	£122	£243
Jack Bowles ²	£2	£6	£8	£34	£16	£78	£8	£152

Notes:

- Security costs relate to annual maintenance and monitoring of personal and home security systems. For Jack Bowles, it includes a one-off cost for the security system upgrade during his employment.
- Jack Bowles stepped down from the Board on 15 May 2023, and as such the figures shown are for the part of the year during which Mr Bowles served on the Board.

Remuneration Report

2023 Annual Report on Remuneration
Continued

Short-Term Incentive outcomes for the Year Ended 31 December 2023

In 2023, our performance was focused on supporting delivery against our three strategic pillars, with New Categories being a greater driver of Group performance, delivering strong alignment with our corporate purpose to build A Better Tomorrow™.

New Category performance measures directly support our strategic aim to Build a Smokeless World, reducing the health impact of our business and delivering sustainable growth through encouraging more consumers to transition to reduced-risk[†] products. Tobacco Harm Reduction is a key component of our ESG strategy and is identified in BAT's 2023 Double Materiality Assessment (page 74) as having the greatest outward impact on society and the environment, the greatest inward impact on BAT, and the greatest financial materiality. New Categories revenue growth and New Categories contribution measures provide a direct link between BAT's strategy, our ESG agenda and pay outcomes under the STI (and vesting under the LTI from 2022 awards onwards).

- **Group volume share growth (10%)** – Group volume share is based on duty-paid cigarettes and HP¹ consumables. The Group's share of key markets reduced in 2023, resulting in a 0% outcome as threshold performance for this performance measure was not achieved.
- **New Categories revenue growth (15%)** (at constant rates) – New Categories revenue growth on an organic basis increased by 21% to £3,312 million in revenue, resulting in a 1.5% outcome out of a 15% maximum for this performance measure.
- **New Categories contribution (20%)** – Measures year-on-year improvement (at constant rates) in organic New Categories Contribution in line with the Group's original break-even expectation by 2025. In 2023, New Categories losses reduced by £363 million (on organic basis), resulting in maximum outcome for this performance measure.
- **Adjusted profit from operations growth (25%)** (on an organic basis, at constant rates) – A 3.9% improvement, driven by accelerated growth in New Categories, strong pricing, optimised resource allocation, productivity savings, and further costs saving initiatives, resulting in a 9.8% outcome out of a 25% maximum for this performance measure.
- **Adjusted cash generated from operations (30%)** – Cash delivery continued to be strong, realising over £7.9 billion of adjusted organic cash generated from operations (at constant rates), achieving maximum outcome for this performance measure.

The chart below illustrates performance compared to the targets.

STI performance measures, weightings and outcomes for the year ended 31 December 2023 – @audited [®]							
Measure ^{1,2}		Weighting	Threshold (0%)	Maximum (100%)	Result	Outcome (max)	
Group's volume share growth ^{3,4}	Year on year % growth of Group share of key markets, including HP	10%	0%		6%	-10 bps	0.0% (10%)
New Categories revenue	Year on year improvement % in organic revenue from Vapour, HP and Modern Oral at constant rates	15%	20%		30%	+21.0%	1.5% (15%)
New Categories contribution	Year on year improvement in organic New Categories contribution (loss reduction vs prior year)	20%	150m		250m	£363m	20.0% (20%)
Adjusted profit from operations	Year on year % growth at constant rates of exchange (on an organic basis)	25%	3%		5.4%	+3.9%	9.8% (25%)
Adjusted cash generated from operations	Annual adjusted organic cash generated from operations (at constant rates)	30%	£6.8bn		£7.4bn	£7.9bn	30.0% (30%)
Total outcome as % of maximum							61.3% (100%)

Notes:

- For the STI, 2023 targets and performance have been set and assessed excluding the impact of disposal of the Russian and Belarusian businesses from outcomes.
- Non-GAAP measures: Organic New Categories revenue, Organic New Categories contribution, adjusted organic profit from operations and adjusted organic cash generated from operations are non-GAAP measures used by the Remuneration Committee to assess performance. Please refer to pages 335 to 349 for definitions of these measures and a reconciliation of these measures to the most directly comparable IFRS measure where applicable.
- In 2023, the definition and measurement of volume share was updated to reflect the emergence of non-tobacco heated consumables within the category.
- Group volume share is presented as a rounded movement to the nearest 10 bps. Payout is based upon the actual performance of -14 bps in 2023.

Following evaluation of the formulaic outcomes of the STI, the Committee considered the results against the underlying performance of the Group and concluded that the outcomes were a fair reflection of performance delivered in what continues to be challenging and volatile market conditions and no adjustments were required.

Under the Remuneration Policy, 50% of the annual STI will be delivered as an award of BAT shares which will be deferred for a three-year period. The 2023 STI outcome for the Chief Executive is as follows:

STI outcome for the year ended 31 December 2023									
	Base salary for 2023 (£'000)		Maximum opportunity as % of base salary ^{1,2}		STI outcome (out of 100%)		STI award achieved, (£'000) ³	50% delivered in cash	50% deferred in shares ⁴
Tadeu Marroco	£1,149	x	190%	x	61.3%	=	£1,650	£825	£825
			250%						

Notes:

- Tadeu Marroco's 2023 STI reflects the maximum opportunity as the Finance Director, which was 190% of base salary between 1 January to 14 May, and 250% of base salary as Chief Executive between 15 May and 31 December 2023.
- Jack Bowles' maximum STI opportunity was 250% of base salary, however, he did not receive any short-term incentives for the 2023 performance year following his departure on 15 May 2023, and is excluded from the table above.
- Malus and clawback provisions apply. Deferred share awards will be released in March 2027, subject to leave and malus and clawback conditions. No further performance conditions apply.

Long-Term Incentive 2021 - 2023

The LTI is designed to align participants with shareholders through making awards which are subject to stretching performance conditions. The measures below were set under the terms of our 2019 Directors' Remuneration Policy. In assessing performance results for the 2021 LTIP award against the targets set at the start of the performance period, performance has been assessed on an organic basis for the 2023 results by removing the impact of the disposal of the Russian and Belarusian businesses. Performance in the years 2021 and 2022 will remain as previously reported. This approach provides a fair, balanced, and understandable measurement of the LTI outcomes, by removing material one-off events, to ensure comparability period to period. The performance results were assessed over the three-year period from 2021 - 2023 as follows:

- **Total shareholder return (TSR) (20%):** BAT TSR ranked 13th amongst our 24 TSR peers resulting in no vesting for this measure.
- **Adjusted diluted earnings per share (EPS) (40%):** EPS growth is an important indicator that underpins the Group's ability to grow dividends. We measure EPS at current and constant rates of exchange (equally weighted). The three-year EPS compound annual growth rate (CAGR) was 4.7% and 5.9% at current and constant rates, respectively, resulting in 0% and 6% vesting for this measure.
- **Group revenue growth (20%):** The three-year Group revenue CAGR was 4.1% at constant rates of exchange, resulting in 12.2% vesting for this measure.
- **Operating cash flow conversion ratio (20%):** We have continued to demonstrate the ongoing strength of the Group in turning operating performance into cash, resulting in a 101.6% operating cash flow conversion ratio at current rates of exchange over the three years, resulting in full vesting for this measure.

The chart below illustrates performance compared to the targets.

LTI performance measures, weightings and results for year ended 31 December 2023 – [®] audited [®]						
Measure ¹		Weighting	Threshold (15%)	Maximum (100%)	Result	Outcome
Relative TSR ²	Relative to a peer group of international FMCG companies	20%	Median	UQ	13th	0.0% (20%)
EPS growth at current rates of exchange	Compound annual growth in adjusted diluted EPS measured at current rates of exchange	20%	5%	10%	4.7%	0.0% (20%)
EPS growth at constant rates of exchange	Compound annual growth in adjusted diluted EPS measured at constant rates of exchange	20%	5%	10%	5.9%	6.0% (20%)
Revenue growth	Compound annual growth measured at constant rates of exchange	20%	3%	5%	4.1%	12.2% (20%)
Operating cash flow conversion ratio	Ratio over the performance period at current rates of exchange	20%	85%	95%	101.6%	20.0% (20%)
Total vesting as % of maximum						38.2% (100%)

Notes:

- Non-GAAP measures:** Adjusted diluted EPS (at current and constant rates of exchange) and operating cash flow conversion ratio are non-GAAP measures used by the Remuneration Committee to assess performance of the 2021-2023 LTI. Please refer to pages 335 to 349 for definitions of these measures and a reconciliation of these measures to the most directly comparable IFRS measure where applicable. In assessing performance results for the 2021 LTI award against the targets set at the start of the performance period, performance has been assessed by removing the impact of the disposal of the Russian and Belarusian businesses from the 2023 results. Performance in the years of 2021 and 2022 will remain as previously reported.
- Relative TSR:** the constituents of the FMCG peer group for the 2021-2023 LTIP were: Altria Group, Anheuser-Busch InBev, Campbell Soup, Carlsberg, Coca-Cola, Colgate-Palmolive, Danone, Diageo, Heineken, Imperial Brands, Japan Tobacco, Johnson & Johnson, Kellogg, Kimberly-Clark, LVMH, Mondelēz International, Nestlé, PepsiCo, Pernod Ricard, Philip Morris International, Procter & Gamble, Reckitt Benckiser and Unilever.

Following evaluation of the formulaic outcomes for the LTI, the Committee considered the results against the underlying performance of the Group and concluded that the outcomes were a fair reflection of performance delivered in what continues to be challenging and volatile market conditions and no adjustments were required on this basis. In addition, the Committee has reviewed the grant price of the 2021 LTIP (2,794p), as well as the share price movement over the 2021 to 2023 performance period, taking into account the BAT share price on 29 December 2023 of 2,453p and was satisfied that no windfall gains have occurred and that no adjustment is required to the award. The Committee noted that the value of shares reflects the share price changes that all shareholders experience and that the value of the 2021 award is at this stage indicative. Shares will not be released to the Chief Executive until after the two-year additional extended vesting period which will end on 29 March 2026.

2021-2023 LTIP outcome [®]audited[®]

	Shares awarded ¹	Vesting %	Number of shares to vest ¹	Dividend equivalent £'000 ²	Total value to vest £'000 ³	Impact of share price change £'000 ⁴
Tadeu Marroco	115,017	38.2%	43,936	£294	£1,371	-£150

Notes:

- The 230,314 shares granted to Jack Bowles under the 2021 LTI lapsed on his departure on 15 May 2023, and so he is excluded from the table above.
- Value of the dividend equivalents accrued on the proportion of the award that is due to vest only. Dividend equivalents will be delivered as shares following the expiry of the two-year extended vesting period on 29 March 2026.
- The value of ordinary shares to vest is calculated using the average share price for the three-month period ended 31 December 2023 of 2,453p. The actual value of shares to vest will be the value on 29 March 2026, when the award fully vests and is released to the Chief Executive.
- None of the value of the award is attributable to share price appreciation and no discretion has been exercised as a result of share price appreciation or depreciation.

Remuneration Report

2023 Annual Report on Remuneration Continued

The below table details the shares awarded under the LTI and Deferred Share Bonus Scheme (DSBS) during the 2023 financial year.

Details in relation to scheme interests granted during the year ended 31 December 2023 [®] audited [®]							
	Plan	Date of award	Shares awarded ¹	Market price at award (pence) ²	Face value £'000	Performance period ³	Date from which shares will be released
Tadeu Marroco	LTI	22 Mar 2023	108,165	2,971	3,214	2023-2025	22 Mar 2028
	DSBS ⁴	22 Mar 2023	19,960	2,971	593	n/a	22 Mar 2026
Jack Bowles ⁵	LTI	22 Mar 2023	223,091	2,971	6,628	—	—
	DSBS ⁴	22 Mar 2023	43,335	2,971	1,287	n/a	22 Mar 2026

Notes:

- Shares awarded represents potential maximum opportunity.
- The market price at award is the price used to determine the number of ordinary shares subject to the awards, which is calculated as the average of the closing mid-market price of an ordinary share over the three dealing days preceding the date of grant.
- The performance period for the LTI is from 1 January 2023 - 31 December 2025. Performance conditions for the LTI award can be found on page 189. The proportion of the award that will vest for achieving threshold performance is 15% of maximum opportunity and 100% of award will vest at maximum.
- DSBS awards relate to the 2022 performance as disclosed in the Annual Report and Form 20-F for the year ended 31 December 2022.
- The Remuneration Committee exercised its discretion to enable Jack Bowles to retain his DSBS awards, including the DSBS award granted in 2023. The shares granted under the 2023 LTI lapsed on departure.

Executive Directors' shareholding requirements

Executive Directors are encouraged to build up a high level of personal shareholding to ensure a continuing alignment of interests with shareholders. Executive Directors are required to hold ordinary shares equal to the value of a percentage of salary as set out in the table below. The shareholding requirement extends post-employment, such that Executive Directors will be required to maintain their shareholding requirement for a period of two years post-employment, with a sale restriction mechanism in place for this period.

If, at any time, an Executive Director does not meet the requirements of the shareholding guidelines, the individual may, generally, only sell a maximum of up to 50% of any ordinary shares vesting (after tax) under the Company share plans until the threshold required under the shareholding guidelines has been met. Waiver of compliance with guidelines is permitted with the approval of the Remuneration Committee in circumstances where a restriction on a requested share sale could cause undue hardship. No such applications were received from the Executive Directors during 2023.

Non-Executive Directors are expected to purchase shares in the Company on the open market to build up a shareholding in the Company during the term of their appointment.

Executive Directors' shareholding as at the year ended 31 December 2023 [®] audited [®]					
	No. of eligible ordinary shares held at 31 Dec 2023 ¹	Value of eligible ordinary shares held at 31 Dec 2023 ² £'000	Actual percentage (%) of base salary at 31 Dec 2023	Shareholding requirements (% of base salary 31 Dec 2023)	Compliance with shareholding requirement
Tadeu Marroco ³	186,645	4,284	319%	500%	No
Former Executive Director					
Jack Bowles ⁴	470,402	10,798	779%	500%	Yes

Notes:

- Eligibility of shares: (a) unvested ordinary shares under the DSBS, which represent deferral of earned bonus, are eligible and count towards the requirement on a net-of-tax basis; (b) unvested ordinary shares under the LTI plan are not eligible and do not count towards the requirement during the performance period, but the estimated notional net number of ordinary shares held during the LTI plan Extended Vesting Period are eligible and will count towards the requirement; and (c) ordinary shares held in trust under the all-employee share plan are not eligible and do not count towards the shareholding requirement.
- Value of ordinary shares shown above: this is based on the closing mid-market share price on 29 December 2023 of 2,295p.
- Tadeu Marroco does not yet meet the shareholding requirement as a result of the increase in the requirement following his appointment as the Chief Executive on 15 May 2023, the increase in Mr Marroco's salary, and BAT share price movements at the end of 2023. As such, Mr Marroco may only sell a maximum of up to 50% of any ordinary shares vesting (after tax) under the Company share plans until he has met the threshold shareholding requirement unless a waiver is granted by the Committee.
- Jack Bowles' shareholding is at the time of departure (15 May 2023). Included within the number of eligible ordinary shares held at 15 May 2023 are 213,279 shares which have been pledged as security against a personal bank loan by Mr Bowles. The legal title of the shares is not affected by the security arrangement. Jack Bowles remains subject to a two-year post-employment shareholding requirement of 500% of salary.

Remuneration in the context of the wider workforce

The Group's remuneration policies and practices are founded on a high degree of alignment and consistency across the organisation. Accordingly, remuneration for senior management is determined considering the remuneration principles that apply to the Executive Directors, and similar principles also form the basis of the remuneration arrangements for the wider workforce.

The reward strategy for all employees is built around and designed to deliver the following objectives:

- Attract, retain and engage a diverse talent pool for competitive advantage
- Offer a reward that is externally competitive and internally equitable as well as being commercially sustainable
- Alignment with short-term and long-term shareholder interests

The key difference between Executive Directors' remuneration and the wider employee population is the increased emphasis on long-term performance in respect of Executive Directors, with a greater percentage of their total remuneration being performance-related and delivered in BAT shares. This includes an additional two-year extended vesting period on LTI, and post-employment shareholding requirements which do not apply to other employees.

The table below summarises the remuneration structure for the wider workforce.

Element	Wider workforce remuneration
Salary	<ul style="list-style-type: none"> – Salary ranges across all grades are set by reference to external market data, and individual positioning within the set salary ranges will depend on level of experience, responsibility and individual performance – A globally consistent Pay Comparator Group, derived from the peer group used by the Remuneration Committee for executive pay benchmarking, is utilised across all levels of the organisation for pay benchmarking purposes, with an appropriate level of flexibility provided to the other employing entities
Pension & Benefits	<ul style="list-style-type: none"> – Retirement benefits and other benefit arrangements are provided to employees based on and to reflect local market practice – Company pension contribution rates for Executive Directors and the wider UK workforce are aligned
Short-Term Incentive	<ul style="list-style-type: none"> – Our International Executive Incentive Scheme (IEIS) is operated consistently across the organisation and has more than 1,600 employees participating. It is designed to reward employees for the delivery of financial, strategic and operational targets – IEIS is globally aligned for all managers in senior management roles, including Executive Directors, with a portion of any award receivable deferred in BAT shares for three years and the remaining portion delivered in cash. Both cash and deferred share awards are subject to malus and clawback. Approximately 1,400 employees globally participate in the deferred share plan – Corporate annual bonus plans are in operation for employees in corporate functions designed to mirror the basic construct of the IEIS and with performance metrics which align with the IEIS – Functional incentive schemes are in operation in non-corporate functions with functional performance metrics incorporated to ensure line of sight for participants
Long-Term Incentives	<ul style="list-style-type: none"> – The Group operates two globally aligned discretionary LTI plans designed to reward and retain our senior talent while incentivising long-term business results and shareholder value creation, aligning interests of our senior leaders with those of shareholders – Performance Share Plan (PSP) awards are granted to the Group's most senior leaders (circa 150), including the Management Board, which are subject to the same performance measures and three-year performance period as for the Executive Directors. Executive Directors' awards are also subject to the additional 2-year extended vesting period – Restricted Share Plan (RSP) awards are granted to circa 1,000 Senior Leaders globally and are subject to continuous employment conditions during the three-year vesting period. The Executive Directors do not participate in the RSP – Discretionary share awards are subject to malus and clawback for all participants
All-employee share schemes	<ul style="list-style-type: none"> – Our all-employee share schemes are key to fostering a culture of ownership amongst our employees. In the UK, all employees (circa 2,300) are eligible to participate in the Company's all-employee share schemes, Partnership Share Scheme and Share Reward Scheme under our UK Share Incentive Plan, and the Sharesave Scheme. Similar plans are also offered in Germany and Belgium

Process for setting Executive Directors' remuneration

The Remuneration Committee considers the budgeted salary increases for the UK-based employee population, the guidance given to managers on the range of salary increases and other remuneration arrangements and employment conditions for all UK-based employees when determining remuneration for the Executive Directors.

It is expected that salary reviews for the Executive Directors will be in line with the approach taken for the general UK employee population, except in exceptional circumstances, such as where a recently appointed Executive Director's salary is increased to reflect his or her growth in the role over time or where significant additional responsibilities are added to the role.

As a key principle, management provides the Remuneration Committee with visibility of the potential impact of proposed changes to the Executive Directors' Remuneration Policy on the wider employee population.

Remuneration Report

2023 Annual Report on Remuneration Continued

Pay Equality at a glance

The intention of our Pay Equality Reporting is to complement the Group's focus on gender balance, and diversity and inclusion, as part of the Group's Diversity & Inclusion (D&I) and Environmental, Social and Governance agendas. We are going beyond the requirements of the UK Regulations and voluntarily publishing additional data. Our Pay Equality Reporting suite was further expanded in 2023 to cover all of the Group's direct employees, reflecting our strong commitment to Pay Equity. Through building a more comprehensive picture of living wage, gender, ethnicity and pay, we can more accurately measure the progress we are making in advancing a diverse and inclusive culture and ensuring the delivery of fair pay across the Group.

103

Markets in scope

42,000

All direct employees

Living Wage

In early 2022, we began a partnership with the Fair Wage Network (FWN) to allow us to develop a better understanding of independently assessed living wage levels. In 2023, the Group committed to paying all our direct employees at least the applicable living wage.

In December 2023, we received independent accreditation from FWN for all our direct employees included in the scope of our living wage review. This certification confirms that we are paying all our employees fairly and in-line with the applicable living wage benchmarks, as defined by FWN. This certification also validates that the living wage analysis is being performed accurately and fairly. For more information, refer to page 89 in the Employee, Diversity and Culture section.

Spotlight

We recognise that macro-economic factors are affecting many of our employees, with rising prices being a source of financial stress. We continue to make significant reward-related investments and commitments that recognise high levels of sustainable, long-term performance in a commercially relevant and equitable way, whilst supporting the diverse needs of our employees:

- Targeted interventions in markets in consideration of macro-economic pressures (for example, inflationary allowances, salary adjustments).
- Additional salary budgets for wider workforce salary increases in the UK and globally.
- Salary budget distribution prioritised towards those most impacted by the external environment.
- Established framework for off-cycle pay increases informed by timely market data and talent dynamics.
- Updated incentives design and delivery with an increased emphasis on cash delivery.

Pay Equity

Our focus on pay equity is to ensure all employees performing the same work or work of equal value are paid fairly and that any differences in pay are for objective reasons. In December 2023, we received our third independent accreditation from the Fair Wage Workplace (FPW) for all the countries included in the scope of our pay equity audits. Certification validates that the pay equity work is being performed accurately and fairly. It also confirms our commitment to identifying and correcting underlying policies, practices, and behaviours, where required to ensure ongoing pay equity, within an agreed timeframe.

We want to be confident that our pay practices are delivering equal pay globally and that any differences in pay between employees performing equal work are for objective reasons and not related to gender or ethnicity. We are pleased to confirm that the consolidated results of our global pay equity assessment show:

- Women and men are paid within 1% of one another for doing the same work or work of equal value; and
- Ethnically diverse groups and non-ethnically diverse groups are paid within 1% of one another for doing the same work or work of equal value.

UK ethnicity pay gap: We are transparent about our ethnicity pay gaps and we are publishing them voluntarily for the third year in a row. We have encouraged our UK staff to share their ethnic backgrounds with us where they are comfortable to do so, to allow us to assess the extent of any pay gaps. Out of the 82% who have done so, 21% are from ethnically diverse backgrounds and 61% are not from ethnically diverse backgrounds. We recognise the different reporting approaches that organisations can take, such as providing disaggregated data. We have evaluated this approach but found that the size of our comparison groups does not allow for statistically robust comparisons to be made at this time. For more information, see the 2023 Diversity & Inclusion report.

Unadjusted Gender Pay Gap

For the first time in 2023, the Group has quantified and is publishing its global unadjusted gender pay gap for all its direct employees. The unadjusted salary gap refers to the overall difference in average earnings between women and men in the global workforce, without accounting for factors such as job level, experience, location, or other relevant aspects that could influence earnings. The consolidated results show a mean pay gap of 14% in favour of women. For more information, see the 2023 Diversity & Inclusion report.

Workforce engagement

The Board keeps up to date with the current views of our wider workforce and provides the workforce with information, including on how executive pay and the pay of the wider workforce are aligned, through a combination of engagement methods across multiple channels at different levels of our organisation.

Let's Talk – our all-employee virtual call	<p>In addition to the regular workforce engagement activities, in 2023, we conducted our all-employee biennial "Your Voice" survey and introduced new activities:</p> <ul style="list-style-type: none"> – Your Voice 2023: we conducted our latest Your Voice global employee survey with the results of this survey serving as a factor in shaping the reward agenda of the organisation. The employees' views from the survey were collated and presented to the Board. – Values and Culture focus groups: we have run employee global focus groups, where the Chief Executive and the Management Board sought employees' views about BAT's Core Values, what employees appreciated about our current culture and where it could be improved. – Let's Talk: we have also introduced Let's Talk, our new all-employee virtual call where employees can ask the Chief Executive and the Management Board any questions, offering an opportunity to talk freely with no scripts, no slides and no filters. These all-employee calls are designed to open a two-way, transparent dialogue directly with the Management Board and support our cultural transformation to drive a collaborative and empowering culture. <p>Feedback from these channels is collected across the Group and is independently analysed to ascertain the priority themes. The consolidated feedback and themes are reviewed by our Board each year as part of our Workforce Voice in the Boardroom programme, which gives the Board an opportunity to understand the views of our workforce, review details of the key themes identified and evaluate how we have responded. The views of our workforce are a key consideration for the Remuneration Committee when reviewing the reward priorities of the organisation.</p>
Your Voice – our global employee survey	
Speak Up channels – Global and independently managed	
Employee Focus Groups	
Town Halls	
Works Councils	
Directors' market and site visits	

There continues to be an ongoing dialogue with employees, through a variety of channels, about the Company's pay practices. Through share ownership as a result of our all-employee share schemes, our employees are invited to vote on the Directors' Remuneration Policy and Report at our Annual General Meeting in the same way as our wider shareholders.

In addition to the Workforce Voice in the Boardroom programme (discussed on page 148), the Main Board also receives updates from management on feedback received during the year where relevant to remuneration matters considered by the Remuneration Committee and takes feedback into account as applicable in determining executive remuneration. The Remuneration Committee is regularly updated on the pay principles and practices in operation across the Group and considers them in relation to the implementation of the Directors' Remuneration Policy, and in ensuring there is an appropriate degree of alignment throughout the Group. Matters considered by the Committee during 2023 included the design of the Group's incentive plans as applicable to the wider management population, including incentive opportunity levels.

Remuneration Report

2023 Annual Report on Remuneration
Continued

Other Information Relating to Executive Directors' Remuneration for the Year Ended 31 December 2023

The below table details the comparative figures for Chief Executive remuneration for the performance years 2014 to 2023.

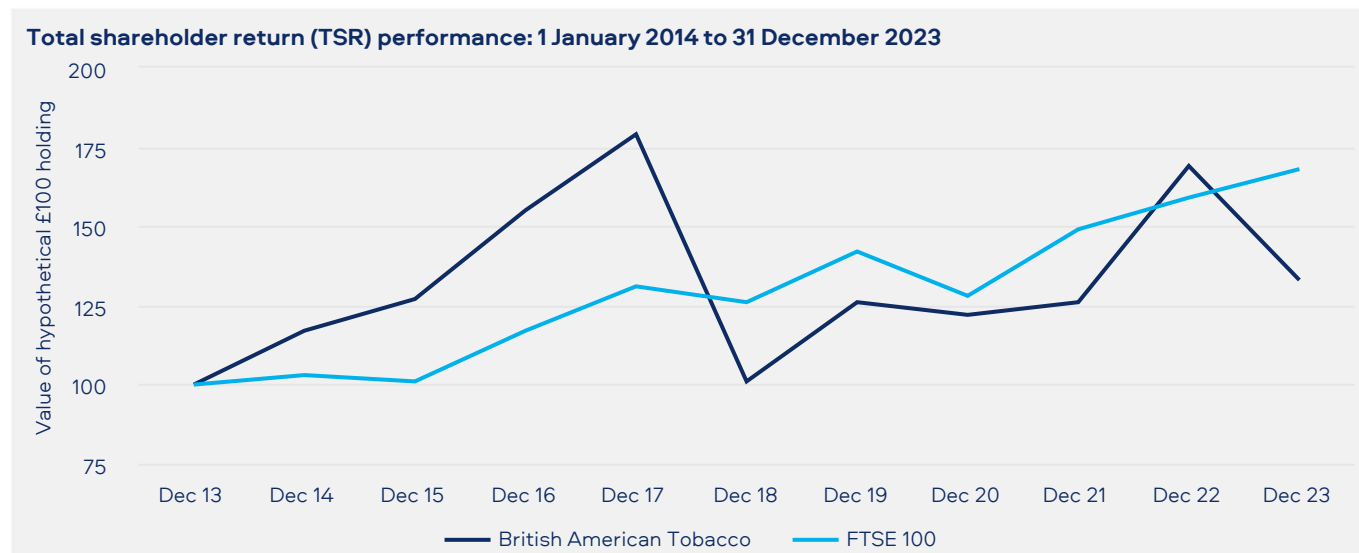
	Nicandro Durante					Jack Bowles					Tadeu Marroco	
	2014	2015	2016	2017	2018	2019 ¹	2019 ¹	2020	2021	2022 ²	2023 ³	2023 ³
Chief Executive's 'single figure' of total remuneration (£'000)	3,617	4,543	8,313	10,244	8,651	3,054	3,512	4,954	8,063	8,987	722	3,798
STI paid as % of maximum opportunity	73.2%	100.0%	100.0%	97.2%	100.0%	50.0%	96.0%	71.1%	85.7%	77.7%	—%	61.3%
LTI paid as % of maximum opportunity	—%	8.7%	46.0%	96.1%	70.5%	69.3%	69.9%	54.2%	49.1%	58.9%	—%	38.2%

Notes:

- For 2019, the 'single figure' reflects the respective periods Jack Bowles and Nicandro Durante served as Chief Executive. Nicandro Durante retired as Chief Executive on 1 April 2019. Historical data is taken from the Directors' Remuneration Reports for the relevant years and is presented (as appropriate) on the basis of the 'single figure' calculation as prescribed in the UK Directors' Remuneration Report Regulations.
- The 2022 figure has been updated to reflect the restated 2022 LTI amounts for the Chief Executive as per the single figure table on page 175.
- For 2023, the 'single figure' reflects the respective periods for which Tadeu Marroco and Jack Bowles served as Chief Executive. Jack Bowles stepped down from the Board on 15 May 2023.

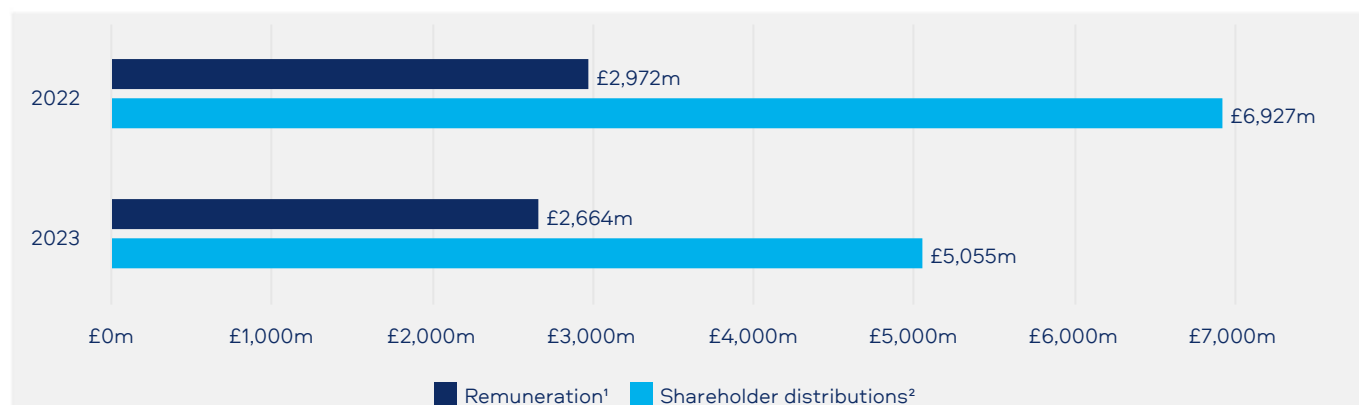
Performance graph

The graph below shows the TSR of the Company and the FTSE 100 index over the 10-year period 1 January 2014 to 31 December 2023. The chart shows the growth in value of a hypothetical £100 invested on 31 December 2013. The FTSE 100 index was selected as an appropriate comparator group by the Committee due to the Company's position within the FTSE.



Relative importance of spend on pay

The chart below sets out distributions to shareholders by way of dividends and share buy-backs, and total remuneration paid to employees for the years 2022 and 2023. In 2023, there was a 27.0% reduction in distributions to shareholders and a 10.4% reduction in total employee remuneration costs.



Notes:

- Remuneration: represents the total employee remuneration costs for the Group, set out on page 223 within note 3 in the Notes on the Accounts.
- Shareholder distributions represent the total dividends paid and share buybacks made in 2022. For 2023, the amount represents the total dividends paid in 2023. For further details please refer to page 56.

Chief Executive Pay Ratio Disclosure

The below table reflects the Chief Executive pay ratio when compared to employees at the 25th percentile, median and 75th percentile of the Group's UK workforce pay for the years 2019 - 2023. The table also includes the salary and total remuneration figures for employees at each percentile for 2023.

Year	Method	25th percentile pay ratio	Median pay ratio	75th percentile pay ratio
2023¹	Option A	85:1	51:1	23:1
2022 ²	Option A	167:1	108:1	43:1
2021	Option A	149:1	97:1	40:1
2020	Option A	103:1	66:1	29:1
2019	Option A	144:1	86:1	36:1

Employees remuneration for 2023	25th percentile	Median	75th percentile
Salary	£39,296	£61,631	£110,850
Total Remuneration ³	£53,401	£88,731	£195,708

Notes:

- The 2023 pay ratio figures are based on the prorated single figure for the Chief Executive, reflecting the respective periods for which Tadeu Marroco and Jack Bowles served in the role. Jack Bowles stepped down from the Board on 15 May 2023.
- 2022 pay ratio figures have been updated to reflect the restated 2022 LTI amounts for the Chief Executive as per the single figure on page 175.
- Total Remuneration for the employees is based on the UK employees' data as at 31 December 2023, and is calculated as far as possible on the same basis as the Chief Executive single figure calculation and includes salary, taxable benefits, short-term incentive, long-term incentive, dividends, pension benefits and any other remuneration receivable. For the purposes of this analysis, the following methodology and assumptions have been used:
 - Remuneration is annualised, where applicable, for the earnings period 1 January 2023 to 31 December 2023;
 - For all employees that are eligible for a car benefit, the applicable car allowance amounts have been used;
 - For all employees that participate in the global International Executive Incentive Scheme or equivalent corporate incentive scheme, incentive payouts are calculated based on the same metrics;
 - For all employees that participate in the UK DC scheme, Company contributions of 15% of salary have been used;
 - Employees on international assignment into and out of the UK have been included; however, assignment benefits, such as housing support, education support, home leave allowance or relocation costs, have not been included as these are not consistent with the benefits included in the Chief Executive single figure calculation, which is consistent with the approach taken last year;
 - For hourly paid employees who are not full time, total pay and benefits have been pro-rated based on full-time employee hours.

Option A uses the total full-time equivalent remuneration for all UK employees for the financial year ended 31 December 2023 and has been used to calculate the ratio as this is viewed to be the most robust and comprehensive means of assessment and is also reflective of shareholder preferences. For the Chief Executive, the total remuneration as provided in the single figure of remuneration table on page 175 has been used. The figure that has been used in the calculation of the 2023 pay ratio is a combination of remuneration data for both Mr Bowles and Mr Marroco, recognising the transition in the Group's leadership during the year.

The figures above show that there has been a significant decrease in the pay ratio across all quartiles from 2022 to 2023. The decrease is mainly attributable to the Chief Executive's lower 2021 LTIP vesting amount, which was granted to the Chief Executive in his capacity as Finance Director at the time, and a reduction in share price lowering the value of his LTI as stated in the single figure table. The majority of UK employees do not participate in a similar type of long-term incentive plan and their overall remuneration is less leveraged compared to the Chief Executive's remuneration with the variable pay opportunity accounting for 80% to 90% of total remuneration for the Chief Executive. As such the Chief Executive pay ratio is likely to continue to vary over time. Fixed remuneration remained aligned with that of the wider UK-based workforce, with the pension contribution percentage for the Chief Executive remaining aligned with the wider workforce at 15% of salary.

The Company believes the median pay ratio for 2023 reflects the diversity of our business footprint and employee population across the UK. The Group's remuneration policies and practices are founded on a high degree of alignment and consistency, with total remuneration at all levels providing competitive compensation that enables the attraction and retention of talent while also providing equitable differentiated remuneration based on grade, performance and experience. Further details on all-employee remuneration at BAT can be found on page 178.

Remuneration Report

2023 Annual Report on Remuneration
Continued**Chair and Non-Executive Directors' Remuneration for the Year Ended 31 December 2023 – @Audited@**

The following table shows the single figure of remuneration for the Chair and Non-Executive Directors in respect of qualifying services for the year ended 31 December 2023, together with comparative figures for 2022.

	Base fee £'000		Chair/Committee membership fees ¹ £'000		Taxable benefits ² £'000		Total remuneration £'000	
	2023 ³	2022 ³	2023 ³	2022 ³	2023 ³	2022 ^{3,4}	2023 ³	2022 ³
Luc Jobin (Chair) ⁵	688	670	—	—	17	12	705	682
Kandy Anand	100	85	28	24	4	4	132	113
Sue Farr	142	114	28	27	4	4	174	145
Karen Guerra	100	97	28	27	4	5	132	129
Holly Keller Koepfel ⁶	100	97	55	55	6	15	161	167
Murray Kessler (appointed 6/11/2023)	16	—	4	—	1	—	21	—
Véronique Laury	100	28	28	8	3	—	131	36
Dimitri Panayotopoulos	100	121	55	55	3	2	158	178
Darrell Thomas	100	97	28	27	4	3	132	127
Serpil Timuray (appointed 4/12/2023)	8	—	2	—	—	—	10	—
Former Non-Executive Directors								
Savio Kwan (stepped down 19/04/23)	29	97	8	27	2	3	39	127
Total	1,483	1,406	264	250	48	48	1,795	1,704

Notes:

- Committee memberships are shown, together with changes during the year, in the reports of the respective committees in the Governance sections of the Directors' Report.
- Benefits for the Chair in 2023 comprised health insurance and 'walk-in' medical services £9,300 (2022: £8,000), hotel accommodation £5,200 (2022: £3,600), and the use of a company driver. The benefits for the other Non-Executive Directors principally comprised travel-related expenses incurred in connection with individual and/or accompanied attendance at certain business functions and/or events and 'walk-in' medical services. The figures shown are grossed-up for tax (as appropriate) as, in line with the UK market, it is the normal practice for the Company to pay the tax that may be due on any benefits.
- The 2023 fees and benefits reflect the following appointment dates: Murray Kessler's appointment as a Non-Executive Director on 6 November 2023 and Serpil Timuray's appointment as a Non-Executive Director on 4 December 2023. The 2022 fees and benefits reflect the following appointment dates: Kandy Anand's appointment as a Non-Executive Director on 14 February 2022, Sue Farr's appointment as the Senior Independent Director on 1 August 2022, Véronique Laury's appointment as a Non-Executive Director on 19 September 2022. The 2022 fees also reflect Dimitri Panayotopoulos's tenure as the Senior Independent Director (May 2020 - July 2022).
- The 2022 Taxable Benefits figures were re-stated for the following directors Luc Jobin, Kandy Anand, Karen Guerra, Savio Kwan, Dimitri Panayotopoulos and Darrell Thomas. This is due to incorrect allocation of travel-related expenses as personal benefits.
- As described in the Annual Report on Remuneration for the year ended 31 December 2022, the Chair's fee was £697,000 from 1 May 2023. Luc Jobin receives a pension in respect of prior service to Imasco Limited (acquired in 2000 by the Group) and Imperial Tobacco Canada Limited, a subsidiary of BAT. In 2023, this amount was CAD\$150,228 (£88,878), in 2022: CAD\$150,228 (£94,232).
- Deferred Compensation Plan for Directors of Reynolds American Inc. (DCP): as a former outside director of Reynolds American Inc. Holly Keller Koepfel participated in the DCP under which she elected to defer payment of a portion of her Reynolds American retainers and meeting attendance fees to a Reynolds American stock account. Following the acquisition of Reynolds American by BAT, amounts deferred to a stock account (Deferred Stock Units or DSUs) mirror the performance of, and receive dividend equivalents based on, BAT American Depository Shares (ADSs). The DSUs of Holly Keller Koepfel are disclosed as a note to 'Summary of Directors' share interests'. DSUs deferred under the DCP will be paid in accordance with the terms of the DCP, section 409A of the U.S. Internal Revenue Code of 1986, as amended, and the Director's existing deferral elections.

Payments to past Directors or for loss of office @audited@

Mr Bowles stepped down from the Board on 15 May 2023. As part of the termination arrangements, Mr Bowles will be receiving payment in lieu of notice equivalent to 12 months salary (£1,385,300) in respect of his 12-month contractual notice period. Payments will be made in equal monthly instalments. Insured benefits with total value of £16,224 (comprising medical insurance and personal accident benefits) will continue to be provided to Mr Bowles until the end of the 12-month contractual notice period. Mr Bowles is not eligible for any payments for loss of office.

For the period between 15 May 2023 and 31 December 2023, the value of the payment in lieu of notice paid to Mr Bowles was £873,341, and the value of benefits provided was £21,821 (benefits include medical and personal accident insurance, tax advice from the Company's nominated advisers and home security maintenance costs). In addition, Mr Bowles received a one off payment of £109,810 which relates to overseas taxes paid by the Company in respect of his employment income in order to protect Mr Bowles to his UK tax position in line with the Company policy for the wider workforce. A capped contribution of £25,000 was made to Mr Bowles towards legal fees incurred in respect of his termination and an amount of £100 was paid in respect of post-employment covenants.

Mr Bowles has not received an annual bonus under the Company's Short Term Incentive Plan in respect of the financial year 2023 and his LTI awards granted in 2021, 2022 and 2023 have lapsed in full. Mr Bowles outstanding deferred bonus awards will be released on the original timetable, subject to malus and clawback provisions. He will also retain LTIP awards granted in 2019 and 2020, which have completed their three-year performance periods. These awards will be released following a two-year additional vesting period in March 2024 and March 2025, respectively. These awards will continue to be subject to malus and clawback provisions. At the termination date, Mr Bowles also held 1,103 shares under the BAT Share Incentive Plan, which were treated in accordance with the applicable HMRC-approved rules, and accordingly sufficient shares were sold (230 shares) to cover the applicable taxes, and the remaining 873 shares were transferred to Mr Bowles. Mr Bowles will continue to be subject to the post-employment shareholding requirement (500% of his salary on the date he stepped down from the Board) for two years following cessation of employment (to 15 May 2025). During this period, he will be required to obtain clearance to deal in the Company's shares.

From 15 May 2023, no further Company contributions were paid for Mr Bowles into the UK Defined Contribution arrangement and Unfunded Unapproved Retirement Benefits Scheme (UURBS). In line with Company policy for the UURBS, shortly after leaving, Mr Bowles received a lump sum payment of £1,455,917 in respect of his full entitlement under this Scheme which is a standard approach for employees leaving employment with the Company.

All payments made to Mr Bowles were in accordance with the Remuneration Policy. Other than as set out above, there were no payments to past Directors or for loss of office.

Remuneration policy implementation for 2024

Base Salary for 2024

The Remuneration Committee has determined the following salary for the Chief Executive.

The Remuneration Committee has considered a number of factors in determining the appropriate salary review for the Chief Executive, including: the average salary increase for the wider workforce in the UK, the contribution of the Chief Executive, and the underlying Company performance in 2023. Details of the salary of our Chief Financial Officer on appointment is set out in the next section.

Chief Executive	Base salary on appointment ¹	Base salary from 1 Apr 2024	Percentage change %
Tadeu Marroco	£1,343,700	£1,384,000	3.0%

Note:

1. On appointment, Tadeu's annual base salary was set at £1,343,700, a 3% reduction versus his predecessor's salary as at April 2023 (£1,385,300).

Pensions and Benefits

No changes have been made to the pension and benefits provision for Executive Directors, noting that the pension provision for Executive Directors has been aligned with the wider UK workforce since 2019.

Short-Term Incentive for 2024

STI opportunity levels for Executive Directors will be in line with those set out in our Directors' Remuneration Policy. STI performance measures and weightings are set out to the right.

The STI performance measures and weightings will remain unchanged for 2024. The performance measures continue to support the prioritisation of New Categories performance aligning with our transformation strategy whilst also incentivising continued strong financial performance for the Group.

Due to the commercial sensitivity of the targets, details for the year ending 31 December 2024 will be disclosed retrospectively in the Annual Report on Remuneration for the year ending 31 December 2024.

2024 STI performance measures and weightings

Volume share growth ¹ (incl. HP)	10%
New Categories revenue ²	15%
New Categories contribution ³	20%
Adjusted profit from operations	25%
Adjusted cash generated from operations ⁴	30%
Total	100%

Notes:

- Group share of key markets includes HP performance for all major markets (Japan, South Korea, Italy, Poland, Germany, Greece, Hungary, the Czech Republic and Romania).
- New Categories revenue is the revenue derived from the Vapour, HP and Modern Oral product categories. This performance measure is assessed at constant rates of exchange.
- New Categories contribution is the contribution to APFO from Vapour, HP and Modern Oral products. It is stated after deduction of directly attributable costs and allocated cross-category shared costs, before the deduction of administrative overheads and excluding the impact of adjusting items in line with the policy for APFO. The measure is assessed at constant rates of exchange.
- Net cash generated from operating activities, less net finance costs, net capital expenditure, dividends from associates and dividends paid to non-controlling interests and before cash paid/received in respect of litigation. Adjusted CGFO is measured at constant rates of exchange.

Long-Term Incentive for 2024

The Chief Executive and the Chief Financial Officer will be granted an LTIP - Performance Share Plan award equal to a maximum of 500% of salary and 400% of salary, respectively. The 2024 PSP award for the CFO will be made on appointment and will be pro-rated for time served in the role. The measures and targets for the 2024 LTIP - Performance Share awards are set out to the right. The following changes have been made to the targets in 2024:

- Operating cash flow conversion ratio range to be set at 87.5% to 97.5%, an increase to the current range to reflect our strong track record cash conversion delivery in recent years and the need to continue strong cash delivery despite expected challenges in earning levels to enable deleverage and capital allocation.
- New Categories revenue growth range will be set at 15% p.a. to 25% p.a., recognising that the previous targets reflected a lower New Categories revenue starting base, whereas New Categories revenues are now at c£3.3 billion at 31 December 2023. The new range continues to represent the Group's ambition to reach £5.0 billion New Categories revenue by 2025.
- EPS growth ranges (at current and constant rates) will be set at 2% p.a. to 6% p.a. This reflects accurately the Group's current business environment while continuing to be sufficiently stretching.
- Targets for Group revenue growth and TSR will remain unchanged.

The targets have been set having carefully considered our internal forecasts and external market expectations for future growth, as well as the current business environment in which the Group is operating. The Committee is confident that the targets remain suitably stretching and incentivising for participants, ensuring only maximum payout for exceptional performance. In addition, the Committee retains discretion to determine whether the formulaic outcome of the 2024 LTIP at vesting is a fair reflection of underlying business performance and consistent with the shareholder experience over the performance period, and if not, to adjust the outcome accordingly.

LTIP measures	Weighting	Threshold (15%)	Maximum (100%)
Relative TSR ¹	20%	Median	Upper Quartile
EPS growth (at constant and current rates of exchange)	30%	2% p.a.	6% p.a.
Revenue growth	15%	3% p.a.	5% p.a.
Growth in New Categories revenue	15%	15% p.a.	25% p.a.
Operating cash flow conversion ratio	20%	87.5%	97.5%
Total	100%		

Note:

1. The 2024 TSR peer group constituents (14 companies) are: Altria Group, Anheuser-Busch InBev, Carlsberg, Coca-Cola, Diageo, Heineken, Imperial Brands, Japan Tobacco, PepsiCo, Pernod Ricard, Philip Morris International, Procter & Gamble, Reckitt Benckiser, and Unilever.

Remuneration Report

2023 Annual Report on Remuneration

Continued

Chief Financial Officer remuneration on appointment

Soraya Benchikh has been appointed to the role of Chief Financial Officer and Executive Director and will join the BAT p.l.c. and Management Boards from 1 May 2024. Ms Benchikh's base salary on appointment was set at £800,000 per annum, a reduction of 5% versus her predecessor's salary as at April 2023 (£843,600). The Committee believes that this salary level is consistent with Soraya's skills and experience and is reasonably positioned within the BAT pay comparator group of international companies.

As CFO, Soraya will receive a pension allowance of 15% of annual base salary in line with the contribution level for the wider UK workforce, and other benefits as defined by the Directors' Remuneration Policy. She will also be eligible to participate in the Company's existing short-term and long-term incentive schemes, on a pro-rated basis for 2024, in line with the Directors' Remuneration Policy.

Conditional on Ms Benchikh commencing employment on 1 May 2024, the following replacement awards will be granted as soon as practicable after 1 May 2024. The replacement awards are intended to cover short- and long-term incentives that are lost by Ms Benchikh from her previous employer on joining BAT. In line with the Policy, the value of the replacement awards is based on an expected value (at a discount to face value where appropriate, taking into account forecast vesting) of the awards being given up. The vesting periods align fully with those being given up:

- A pro-rated cash award in the amount of £721,000 to compensate Ms Benchikh for ceasing to be eligible to receive an annual bonus for the current financial year (June year-end);
- A cash award in the amount of £450,471 and an award of BAT shares which would be immediately available with a market value equal to £247,612 to compensate Ms Benchikh for the forfeiture of restricted stock units and performance share awards which were due to vest shortly after joining BAT in May 2024;
- An award under the BAT Restricted Share Plan with a market value equal to £549,405 on 1 May 2024 to compensate Ms Benchikh for the forfeiture of the restricted stock units and performance share awards which were due to vest in 2025. The award shall vest, subject to and conditional on the terms of the Restricted Share Plan, on 30 September 2025; and
- An award under the BAT Restricted Share Plan with a market value equal to £1,000,365 on 1 May 2024 to compensate Ms Benchikh for the forfeiture of the performance share awards which are due to vest in 2026. The award shall vest, subject to and conditional on the terms of the Restricted Share Plan, on 30 September 2026.

All cash awards are gross amounts and will be subject to applicable deductions in respect of tax and national insurance. At the discretion of the Remuneration Committee, the amounts above are payable or will be granted provided Ms Benchikh provides formal confirmation to the Company, prior to payment, of the forfeiture of the relevant incentive awards granted by her previous employer. In addition, having received formal confirmation from Ms Benchikh that she is required to repay relocation benefits provided to her by her previous employer, the Company will reimburse an amount of £95,940 as a gross payment which will be subject to legally required deductions. All replacement awards will be subject to clawback provisions.

In addition, Soraya Benchikh will be eligible for relocation support to assist her and her family with relocating from Switzerland to the UK. The support will include a housing allowance payable for three years from the start date, a schooling allowance for three years, and other relocation support fully in line with the Global Mobility policy applicable to all the Group's employees. The relocation support will be subject to standard clawback provisions as per the Global Mobility policy applicable to all employees.

2024 Non-Executive Directors' fees

The 2024 Non-Executive Directors' fees structure is set out in the table below. The Chair's fee and the fees for Non-Executive Directors have been reviewed with the changes below to apply in May 2024. Adjustments to fees have taken into consideration the increasing demands placed on the Board, the strategic agenda of the business, the complexity of the sector and the approach to salary adjustments among the wider UK workforce. The Chair's fee will be adjusted by 3% and the fees of Non-Executive Directors, when viewed in aggregate, will be adjusted by 3%.

	Fees from 1 May 2024 £	Fees to 30 April 2024 £
Chair's fee	718,000	697,000
Base fee	104,800	101,700
Senior Independent Director – supplement	43,150	41,500
Audit Committee: Chair	43,150	42,000
Audit Committee: Member	15,850	15,400
Nominations Committee: Chair	—	—
Nominations Committee: Member	13,600	13,200
Remuneration Committee: Chair	43,150	42,000
Remuneration Committee: Member	15,850	15,400

Other disclosures

Annual change in remuneration of Directors and employees

The following table shows the percentage change in the Directors' remuneration measured against a comparator group comprising the UK employee population across all UK entities. This comparator group is considered to be the most appropriate group due to the limited number of employees employed under BAT p.l.c. contracts outside of the Director group. In addition, using a more widely-drawn group encompassing the worldwide nature of the Group's business would also present practical difficulties in collation and a less relevant comparator given the significant variations in employee pay across the Group, the differing economic conditions and wide variations in gross domestic product per capita.

	% change in salary/fees				% change in taxable benefits ¹				% change in STI			
	2022 to 2023	2021 to 2022	2020 to 2021	2019 to 2020	2022 to 2023	2021 to 2022	2020 to 2021	2019 to 2020	2022 to 2023	2021 to 2022	2020 to 2021	2019 to 2020
Executive Directors												
Tadeu Marroco ²	43%	0%	4%	5%	55%	57%	(33%)	22%	39%	(9%)	25%	(24%)
Jack Bowles ³	3%	1%	5%	7%	(13%)	(9%)	(37%)	84%	(100%)	(9%)	26%	(21%)
Chair												
Luc Jobin ⁴	3%	28%	334%	2%	42%	59%	24%	(79%)	n/a	n/a	n/a	n/a
Non-Executive Directors												
Kandy Anand ⁵	3%	n/a	n/a	n/a	(10%)	n/a	n/a	n/a	n/a	n/a	n/a	n/a
Sue Farr	20%	18%	1%	2%	9%	931%	0%	(100%)	n/a	n/a	n/a	n/a
Karen Guerra ⁶	3%	0%	0%	n/a	(24%)	3977%	0%	n/a	n/a	n/a	n/a	n/a
Holly Keller Koeppel	2%	0%	1%	2%	(61%)	4907%	(99%)	(82%)	n/a	n/a	n/a	n/a
Murray Kessler ⁷	0%	n/a	n/a	n/a	0%	n/a	n/a	n/a	n/a	n/a	n/a	n/a
Savio Kwan ⁸	2%	0%	1%	2%	137%	987%	(97%)	(84%)	n/a	n/a	n/a	n/a
Véronique Laury ⁹	2%	n/a	n/a	n/a	100%	n/a	n/a	n/a	n/a	n/a	n/a	n/a
Dimitri Panayotopoulos	(12%)	(12%)	9%	21%	8%	262%	(78%)	(88%)	n/a	n/a	n/a	n/a
Darrell Thomas	3%	(6%)	n/a	n/a	48%	100%	n/a	n/a	n/a	n/a	n/a	n/a
Serpil Timuray ¹⁰	n/a	n/a	n/a	n/a	n/a	n/a	n/a	n/a	n/a	n/a	n/a	n/a
Average UK-based employee¹¹	5%	5%	6%	3%	(23%)	2%	(1%)	1%	0%	2%	20%	(5%)

Notes:

- Benefits: The 2022 taxable benefits figures were re-stated for the following directors: Luc Jobin, Kandy Anand, Karen Guerra, Savio Kwan, Dimitri Panayotopoulos and Darrell Thomas. Consequently, the year-on-year change figures showing 2022 vs 2021 were updated. The changes in taxable benefit values for 2022 vs 2021 and 2021 vs 2020 were primarily a result of COVID-related travel restrictions in 2021 and 2020 with minimum or no travel compared to 2022 when COVID-related restrictions were lifted, as well as subsistence costs associated with business functions due to COVID-related travel restrictions throughout 2020 and 2021. Further details of the taxable benefits figures can be found in the table on page 184.
- Tadeu Marroco was appointed as an Executive Director from 5 August 2019, therefore the figures for 2019 were annualised to calculate the year-on-year change. Tadeu Marroco was appointed as Chief Executive from 15 May 2023.
- Jack Bowles stepped down as Executive Director from 15 May 2023, therefore the salary and benefits figures for 2023 were annualised to calculate the year-on-year change.
- Luc Jobin was appointed Chair from 28 April 2021. The change in fees from 2020 to 2021 is due to the increase in fees received following the appointment.
- Kandy Anand was appointed to the Board on 14 February 2022, therefore the figures for 2022 were annualised to calculate the year-on-year change.
- Karen Guerra was appointed to the Board on 14 September 2020, therefore figures for 2020 were annualised to calculate the year-on-year change.
- Murray Kessler was appointed to the Board on 6 November 2023. Accordingly, no year-on-year change figures have been included.
- Savio Kwan stepped down from the Board from 19 April 2023, therefore the figures for 2023 were annualised to calculate the year-on-year change.
- Véronique Laury was appointed to the Board on 19 September 2022, therefore figures for 2022 were annualised to calculate the year-on-year change.
- Serpil Timuray was appointed to the Board on 4 December 2023. Accordingly, no year-on-year change figures have been included.
- The data for the UK-based employees comparator group (which excludes directors) is on a full time equivalent basis and is made up as follows as at 31 December 2023: (1) the weighted average base salaries; (2) the average taxable benefits per grade; and (3) the weighted average bonus result based on that population as at that date.

Remuneration Report

2023 Annual Report on Remuneration
Continued

Directors' Share Interests

Summary of Directors' Share Interests – [®] Audited [©]

	Outstanding scheme interests 31 Dec 2023 ¹					Total of all interests in ordinary shares at 31 Dec 2023
	Ordinary shares held at 31 Dec 2023	Unvested awards subject to performance conditions and continued employment (LTIP)	Unvested awards subject to continued employment only (DSBS and LTIP in extended vesting period)	Unvested interests (Sharesave)	Total ordinary shares subject to outstanding scheme interests	
Executive Directors						
Tadeu Marroco ²	121,689	323,045	126,121	1,057	450,223	571,912
Jack Bowles ³	288,501	–	345,297	–	345,297	633,798
Chair						
Luc Jobin ⁴	90,236	–	–	–	–	90,236
Non-Executive Directors						
Kandy Anand ⁴	7,585	–	–	–	–	7,585
Sue Farr	392	–	–	–	–	392
Karen Guerra	19,250	–	–	–	–	19,250
Holly Keller Koepfel ⁵	–	–	–	–	–	–
Murray Kessler (appointed 6/11/23)	–	–	–	–	–	–
Véronique Laury	1,650	–	–	–	–	1,650
Dimitri Panayotopoulos	3,300	–	–	–	–	3,300
Darrell Thomas ³	4,600	–	–	–	–	4,600
Serpil Timuray (appointed 4/12/23)	–	–	–	–	–	–
Savio Kwan (stepped down 19/04/23) ⁶	17,320	–	–	–	–	17,320

Changes from 31 December 2023: Tadeu Marroco: purchase of six ordinary shares on 3 January 2024 under the SIP. Tadeu Marroco: delivery on 5 February 2024 of 409 ordinary shares, representing dividend equivalents due on outstanding DSBS awards and 47 ordinary shares representing reinvested dividends on UK SIP shares in respect of the quarterly dividend paid to shareholders on 1 February 2024. There were no changes in the interests of the Chair and the other Non-Executive Directors.

Notes:

- On 30 March 2023, Jack Bowles received 53,618 shares and Tadeu Marroco received 24,388 shares following the vesting of their 2020 awards under the Deferred Share Bonus Scheme.
- Tadeu Marroco: ordinary shares held include 1,887 held by the trustees of the BAT Share Incentive Plan (SIP).
- Jack Bowles: holdings are as at the date of departure on 15 May 2023. Ordinary shares held include 1,103 held by the trustees of the SIP at the date of departure. The unvested LTIP awards figure include 218,099 shares which are no longer subject to performance conditions but are still within the two-year extended vesting period.
- American Depositary Shares (ADSs): each of the interests in ordinary shares held by Luc Jobin, Kandy Anand and Darrell Thomas consists of an equivalent number of BAT ADSs, each of which represents one ordinary share in the Company.
- Holly Keller Koepfel: at the date of this report Holly Keller Koepfel, being a former director of Reynolds American Inc. and a participant in the Deferred Compensation Plan for Directors of Reynolds American (DCP), holds Deferred Stock Units (DSUs) which were granted prior to becoming a Director of BAT. In accordance with an election made by Holly Keller Koepfel in December 2016, a proportion of her DSUs representing her fees as a director of Reynolds American Inc. for 2017 are payable from January 2023 over a period of 10 years, with the remainder of her DSUs (representing her fees as a director of Reynolds American Inc. in prior years) becoming payable following her cessation as a Director of BAT. Each DSU entitles the holder to receive a cash payment equal to the value of one BAT ADS. The number of DSUs increases on each dividend date by reference to the value of dividends declared on the ADSs underlying the DSUs. Ms Koepfel currently holds 30,721 DSUs (2022: 28,928 DSUs).
- Savio Kwan: holdings are as of the date of departure (19 April 2023).

Further details in relation to performance conditions attaching to outstanding scheme interests

	LTIP awards granted in 2022			LTIP awards granted in 2023		
	1 January 2022–31 December 2024			1 January 2023–31 December 2025		
	Weighting	Threshold (15% vests)	Maximum (100% vests)	Weighting	Threshold (15% vests)	Maximum (100% vests)
Relative TSR¹ Ranking against a peer group of international FMCG companies	20%	Median	Upper quartile	20%	Median	Upper quartile
EPS growth at current rates of exchange Compound annual growth (CAGR) in adjusted diluted EPS measured at current rates of exchange	15%	5% CAGR	10% CAGR	15%	5% CAGR	10% CAGR
EPS growth at constant rates of exchange Compound annual growth (CAGR) in adjusted diluted EPS measured at constant rates of exchange	15%	5% CAGR	10% CAGR	15%	5% CAGR	10% CAGR
Revenue growth Compound annual growth (CAGR) measured at constant rates of exchange	15%	3% CAGR	5% CAGR	15%	3% CAGR	5% CAGR
New Categories revenue growth Compound annual growth (CAGR) measured at constant rates of exchange	15%	20% CAGR	30% CAGR	15%	20% CAGR	30% CAGR
Operating cash flow conversion ratio Measured at current rates of exchange, as a percentage of APFO	20%	85%	95%	20%	85%	95%

Note:

1. The relative TSR peer group constituents for the LTIP awards granted in 2022 and 2023 are: Altria Group, Anheuser-Busch InBev, Carlsberg, Coca-Cola, Diageo, Heineken, Imperial Brands, Japan Tobacco, PepsiCo, Pernod Ricard, Philip Morris International, Procter & Gamble, Reckitt Benckiser, and Unilever.

Directors and Management Board

No Directors or Management Board Members own more than 1% of the ordinary shares in issue. At 5 February 2024, the Directors and Management Board collectively held interests (or their calculated equivalents) under the Company share schemes of: 871,377 ordinary shares, 655,048 restricted share units, 1,243,416 performance share units, 23,027 options over ordinary shares and 31,320 deferred share units.

Shareholder dilution – Options and awards outstanding

Satisfaction of Company share plan awards in accordance with the Investment Association's Principles of Remuneration	New ordinary shares issued by the Company during the year ended 31 December 2023
<ul style="list-style-type: none"> – by the issue of new ordinary shares; – ordinary shares issued from treasury only up to a maximum of 10% of the Company's issued share capital in a rolling 10-year period; – within this 10% limit, the Company can only issue (as newly issued ordinary shares or from treasury) 5% of its issued share capital to satisfy awards under discretionary or executive plans; and – the rules of the Company's DSBS do not allow for the satisfaction of awards by the issue of new ordinary shares. 	<ul style="list-style-type: none"> – 74,489 ordinary shares issued by the Company in relation to the Sharesave Scheme; – 466,337 treasury shares issued by the Company in relation to the LTI awards vesting; – a total of 820,219 Sharesave Scheme options over ordinary shares and a total of 1,589,609 LTI awards that may be settled using newly-issued or treasury shares were outstanding at 31 December 2023, representing 0.11% of the Company's issued share capital (excluding shares held in treasury); and – options outstanding under the Sharesave Scheme are exercisable until 1 June 2029 at option prices ranging from 2,076p to 2,727p.

Remuneration Report

2023 Annual Report on Remuneration

Continued

The Remuneration Committee Governance

Remuneration Committee current members

Dimitri Panayotopoulos (Chair)

Kandy Anand

Sue Farr

Murray Kessler

Serpil Timuray

Role

As set out in the Terms of Reference, the Remuneration Committee is responsible for:

- determining and proposing the Directors' Remuneration Policy (covering salary, benefits, performance-based variable rewards and retirement benefits) for shareholder approval;
- determining, within the terms of the approved Directors' Remuneration Policy, the specific remuneration packages for the Chair and the Executive Directors, on appointment, on review and, if appropriate, any compensation payment due on termination of appointment;
- the setting of targets applicable for the Company's performance-based variable reward schemes and determining achievement against those targets, exercising discretion where appropriate and as provided by the applicable scheme rules and the Directors' Remuneration Policy;
- reviewing Group workforce remuneration and related policies, and the alignment of incentives and rewards with Group culture, taking these into account when setting the policy for Executive Director remuneration. Providing feedback to the Board on workforce reward, incentives and conditions applicable across the Group and supporting the Board's monitoring of the Group's culture and its alignment with the Group's purpose, values and strategy;
- setting remuneration for members of the Management Board and the Company Secretary; and
- monitoring and advising the Board on any major changes to the policy on employee benefit structures for the Group.

The Committee's Terms of Reference align with the requirements of the UK Corporate Governance Code. Revised Terms of Reference were introduced from 1 September 2023 to reflect the Group's new Executive Management structure and to maintain alignment with evolving market practice.

Attendance at meetings in 2023¹

Name ^{2(a)}	Member since	Meeting attendance Attended/Eligible to attend ^{1(a)}
Dimitri Panayotopoulos ^{1(b)}	2015	5/7
Kandy Anand ^{1(c)}	2022	6/7
Sue Farr ^{1(d)}	2016	6/7
Murray Kessler ^{2(b)}	2023	1/1
Serpil Timuray ^{2(c)}	2023	1/1
Savio Kwan ^{2(d)}	2016 - 2023	2/2

Notes:

1. Number of meetings in 2023: (a) the Committee held seven meetings in 2023, three of which were ad hoc. Five meetings of the Committee are scheduled for 2024; (b) Dimitri Panayotopoulos did not attend the ad hoc meeting in June 2023 and the scheduled meeting in July 2023 due to illness; (c) Kandy Anand did not attend the scheduled meeting in February 2023 due to unforeseen personal circumstances; (d) Sue Farr did not attend the ad hoc meeting in January 2023 convened at short notice due to prior commitments.
2. Membership: (a) all members of the Committee are independent Non-Executive Directors in accordance with the UK Corporate Governance Code 2018 Provisions 10 and 32 and applicable NYSE listing standards; (b) Murray Kessler joined the Committee on 6 November 2023 on his appointment to the Board; (c) Serpil Timuray joined the Committee on 4 December 2023 on her appointment to the Board; (d) Savio Kwan stepped down from the Committee with effect from the conclusion of the AGM on 19 April 2023.

Other attendees: the Chair, the Chief Executive, the Chief People Officer (previously the Director, Talent, Culture & Inclusion), the Group Head of Reward and other senior management, including the Company Secretary, may be consulted and provide advice, guidance and assistance to the Remuneration Committee.

They may also attend Committee meetings (or parts thereof) by invitation. None of the Chair, any Executive Director or member of senior management plays any part in determining their own respective remuneration.

Independence and advice

PricewaterhouseCoopers LLP (PwC): PwC were appointed by the Remuneration Committee following a rigorous tender process in January 2020 as one of the Remuneration Committee's remuneration consultants. PwC provided independent advice to the Committee in 2023 and a representative of PwC attended scheduled Remuneration Committee meetings in 2023. PwC's advice included, for example, support with market trends and comparator group analysis, updates on market practice, shareholder engagement perspectives and independent measurement of the relative TSR performance conditions. PwC is a member of the Remuneration Consulting Group and, as such, operates under the code of conduct in relation to executive remuneration consulting in the UK. The Committee is satisfied that the advice received is objective and independent. The Committee is comfortable that the PwC advisory team is not involved in any other services PwC provides to the Company, such as tax, corporate finance and consulting services to Group companies worldwide excluding the U.S. Total fees for the provision of remuneration advice to the Committee in 2023 were £190,400.

Meridian Compensation Partners (Meridian): Meridian, a U.S. based advisory firm, were appointed by the Remuneration Committee following a rigorous tender process in January 2020 as one of the Remuneration Committee's remuneration consultants. Meridian provided advice to the Committee in 2023 and a representative of Meridian attended scheduled Remuneration Committee meetings in 2023. Meridian's advice included advice on remuneration matters including market trends, shareholder engagement perspectives and comparator group analysis from a U.S. perspective. The Committee is satisfied that the advice received is objective and independent. Meridian did not provide any other services to the Company. Total fees for the provision of remuneration advice to the Committee in 2023 were \$44,781.

Regular work programme 2023

The Remuneration Committee:

- reviewed the Chair's fee from 1 May 2023, taking into account market positioning, the broader external environment and the level of salary increases awarded to UK employees;
- reviewed salaries for the Executive Directors to take effect from 1 April 2023, taking into account market positioning, the external environment including stakeholder expectations and shareholder perspectives, and the level of salary increases awarded to UK employees;
- reviewed salaries for members of the Management Board and the Company Secretary from 1 April 2023, taking into account market positioning, the external market environment and the level of salary increases awarded to UK employees;
- assessed the achievement against the targets for the 2022 STI award and set the STI targets for 2023 (on an organic basis) to ensure an appropriate degree of stretch within the target ranges to drive performance in alignment with the Group's strategic objectives and shareholder interests;
- reviewed updates on performance against the 2023 STI target measures and for outstanding LTI awards;
- assessed the achievement against the performance conditions for the vesting of the 2020 LTIP award, determined the contingent level of LTI awards for March 2023 and reviewed the associated performance conditions;
- assessed the achievement against the targets for the 2022 Share Reward Scheme and set the targets for the 2023 award;
- reviewed the Annual Statement and the Annual Report on Remuneration for the year ended 31 December 2022 prior to its approval by the Board and subsequent proposal to shareholders at the Company's AGM on 19 April 2023;
- reviewed the 2023 AGM voting results relating to remuneration resolutions, market trends in the context of that annual general meeting season and corporate governance developments relating to executive remuneration and wider workforce remuneration in the UK and the U.S.;
- monitored the continued application of the Company's shareholding guidelines for the Executive Directors and members of the Management Board; and
- reviewed the Committee's effectiveness following the Board and Committees review process (discussed on pages 152 to 153).

Other activities in 2023

The Remuneration Committee:

- assessed and determined the remuneration applicable to the appointment of Tadeu Marroco as Chief Executive from 15 May 2023 and to the appointment of Soraya Benchikh as Chief Financial Officer with effect from 1 May 2024, in accordance with the Directors' Remuneration Policy, with specific consideration given to relative market positioning and the wider external environment, including shareholder and other stakeholder perspectives;
- determined the remuneration payable to Jack Bowles on stepping down as Chief Executive, applying the Directors' Remuneration Policy including the exercise of discretion in respect of retention of awards under the Company's performance-based variable reward schemes;
- reviewed the terms of appointment and associated remuneration, and terms of termination of employment, in connection with Management Board roles and personnel changes during the year;
- determined the terms of appointment and associated remuneration applicable to the appointment of Caroline Ferland as Company Secretary from 1 September 2023;
- recommended to the Board that additional malus and clawback arrangements be introduced for senior executives, in alignment with U.S. SEC regulation and NYSE rules, which were subsequently approved by the Board;
- assessed various aspects of the Group's workforce remuneration strategy and alignment with Executive Directors' remuneration, corporate culture and external market positioning, with specific focus on variable pay architecture for management grade employees across the Group;
- approved changes to the methodology for calculating the share of market read for the STI volume share metric in several markets, based on the local market environment and reporting capabilities;
- approved the exclusion of the impact of the disposal of the Russian and Belarusian businesses from the 2023 results in the assessment of performance for the 2021 LTI awards against the targets set at the start of the performance period;
- reviewed the Group's pay equality data and associated reporting, including UK gender pay reporting for 2022 for applicable UK Group companies prior to publication in March 2023, and voluntary reporting on international gender pay and ethnicity pay;
- reviewed the outcomes of the Group's global living wage assessment for 2023, approach to validation of living wage data with the external organisation Fair Wage Network, and evolving stakeholder expectations in relation to reporting on living wage analysis;
- considered initiatives to enhance talent retention across the Group, including benefits and non-financial rewards, focused activities to promote the retention of women in senior management, and associated feedback from employees; and
- reviewed the Committee's Terms of Reference and recommended revisions to those Terms of Reference be introduced from 1 September 2023, which were subsequently approved by the Board.

Remuneration Report

2023 Annual Report on Remuneration

Continued

Voting on Remuneration and Engagement with Shareholders

At the AGM on 19 April 2023, shareholders considered and voted on the 2022 Directors' Remuneration Report as set out in the table below. No other resolutions in respect of Directors' remuneration or incentives were considered at the 2023 AGM. The current Remuneration Policy was approved by shareholders at the AGM on 28 April 2022 as set out below. The full Directors' Remuneration Policy is set out in the 2021 Annual Report on Remuneration. A summary of this policy is provided on page 174. Further information regarding shareholder engagement in relation to remuneration matters is set out in the Annual Statement on Remuneration on page 170 and in the discussion of Board engagement with shareholders on pages 144 and 145.

Approval of Directors' Remuneration Report ¹ and Policy ²		
	Directors' Remuneration Policy 2022 AGM	Directors' Remuneration Report 2023 AGM
Percentage for	94.85	95.18
Votes for (including discretionary)	1,663,434,518	1,585,393,499
Percentage against	5.15	4.82
Votes against	90,313,970	80,274,647
Total votes cast excluding votes withheld	1,753,748,488	1,665,668,146
Votes withheld ³	2,811,496	14,532,234
Total votes cast including votes withheld	1,756,559,984	1,680,200,380

Notes:

1. Directors' Remuneration Report: does not include the part of the Remuneration Report containing the Directors' Remuneration Policy (see note 2 below).
2. Directors' Remuneration Policy: was approved by shareholders at the 2022 AGM held on 28 April 2022 and is set out in full in the 2021 Annual Report on Remuneration.
3. Votes withheld: these are not included in the final proxy figures as they are not recognised as a vote in law.

The Directors' Remuneration Report has been approved by the Board on 07 February 2024 and signed on its behalf by:

Dimitri Panayotopoulos

Chair, Remuneration Committee

07 February 2024

Governance

Responsibility of Directors

Statement of Directors' Responsibilities in Respect of the Annual Report and the Financial Statements[®]

The Directors are responsible for preparing the Annual Report and the Group and Parent Company financial statements in accordance with applicable law and regulations. Under company law, directors must not approve the Financial Statements unless they are satisfied that they give a true and fair view of the state of affairs of the Parent Company and the Group for that period.

Under applicable law, directors are required to prepare the financial statements in accordance with UK-adopted international accounting standards and applicable law. The Directors have elected to prepare the Parent Company financial statements in accordance with UK Accounting Standards and applicable law, including FRS 101 'Reduced Disclosure Framework'. In preparing these Group financial statements, the Directors have also elected to comply with International Financial Reporting Standards (IFRS) as issued by the International Accounting Standards Board (IASB).

In preparing each of the Group and Parent Company financial statements, the Directors are required to:

- select suitable accounting policies and then apply them consistently;
- make judgements and estimates that are reasonable, relevant, reliable and prudent;
- state whether Group financial statements have been prepared in accordance with UK-adopted international accounting standards;
- state whether, for the Parent Company financial statements, applicable UK Accounting Standards have been followed, subject to any material departures disclosed and explained in those statements;
- assess the Group and Parent Company's ability to continue as a going concern, disclosing, as applicable, matters related to going concern; and
- use the going concern basis of accounting unless the Directors either intend to liquidate the Group or the Parent Company or to cease operations, or have no realistic alternative but to do so.

The Directors are responsible for keeping adequate accounting records that are sufficient to show and explain the Parent Company's transactions and disclose with reasonable accuracy at any time the financial position of the Parent Company and enable them to ensure that its financial statements comply with the Companies Act 2006. They are responsible for such internal control as they determine is necessary to enable the preparation of financial statements that are free from material misstatement, whether due to fraud or error, and have general responsibility for taking such steps as are reasonably open to them to safeguard the assets of the Group and to prevent and detect fraud and other irregularities.

Under applicable law and regulations, the Directors are also responsible for preparing a Strategic Report, Directors' Report, Directors' Remuneration Report and Corporate Governance Statement that comply with applicable law and regulations.

The Directors are responsible for the maintenance and integrity of the Annual Report included on the Company's website. Legislation in the UK governing the preparation and dissemination of financial statements may differ from legislation in other jurisdictions.

In accordance with Disclosure Guidance and Transparency Rule (DTR) 4.1.16R, the financial statements will form part of the annual financial report prepared using the single electronic reporting format under DTRs 4.1.17R and 4.1.18R. The auditor's report on these financial statements provides no assurance over whether the annual financial report has been prepared in accordance with those requirements.

Directors' Declaration in Relation to Relevant Audit Information[®]

Having made appropriate enquiries, each of the Directors who held office at the date of approval of this Annual Report confirms that:

- so far as he or she is aware, there is no relevant audit information of which the Company's auditors are unaware; and
- he or she has taken all steps that a Director ought to have taken in order to make himself or herself aware of relevant audit information and to establish that the Company's auditors are aware of that information.

Responsibility Statement of the Directors in Respect of the Annual Financial Report[®]

We confirm that to the best of our knowledge:

- the financial statements, prepared in accordance with the applicable set of accounting standards, give a true and fair view of the assets, liabilities, financial position and profit or loss of the Company and the undertakings included in the consolidation taken as a whole; and
- the Strategic Report and the Directors' Report include a fair review of the development and performance of the business and the position of the Company and the undertakings included in the consolidation taken as a whole, together with a description of the principal risks and uncertainties that they face.

This responsibility statement has been approved and is signed by order of the Board by:

Luc Jobin
Chair

07 February 2024

British American Tobacco p.l.c.
Registered in England and Wales No. 3407696

Tadeu Marroco
Chief Executive

[®] Denotes phrase, paragraph or similar that does not form part of BAT's Annual Report on Form 20-F as filed with the SEC.

Financial Statements

Independent Auditor's Report[®]

To the Members of British American Tobacco p.l.c.

1 Our Opinion is Unmodified

In our opinion:

- the financial statements of British American Tobacco p.l.c. give a true and fair view of the state of the Group's and of the Parent Company's affairs as at 31 December 2023, and of the Group's loss for the year then ended;
- the Group financial statements have been properly prepared in accordance with UK-adopted international accounting standards;
- the Parent Company financial statements have been properly prepared in accordance with UK accounting standards, including FRS 101 *Reduced Disclosure Framework*; and
- the Group and Parent Company financial statements have been prepared in accordance with the requirements of the Companies Act 2006.

Additional opinion in relation to IFRS as issued by the IASB

As explained in the note to the Group financial statements, the Group, in addition to complying with its legal obligation to apply UK-adopted international accounting standards, has also applied International Financial Reporting Standards as issued by the International Accounting Standards Board (IASB).

In our opinion, the Group financial statements have been properly prepared in accordance with IFRS as issued by the IASB.

What our opinion covers

We have audited the Group and Parent Company financial statements of British American Tobacco p.l.c. ("the Company") for the year ended 31 December 2023 ("2023") included in the Annual Report, which comprise:

Group	Parent Company (British American Tobacco p.l.c.)
Group Income Statement	Balance Sheet
Group Statement of Comprehensive Income	Statement of Changes in Equity
Group Statement of Changes in Equity	Notes to the Parent Company financial statements,
Group Balance Sheet	including the accounting policies in note 1.
Group Cash Flow Statement	
Notes to the Group financial statements,	
including the accounting policies in note 1.	

Basis for opinion

We conducted our audit in accordance with International Standards on Auditing (UK) ("ISAs (UK)") and applicable law. Our responsibilities are described below. We believe that the audit evidence we have obtained is a sufficient and appropriate basis for our opinion. Our audit opinion and matters included in this report are consistent with those discussed and included in our reporting to the Audit Committee.

We have fulfilled our ethical responsibilities under, and we remain independent of the Group in accordance with, UK ethical requirements including the FRC Ethical Standard as applied to listed public interest entities.

2 Overview of Our Audit

Factors driving our view of risks

As a result of the 2017 acquisition of Reynolds American Inc. ("Reynolds American"), the Group has goodwill, trademarks and similar intangibles with indefinite lives where a high degree of estimation uncertainty exists with regards to assumptions and estimates used in the Group's analysis of recoverable amount, which include projected net revenue, long-term growth rates including the assumption related to the estimated life for certain currently classified indefinite-lived trademarks, post-tax discount rates and the impact of the proposed menthol ban. The effect of these matters could result in a potential range of reasonable outcomes greater than our materiality for the financial statements as a whole, and possibly many times that amount. There is significant auditor judgement involved in evaluating these assumptions and our assessment of the risk associated with this Key Audit Matter has remained the same in the current year.

The Group is also subject to a large number of claims, including class actions, which could have a significant impact on the results if potential exposures were to materialise. For our 2023 audit, in our judgement, the most significant risk and area of uncertainty continues to relate to ongoing litigation in Canada. The amounts involved are significant, and the Group's application of accounting standards to determine the amount, if any, to be provided as a liability or disclosed as a contingent liability, is inherently subjective and significant judgement was involved in auditing this determination. Our assessment of the risk associated with this Key Audit Matter remained the same in the current year.

Due to the materiality of investments in subsidiaries in the context of the Parent Company financial statements, investments in subsidiaries is considered to be an area that had the greatest effect on our overall Parent Company audit and our assessment of this Key Audit Matter has remained the same in the current year.

Key Audit Matters	Vs 2022	Item
Goodwill, trademarks, and similar intangibles with indefinite lives impairment analysis – arising from the Reynolds American Inc. acquisition in 2017	← →	4.1
Contingent liabilities arising from litigation in Canada	← →	4.2
Recoverability of Parent Company's investment in subsidiaries	← →	4.3

Audit Committee interaction

During the year, the Audit Committee met six times. KPMG were invited to attend all Audit Committee meetings and also used the opportunity provided at each meeting to meet with the Audit Committee in private sessions without the Executive Directors being present. For each Key Audit Matter, we have set out communications with the Audit Committee in section 4, including matters that required particular judgement for each.

The matters included in the Audit Committee report on page 161 are materially consistent with our observations of those meetings.

Our independence

We have fulfilled our ethical responsibilities under, and we remain independent of the Group in accordance with, UK ethical requirements including the FRC Ethical Standard as applied to listed public interest entities.

We have not performed any non-audit services during the financial year ended 31 December 2023 or subsequently which are prohibited by the FRC Ethical Standard.

We have identified that certain KPMG member firms had provided preparation of local financial statement services and, in some cases, foreign language translation services over the period 2015 to 2022 to Group entities, some of which are, and have been, in scope for the group audit. The services were administrative in nature and did not involve any management decision-making or bookkeeping. The work had no direct or indirect effect on British American Tobacco p.l.c.'s consolidated financial statements.

In our professional judgement, we confirm that based on our assessment of the breach, our integrity and objectivity as auditor has not been compromised and we believe that an objective, reasonable and informed third party would conclude that the provision of these services would not impair our integrity or objectivity for any of the impacted financial years. The Audit Committee concurred with this view.

We were first appointed as auditor by the Directors for the year ended 31 December 2015. The period of total uninterrupted engagement is for the 9 financial years ended 31 December 2023.

The Group engagement partner is required to rotate every 5 years. Philip Smart became the group engagement partner for the 2021 audit and will be required to rotate off the engagement following the 2025 audit.

The average tenure of partners responsible for component audits as set out in section 7 below is 3 years, with the shortest being 1 and the longest being 7.

Total audit fee	£20.8 m
Audit related fees (including interim review)	£7.1 m
Other services	£0.9 m
Non-audit fee as a % of total audit and audit related fee %	3.2%
Date first appointed	23 March 2015
Uninterrupted audit tenure	9 years
Next financial period which requires a tender	2035
Tenure of Group engagement partner	3 years
Average tenure of component signing partners	3 years

Materiality (item 6 below)

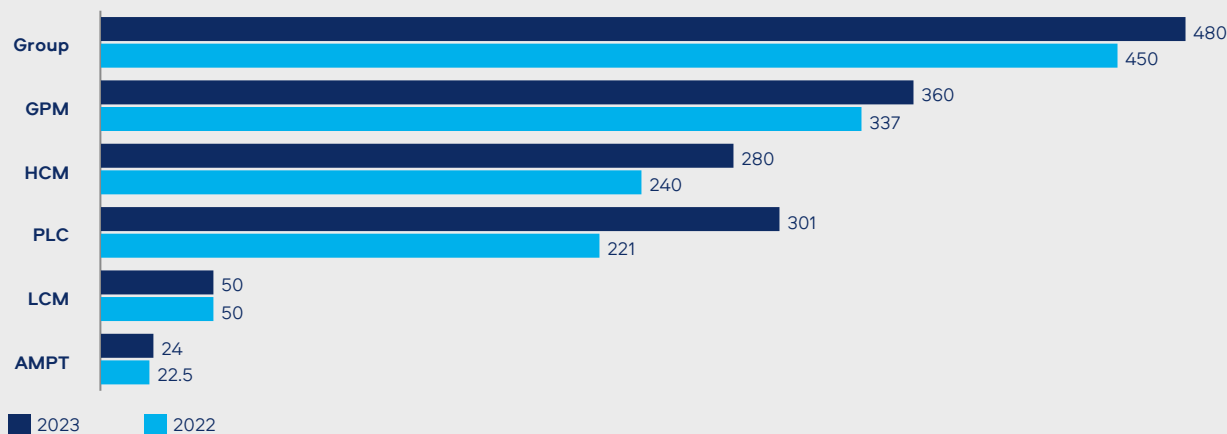
The scope of our work is influenced by our view of materiality and our assessed risk of material misstatement.

We have determined overall materiality for the Group financial statements as a whole at £480 million (2022: £450 million) and for the Parent Company financial statements as a whole at £301 million (2022: £221 million).

Consistent with 2022, materiality for the Group financial statements was determined with reference to a benchmark of Group profit before taxation, normalised to exclude costs that do not represent the normal, continuing operations of the Group. As such, our Group materiality represents 4.4% (2022: 4.8%) of Group profit before taxation.

Materiality for the Parent Company financial statements was determined with reference to a benchmark of Parent Company total assets of which it represents 0.76% (2022: 0.55%).

Materiality levels used in our audit (£m)



Group Group Materiality
GPM Group Performance Materiality
HCM Highest Component Materiality

PLC Parent Company Materiality
LCM Lowest Component Materiality
AMPT Audit Misstatement Posting Threshold

Financial Statements

Independent Auditor’s Report[®]

Continued

Group scope (item 7 below)

We have performed risk assessment and planning procedures to determine which of the Group’s components are likely to include risks of material misstatement to the Group financial statements, the type of procedures to be performed at these components and the extent of involvement required from our component auditors around the world.

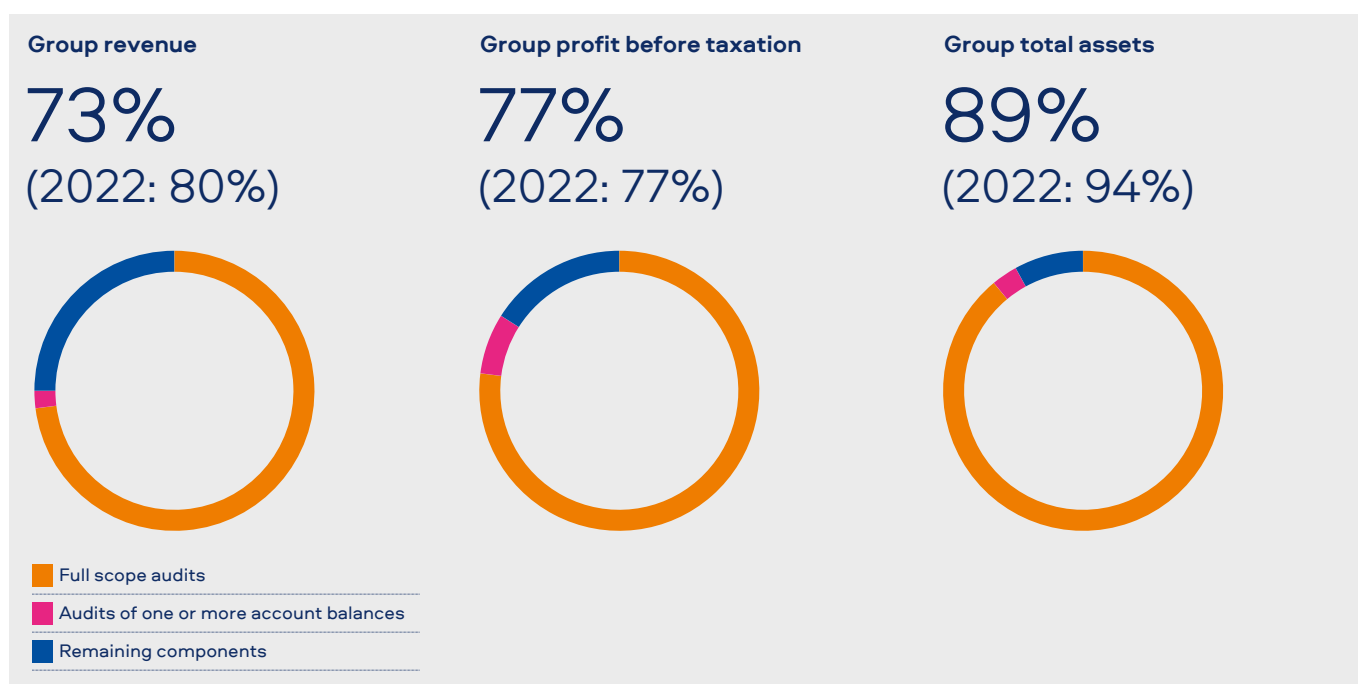
The Group has 23 (2022: 32) in-scope reporting components which we required procedures to be performed to provide us with the evidence we required in order to conclude on the Group financial statements as a whole. We performed full scope audits at 16 components (2022: 20), audits of one or more account balances at 5 components (2022: 10) and performed specified audit procedures at 2 components (2022: 2). The change in scoping compared to prior year is due to our refinement of risk assessment, incorporating our knowledge of the business as well as leveraging the results of our data analytics capabilities.

The components within the scope of our work accounted for the percentages illustrated on the right.

In addition, we have performed Group level analysis on the remaining components to determine whether further risks of material misstatement exist in those components.

The Group operates 3 finance shared service centres (2022: 3) in Romania, Malaysia and Costa Rica, and each of the shared service centres is subject to specified risk-focused testing of transaction processing and review controls.

The Group audit team has also performed testing of centrally managed controls (manual and automated) on behalf of the components. We consider the scope of our audit, as communicated to the Audit Committee, to be an appropriate basis for our audit opinion.



The impact of climate change on our audit

In planning our audit, we considered the impacts of climate change on the Group’s business and its financial statements.

The Group has set its targets under the Paris Agreement in relation to 50% reduction in their scope 1 and 2 emissions and 50% reduction in scope 3 emissions by 2030, and to reach net zero emissions by 2050. Further information has been provided in the Group’s Strategic Report on page 108. The Group continues to align its climate-related disclosures with the recommendations of the Task Force on Climate Related Financial Disclosure (“TCFD”). These disclosures are included on pages 102 to 116 of the Annual Report.

Climate change risk, emerging climate regulations and the Group’s own decarbonisation strategy could have a significant impact on the Group’s business and operations. There is a possibility that climate change risks, particularly emerging carbon and product regulations, as well as chronic and acute weather, could affect financial statement balances. This impact is expected to be most prevalent in accounting estimates such as forecast cashflows used in the impairment assessment of intangible assets.

As part of our audit we performed a risk assessment of the impact of climate change risk and the commitments made by the Group in respect of climate change on the financial statements and our audit approach. In preparing this assessment, we held discussions with our own climate change professionals to challenge our risk assessment. The focus of our risk assessment was the following:

- **Understanding the Group’s processes:** we made enquiries to understand the Group’s assessment of the potential impact of climate change risk on the Group’s financial statements and the Group’s preparedness for this. As a part of this we made enquiries to understand the Group’s risk assessment process as it relates to possible effects of climate change on the Annual Report and Accounts, including how the Group identifies and complies with emerging climate regulations, such as the Extended Producer Responsibility product regulation in Europe.
- **Impairment assessment of intangible assets:** we assessed how the Group considers the impact of climate change risk when valuing intangible assets. The focus of our procedures was assessing the extent to which decarbonisation costs, such as investments in energy efficiency and renewable energy generation, are included in forecast cashflows underpinning the Reynolds American’s trademarks and goodwill. We further sensitised the Group’s value-in-use models for physical and transitional climate risks.
- **Annual report narrative:** We read the climate-related information in the front half of the Annual Report and Accounts and considered consistency with the financial statements and our audit knowledge.

On the basis of our risk assessment, we determined that while climate change poses a risk to the determination of future cash flows, the risk to this year's financial statements from climate change alone is not significant taking into account the magnitude of the financial impact of identified climate risks alone on the impairment assessment of Reynolds American's cash-generating unit and trademarks, relative to the materiality of the financial statements. The impact to non-US cash-generating units is also not considered significant taking into account the extent of headroom available on these assets. As such, there was no impact on our Key Audit Matter.

3 Going Concern, Viability and Principal Risks and Uncertainties

The directors have prepared the financial statements on the going concern basis as they do not intend to liquidate the Group or the Parent Company or to cease their operations, and as they have concluded that the Group's and the Parent Company's financial position means that this is realistic. They have also concluded that there are no material uncertainties that could have cast significant doubt over their ability to continue as a going concern for at least twelve months from the date of approval of the financial statements ("the going concern period").

Going concern

We used our knowledge of the Group, its industry, and the general economic environment to identify the inherent risks to its business model and analysed how those risks might affect the Group's and Company's financial resources or ability to continue operations over the going concern period. The risks that we considered most likely to adversely affect the Group's and Company's available financial resources over this period were:

- The enactment of regulation that significantly impairs the Group's ability to communicate, differentiate, market, or launch its products; and
- Product liability, regulatory or other significant cases (including investigations) may be lost or settled resulting in a material loss or other consequence.

We also considered less predictable but realistic second order impacts, such as the erosion of customer or supplier confidence, which could result in a rapid reduction of available financial resources.

We considered whether these risks could plausibly affect the liquidity in the going concern period by comparing severe, but plausible, downside scenarios that could arise from these risks individually and collectively against the level of available financial resources indicated by the Group's financial forecasts.

We considered whether the going concern disclosure in note 1 to the financial statements gives a full and accurate description of the Directors' assessment of going concern.

Accordingly, based on those procedures, we found the Directors' use of the going concern basis of accounting without any material uncertainty for the Group and Parent Company to be acceptable. However, as we cannot predict all future events or conditions and as subsequent events may result in outcomes that are inconsistent with judgements that were reasonable at the time they were made, the above conclusions are not a guarantee that the Group or the Parent Company will continue in operation.

Our conclusions

- We consider that the Directors' use of the going concern basis of accounting in the preparation of the financial statements is appropriate;
- We have not identified, and concur with the Directors' assessment that there is not, a material uncertainty related to events or conditions that, individually or collectively, may cast significant doubt on the Group's or Parent Company's ability to continue as a going concern for the going concern period;
- We have nothing material to add or draw attention to in relation to the Directors' statement in note 1 to the financial statements on the use of the going concern basis of accounting with no material uncertainties that may cast significant doubt over the Group and Parent Company's use of that basis for the going concern period, and we found the going concern disclosure in note 1 to be acceptable; and
- The related statement under the Listing Rules set out on page 59 is materially consistent with the financial statements and our audit knowledge.

Disclosures of emerging and principal risks and longer-term viability

Our responsibility

We are required to perform procedures to identify whether there is a material inconsistency between the Directors' disclosures in respect of emerging and principal risks and the viability statement, and the financial statements and our audit knowledge.

Based on those procedures, we have nothing material to add or draw attention to in relation to:

- the Directors' confirmation within the viability statement on page 129 that they have carried out a robust assessment of the emerging and principal risks facing the Group, including those that would threaten its business model, future performance, solvency and liquidity;
- the Group Principal Risks disclosures describing these risks and how emerging risks are identified and explaining how they are being managed and mitigated; and
- the Directors' explanation in the viability statement of how they have assessed the prospects of the Group, over what period they have done so and why they considered that period to be appropriate, and their statement as to whether they have a reasonable expectation that the Group will be able to continue in operation and meet its liabilities as they fall due over the period of their assessment, including any related disclosures drawing attention to any necessary qualifications or assumptions.

We are also required to review the viability statement set out on page 129 under the Listing Rules.

Our work is limited to assessing these matters in the context of only the knowledge acquired during our financial statements audit. As we cannot predict all future events or conditions and as subsequent events may result in outcomes that are inconsistent with judgements that were reasonable at the time they were made, the absence of anything to report on these statements is not a guarantee as to the Group's and Parent Company's longer-term viability.

Our reporting

We have nothing material to add or draw attention to in relation to these disclosures.

We have concluded that these disclosures are materially consistent with the financial statements and our audit knowledge.

Financial Statements

Independent Auditor's Report[®]

Continued

4 Key Audit Matters

What we mean

Key audit matters are those matters that, in our professional judgement, were of most significance in the audit of the financial statements and include the most significant assessed risks of material misstatement (whether or not due to fraud) identified by us, including those which had the greatest effect on:

- the overall audit strategy;
- the allocation of resources in the audit; and
- directing the efforts of the engagement team.

We include below the Key Audit Matters in decreasing order of audit significance together with our key audit procedures to address those matters and our results from those procedures. These matters were addressed, and our results are based on procedures undertaken, for the purpose of our audit of the financial statements as a whole. We do not provide a separate opinion on these matters.

4.1 Goodwill, trademarks and similar intangibles with indefinite lives impairment analysis – arising from the Reynolds American Inc. acquisition in 2017 (Group)

Financial Statement Elements	Our assessment of risk vs 2022		← →	Our assessment is that the risk is similar to 2022.	Our results
	2023	2022			
Goodwill – arising from the Reynolds American Inc. acquisition	£30,938m	£37,181m			2023: Acceptable 2022: Acceptable
Impairment charge – Goodwill	£4,299m	nil			
Trademarks and similar intangibles with indefinite lives – arising from the Reynolds American Inc. acquisition	£51,930m	£78,228m			
Impairment charge – trademarks and similar intangibles with indefinite lives	£22,992m	nil			

Description of the Key Audit Matter

Forecast-based assessment: As a result of the 2017 acquisition of Reynolds American Inc. (“Reynolds American”), the Group, as at 31 December 2023 has goodwill, trademarks and similar intangibles with indefinite lives of £30,938 million and £51,930 million respectively (2022: goodwill of £37,181 million and trademarks and similar intangibles with indefinite lives of £78,228 million). There is inherent uncertainty with regard to assumptions and estimates involved in the Group’s forecast-based assessment of the recoverable amount of the trademarks and similar intangibles with indefinite lives and goodwill.

There is significant auditor judgement involved in evaluating the below assumptions:

- the projected net revenue, long-term growth rates including the assumptions related to the estimated life for certain currently classified indefinite-lived trademarks and post-tax discount rates used in the analysis of the recoverable amount of trademarks and similar intangibles and goodwill allocated to the Reynolds American cash-generating unit; and
- the impact of the proposed menthol ban on the assumptions listed above for the Newport and Camel currently classified indefinite-lived trademarks and similar intangibles and goodwill allocated to the Reynolds American cash-generating unit.

We also considered the risk of fraud in relation to the potential for management bias in the estimation of the recoverable amount of Reynolds American goodwill, trademarks and similar intangibles with indefinite lives. The risk of bias related to previous market communications as to the extent of and rationale for the impairment charge.

The effect of these matters is that, as part of our risk assessment for audit planning purposes, we determined that the value-in-use calculations of both trademarks and similar intangibles with indefinite lives and goodwill had a high degree of estimation uncertainty, with a potential range of reasonable outcomes greater than our materiality for the financial statements as a whole, and possibly many times that amount.

The financial statements (note 12) disclose the sensitivity of the recoverable amount of relevant trademarks and similar intangibles with indefinite lives and goodwill estimated by the Group.

Our response to the risk

Control design and operation: Evaluating the design and testing the operating effectiveness of certain internal controls within the goodwill, trademarks and similar intangibles with indefinite lives impairment testing process, including controls related to the development of the projected net revenue, and the Group’s determination of the applicable long-term growth rates and post-tax discount rates;

Benchmarking and assessing assumptions: Assessing and challenging Reynolds American’s projected net revenue and long-term growth rates including the assumptions related to the estimated life for certain currently classified indefinite-lived trademarks against externally derived publicly available data including broker and analyst reports, industry reports, media reports, macro-economic assumptions, academic and scientific studies, and regulatory changes;

Evaluating the competence and independence of a market research specialist engaged by the Group to develop the assumptions related to the estimated life for certain currently classified indefinite-lived trademarks by inspecting the engagement letter and correspondence between the Group and the specialist, assessing the assumptions and methods used by the specialist and evaluating the relevance and reasonableness of the specialist’s findings against independent data sources;

Critically evaluating the Group’s assessment of the potential impact of the proposed menthol ban by evaluating the updates to the FDA rulemaking process and recent litigations. In addition, assessing and challenging the impact of the proposed menthol ban on the projected net revenue, long-term growth rates and post-tax discount rates used in the value-in-use based assessment of the recoverable amount of the goodwill allocated to the Reynolds American cash-generating unit and the Newport and Camel currently classified indefinite-lived brands by comparing the Group’s projected brand retention rates against actual brand retention rates in other countries and domestic regions where a menthol ban has been implemented;

Historical comparisons: Challenging the projected net revenue and long-term growth rates by comparing the historical projections to actual results to assess the Group's ability to accurately forecast;

Sensitivity analysis: Performing sensitivity analysis on the projected net revenue, long-term growth rates and post-tax discount rates to assess the impact of changes in these assumptions on the amount of impairment recorded for the Reynolds American goodwill, trademarks and similar intangibles with indefinite lives;

Our valuation expertise: Involving a valuation professional with specialised skills and knowledge, who assisted in independently developing a range of post-tax discount rates using publicly available market data for comparable companies and comparing these rates to those utilised by Reynolds American; and

Assessing transparency: Assessing whether the Group's disclosures detail the key estimates and sensitivities including any impact of changes to key assumptions used in the impairment testing of trademarks and similar intangibles with indefinite lives and the goodwill arising from the Reynolds American acquisition.

Communications with the British American Tobacco p.l.c.'s Audit Committee

Our discussions with and reporting to the Audit Committee included:

- Our approach to the audit of trademarks and similar intangibles with indefinite lives and goodwill arising from the Reynolds American acquisition, including details of our planned substantive procedures and the extent of our control reliance;
- Our conclusions on the appropriateness of the Group's impairment assessment, including assumptions used by the Group in their value-in-use based assessment to calculate the recoverable amount of trademarks and similar intangibles with indefinite lives and goodwill and whether the projected net revenue, long-term growth rates and post-tax discount rates, the impact of the proposed menthol ban taken into account, by the Group were reasonable;
- The amount of impairment recognised for trademarks and similar intangibles with indefinite lives and goodwill based on the recoverable amount determined as part of the impairment assessment; and
- The adequacy of disclosures, particularly as it relates to the key estimates and sensitivities with regard to the impairment testing.

Areas of particular auditor judgement

The evaluation of the assumptions used by the Group in the analysis of the recoverable amount of trademarks and similar intangibles with indefinite lives and goodwill allocated to the Reynolds American cash-generating unit is an area requiring particular auditor judgement. These assumptions are the projected net revenue, long-term growth rates including the assumptions related to the estimated life for certain currently classified indefinite-lived trademarks, post-tax discount rates, and the impact of the proposed menthol ban for the Newport and Camel currently classified indefinite-lived trademarks.

Our results

We found the balances and the related impairment charge of trademarks and similar intangibles with indefinite lives and goodwill arising from the Reynolds American acquisition to be acceptable (2022: we found the conclusion that there was no impairment of trademarks and similar intangibles with indefinite lives and goodwill arising from the Reynolds American acquisition to be acceptable).

Further information in the Annual Report: See the Audit Committee Report on page 161 for details on how the Audit Committee considered goodwill, trademarks and similar intangibles with indefinite lives impairment analysis arising from the Reynolds American Inc. acquisition in 2017 as an area of significant attention, page 217 for the accounting policy on goodwill, and intangible assets other than goodwill, and pages 238 to 244 for the financial disclosures.

4.2 Contingent Liabilities arising from Litigation in Canada (Group)

Financial Statement Elements	Our assessment of risk vs 2022	Our results
Contingent liabilities disclosures	← →	Our assessment is that the risk is similar to 2022.
		2023: Acceptable 2022: Acceptable

Description of the Key Audit Matter

Dispute outcome: The Group is subject to a large number of claims, including class actions, which could have a significant impact on the results if potential exposures were to materialise. For our 2023 audit, in our judgement, the most significant risk and area of uncertainty, continues to relate to ongoing litigation in Canada. Imperial Tobacco Canada Limited ("Imperial") has received an unfavourable judgement on the smoking and health class actions certified by the Quebec Superior Court. As a result of this judgement, Imperial has filed for creditor protection under the Companies' Creditors Arrangement Act (the "CCAA"). In seeking protection under the CCAA, Imperial will look to resolve not only the Quebec case but also all other tobacco litigation in Canada under an efficient and court supervised process, while continuing to trade in the normal course of business.

The amounts involved are significant, and the Group's application of accounting standards to determine the amount, if any, to be provided as a liability or disclosed as a contingent liability, is inherently subjective. Significant judgement was involved in auditing this determination, including evaluating the Group's assessment of the relevant law, historical and pending court rulings, and the Group's ability to estimate the likelihood and extent of any future economic outflow arising from the ultimate resolution of the Canadian litigation.

The effect of these matters is that, as part of our risk assessment, we determined that the potential exposure to litigation requires a high degree of judgement, with a potential range of reasonable outcomes greater than our materiality for the financial statements as a whole, and possibly many times that amount.

Our response to the risk

Control design and operation: Evaluating the processes and controls within the legal exposure process, including controls over the interpretation of relevant law and related court rulings and estimation of the likelihood and extent of any future economic outflow arising from the ultimate resolution of the Canadian litigation;

Enquiry of lawyers: Reading letters received directly from the Group's external and internal legal counsel that evaluated the current status of the Canadian legal proceedings. We also inquired of internal legal counsel to evaluate their basis for conclusions in their letter, including challenging that it is not possible to reliably estimate any potential liability based on the current status of the proceedings;

Assessing local legal precedents: Assessing relevant historical and recent judgements passed by the judicial court authorities in relation to the Canadian litigation and reading the related Canadian court rulings in order to challenge Imperial's interpretation of the Canadian legal proceedings and the related contingent liability disclosures; and

Financial Statements

Independent Auditor's Report[®]

Continued

Assessing transparency: Assessing whether the Group's disclosures in relation to the Canadian litigation adequately disclose the potential liabilities.

Communications with the British American Tobacco p.l.c.'s Audit Committee

Our discussions with and reporting to the Audit Committee included:

- Our approach to the audit of contingent liabilities arising from ongoing litigation in Canada, including details of our planned substantive procedures and the extent of our control reliance;
- Our conclusion on the appropriateness of the Group's assessment to either disclose a contingent liability or to recognise a provision based on the latest developments associated with the litigation and whether it is in conformity with relevant accounting standards; and
- The adequacy of disclosures in the Contingent Liability Statement in relation to the Canadian litigation within the Annual Report.

Areas of particular auditor judgement

Our evaluation of the Group's assessment of the relevant law, historical and pending court rulings, and the Group's ability to estimate the likelihood and extent of any future economic outflow arising from the ultimate resolution of the Canadian litigation, as well as the Group's application of accounting standards to determine the amount, if any, to be provided as a liability or disclosed as a contingent liability is an area requiring particular auditor judgement.

Our results

From the evidence obtained, we found the Group's treatment of the contingent liabilities and related disclosures arising from litigation in Canada to be acceptable (2022: acceptable).

Further information in the Annual Report: See the Audit Committee Report on page 161 for details on how the Audit Committee considered contingent liabilities arising from litigation in Canada as an area of significant attention, page 216 for the accounting policy on contingent liabilities and contingent assets, and pages 286 to 289 for the financial disclosures.

4.3 Recoverability of the Company's investment in subsidiaries (Parent Company)

Financial Statement Elements	Our assessment of risk vs 2022		Our results
	2023	2022	
Investment in subsidiaries	£27,747m	£27,798m	← → Our assessment is that the risk is similar to 2022. 2023: Acceptable 2022: Acceptable

Description of the Key Audit Matter

Low risk, high value: The carrying amount of the Parent Company's investments in subsidiaries is £27,747 million (2022: £27,798 million) which represents 70% (2022: 70%) of the Company's total assets. Their recoverability is not a high risk of significant misstatement or subject to significant judgement.

However, due to the materiality of investments in subsidiaries in the context of the Parent Company financial statements, this is the area that had the greatest effect on our overall parent Company audit.

Our response to the risk

Tests of detail: Comparing the carrying amount of the parent Company's direct investments, representing 100% (2022: 100%) of the total investment balance with the relevant subsidiary's draft balance sheet to identify whether their net assets, approximating their minimum recoverable amount, were in excess of their carrying amount and assessing whether those subsidiaries have historically been profit-making.

We performed the tests above rather than seeking to rely on any of the Parent Company's controls because the nature of the balance is such that we would expect to obtain audit evidence primarily through the detailed procedures described.

Communications with the British American Tobacco p.l.c.'s Audit Committee

Our discussions with and reporting to the Audit Committee included:

- Our approach to the audit of the Parent Company's investment in subsidiaries including details of our planned substantive procedures; and
- Our conclusion whether the carrying amount of the Parent Company's investment in subsidiaries remains recoverable based on our audit procedures.

Our results

We found the conclusion that there is no impairment of the investment in subsidiaries to be acceptable (2022: acceptable).

Further information in the Annual Report: See page 325 for the accounting policy on investments in Group companies, and page 326 for the financial disclosures.

5 Our Ability to Detect Irregularities, and our Response

Fraud - Identifying and responding to risks of material misstatement due to fraud

Fraud risk assessment

To identify risks of material misstatement due to fraud ("fraud risks") we assessed events or conditions that could indicate an incentive or pressure to commit fraud or provide an opportunity to commit fraud. Our risk assessment procedures included:

- Enquiring of Directors, the Audit Committee, and internal audit whether they have knowledge of any actual, suspected, or alleged fraud, and inspection of policy documentation as to the Group's high-level policies and procedures to prevent and detect fraud, including the internal audit function, and the Group's channel for "whistleblowing".
- Reading minutes of the Board of Directors, Audit Committee, Remuneration Committee, Nominations Committee, Transactions Committee and Corporate Committee.
- Considering the International Executive Incentive Scheme and performance targets for senior management.
- Using analytical procedures to identify any unusual or unexpected relationships.

Our forensic specialists assisted us in identifying key fraud risk factors. This included attending the Risk Assessment and Planning Discussion and participating in meetings with management, to discuss matters relating to ongoing investigations. With regards to

anti-bribery and corruption, they assisted us in developing our audit approach to address fraud risk factors and inspected reporting deliverables submitted by component audit teams that were scoped in for additional anti-bribery and corruption audit procedures.

Risk communications

We communicated identified fraud risks throughout the audit team and remained alert to any indications of fraud throughout the audit. This included communication from the Group to component audit teams of relevant fraud risks identified at the Group level and requests to component audit teams to report to the Group audit team any instances of fraud that could give rise to a material misstatement at the Group level.

Fraud risks

As required by auditing standards, and taking into account possible pressures to meet profit targets, we performed procedures to address the risk of management override of controls, in particular the risk that Group and component management may be in a position to make inappropriate accounting entries and the risk of bias in accounting estimates. On this audit we do not believe there is a fraud risk related to revenue recognition as the revenue model is non-complex with no material estimation or manual intervention, revenue is disaggregated between a significant number of End Markets and remuneration targets are based on Group performance rather than End Market performance.

We also considered the risk of fraud in relation to the potential for management bias in the estimation of the recoverable amount of Reynolds American goodwill, trademarks and similar intangibles with indefinite lives. The risk of bias related to previous market communications as to the extent of and rationale for the impairment charge. The risk relates to the particularly judgemental assumptions of discount rates, long-term growth rates, budgeted net revenue and menthol retention rates.

Link to KAM's

Further details in respect of impairment analysis of goodwill, trademarks and similar intangibles with indefinite lives is set out in the key audit matter disclosures in section 4.1 of this report.

Procedures to address fraud risks

In determining the audit procedures, we took into account the results of our evaluation and testing of the operating effectiveness of the Group-wide fraud risk management controls.

We also performed procedures including:

- Identifying journal entries to test from a Group perspective based on risk criteria and comparing the identified entries to supporting documentation. These included those unexpected adjustments posted to revenue accounts, those posted to accounts that contain significant estimates, those posted or approved by an individual not authorised to post or approve and those posted to accounts which could drive certain key metrics such as the bonus calculation.
- Identifying journal entries to test for all components based on risk criteria and comparing the identified entries to supporting documentation. These included those posted by senior finance management or Directors, those posted to an account that had one entry during the last two months of the year and those posted with an unusual account combination.
- Assessing whether the judgements made in making accounting estimates are indicative of a potential bias.

Laws and regulations - identifying and responding to risks of material misstatement relating to compliance with laws and regulations

Laws and regulations risk assessment

We identified areas of laws and regulations that could reasonably be expected to have a material effect on the financial statements from our general commercial and sector experience, through discussion with the Directors and other management (as required by auditing standards), and from inspection of the Group's regulatory and legal correspondence and discussed with the Directors and other management the policies and procedures regarding compliance with laws and regulations.

As the Group is regulated, our assessment of risks involved gaining an understanding of the control environment including the entity's procedures for complying with regulatory requirements.

Risk communications

We communicated identified laws and regulations throughout our team and remained alert to any indications of non-compliance throughout the audit. This included communication from the Group to component audit teams of relevant laws and regulations identified at the Group level, and a request for component auditors to report to the Group team any instances of non-compliance with laws and regulations that could give rise to a material misstatement at the Group level.

The potential effect of these laws and regulations on the financial statements varies considerably.

Direct laws context and link to audit

The Group is subject to laws and regulations that directly affect the financial statements including financial reporting legislation (including related companies' legislation), distributable profits legislation, taxation legislation and pension legislation and we assessed the extent of compliance with these laws and regulations as part of our procedures on the related financial statement items.

Most significant indirect law/ regulation areas

The Group is subject to many other laws and regulations where the consequences of non-compliance could have a material effect on amounts or disclosures in the financial statements, for instance through the imposition of fines or litigation. We identified the following areas as those most likely to have such an effect: health and safety, anti-bribery and corruption, money-laundering, sanctions, environmental protection legislation, food and drug administration, data privacy, competition and contract legislation recognising the financial and regulated nature of the Group's activities.

Auditing standards limit the required audit procedures to identify non-compliance with these laws and regulations to enquiry of the Directors and other management and inspection of regulatory and legal correspondence, if any. Therefore if a breach of operational regulations is not disclosed to us or evident from relevant correspondence, an audit will not detect that breach.

Financial Statements

Independent Auditor's Report[®]

Continued

Known actual or suspected matters

In relation to the investigations into allegations of misconduct by the governmental authorities discussed in note 31, we, with the involvement of forensic specialists, performed inquiries, obtained legal confirmations, and assessed disclosures against our understanding from legal correspondence.

Context

Context of the ability of the audit to detect fraud or breaches of law or regulation

Owing to the inherent limitations of an audit, there is an unavoidable risk that we may not have detected some material misstatements in the financial statements, even though we have properly planned and performed our audit in accordance with auditing standards. For example, the further removed non-compliance with laws and regulations is from the events and transactions reflected in the financial statements, the less likely the inherently limited procedures required by auditing standards would identify it.

In addition, as with any audit, there remained a higher risk of non-detection of fraud, as fraud may involve collusion, forgery, intentional omissions, misrepresentations, or the override of internal controls. Our audit procedures are designed to detect material misstatement. We are not responsible for preventing non-compliance or fraud and cannot be expected to detect non-compliance with all laws and regulations.

6 Our Determination of Materiality

The scope of our audit was influenced by our application of materiality. We set quantitative thresholds and overlay qualitative considerations to help us determine the scope of our audit and the nature, timing and extent of our procedures, and in evaluating the effect of misstatements, both individually and in the aggregate, on the financial statements as a whole.

Materiality for the Group financial statements as a whole £480m (2022: £450m)

What we mean

A quantitative reference for the purpose of planning and performing our audit.

Basis for determining materiality and judgements applied

Materiality for the Group financial statements as a whole was set at £480 million (2022: £450 million). Consistent with 2022, the Group materiality was determined with reference to a benchmark of Group profit before taxation, normalised to exclude restructuring cost of the Group, charges in respect of the sale of the Group's operations in Russia and Belarus, impairment charges and other one-off litigation expenses (2022: restructuring cost of the Group, charges in respect of proposed sale of the Group's operations in Russia and Belarus, and other one-off litigation expenses), of £10,921 million (2022: £10,546 million). We adjusted for these items because they do not represent the normal, continuing operations of the Group.

Our Group materiality of £480 million was determined by applying a percentage to the Group profit before taxation, normalised to exclude items described above. KPMG's approach to determining materiality for listed or public interest entities considers a guideline range 3% to 5% of the benchmark. Our Group materiality represents 4.4% (2022: 4.8%) of the Group profit before taxation.

Materiality for the Parent Company financial statements as a whole was set at £301 million (2022: £221 million), determined with reference to a benchmark of Parent Company total assets, of which it represents 0.76% (2022: 0.55%).

Performance materiality £360m (2022: £337m)

What we mean

Our procedures on individual account balances and disclosures were performed to a lower threshold, performance materiality, so as to reduce to an acceptable level the risk that individually immaterial misstatements in individual account balances add up to a material amount across the financial statements as a whole.

Basis for determining performance materiality and judgements applied

We have considered performance materiality at a level of 75% (2022: 75%) of materiality for British American Tobacco p.l.c. Group financial statements as a whole to be appropriate.

The Parent Company performance materiality was set at £225 million (2022: £165 million), which equates to 75% (2022: 75%) of materiality for the Parent Company financial statements as a whole.

We applied this percentage in our determination of performance materiality because we did not identify any factors indicating an elevated level of risk.

Audit misstatement posting threshold £24m (2022: £22.5m)

What we mean

This is the amount below which identified misstatements are considered to be clearly trivial from a quantitative point of view. We may become aware of misstatements below this threshold which could alter the nature, timing and scope of our audit procedures, for example if we identify smaller misstatements which are indicators of fraud.

This is also the amount above which all misstatements identified are communicated to British American Tobacco p.l.c.'s Audit Committee.

Basis for determining the audit misstatement posting threshold and judgements applied

We set our audit misstatement posting threshold at 5% (2022: 5%) of our materiality for the Group financial statements. We also report to the Audit Committee any other identified misstatements that warrant reporting on qualitative grounds.

The overall materiality for the Group financial statements of £480 million (2022: £450 million) compares as follows to the main financial statement caption amounts:

	Total Group revenue		Group (loss)/profit before tax		Total Group Assets	
	2023	2022	2023	2022	2023	2022
Financial statement Caption	£27,283m	£27,655m	£(17,061)m	£9,324m	£118,716m	£153,546m
Group Materiality as % of caption	1.75%	1.63%	2.81%	4.83%	0.40%	0.29%

7 The Scope of our Audit

What we mean

How the Group audit team determined the procedures to be performed across the Group.

Group scope

The Group has 23 (2022: 32) in-scope reporting components. In order to determine the work performed at the reporting component level, we identified those components which we considered to be of individual financial significance, those which were significant due to risk and those remaining components on which we required procedures to be performed to provide us with the evidence required in order to conclude on the Group financial statements as a whole.

We determined individually financially significant components as those contributing at least 3.5% (2022: 3% and 5%) of net revenue and profit before taxation, respectively. We selected net revenue and profit before taxation as these are the most representative of the relative size of the components.

We performed full scope audits for Group reporting purposes of 16 components (2022: 20). Audits of these components were performed using materiality levels assigned by the Group audit team, which were lower than the materiality level for the Group as a whole, ranging from £75 million to £280 million (2022: £65 million to £240 million), and determined by reference to the size and risk profile of the components.

Audits of one or more account balances were performed in respect of a further 5 components (2022: 10), using a materiality ranging from £60 million to £120 million (2022: £50 million to £100 million) assigned by the Group audit team. Specified audit procedures have been performed at 2 components (2022: 2) using a materiality of £50 million (2022: £50 million). These 7 (2022: 12) components for which we performed work other than full scope audits for Group reporting purposes were not individually significant but were included in the scope of Group reporting work in order to provide further coverage over the Group's results. This is consistent with the approach that was adopted in 2022.

The work on 19 of the 23 components (2022: 28 of the 32 components) was performed by component auditors and the work on the remaining components as well as on the Parent Company, was performed by the Group team. For those items excluded to normalise Group profit before taxation, the component teams performed procedures on items relating to their components. The Group team performed procedures on the remaining excluded items.

The components within the scope of our work accounted for the following percentages of the Group's results, with the prior year comparatives indicated in brackets:

Component type	Work performed	Number of components	Percentage of Group:		
			Revenue	Profit before taxation	Total assets
Individually financially significant	Audit	2 (2022: 5)	47% (2022: 60%)	5% (2022: 41%)	32% (2022: 32%)
Other components on which work was performed	Audit	14 (2022: 15)	26% (2022: 15%)	72% (2022: 24%)	57% (2022: 60%)
	Audits of one or more account balances	5 (2022: 10)	2% (2022: 5%)	7% (2022: 12%)	3% (2022: 2%)
	Specific risk-focused audit procedures	2 (2022: 2)	0% (2022: 0%)	0% (2022: 0%)	0% (2022: 0%)
Total		23 (2022: 32)	75% (2022: 80%)	84% (2022: 77%)	92% (2022: 94%)

The remaining 25% (2022: 20%) of Group revenue, 16% (2022: 23%) of Group profit before taxation, and 8% (2022: 6%) of total Group assets is represented by 301 (2022: 348) reporting components, none of which individually represented more than 3% (2022: 4%) of any of total Group revenue, Group profit before taxation or total Group assets. For these residual components, we performed analysis at an aggregated Group level to re-examine our assessment that there were no significant risks of material misstatement within these.

The Group team instructed component auditors as to the significant areas to be covered, including the relevant risks detailed above and the information to be reported back.

We were able to rely upon the Group's internal control over financial reporting in all areas of our audit, and where our controls testing supported this approach, which enabled us to reduce the scope of our substantive audit work.

The Group operates 3 finance shared service centres (2022: 3) in Romania, Malaysia and Costa Rica, the outputs of which are included in the financial information of the reporting components they service and therefore they are not separate reporting components. The Group team instructed auditors of the shared service centres to perform specified risk-focused audit procedures, predominantly the testing of transaction processing and review controls, and the information to be reported back. Additional procedures are performed at certain reporting components to address the audit risks not covered by the work performed over the shared service centres.

The Group audit team has also performed audit procedures on the following areas of behalf of the components:

- Testing of manual controls operated from the Group's shared service centres;
- Testing of automated controls and system generated information within centrally managed IT systems; and
- Testing of general IT controls over centrally managed IT systems.

These items were audited by the Group team because the processes and controls were operated and managed centrally at the Group level. The Group team communicated the results of these procedures to the component teams.

Financial Statements

Independent Auditor's Report[®]

Continued

Group audit team oversight

What we mean

The extent of the Group audit team's involvement in component audits.

The Group audit team visited in-person, 4 (2022: 4) components, 2 (2022: 2) finance shared service centres and 2 (2022: nil) out of scope end-markets for the purpose of business understanding, risk assessment and challenging the audit approach.

The Group audit team also held an audit risk planning and strategy global conference which in-scope component auditors attended. Online and/or telephone planning meetings were held with in-scope component audit teams to explain our audit instructions and to discuss the significant areas of the audit relevant to the components.

Further to these visits and conference, the Group team also performed detailed remote file reviews upon the completion of the component auditors' engagements. The findings reported to the Group team were discussed in more detail, and any further work required by the Group team was then performed by the component auditor.

8 Other Information in the Annual Report

The directors are responsible for the other information presented in the Annual Report together with the financial statements. Our opinion on the financial statements does not cover the other information and, accordingly, we do not express an audit opinion or, except as explicitly stated below, any form of assurance conclusion thereon.

All other information

Our responsibility

Our responsibility is to read the other information and, in doing so, consider whether, based on our financial statements audit work, the information therein is materially misstated or inconsistent with the financial statements or our audit knowledge.

Our reporting

Based solely on that work we have not identified material misstatements or inconsistencies in the other information.

Strategic report and Directors' report

Our responsibility and reporting

Based solely on our work on the other information described above we report to you as follows:

- we have not identified material misstatements in the strategic report and the Directors' report;
- in our opinion the information given in those reports for the financial year is consistent with the financial statements; and
- in our opinion those reports have been prepared in accordance with the Companies Act 2006.

Directors' Remuneration Report

Our responsibility

We are required to form an opinion as to whether the part of the Directors' Remuneration Report to be audited has been properly prepared in accordance with the Companies Act 2006.

Our reporting

In our opinion the part of the Directors' Remuneration Report to be audited has been properly prepared in accordance with the Companies Act 2006.

Corporate governance disclosures

Our responsibility

We are required to perform procedures to identify whether there is a material inconsistency between the financial statements and our audit knowledge, and:

- the Directors' statement that they consider that the Annual Report and financial statements taken as a whole is fair, balanced and understandable, and provides the information necessary for shareholders to assess the Group's position and performance, business model and strategy;
- the section of the Annual Report describing the work of the Audit Committee, including the significant issues that the Audit Committee considered in relation to the financial statements, and how these issues were addressed; and
- the section of the Annual Report that describes the review of the effectiveness of the Group's risk management and internal control systems.

Our reporting

Based on those procedures, we have concluded that each of these disclosures is materially consistent with the financial statements and our audit knowledge.

We are also required to review the part of the Corporate Governance Statement relating to the Group's compliance with the provisions of the UK Corporate Governance Code specified by the Listing Rules for our review.

We have nothing to report in this respect.

Other matters on which we are required to report by exception

Our responsibility

Under the Companies Act 2006, we are required to report to you if, in our opinion:

- adequate accounting records have not been kept by the Parent Company, or returns adequate for our audit have not been received from branches not visited by us; or
- the Parent Company financial statements and the part of the Directors' Remuneration Report to be audited are not in agreement with the accounting records and returns; or
- certain disclosures of Directors' remuneration specified by law are not made; or
- we have not received all the information and explanations we require for our audit.

Our reporting

We have nothing to report in these respects.

9 Respective Responsibilities

Directors' responsibilities

As explained more fully in their statement set out on page 193, the directors are responsible for: the preparation of the financial statements including being satisfied that they give a true and fair view; such internal control as they determine is necessary to enable the preparation of financial statements that are free from material misstatement, whether due to fraud or error; assessing the Group and Parent Company's ability to continue as a going concern, disclosing, as applicable, matters related to going concern; and using the going concern basis of accounting unless they either intend to liquidate the Group or the Parent Company or to cease operations, or have no realistic alternative but to do so.

Auditor's responsibilities

Our objectives are to obtain reasonable assurance about whether the financial statements as a whole are free from material misstatement, whether due to fraud or error, and to issue our opinion in an auditor's report. Reasonable assurance is a high level of assurance, but does not guarantee that an audit conducted in accordance with ISAs (UK) will always detect a material misstatement when it exists. Misstatements can arise from fraud or error and are considered material if, individually or in aggregate, they could reasonably be expected to influence the economic decisions of users taken on the basis of the financial statements.

A fuller description of our responsibilities is provided on the FRC's website at www.frc.org.uk/auditorsresponsibilities.

The Company is required to include these financial statements in an annual financial report prepared under Disclosure Guidance and Transparency Rule ("DTR") 4.1.17R and 4.1.18R. This auditor's report provides no assurance over whether the annual financial report has been prepared in accordance with those requirements.

10 The Purpose of our Audit Work and to Whom We Owe our Responsibilities

This report is made solely to the Company's members, as a body, in accordance with Chapter 3 of Part 16 of the Companies Act 2006. Our audit work has been undertaken so that we might state to the Company's members those matters we are required to state to them in an auditor's report and for no other purpose. To the fullest extent permitted by law, we do not accept or assume responsibility to anyone other than the Company and the Company's members, as a body, for our audit work, for this report, or for the opinions we have formed.

Philip Smart (Senior Statutory Auditor)

for and on behalf of KPMG LLP, Statutory Auditor
Chartered Accountants

15 Canada Square
London
E14 5GL

07 February 2024

Financial Statements

Report of Independent Registered Public Accounting Firm

This page has been left blank intentionally

This page has been left blank intentionally

Financial Statements

Group Income Statement

	Notes	For the years ended 31 December		
		2023 £m	2022 £m	2021 £m
Revenue¹	2	27,283	27,655	25,684
Raw materials and consumables used		(4,545)	(4,781)	(4,542)
Changes in inventories of finished goods and work in progress		(96)	227	160
Employee benefit costs	3	(2,664)	(2,972)	(2,717)
Depreciation, amortisation and impairment costs	4	(28,614)	(1,305)	(1,076)
Other operating income	5	432	722	196
Loss on reclassification from amortised cost to fair value		(9)	(5)	(3)
Other operating expenses	6	(7,538)	(9,018)	(7,468)
(Loss)/profit from operations	2	(15,751)	10,523	10,234
Net finance costs	8	(1,895)	(1,641)	(1,486)
Share of post-tax results of associates and joint ventures	2,9	585	442	415
(Loss)/profit before taxation		(17,061)	9,324	9,163
Taxation on ordinary activities	10	2,872	(2,478)	(2,189)
(Loss)/profit for the year		(14,189)	6,846	6,974
Attributable to:				
Owners of the parent		(14,367)	6,666	6,801
Non-controlling interests		178	180	173
		(14,189)	6,846	6,974
(Loss)/earnings per share				
Basic	11	(646.6)	293.3	296.9
Diluted	11	(646.6)	291.9	295.6

Note:

1. Revenue is net of duty, excise and other taxes of £36,917 million, £38,527 million and £38,595 million for the years ended 31 December 2023, 2022 and 2021, respectively.

The accompanying notes are an integral part of these consolidated financial statements.

Group Statement of Comprehensive Income

	Notes	For the years ended 31 December		
		2023 £m	2022 £m	2021 £m
(Loss)/profit for the year		(14,189)	6,846	6,974
Other comprehensive (expense)/income				
Items that may be reclassified subsequently to profit or loss:		(3,317)	8,506	509
Foreign currency translation and hedges of net investments in foreign operations				
– differences on exchange from translation of foreign operations		(4,049)	8,923	32
– reclassified and reported in profit for the year	22(c)	552	5	291
– net investment hedges - net fair value gains/(losses) on derivatives		236	(578)	75
– net investment hedges - differences on exchange on borrowings		9	(21)	24
Cash flow hedges				
– net fair value gains		59	81	95
– reclassified and reported in profit for the year		12	101	32
– tax on net fair value gains in respect of cash flow hedges	10(f)	(23)	(17)	(32)
Investments held at fair value				
– net fair value (losses)/gains	18	(6)	6	9
Associates – share of OCI, net of tax	9	(107)	6	(17)
Items that will not be reclassified subsequently to profit or loss:		(57)	201	313
Retirement benefit schemes				
– net actuarial (losses)/gains	15	(106)	316	382
– surplus recognition	15	24	(39)	(1)
– tax on actuarial losses/(gains) in respect of subsidiaries	10(f)	30	(95)	(82)
Associates – share of OCI, net of tax	9	(5)	19	14
Total other comprehensive (expense)/income for the year, net of tax		(3,374)	8,707	822
Total comprehensive (expense)/income for the year, net of tax		(17,563)	15,553	7,796
Attributable to:				
Owners of the parent		(17,699)	15,370	7,622
Non-controlling interests		136	183	174
		(17,563)	15,553	7,796

The accompanying notes are an integral part of these consolidated financial statements.

Financial Statements

Group Statement of Changes in Equity

	Attributable to owners of the parent									
	Notes	Share capital £m	Share premium, capital redemption and merger reserves £m	Other reserves £m	Retained earnings £m	In respect of assets held-for- sale £m	Total attributable to owners of parent £m	Perpetual hybrid bonds £m	Non- controlling interests £m	Total equity £m
Balance at 1 January 2023		614	26,628	2,655	44,081	(295)	73,683	1,685	342	75,710
Total comprehensive (expense)/income for the year comprising:		—	—	(3,281)	(14,418)	—	(17,699)	—	136	(17,563)
(Loss)/profit for the year		—	—	—	(14,367)	—	(14,367)	—	178	(14,189)
Other comprehensive expense for the year		—	—	(3,281)	(51)	—	(3,332)	—	(42)	(3,374)
Other changes in equity										
Cash flow hedges reclassified and reported in total assets		—	—	27	—	—	27	—	—	27
Employee share options										
– value of employee services	28	—	—	—	71	—	71	—	—	71
– proceeds from new shares issued		—	2	—	—	—	2	—	—	2
Dividends and other appropriations										
– ordinary shares	22(c),(f)	—	—	—	(5,071)	—	(5,071)	—	—	(5,071)
– to non-controlling interests		—	—	—	—	—	—	—	(110)	(110)
Purchase of own shares										
– held in employee share ownership trusts		—	—	—	(110)	—	(110)	—	—	(110)
Perpetual hybrid bonds										
– coupons paid		—	—	—	(58)	—	(58)	—	—	(58)
– tax on coupons paid		—	—	—	14	—	14	—	—	14
Reclassification of equity in respect of assets classified as held-for-sale	27(d)	—	—	(295)	—	295	—	—	—	—
Other movements		—	—	—	22	—	22	—	—	22
Balance at 31 December 2023		614	26,630	(894)	24,531	—	50,881	1,685	368	52,934

The accompanying notes are an integral part of these consolidated financial statements.

	Attributable to owners of the parent									
	Notes	Share capital £m	Share premium, capital redemption and merger reserves £m	Other reserves £m	Retained earnings £m	In respect of assets held-for- sale £m	Total attributable to owners of parent £m	Perpetual hybrid bonds £m	Non- controlling interests £m	Total equity £m
Balance at 1 January 2022		614	26,622	(6,032)	44,212	—	65,416	1,685	300	67,401
Total comprehensive income for the year comprising:		—	—	8,521	6,849	—	15,370	—	183	15,553
Profit for the year		—	—	—	6,666	—	6,666	—	180	6,846
Other comprehensive income for the year		—	—	8,521	183	—	8,704	—	3	8,707
Other changes in equity										
Cash flow hedges reclassified and reported in total assets		—	—	(129)	—	—	(129)	—	—	(129)
Employee share options										
– value of employee services	28	—	—	—	81	—	81	—	—	81
– proceeds from new shares issued		—	5	—	—	—	5	—	—	5
– treasury shares used for share option schemes		—	1	—	(1)	—	—	—	—	—
Dividends and other appropriations										
– ordinary shares	22(c),(f)	—	—	—	(4,915)	—	(4,915)	—	—	(4,915)
– to non-controlling interests		—	—	—	—	—	—	—	(141)	(141)
Purchase of own shares										
– held in employee share ownership trusts		—	—	—	(80)	—	(80)	—	—	(80)
– share buy-back programme	22(c)(vi)	—	—	—	(2,012)	—	(2,012)	—	—	(2,012)
Perpetual hybrid bonds										
– coupons paid		—	—	—	(59)	—	(59)	—	—	(59)
– tax on coupons paid		—	—	—	11	—	11	—	—	11
Non-controlling interests – acquisitions	27(b)	—	—	—	(1)	—	(1)	—	—	(1)
Reclassification of equity in respect of assets classified as held-for-sale	27(d)	—	—	295	—	(295)	—	—	—	—
Other movements		—	—	—	(4)	—	(4)	—	—	(4)
Balance at 31 December 2022		614	26,628	2,655	44,081	(295)	73,683	1,685	342	75,710

The accompanying notes are an integral part of these consolidated financial statements.

Financial Statements

Group Statement of Changes in Equity
Continued

	Attributable to owners of the parent								
	Notes	Share capital £m	Share premium, capital redemption and merger reserves £m	Other reserves £m	Retained earnings £m	Total attributable to owners of parent £m	Perpetual hybrid bonds £m	Non- controlling interests £m	Total equity £m
Balance at 1 January 2021		614	26,618	(6,600)	42,041	62,673	—	282	62,955
Total comprehensive (expense)/income for the year comprising:		—	—	523	7,099	7,622	—	174	7,796
Profit for the year		—	—	—	6,801	6,801	—	173	6,974
Other comprehensive (expense)/income for the year		—	—	523	298	821	—	1	822
Other changes in equity									
Cash flow hedges reclassified and reported in total assets		—	—	45	—	45	—	—	45
Employee share options									
– value of employee services	28	—	—	—	76	76	—	—	76
– treasury shares used for share option schemes		—	4	—	(4)	—	—	—	—
Dividends and other appropriations									
– ordinary shares	22(c),(f)	—	—	—	(4,904)	(4,904)	—	—	(4,904)
– to non-controlling interests		—	—	—	—	—	—	(162)	(162)
Purchase of own shares									
– held in employee share ownership trusts		—	—	—	(82)	(82)	—	—	(82)
Perpetual hybrid bonds									
– proceeds, net of issuance fees		—	—	—	—	—	1,681	—	1,681
– tax on issuance fees		—	—	—	—	—	4	—	4
– coupons paid		—	—	—	(6)	(6)	—	—	(6)
– tax on coupons paid		—	—	—	1	1	—	—	1
Non-controlling interests - acquisitions		—	—	—	(5)	(5)	—	—	(5)
Other movements non-controlling interests	27(b)	—	—	—	—	—	—	6	6
Other movements		—	—	—	(4)	(4)	—	—	(4)
Balance at 31 December 2021		614	26,622	(6,032)	44,212	65,416	1,685	300	67,401

The accompanying notes are an integral part of these consolidated financial statements.

Group Balance Sheet

	Notes	31 December	
		2023 £m	2022 £m
Assets			
Intangible assets	12	95,562	129,075
Property, plant and equipment	13	4,583	4,867
Investments in associates and joint ventures	14	1,970	2,020
Retirement benefit assets	15	956	1,000
Deferred tax assets	16	911	682
Trade and other receivables	17	321	241
Investments held at fair value	18	118	121
Derivative financial instruments	19	109	131
Total non-current assets		104,530	138,137
Inventories	20	4,938	5,671
Income tax receivable		172	149
Trade and other receivables	17	3,621	4,367
Investments held at fair value	18	601	579
Derivative financial instruments	19	181	430
Cash and cash equivalents	21	4,659	3,446
		14,172	14,642
Assets classified as held-for-sale		14	767
Total current assets		14,186	15,409
Total assets		118,716	153,546
Equity – capital and reserves			
Share capital	22(a)	614	614
Share premium, capital redemption and merger reserves	22(b)	26,630	26,628
Other reserves	22(c)	(894)	2,655
Retained earnings	22(c)	24,531	44,081
In respect of assets held-for-sale	22(c)	—	(295)
Owners of the parent		50,881	73,683
Perpetual hybrid bonds	22(d)	1,685	1,685
Non-controlling interests	22(e)	368	342
Total equity		52,934	75,710
Liabilities			
Borrowings	23	35,406	38,726
Retirement benefit liabilities	15	881	949
Deferred tax liabilities	16	12,192	18,428
Other provisions for liabilities	24	531	434
Trade and other payables	25	893	944
Derivative financial instruments	19	206	502
Total non-current liabilities		50,109	59,983
Borrowings	23	4,324	4,413
Income tax payable		992	1,049
Other provisions for liabilities	24	468	1,087
Trade and other payables	25	9,700	10,449
Derivative financial instruments	19	189	427
		15,673	17,425
Liabilities associated with assets classified as held-for-sale		—	428
Total current liabilities		15,673	17,853
Total equity and liabilities		118,716	153,546

The accompanying notes are an integral part of these consolidated financial statements.

On behalf of the Board

Luc Jobin

Chair

07 February 2024

Financial Statements

Group Cash Flow Statement

	Notes	For the years ended 31 December		
		2023 £m	2022 £m	2021 £m
(Loss)/profit for the year		(14,189)	6,846	6,974
Taxation on ordinary activities		(2,872)	2,478	2,189
Share of post-tax results of associates and joint ventures		(585)	(442)	(415)
Net finance costs		1,895	1,641	1,486
(Loss)/profit from operations		(15,751)	10,523	10,234
Adjustments for				
– depreciation, amortisation and impairment costs	4	28,614	1,305	1,076
– decrease/(increase) in inventories		265	(246)	433
– increase in trade and other receivables		(487)	(42)	(393)
– decrease in Master Settlement Agreement payable	6	(287)	(145)	(36)
– increase in trade and other payables		640	3	183
– decrease in net retirement benefit liabilities		(111)	(110)	(104)
– (decrease)/increase in other provisions for liabilities		(489)	643	(145)
– other non-cash items	27(d)	436	606	430
Cash generated from operating activities		12,830	12,537	11,678
Dividends received from associates		506	394	353
Tax paid		(2,622)	(2,537)	(2,314)
Net cash generated from operating activities		10,714	10,394	9,717
Cash flows from investing activities				
Interest received		145	85	33
Purchases of property, plant and equipment		(460)	(523)	(527)
Proceeds on disposal of property, plant and equipment		54	31	31
Purchases of intangibles		(141)	(133)	(218)
Proceeds on disposals of intangibles		27	3	—
Purchases of investments	18	(448)	(257)	(369)
Proceeds on disposals of investments	18	405	128	141
Investment in associates and acquisitions of other subsidiaries net of cash acquired		(37)	(39)	(133)
Disposal of subsidiary, net of cash disposed of	27(d)	159	—	(98)
Net cash used in investing activities		(296)	(705)	(1,140)
Cash flows from financing activities				
Interest paid on borrowings and financing related activities		(1,682)	(1,578)	(1,479)
Interest element of lease liabilities		(30)	(25)	(23)
Capital element of lease liabilities		(162)	(161)	(154)
Proceeds from increases in and new borrowings		5,134	3,267	978
Reductions in and repayments of borrowings		(6,769)	(3,044)	(4,843)
(Outflows)/inflows relating to derivative financial instruments		(480)	(117)	229
Purchases of own shares - share buy-back programme	22(c)	—	(2,012)	—
Purchases of own shares held in employee share ownership trusts	22(c)	(110)	(80)	(82)
Proceeds from the issue of perpetual hybrid bonds, net of issuance costs	22(d)	—	—	1,681
Coupon paid on perpetual hybrid bonds		(59)	(60)	(6)
Dividends paid to owners of the parent		(5,055)	(4,915)	(4,904)
Capital injection from and purchases of non-controlling interests	30	—	(1)	1
Dividends paid to non-controlling interests		(105)	(158)	(150)
Other		4	6	3
Net cash used in financing activities		(9,314)	(8,878)	(8,749)
Net cash flows generated from/(used in) operating, investing and financing activities		1,104	811	(172)
Transferred from/(to) held-for-sale*		368	(368)	—
Differences on exchange		(292)	431	(253)
Increase/(decrease) in net cash and cash equivalents in the year		1,180	874	(425)
Net cash and cash equivalents at 1 January		3,337	2,463	2,888
Net cash and cash equivalents at 31 December	21	4,517	3,337	2,463

Note:

* Included in the transferred from held-for-sale in 2023 is £102 million of foreign exchange loss due to the devaluation of the Russian ruble, as explained in note 27(d)(i).

The accompanying notes are an integral part of these consolidated financial statements.

Notes on Accounts

1 Accounting policies

Basis of preparation

The consolidated financial statements have been prepared in accordance with International Financial Reporting Standards (IFRS) as issued by the International Accounting Standards Board (IASB) and UK-adopted international accounting standards¹, and in accordance with the provisions of the UK Companies Act 2006². UK-adopted international accounting standards differ in certain respects from IFRS as issued by the IASB. The differences have no impact on the Group's consolidated financial statements for the periods presented.

The consolidated financial statements have been prepared on a going concern basis under the historical cost convention except as described in the accounting policy below on financial instruments. In performing its going concern assessment, Management considered forecasts and liquidity requirements covering a period of at least twelve months from the date of approval of the financial statements and including the Group's ability to fund its operations and generate cash to pay for debt as it falls due and takes into account the payments arising from the Master Settlement Agreement due in the U.S. in 2024 and other known liabilities or future payments (including interim dividends), as they fall due. This assessment includes consideration of geopolitical events in Europe and the general outlook in the global economy, as well as plausible downside scenarios after taking into account the Group's Principal Risks and how they could impact the Group's operations. Any mitigating actions, should they be required, are all within management's control and could include reductions in discretionary spending such as acquisitions and capital expenditure, or drawdowns on committed facilities. After reviewing the Group's annual budget, plans and financing arrangements, the Directors consider that the Group has adequate resources to continue operating and that it is therefore appropriate to continue to adopt the going concern basis in preparing the Annual Report and Form 20-F.

In preparing the financial statements, Management has considered the impact of climate change³, particularly in the context of the risks identified in the TCFD disclosure⁴ and determined that the impact is not expected to be material:

- On the going concern ⁵and viability⁶ of the Group, ⁷over the next three years⁸;
- On the Group's assessment of future cash flows (including as related to the capital expenditure plans as related to the Group's Scope 1 and 2 GHG emission reduction commitments) as used in impairment assessments for the value in use of non-current assets including goodwill (note 12(b)); and
- In respect of factors including useful lives and residual values that determine the carrying value of non-financial current assets.

There has been no material impact identified on the financial reporting judgements and estimates. Management is aware that the risks related to climate change are developing and ever changing. Accordingly, these judgements and estimates will be kept under review as the future impacts of climate change on the Group's financial statements depend on environmental, regulatory and other factors outside of the Group's control which are not all currently known.

The preparation of the consolidated financial statements requires management to make estimates and assumptions that affect the reported amounts of revenues, expenses, assets and liabilities, and the disclosure of contingent liabilities at the date of the financial statements. The key estimates and assumptions are set out in the accounting policies below, together with the related notes to the accounts.

The critical accounting judgements include:

- the determination as to whether control (subsidiaries), joint control (joint arrangements), or significant influence (associates) exists in relation to the investments held by the Group. This is assessed after taking into account the Group's ability to appoint Directors to the entity's Board, its relative shareholding compared with other shareholders, any significant contracts or arrangements with the entity or its other shareholders and other relevant facts and circumstances. The application of these policies to Group subsidiaries in territories, including Canada, is explained in note 32;
- the determination as to whether the disposal of a business or businesses is significant enough to require disclosure in current and prior years as a discontinued operation;
- the review of applicable exchange rates for transactions with and translation of entities in territories where there are restrictions on free access to foreign currency, or multiple exchange rates;
- the determination as to whether to recognise provisions and the exposures to contingent liabilities related to pending litigation or other outstanding claims, as well as other contingent liabilities. The accounting policy on contingent liabilities, which are not provided for, is set out below and the contingent liabilities of the Group are explained in note 31. Judgement is necessary to assess the likelihood that a pending claim is probable (more likely than not to succeed), possible or remote;
- the determination as to whether perpetual hybrid bonds should be classified as equity instead of borrowings (note 22(d)); and
- the identification and quantification of adjusting items. These are separately disclosed as memorandum information as explained below, and the impact of these on the calculation of adjusted earnings per share is described in note 11.

The critical accounting estimates include:

- the review of asset values, including indefinite life assets, such as goodwill and certain trademarks and similar intangibles. The key assumptions used in respect of the impairment testing are the determination of cash-generating units, the budgeted and forecast cash flows of these units, the long-term growth rate for cash flow projections and the rate used to discount the cash flow projections. These are described in note 12;
- the estimation of amounts to be recognised in respect of taxation and legal matters, and the estimation of other provisions for liabilities and charges are subject to uncertain future events, may extend over several years and so the amount and/or timing may differ from current assumptions. The accounting policy for taxation is explained below. The recognised deferred tax assets and liabilities, together with a note of unrecognised amounts, are shown in note 16, and a contingent tax asset is explained in note 10(b). Other provisions for liabilities and charges are as set out in note 24. Litigation related deposits are shown in note 17. The application of these accounting policies to the payments made and credits recognised under the Master Settlement Agreement by Reynolds American Inc. (Reynolds American) is described in note 6(b); and
- the estimation of and accounting for retirement benefit costs. The determination of the carrying value of assets and liabilities, as well as the charge for the year, and amounts recognised in other comprehensive income, involves judgements made in conjunction with independent actuaries. These involve estimates about uncertain future events on a country-by-country basis, including life expectancy of scheme members, salary and pension increases, inflation, as well as discount rates and asset values at the year-end. The assumptions used by the Group and sensitivity analyses are described in note 15.

Financial Statements

Notes on Accounts

Continued

Such estimates and assumptions are based on historical experience and various other factors that are believed to be reasonable in the circumstances and constitute management's best judgement at the date of the financial statements. In the future, actual experience may deviate from these estimates and assumptions, which could affect the financial statements as the original estimates and assumptions are modified, as appropriate, in the year in which the circumstances change.

These consolidated financial statements were authorised for issue by the Board of Directors on 7 February 2024.

With effect from 1 January 2023, the Group has adopted two Amendments to IAS 12 *Income Taxes*: in respect of deferred tax in relation to assets and liabilities arising from a single transaction; and in respect of exceptions from the recognition and disclosure of deferred tax related to income taxes arising from tax law enacted or substantively enacted to implement the Pillar Two model rules published by the Organisation for Economic Co-operation and Development (OECD), including tax law that implements qualified domestic minimum top-up taxes described in those rules.

The impact of applying these amendments was not material.

In addition, an Amendment to IAS 1 *Presentation of Financial Statements* requires the disclosure of material accounting policy information as part of the Notes to the Accounts and these are set out below. Accounting policy information is material if, when considered together with other information included in an entity's financial statements, it can reasonably be expected to influence decisions that the primary users of general purpose financial statements make on the basis of those financial statements.

Basis of consolidation

The consolidated financial information includes the financial statements of British American Tobacco p.l.c. and its subsidiary undertakings, collectively 'the Group', together with the Group's share of the results of its associates and joint arrangements.

A subsidiary is an entity controlled by the Group. Non-controlling interests represent the share of earnings or equity in subsidiaries that is not attributable, directly or indirectly, to shareholders of the Group.

Identifiable assets and liabilities acquired in a business combination are measured at fair value at the date of acquiring control. Disposals of subsidiaries and businesses due to sale or market withdrawal are accounted for as disposals from the date of losing control and may be classified as held-for-sale disposal groups at the balance sheet date if specific tests under IFRS 5 *Non-current Assets Held For Sale and Discontinued Operations* are met. Discontinued operations, where applicable, comprise material disposal groups representing a significant geographical area of operations or business activities.

Associates comprise investments in undertakings, which are not subsidiary undertakings or joint arrangements, where the Group exercises significant influence. They are accounted for using the equity method.

Joint arrangements comprise contractual arrangements where two or more parties have joint control and where decisions regarding the relevant activities of the entity require unanimous consent. Joint ventures are accounted for using the equity method. The Group accounts for its share of the assets, liabilities, income and expenses of joint operations.

Foreign currencies and hyperinflationary territories

The functional currency of the Parent Company is sterling and this is also the presentation currency of the Group. The income and cash flow statements of Group undertakings expressed in currencies other than sterling are translated to sterling using exchange rates applicable to the dates of the underlying transactions. Average rates of exchange in each year are used where the average rate approximates the relevant exchange rate at the date of the underlying transactions. Assets and liabilities of Group undertakings are translated at the applicable rates of exchange at the end of each year. In territories where there are restrictions on free access to foreign currency or multiple exchange rates, the applicable rates of exchange are regularly reviewed.

The differences arising on the retranslation to sterling of Group undertakings with functional currencies other than sterling are presented as a separate component of equity in the Translation reserve within Other reserves, as shown in note 22. They are recognised in the income statement when the gain or loss on disposal of a Group undertaking is recognised.

Transactional foreign exchange gains and losses on the revaluation or settlement of receivables and payables are recognised in the income statement, except when deferred in equity on intercompany net investment loans, on qualifying net investment hedges, or as qualifying cash flow hedges. Foreign exchange gains or losses recognised in the income statement are included in profit from operations or net finance costs depending on the underlying transactions that gave rise to these exchange differences.

In addition, for hyperinflationary countries where the effect on the Group results would be significant, the financial statements in local currency are adjusted to reflect the impact of local inflation prior to translation into sterling, in accordance with IAS 29 *Financial Reporting in Hyperinflationary Economies*. Where applicable, IAS 29 requires all transactions to be indexed by an inflationary factor to the balance sheet date, potentially leading to a monetary gain or loss on indexation. The results and balance sheets of operations in hyperinflationary territories are translated at the period end rate.

Provisions, contingent liabilities and contingent assets

Provisions are recognised when either a legal or constructive obligation as a result of a past event exists at the balance sheet date, it is probable that an outflow of economic resources will be required to settle the obligation and a reasonable estimate can be made of the amount of the obligation.

Subsidiaries and associate companies are defendants in tobacco-related and other litigation. These exposures are regularly reviewed on an on-going basis and provision for this litigation (including legal costs) is made at such time as an unfavourable outcome becomes probable and the amount can be reasonably estimated.

Contingent assets are possible assets whose existence will only be confirmed by future events not wholly within the control of the entity and are not recognised as assets until the realisation of income is virtually certain.

Where a provision has not been recognised, the Group records its external legal fees and other external defence costs for tobacco-related and other litigation as these costs are incurred.

As explained in note 17, certain litigation-related deposits are recognised as assets within loans and other receivables where management has determined that these payments represent a resource controlled by the entity. These deposits are held at the fair value of consideration transferred less impairment, if applicable, and have not been discounted.

Taxation

Tax is chargeable on the profits for the period, together with deferred tax. The current income tax charge is calculated on the basis of tax laws enacted or substantively enacted at the balance sheet date in the countries where the Group's subsidiaries, associates and joint arrangements operate and generate taxable income.

Deferred tax is determined using the tax rates that have been enacted or substantively enacted by the balance sheet date and are expected to apply when the related deferred tax asset is realised or deferred tax liability is settled. A deferred tax asset is recognised only to the extent that it is probable that future taxable profits will be available against which the asset can be utilised.

Tax is recognised in the income statement except to the extent that it relates to items recognised in other comprehensive income or directly in equity, in which case it is recognised in the statement of other comprehensive income or the statement of changes in equity.

The Group has exposures in respect of the payment or recovery of taxes and the financial statements reflect the probable outcome with estimated amounts determined based on the most likely amount or the expected value, depending on which method is expected to better predict the resolution of the uncertainty.

Equity instruments

Instruments are classified as either financial liabilities or as equity in accordance with the substance of the contractual arrangements. Instruments that cannot be settled in the Group's own equity instruments and that include no contractual obligation to deliver cash or another financial asset are classified as equity. Equity instruments issued by the Group are recognised at the proceeds received, net of issuance costs.

Goodwill

Goodwill in respect of the acquisition of subsidiaries is included in intangible assets, net of impairment, where applicable. In respect of associates and joint ventures, goodwill is included in the carrying value of the investment in the associated company or joint venture.

Intangible assets other than goodwill

The intangible assets shown on the Group balance sheet consist mainly of trademarks and similar intangibles, including certain intellectual property, acquired by the Group's subsidiary undertakings and computer software.

Acquired trademarks and similar assets are carried at cost less accumulated amortisation and impairment. Trademarks with indefinite lives are not amortised but are reviewed annually for impairment. Other trademarks and similar assets are amortised on a straight-line basis over their remaining useful lives, consistent with the pattern of economic benefits expected to be received, which do not exceed 20 years. Any impairments of trademarks are recognised in the income statement, but increases in trademark values are not recognised. With effect from 1 January 2024, the Group's indefinite-lived combustible trademarks and similar assets will be amortised on a straight-lined basis over periods not exceeding 30 years. The revision in useful economic life reflects the ongoing challenging macro-economic conditions and revised forecast in the U.S., with an expected increase in amortisation expense of £1.4 billion per annum. The Group's non-combustible trademarks will remain as indefinite-lived assets.

Computer software is carried at cost less accumulated amortisation and impairment, and, with the exception of global software solutions, is amortised on a straight-line basis over periods ranging from three years to five years. Global software solutions are software assets designed to be implemented on a global basis and used as a standard solution by all of the operating companies in the Group. Historically, these assets were amortised on a straight-line basis over periods not exceeding 13 years. With effect from 1 January 2023, global software solutions are amortised on a straight-line basis over periods not exceeding 15 years. The revision in useful life is a result of ongoing use of Global software solutions due to the extension of third-party supplier support. The estimated impact of this change in accounting estimate is a reduction in annual amortisation expense of £16 million in 2023, with similar reductions expected in 2024 and 2025.

Property, plant and equipment

Purchased property, plant and equipment are stated at cost less accumulated depreciation and impairment. Depreciation is calculated on a straight-line basis to write off the assets over their useful economic life. Purchased freehold and leasehold property are depreciated at rates between 2.5% and 4% per annum, and plant and equipment at rates between 3% and 25% per annum.

No depreciation is provided on freehold land or assets classified as held-for-sale. Non-current assets are classified as held-for sale if their carrying value will be recovered principally through a sale transaction rather than through continuing use and if all of the conditions of IFRS 5 are met.

Leased assets and lease liabilities

The Group applies IFRS 16 *Leases* to contractual arrangements which are, or contain, leases of assets. Right-of-use assets are included as part of property, plant and equipment in note 13, with the lease liabilities included as part of borrowings in note 23. Right-of-use lease assets are initially recognised at an amount equal to the lease liability, adjusted for initial direct costs in relation to the assets, then depreciated over the shorter of the lease term and their estimated useful lives. Lease liabilities are initially recognised at an amount equal to the present value of estimated contractual lease payments at the inception of the lease, discounted using the interest rate implicit in the lease if this can be readily determined, or the applicable incremental rate of borrowing, as appropriate.

The Group has adopted several practical expedients available under the Standard including not applying the requirements of IFRS 16 to leases of intangible assets, and not applying the recognition and measurement requirements of IFRS 16 to leases of less than 12 months maximum duration or to leases of low-value assets. Except for property-related leases, non-lease components have not been separated from lease components.

Impairment of non-financial assets

Assets are reviewed for impairment whenever events indicate that the carrying amount of a cash-generating unit may not be recoverable. In addition, assets that have indefinite useful lives are tested annually for impairment. An impairment loss is recognised to the extent that the carrying value exceeds the higher of the asset's fair value less costs to sell and its value-in-use.

A cash-generating unit is the smallest identifiable group of assets that generates cash flows which are largely independent of the cash flows from other assets or groups of assets. At the acquisition date, any goodwill acquired is allocated to the relevant cash-generating unit or group of cash-generating units expected to benefit from the acquisition for the purpose of impairment testing of goodwill.

Retirement benefit schemes

The Group's subsidiary undertakings operate various funded and unfunded defined benefit schemes, including pension and post-retirement healthcare schemes, as well as defined contribution schemes in various jurisdictions.

The liabilities arising in respect of defined benefit schemes are determined in accordance with the advice of independent, professionally qualified actuaries, using the projected unit credit method. The net deficit or surplus for each defined benefit pension scheme is calculated on the present value of the defined benefit obligation at the balance sheet date less the fair value of the scheme assets adjusted, where appropriate, for any surplus restrictions or the effect of minimum funding requirements.

Benefits provided through defined contribution schemes are charged as an expense as payments fall due.

Financial instruments

The Group's business model for managing financial assets aims: to protect against the loss of principal, to maximise Group liquidity by concentrating cash at the centre, to align the maturity profile of external investments with that of the forecast liquidity profile, to match the interest rate profile of external investments to that of debt maturities or fixings wherever practicable, and to optimise the investment yield within the Group's investment parameters. The majority of financial assets are held in order to collect contractual cash flows (typically cash and cash equivalents and loans and other receivables), but some assets (typically investments) are held for investment potential.

Financial assets and financial liabilities are recognised when the Group becomes a party to the contractual provisions of the relevant instrument and derecognised when it ceases to be a party to such provisions.

Financial Statements

Notes on Accounts

Continued

Non-derivative financial assets are classified on initial recognition in accordance with the Group's business model as investments, loans and receivables, or cash and cash equivalents and accounted for as follows:

- **Investments:** these are non-derivative financial assets that cannot be classified as loans and other receivables or cash and cash equivalents. Dividend and interest income on these investments are included within finance income when the Group's right to receive payments is established. This category includes financial assets at fair value through profit and loss and financial assets at fair value through other comprehensive income.
- **Loans and other receivables:** these are non-derivative financial assets with fixed or determinable payments that are solely payments of principal and interest on the principal amount outstanding, that are primarily held in order to collect contractual cash flows. These balances are measured at amortised cost, using the effective interest rate method, and stated net of allowances for credit losses, and include trade and other receivables, and deposits with banks and other financial institutions which cannot be classified as cash and cash equivalents. In addition, as explained in note 17, certain litigation related deposits are recognised as assets within loans and other receivables where management has determined that these payments represent a resource controlled by the entity as a result of past events. These deposits are held at the fair value of consideration transferred less impairment, if applicable, and have not been discounted.
- **Cash and cash equivalents:** cash and cash equivalents include cash in hand and deposits held on call, together with other short-term highly liquid investments including investments in certain money market funds.

Fair values for quoted investments are based on observable market prices. If there is no active market for a financial asset, the fair value is established by using valuation techniques principally involving discounted cash flow analysis.

Non-derivative financial liabilities, including borrowings and trade payables, are stated at amortised cost using the effective interest method. For borrowings, their carrying value includes accrued interest payable, as well as unamortised issue costs. Drawdowns and repayments of short-term borrowings which have a maturity period of three months or less are stated net in the cash flow statement; drawdowns and repayments on all other borrowings are stated gross in the cash flow statement. Current liabilities include amounts where the entity does not have an unconditional right to defer settlement of the liability for at least 12 months after the balance sheet date. As shown in note 23, certain borrowings are subject to fair value hedges, as defined below.

Derivative financial assets and liabilities are initially recognised, and subsequently measured, at fair value, which includes accrued interest receivable and payable where relevant. Changes in their fair values are recognised as follows:

- for derivatives that are designated as cash flow hedges, the changes in their fair values are recognised directly in other comprehensive income, to the extent that they are effective, with the ineffective portion being recognised in the income statement. Accumulated gains and losses are reclassified to the income statement in the same periods as the hedged item, unless the hedged item results in a non-financial asset where the accumulated gains and losses are included in the initial carrying value of the asset (basis adjustment);
- for derivatives that are designated as fair value hedges, the carrying value of the hedged item is adjusted for the fair value changes attributable to the risk being hedged, with the corresponding entry being made in the income statement. The changes in fair value of these derivatives are also recognised in the income statement;

- for derivatives that are designated as hedges of net investments in foreign operations, the changes in their fair values are recognised directly in other comprehensive income, to the extent that they are effective, with the ineffective portion being recognised in the income statement. Where non-derivatives such as foreign currency borrowings are designated as net investment hedges, the relevant exchange differences are similarly recognised. The accumulated gains and losses are reclassified to the income statement when the foreign operation is disposed of; and
- for derivatives that do not qualify for hedge accounting or are not designated as hedges, the changes in their fair values are recognised in the income statement in the period in which they arise. These are referred to as 'held-for-trading'.

In order to qualify for hedge accounting, the Group is required to demonstrate an assessment of the economic relationship between the item being hedged and the hedging instrument, which shows that the hedge will be highly effective on an ongoing basis. This effectiveness testing is re-performed periodically to ensure that the hedge has remained, and is expected to remain, highly effective. Hedge accounting is discontinued when a hedging instrument is derecognised (e.g. through expiry or disposal), or no longer qualifies for hedge accounting. Where the hedged item is a highly probable forecast transaction, the related gains and losses remain in equity until the transaction takes place, when they are reclassified to the income statement in the same manner as for cash flow hedges as described above. When a hedged future transaction is no longer expected to occur, any related gains and losses, previously recognised in other comprehensive income, are immediately reclassified to the income statement.

Derivative fair value changes recognised in the income statement are either reflected in arriving at profit from operations (if the hedged item is similarly reflected) or in finance costs.

Impairment of financial assets held at amortised cost

Loss allowances for expected credit losses on financial assets which are held at amortised cost are recognised on initial recognition of the underlying asset. As permitted by IFRS 9 *Financial Instruments*, loss allowances on trade receivables arising from the recognition of revenue under IFRS 15 *Revenue from Contracts with Customers* are initially measured at an amount equal to lifetime expected losses. Allowances in respect of loans and other receivables are initially recognised at an amount equal to 12-month expected credit losses. Allowances are measured at an amount equal to the lifetime expected credit losses where the credit risk on the receivables increases significantly after initial recognition.

Revenue

Revenue principally comprises sales of cigarettes, other tobacco products, and nicotine products, to external customers. Revenue excludes duty, excise and other taxes related to sales in the period and is stated after deducting rebates, returns and other similar discounts and payments to direct and indirect customers.

For the vast majority of the Group's sales, revenue is recognised when control of the goods is transferred to a customer at a point in time; this is usually evidenced by a transfer of the significant risks and rewards of ownership upon delivery to the customer, which in terms of timing is not materially different to the date of shipping. For certain e-commerce subscription sales, revenue is allocated to each component of the subscription, with revenue recognised as each component is delivered to the customer. These sales are not material to the Group's results.

Inventories

Inventories are stated at the lower of cost and net realisable value. Cost is based on the weighted average cost incurred in acquiring inventories and bringing them to their existing location and condition, which will include raw materials, direct labour and overheads, where appropriate. Net realisable value is the estimated selling price less costs to completion and sale. Tobacco inventories which have an operating cycle that exceeds 12 months are classified as current assets, consistent with recognised industry practice.

Segmental analysis

The Group is organised and managed on the basis of its geographic regions. These are the reportable segments for the Group as they form the focus of the Group's internal reporting systems and are the basis used by the chief operating decision maker, identified as the Management Board, for assessing performance and allocating resources. While the Group has clearly differentiated brands, global segmentation between a wide portfolio of brands is not part of the regular internally reported financial information. The results of New Category products are reported as part of the results of each geographic region.

Adjusting items

Adjusting items are significant items of income or expense in revenue, profit from operations, net finance costs, taxation and the Group's share of the post-tax results of associates and joint ventures which individually or, if of a similar type, in aggregate, are relevant to an understanding of the Group's underlying financial performance because of their size, nature or incidence. In identifying and quantifying adjusting items, the Group consistently applies a policy that defines criteria that are required to be met for an item to be classified as adjusting. These items are separately disclosed in the segmental analyses or in the notes to the accounts as appropriate.

The Group believes that these items are useful to users of the Group financial statements in helping them to understand the underlying business performance and are used to derive the Group's principal non-GAAP measures of adjusted profit from operations and adjusted diluted earnings per share @and operating cash flow conversion ratio@, all of which are before the impact of adjusting items and which are reconciled from profit from operations and diluted earnings per share@, cash conversion ratio and net cash generated from operating activities@.

Other accounting policies:

Share-based payments

- The Group has equity-settled and cash-settled share-based compensation plans.
- Equity-settled share-based payments are measured at fair value at the date of grant. The fair value determined at the grant date of the equity-settled share-based payments is expensed over the vesting period, based on the Group's estimate of awards that will eventually vest. For plans where vesting conditions are based on total shareholder returns, the fair value at date of grant reflects these conditions, whereas earnings per share vesting conditions are reflected in the calculation of awards that will eventually vest over the vesting period.
- For cash-settled share-based payments, a liability equal to the portion of the services received is recognised at its current fair value determined at each balance sheet date.
- Fair value is measured by the use of the Black-Scholes option pricing model, except where vesting is dependent on market conditions when the Monte-Carlo option pricing model is used. The expected life used in the models has been adjusted, based on management's best estimate, for the effects of non-transferability, exercise restrictions and behavioural considerations.

Research and development

Research expenditure is charged to profit or loss in the year in which it is incurred. Development expenditure is charged to profit or loss in the year it is incurred, unless it meets the recognition criteria of IAS 38 *Intangible Assets* to be capitalised as an intangible asset.

Capitalised interest

Borrowing costs which are directly attributable to the acquisition, construction or production of intangible assets or property, plant and equipment that takes a substantial period of time to get ready for its intended use or sale, are capitalised as part of the cost of the asset.

Biological Assets

The investments in associates and joint ventures shown in the Group balance sheet include biological assets held by Organigram Holdings Inc. In accordance with IAS 41 *Agriculture*, the Group measures biological assets at fair value less costs to sell up to the point of harvest, at which point this becomes the basis for the cost of finished goods inventories after harvest with subsequent expenditures incurred on these being capitalised, where applicable, in accordance with IAS 2 *Inventories*. Unrealised fair value gains and losses arising during the growth of biological assets are recognised immediately in the income statement.

Dividends

The Company pays interim quarterly dividends, and the Group recognises the interim dividend in the period in which it is paid.

Repurchase of share capital

When share capital is repurchased, the amount of consideration paid, including directly attributable costs, is recognised as a deduction from equity. Repurchased shares which are not cancelled, or shares purchased for the employee share ownership trusts, are classified as treasury shares and presented as a deduction from total equity.

Future changes to accounting policies

Certain changes to IFRS will be applicable to the Group financial statements in future years, but are not expected to have a material effect on reported profit or equity or on the disclosures in the financial statements.

@ Denotes a phrase, paragraph or similar that does not form part of BAT's Annual Report on Form 20-F as filed with the SEC.

Financial Statements

Notes on Accounts

Continued

2 Segmental analyses (revised)¹

The chief operating decision maker, the Management Board, reviews adjusted profit from operations at constant currencies to evaluate segment performance and allocate resources to the overall business on a geographic region basis, including the results of New Categories (comprising Vapour products, Heated Products and Modern Oral products), which are reported to the Management Board as part of the results of each geographic region. The Management Board also reviews, at constant currencies, revenues on a geographic region basis, which are included within adjusted profit from operations.

As part of plans to reduce complexity and drive efficiency in management structures and achieve a better balance in the scale of the Group's regions, the management structure was reduced from four regions to three regions, with the new organisational structures in place beginning April 2023 as follows:

- Americas and Europe (AME), comprising largely the former Europe region with the inclusion of the markets in Latin America and Canada that were part of the former AmSSA region;
- Asia-Pacific, Middle East and Africa (APMEA) comprising the former APME region with the inclusion of the markets in Sub-Saharan Africa, Armenia, Azerbaijan, Caucasus, Georgia, Kazakhstan, Kyrgyzstan, Mongolia, Tajikistan, Turkmenistan and Uzbekistan that were part of the former Europe region are now included as part of APMEA; and
- the U.S. has remained unchanged.

The three geographic regions are the reportable segments for the Group as they form the focus of the Group's internal reporting systems and are the basis used by the Management Board for assessing performance and allocating resources. Transactions between Group subsidiaries are conducted on arm's length terms in accordance with appropriate transfer pricing rules and Organisation for Economic Cooperation & Development (OECD) principles. Net finance costs (comprising interest income and interest expense), share of post-tax results of associates and joint ventures and taxation are centrally managed, and accordingly, such items are not presented by segment as they are excluded from the measure of segment profitability.

Regional Directors are responsible for delivering the operating and financial results of their Region inclusive of all product categories. Therefore, the results of New Categories (comprising Vapour products, Heated Products and Modern Oral products) are reported to the Management Board as part of the results of each geographic region.

However, additional information has been provided to disaggregate revenue based on product category to enable investors to better compare the Group's business performance across periods and by reference to the Group's investment activity.

In respect of the U.S. region, all financial statements and financial information provided by or with respect to the U.S. business or Reynolds American Inc. (RAI) (and/or RAI and its subsidiaries (collectively, the 'Reynolds Group')) are prepared on the basis of U.S. GAAP and constitute the primary financial statements or financial information of the U.S. business or RAI (and/or the Reynolds Group). Solely for the purpose of consolidation within the results of BAT p.l.c. and the BAT Group, this financial information is then converted to IFRS. To the extent any such financial information provided in these financial statements relates to the U.S. business or RAI (and/or the Reynolds Group), it is provided as an explanation of the U.S. business's or RAI's (and/or the Reynolds Group's) primary U.S. GAAP based financial statements and information.

The following table shows 2023 revenue at 2023 rates of exchange, and 2023 revenue translated using 2022 rates of exchange. The 2022 figures are stated at the 2022 rates of exchange.

			2023	2022
	Revenue constant rates £m	Translation exchange £m	Revenue current rates £m	Revenue current rates £m
U.S.	12,065	(71)	11,994	12,639
AME	9,989	(198)	9,791	9,287
APMEA	6,042	(544)	5,498	5,729
Revenue	28,096	(813)	27,283	27,655

Note:

1. Effective from 2023, the Group revised its regional structure from four regions to three, with the comparator data provided on this revised basis.

The following table shows 2022 revenue at 2022 rates of exchange, and 2022 revenue translated using 2021 rates of exchange. The 2021 figures are stated at the 2021 rates of exchange.

	2022		2021	
	Revenue constant rates £m	Translation exchange £m	Revenue current rates £m	Revenue current rates £m
U.S.	11,358	1,281	12,639	11,691
AME	9,119	168	9,287	8,444
APMEA	5,796	(67)	5,729	5,549
Revenue	26,273	1,382	27,655	25,684

The following table shows 2023 loss from operations and adjusted profit from operations at 2023 rates of exchange, and 2023 adjusted profit from operations using 2022 rates of exchange.

	2023		2022		Segment result current rates £m
	Adjusted* segment result constant rates £m	Translation exchange £m	Adjusted* segment result current rates £m	Adjusting* items £m	
U.S.	6,863	(42)	6,821	(27,602)	(20,781)
AME	3,547	(87)	3,460	(266)	3,194
APMEA	2,379	(195)	2,184	(348)	1,836
Profit/(loss) from operations	12,789	(324)	12,465	(28,216)	(15,751)
Net finance costs					(1,895)
Share of post-tax results of associates and joint ventures					585
Loss before taxation					(17,061)
Taxation on ordinary activities					2,872
Loss for the year					(14,189)

Note:

* The adjustments to profit from operations are explained in notes 3, 4, 5(a), 6(d), 6(f), 6(h), 6(j) and 7.

The following table shows 2022 profit from operations and adjusted profit from operations at 2022 rates of exchange, and 2022 adjusted profit from operations using 2021 rates of exchange.

	2022		2021		Segment result current rates £m
	Adjusted* segment result constant rates £m	Translation exchange £m	Adjusted* segment result current rates £m	Adjusting* items £m	
U.S.	6,095	740	6,835	(630)	6,205
AME	3,268	80	3,348	(422)	2,926
APMEA	2,263	(38)	2,225	(833)	1,392
Profit from operations	11,626	782	12,408	(1,885)	10,523
Net finance costs					(1,641)
Share of post-tax results of associates and joint ventures					442
Profit before taxation					9,324
Taxation on ordinary activities					(2,478)
Profit for the year					6,846

Note:

* The adjustments to profit from operations are explained in notes 3, 4, 5(a), 6(d), 6(f), 6(h), 6(i), 6(j), and 7.

Financial Statements

Notes on Accounts

Continued

The following table shows 2021 profit from operations and adjusted profit from operations at the 2021 rates of exchange.

	2021		
	Adjusted* segment result £m	Adjusting* items £m	Segment result £m
U.S.	5,887	(321)	5,566
AME	3,059	(157)	2,902
APMEA	2,204	(438)	1,766
Profit from operations	11,150	(916)	10,234
Net finance costs			(1,486)
Share of post-tax results of associates and joint ventures			415
Profit before taxation			9,163
Taxation on ordinary activities			(2,189)
Profit for the year			6,974

Note:

* The adjustments to profit from operations are explained in notes 3, 4, 6(d), 6(f), 6(g) and 7.

Depreciation, amortisation and impairment charges

Adjusted profit from operations at constant rates of exchange of £12,789 million (2022 at constant rates: £11,626 million; 2021 at current rates: £11,150 million) excludes adjusting depreciation, amortisation and impairment charges as explained in notes 4 and 7. These are excluded from segmental adjusted profit from operations as per table below. 2023 and 2022 are disclosed at constant rates of exchange and 2021 is disclosed at current rate of exchange.

	2023				
	Adjusted depreciation, amortisation and impairment constant rates £m	Translation exchange £m	Adjusted depreciation, amortisation and impairment current rates £m	Adjusting items £m	Depreciation, amortisation and impairment current rates £m
U.S.	218	—	218	27,518	27,736
AME	333	3	336	44	380
APMEA	218	(13)	205	293	498
	769	(10)	759	27,855	28,614

	2022				
	Adjusted depreciation, amortisation and impairment constant rates £m	Translation exchange £m	Adjusted depreciation, amortisation and impairment current rates £m	Adjusting items £m	Depreciation, amortisation and impairment current rates £m
U.S.	221	16	237	322	559
AME	363	10	373	116	489
APMEA	186	4	190	67	257
	770	30	800	505	1,305

	2021		
	Adjusted depreciation, amortisation and impairment £m	Adjusting items £m	Depreciation, amortisation and impairment £m
U.S.	203	276	479
AME	333	56	389
APMEA	188	20	208
	724	352	1,076

Additional information by product category

Although the Group's operations are managed on a Regional basis, additional information for revenue is provided based on product category as follows:

	2023 £m	2022 £m	2021 £m
Revenue			
New Categories	3,347	2,894	2,054
Vapour	1,812	1,436	927
HP	996	1,060	853
Modern Oral	539	398	274
Traditional Oral	1,163	1,209	1,118
Combustibles	22,108	23,030	22,029
Other	665	522	483
Revenue	27,283	27,655	25,684

External revenue and non-current assets other than financial instruments, deferred tax assets and retirement benefit assets are analysed between the UK and all foreign countries at current rates of exchange as follows:

	United Kingdom			All foreign countries			Group		
	2023 £m	2022 £m	2021 £m	2023 £m	2022 £m	2021 £m	2023 £m	2022 £m	2021 £m
Revenue is based on location of sale									
External revenue	255	228	209	27,028	27,427	25,475	27,283	27,655	25,684

	United Kingdom		All foreign countries		Group	
	2023 £m	2022 £m	2023 £m	2022 £m	2023 £m	2022 £m
Intangible assets	447	529	95,115	128,546	95,562	129,075
Property, plant and equipment	362	215	4,221	4,652	4,583	4,867
Investments in associates and joint ventures	—	—	1,970	2,020	1,970	2,020

The consolidated results of the Reynolds Group operating in the U.S. met the criteria for separate disclosure under the requirements of IFRS 8 *Operating Segments*. Revenue arising from the operations of the Reynolds Group, inclusive of the sales made to fellow Group companies, in 2023, 2022 and 2021 was £11,985 million, £12,635 million and £11,707 million, respectively. The majority of sales are to customers based in the U.S. Non-current assets attributable to the operations of the Reynolds Group were £86,598 million (2022: £119,707 million).

The main acquisitions comprising the goodwill balance of £41,091 million (2022: £47,956 million), included in intangible assets, are provided in note 12. Included in investments in associates and joint ventures are amounts of £1,851 million (2022: £1,865 million) attributable to the investment in ITC Ltd. Further information is provided in notes 9 and 14.

3 Employee benefit costs

	Note	2023 £m	2022 £m	2021 £m
Wages and salaries		2,263	2,553	2,315
Social security costs		219	201	185
Other pension and retirement benefit costs	15	108	133	139
Share-based payments - equity and cash-settled	28	74	85	78
		2,664	2,972	2,717

Included within employee benefits costs is a credit in relation to the Group's restructuring and integration initiatives of £26 million (2022: £315 million charge; 2021: £160 million charge), as explained in note 7.

Following a partial buy-out in 2021, in 2022, a second partial buy-out was concluded in the U.S. with approximately US\$1.6 billion (£1.3 billion) (2021: US\$1.9 billion (£1.4 billion)) of plan liabilities being removed from the balance sheet, resulting in a settlement gain of £16 million (2021: £35 million), which was reported in the income statement, and recognised as an adjusting item.

4 Depreciation, amortisation and impairment costs

	2023 £m	2022 £m	2021 £m
Intangibles – amortisation and impairment of trademarks and similar intangibles	23,232	317	333
– amortisation and impairment of computer software	125	142	129
– impairment of goodwill	4,614	—	57
Property, plant and equipment - depreciation and impairment	643	846	557
	28,614	1,305	1,076

Enumerated below are movements in costs that have impacted depreciation, amortisation and impairment in 2023, 2022 and 2021. These include changes in the Group's underlying business performance, as well as impact of adjusting items, as defined in note 1.

Financial Statements

Notes on Accounts

Continued

Intangibles – amortisation and impairment of trademarks and similar intangibles

Acquisitions in previous years have resulted in the capitalisation of trademarks and similar intangibles, including those which are amortised over their expected useful lives, which do not exceed 20 years. As mentioned in note 12, the amortisation and impairment of these acquired trademarks and similar intangibles are charged to the income statement of which the adjusting element is £23,202 million (2022: £288 million; 2021: £306 million). In 2022, included under amortisation and impairment of trademarks and similar intangibles is a £3 million gain (2021: £nil million) related to a trademark disposal, which has been treated as adjusting.

Impairment of goodwill

The impairment of goodwill is charged to the income statement as adjusting.

During 2023, the Group impaired £4,614 million of goodwill in the U.S., South Africa and Peru, as explained in note 12(b).

During 2022, the Group made no impairments of goodwill.

During 2021, the Group impaired £3 million of goodwill held in Myanmar as a result of the decision to cease activities in the market. The Group also recognised a goodwill impairment charge of £54 million in 2021 due to continued difficult trading conditions in Peru as a consequence of the COVID-19 pandemic.

Property, plant and equipment – depreciation and impairment

The following items are included within depreciation and impairment of property, plant and equipment:

- Restructuring and integration related depreciation and impairment costs were a net charge of £39 million (2022: £220 million net cost; 2021: £11 million net credit) comprising an impairment of £46 million for machinery in Reynolds due to the adverse impact from macro-economic headwinds and industry volume declines in the U.S., as explained in note 12(b)(iv). This was partially offset by depreciation and impairment costs and reversals resulting from obsolete machines in relation to downsizing and factory rationalisation. These were treated as adjusting, as mentioned in note 7; and
- Gains and losses recognised on disposal of property, plant and equipment.

5 Other operating income

Other operating income of £432 million (2022: £722 million; 2021: £196 million) comprises income that is associated with the Group's normal activities, but which falls outside the definition of revenue and includes gain on one-off transactions, such as capital profits arising from the disposals of fixed assets, recoveries of indirect taxation and levies paid, and transfers of trademark rights.

(a) Brazil tax matters

In 2023, in Brazil, £150 million of income has been recognised in respect of excise on social contributions, as well as £19 million (2022: £472 million) in respect of historical VAT on social contributions in Brazil. In 2023 and 2022, such recognised income has been treated as an adjusting item.

In addition, in 2022, £78 million of the contingent asset in respect of historical VAT on social contributions claims was sold to financial institutions for £38 million.

In 2021, the Group recognised £5 million in respect of a tax case in Brazil and £130 million of the unrecognised contingent asset in respect of historical VAT on social contributions claims was sold to financial institutions for £45 million.

(b) Sale and leaseback

In 2023, the Group recognised £15 million of gains arising from a sale and leaseback transaction on excess warehousing capacity in Argentina.

(c) Reynolds

In 2021, R.J. Reynolds Tobacco Company (RJRT) reached an agreement with several Master Settlement Agreement (MSA) states to waive RJRT's claims under the MSA in connection with a settlement between those MSA states and a non-participating manufacturer, S&M Brands, Inc. (S&M Brands), under which the states released certain claims against S&M Brands in exchange for receiving a portion of the funds S&M Brands had deposited into escrow accounts in those states pursuant to the states' escrow statutes. In consideration for waiving claims, RJRT, together with Santa Fe Natural Tobacco Company, received approximately £40 million from the escrow funds paid to those MSA states under their settlement with S&M Brands.

(d) Other

In 2023, £85 million (2022: £27 million; 2021: £nil million) of income has been recognised in respect of the transfer of non-strategic trademark rights, which had not previously been capitalised, to third parties.

6 Other operating expenses

(a) Items included within other operating expenses

The following items are included within other operating expenses:

	Notes	2023 £m	2022 £m	2021 £m
Other operating expenses		7,538	9,018	7,468
The following items are included within other operating expenses:				
Master Settlement Agreement and State Settlement Agreements	6(b),(d)	2,023	2,387	2,486
Marketing costs in operating expenses	6(c)	1,152	1,160	1,242
Inventory write-offs	20	250	250	215
Research and development expenses (excluding employee benefit costs and depreciation)	6(e)	181	138	141
Loss/(gain) on disposal of businesses	6(f)	546	(6)	358
Excise, VAT and penalties in respect of disputes in Türkiye and South Korea	6(g)	—	—	26
Charges in respect of DOJ and OFAC investigation	6(h)	75	450	—
(Reversals)/charges in respect of assets held-for-sale	6(j)	(195)	612	—
Charges in respect of Nigerian FCCPC case	6(i)	—	79	—
Brazil other taxes	6(k)	49	12	—
Exchange differences		17	92	19
Hedge ineffectiveness within operating profit		(12)	36	(5)
Expenses relating to short-term leases		13	11	8
Expenses relating to leases of low-value assets		1	1	1
Auditor's remuneration	6(m)	29	29	27

(b) Master Settlement Agreement and State Settlement Agreements

In 1998, the major U.S. cigarette manufacturers (including the R.J. Reynolds Tobacco Company, Lorillard and Brown & Williamson, businesses which are now part of the Reynolds Group) entered into the Master Settlement Agreement (MSA) with attorneys general representing most U.S. states and territories. The MSA imposes a perpetual stream of future payment obligations on the major U.S. cigarette manufacturers. The amounts of money that the participating manufacturers are required to annually contribute are based upon, amongst other things, the volume of cigarettes sold and market share (based on cigarette shipments in that year). The MSA has been subject to certain adjustments since 1998, including agreements related to the Non-Participating Manufacturer (NPM) adjustment under the MSA reached with various U.S. states between 2012 and 2023.

The amounts payable by Group companies under the arrangement accrue as and when shipments of tobacco products are made.

Adjustments to amounts due in relation to past payments are typically received in the form of credits offsettable only against current or future performance obligations. Unless credits have been realised by way of cash refund or by offset against liabilities due, they are treated as contingent assets until realised. Credits in respect of future years' payments and the NPM adjustment claims would be accounted for in the applicable year and will not be treated as adjusting items. Only credits in respect of prior year payments are included as adjusting items.

The charge in each reporting period and the cashflow impact in the same period are not directly related, as the MSA is generally settled once a year in April of the following year.

The BAT Group is subject to substantial payment obligations under the MSA and the state settlement agreements with the States of Mississippi, Florida, Texas and Minnesota (such settlement agreements, collectively State Settlement Agreements). Reynolds Group's operating subsidiaries' expenses and payments under the MSA and the State Settlement Agreements for 2023 amounted to US\$2,516 million (2022: US\$2,951 million; 2021: US\$3,420 million) in respect of settlement expenses and US\$2,874 million (2022: US\$3,129 million; 2021: US\$3,744 million) in respect of settlement cash payments.

	Note	US\$m	2023 £m	US\$m	2022 £m	US\$m	2021 £m
Opening MSA liability	25	2,637	2,193	2,815	2,079	3,139	2,296
Settlement expense	31	2,516	2,023	2,951	2,387	3,420	2,486
Cash paid	31	(2,874)	(2,311)	(3,129)	(2,531)	(3,744)	(2,722)
Difference on exchange		—	(117)	—	258	—	19
Closing MSA liability	25	2,279	1,788	2,637	2,193	2,815	2,079

Financial Statements

Notes on Accounts

Continued

Non-Participating Manufacturer adjustments

During 2012, R.J. Reynolds Tobacco Company, Santa Fe Natural Tobacco Company (SFNTC), various other tobacco manufacturers, 17 states, the District of Columbia and Puerto Rico reached an agreement related to the Non-Participating Manufacturer (NPM) adjustment under the MSA, and three more states joined the agreement in 2013. Under this agreement, R.J. Reynolds Tobacco Company has received credits of more than US\$1 billion, in respect of its Non-Participating Manufacturer (NPM) Adjustment claims related to the period from 2003 to 2012. These credits have been applied against the companies' MSA payments over a period of five years from 2013, subject to, and dependent upon, meeting the various ongoing performance obligations. During 2014, two additional states agreed to settle NPM disputes related to claims for the period 2003 to 2012. R.J. Reynolds Tobacco Company has received US\$170 million in credits, which has been applied over a five-year period from 2014. During 2015, another state agreed to settle NPM disputes related to claims for the period 2004 to 2014 and included a method to determine future adjustments from 2015 forward. R.J. Reynolds Tobacco Company has received US\$285 million in credits, which was applied over a four-year period from 2016. During 2016, no additional states agreed to settle NPM disputes. During 2017, two more states agreed to settle NPM disputes related to claims for the period 2004 to 2014. R.J. Reynolds Tobacco Company has received US\$61 million in credits through the 2020 fiscal year. During 2018, nine more states agreed to settle NPM disputes related to claims for the period 2004 to 2019, with an option through 2022, subject to certain conditions. R.J. Reynolds Tobacco Company has received US\$182 million in credits for settled periods through 2017. Also, in 2018, one additional state agreed to settle NPM disputes related to claims for the period 2004 to 2024, subject to certain conditions. R.J. Reynolds Tobacco Company has received US\$205 million in credits for settled periods through 2022. In the first quarter of 2020, certain conditions set forth in the 2017 and 2018 agreements were met for those 10 states. In 2022, an additional state settled NPM disputes related to claims for the period 2005 to 2028. It is estimated that R.J. Reynolds Tobacco Company will receive a credit of US\$130 million for settled periods through 2018, which will be applied over a five-year period from 2022. In 2023, an additional state settled NPM disputes related to claims for the period 2005 to 2029. It is estimated that R.J. Reynolds Tobacco Company will receive a credit of US\$29 million for settled periods through 2018, which will be applied over a five-year period from 2024.

State Settlement Agreements

In 2020, R.J. Reynolds Tobacco Company recognised additional expenses under the state settlement agreements in the States of Mississippi, Florida, Texas and Minnesota. R.J. Reynolds Tobacco Company recognised US\$241 million of expense for payment obligations to the State of Florida for the ITG Brands, LLC acquired brands from the date of divestiture, June 12, 2015, as a result of an unfavourable judgment. In addition, R.J. Reynolds Tobacco Company recognised US\$264 million related to the resolution of claims against it in the States of Texas, Minnesota and Mississippi for payment obligations to those states for the ITG Brands, LLC acquired brands from the date of divestiture. Finally, R.J. Reynolds Tobacco Company settled certain related claims with Phillip Morris USA under the state settlement agreements in the states of Mississippi, Texas and Minnesota for US\$8 million. During 2021, an additional US\$17 million expense was recognised in relation to the final resolution of the Texas and Minnesota claims. Additional information related to the resolution of these claims is included in notes 6(d) and 31. In 2022, R.J. Reynolds Tobacco Company recognised US\$37 million in additional expenses related to a settlement with Philip Morris USA resolving prior operating profit disputes under the MSA related to the ITG Brands, LLC acquired brands.

(c) Marketing costs recognised as operating expenses

Certain marketing activities, such as discounts or allowances provided to customers, are required to be deducted from revenue as explained in note 1. Other marketing expenses, such as point of sale and promotional materials, media advertising and sponsorship, and consumer research, are reported as operating expenses and have been shown in the table above.

(d) Litigation costs

Litigation costs included within other operating expenses, and reported as an adjusting item, were £96 million (2022: £170 million; 2021: £54 million) predominantly related to litigation costs including Engle progeny and other health-related claims. Included in 2023 is an NPM credit of £6 million recognised for the settlement with the state of Iowa.

In 2022, the Group received £26 million of NPM credits related to a favourable resolution in respect of MSA litigation in the state of Illinois.

During 2021, a £12 million expense was recognised in relation to the final resolution of the Texas and Minnesota claims, under the state settlement agreements, for payment obligations related to brands previously sold to a third party.

(e) Research and development

Total research and development costs, including employee benefit costs and depreciation, are £408 million (2022: £323 million; 2021: £304 million).

(f) Loss on disposal of businesses

On 13 September 2023, the Group disposed of its Russian and Belarusian businesses in compliance with international and local laws. The Group had two subsidiaries in Russia ("BAT Russia"), being JSC British American Tobacco-SPb and JSC 'International Tobacco Marketing Services', and one subsidiary in Belarus, International Tobacco Marketing Services BY. As explained in note 27(d)(i), net held-for-sale assets of £770 million were disposed of for proceeds of £425 million, with an impairment charge of £345 million recorded at that time.

As discussed in note 6(j), the impairment charge recognised in 2022 of £554 million (net of £14 million utilised during the year) was reversed and offset by the above mentioned £345 million recorded at the date of sale, with a net reversal of impairment recognised of £195 million.

The loss on disposal of businesses included within other operating expenses and recognised as an adjusting item in 2023 is a charge of £548 million and includes £554 million of foreign exchange reclassified from other comprehensive income (note 22(c)(i)) and associated costs of £3 million partially offset by a realised foreign exchange gain on the proceeds received of £9 million.

The total net impact after the partial reversal and loss on disposal recognised in 2023 was therefore £353 million.

On 6 August 2021, the Group disposed of its Iranian subsidiary, B.A.T. Pars Company PJSC (BAT Pars). Included within other operating expenses, and recognised as an adjusting item in 2021, was a charge of £358 million comprising £272 million of foreign exchange reclassified from other comprehensive income (note 22(c)(i)) and an impairment charge and associated costs of £88 million. In 2022, as a result of the unwind of discounting on the deferred proceeds and a true-up on the completion of accounts, a credit of £6 million (2021: £2 million) was recognised. In 2023, a credit of £2 million arising from the revaluation of the receivable was recognised.

(g) Tax disputes in Türkiye and South Korea

The settlement of tax disputes in Türkiye and South Korea were recognised as adjusting items.

Türkiye

British American Tobacco Tutun Mamulleri Sanayi ve Ticaret Anonim Sirketi (BAT Tutun) was subject to a series of tax audits mainly on inventory movements for the years 2015, 2016 and 2019. In August 2021, BAT Tutun applied under the relevant tax amnesty law to settle its retrospective tax assessments. Based on the settlement through the tax amnesty procedure, in 2021, BAT Tutun agreed to pay £47 million in 18 instalments from 1 November 2021 until 31 July 2024. Of the £47 million, £30 million of excise and penalties were recognised and charged to operating profit, £11 million as interest in net finance costs (note 8(b)) and £6 million in taxation.

South Korea

As explained in note 31, on 16 September 2021, Rothmans Far East B.V. Korea Branch Office received £4 million in relation to a VAT case. In line with the treatment of the associated expense incurred in 2016, the cash received was recognised as an adjusting item in 2021.

(h) Charges in respect of DOJ and OFAC investigations

From time to time, the Group investigates, and becomes aware of governmental authorities' investigations into allegations of misconduct, including alleged breaches of sanctions and allegations of corruption, against Group companies. Some of these allegations are currently being investigated. The Group cooperates with the authorities, where appropriate.

On 25 April 2023, the Group announced that it had reached an agreement with the DOJ and OFAC to resolve previously disclosed investigations into suspicions of sanctions breaches. These concerned business activities relating to the Democratic People's Republic of Korea between 2007 and 2017. The Company entered into a three-year deferred prosecution agreement (DPA) with the DOJ and a civil settlement agreement with OFAC. The DOJ's charges against the Company – one count of conspiring to commit bank fraud and one count of conspiring to violate sanctions laws – were filed and will later be dismissed if the Company abides by the terms of the DPA. In addition, a BAT subsidiary in Singapore, British-American Tobacco Marketing (Singapore) Private Limited, pleaded guilty to the same charges. The total amount payable to the U.S. authorities is US\$635 million plus interest.

Having recognised an initial provision of £450 million (US\$540 million) in 2022, the Group has recognised an additional charge of £75 million in 2023. Refer to notes 24 and 25 for further details. Both charges are included within other operating expenses and recognised as an adjusting item in 2023 and 2022.

(i) Charges in respect of Nigerian FCCPC case

In 2022, a charge of £79 million was recognised within other operating expenses, and treated as an adjusting item, relating to the conclusion of the investigation into alleged violations of the Nigerian Competition and Consumer Protection Act and National Tobacco Control Act.

(j) Reversals/charges in respect of assets held-for-sale

On 11 March 2022, the Group announced the intention to transfer its Russian business in full compliance with international and local laws. At that time, the Group had two subsidiaries in Russia (BAT Russia), being JSC British American Tobacco-SPb and JSC International Tobacco Marketing Services. In September 2023, the Group formally entered into an agreement to sell the Group's Russian and Belarusian businesses to a consortium led by then members of BAT Russia's Management team, in compliance with local and international laws. As previously announced, due to operational dependencies between BAT Russia and the Group's subsidiary in Belarus (International Tobacco Marketing Services BY) (BAT Belarus), the Belarusian business was included in the sale. The transaction was completed on 13 September 2023 and, since completion, the buyer consortium has wholly owned both businesses. These businesses are now known as the ITMS Group.

In accordance with IFRS 5 *Non-current Assets Held For Sale and Discontinued Operations*, the assets and liabilities of these subsidiaries were classified as held-for-sale at 31 December 2022 and presented as such on the balance sheet at an estimated fair value less costs to sell. An impairment charge of £554 million (and associated costs of £58 million) was recognised in other operating expenses as adjusting items in 2022. During 2023, the previously recognised impairment was reversed (net of £14 million impairment utilised), offset by the net £345 million (being the impairment arising on disposal of £770 million net assets for sales proceeds of £425 million). This resulted in a net partial reversal of £195 million. This has been treated as a non-cash adjusting item. Further information on the sale of the Russian and Belarusian businesses can be found in note 6(f) and note 27(d)(i).

(k) Brazil other taxes

Since 2017, Souza Cruz LTDA (BAT Brazil) has been involved in a legal case over whether a 10% tax imposed on a tax benefit associated with investment grants by the Rio de Janeiro State was constitutional. In October 2023, the Supreme Court concluded on the leading case's trial, recognising that the tax was constitutional. This decision has binding effects on all taxpayers. BAT Brazil's individual lawsuit has not yet concluded. However, given the decision in the leading case, in 2023, £47 million was recognised in other operating expenses, as an adjusting item, to reflect the probability of an unfavourable decision. Out of the £47 million, £40 million was reported as provisions (note 24) and £7 million was reported as trade and other payables.

In addition, a charge of £2 million has been recognised in other operating expenses, as an adjusting item, in respect of social contributions relating to the Brazil excise case, as mentioned in note 5(a). In 2022, a charge of £12 million was recognised in other operating expenses, as an adjusting item, in respect of social contributions related to the Brazil VAT case, as mentioned in note 5(a).

(l) Sustainability costs

Included in other expenses are recycling costs in relation to our Take-Back schemes and waste collection costs mandated by Extended Producer Responsibility (EPR) schemes and similar schemes. EPR schemes are where the producer's responsibility for a product is extended to the post-consumer stage of a product's life cycle. In 2023, these costs amounted to £27 million. There are no meaningful comparative costs available for prior years.

Also included in other expenses are costs of £2 million in 2023 in relation to the purchase of renewable energy attribute certificates.

In 2023, an extreme weather event caused the destruction of a stock of tobacco leaves in a warehouse. The impact of the write-off of this inventory is £9 million.

Financial Statements

Notes on Accounts

Continued

(m) Auditor's remuneration

	2023 £m	2022 £m	2021 £m
Auditor's remuneration			
Total expense for audit services pursuant to legislation:			
– fees to KPMG LLP for Parent Company and Group audit	11.4	9.4	8.7
– fees to KPMG LLP firms and associates for local statutory and Group reporting audits	9.4	11.0	9.5
Total audit fees expense - KPMG LLP firms and associates	20.8	20.4	18.2
Audit fees expense to other firms	0.2	0.2	0.2
Total audit fees expense	21.0	20.6	18.4
Fees to KPMG LLP firms and associates for other services:			
– audit-related assurance services	6.9	7.1	8.0
– other assurance services	0.9	0.9	0.3
– tax advisory services	—	—	—
– tax compliance	—	—	—
– audit of defined benefit schemes of the Company	0.2	0.2	0.4
– other non-audit services	—	—	—
	8.0	8.2	8.7

The total auditor's remuneration to KPMG firms and associates included above are £28.8 million (2022: £28.6 million; 2021: £26.9 million). Under SEC regulations, the remuneration to KPMG firms and associates of £28.8 million in 2023 (2022: £28.6 million; 2021: £26.9 million) is required to be presented as follows: audit fees £27.7 million (2022: £27.5 million; 2021: £26.2 million), audit-related fees £0.2 million (2022: £0.2 million; 2021: £0.4 million), tax fees £nil million (2022: £nil million; 2021: £nil million) and all other fees £0.9 million (2022: £0.9 million; 2021: £0.3 million). Audit-related fees are in respect of services provided to associated pension schemes. All other fees are in respect of other assurance services, including those provided over information derived from the financial information systems subject to audit.

7 Restructuring and integration costs

Restructuring costs reflect the costs incurred as a result of initiatives to improve the effectiveness and the efficiency of the Group as a globally integrated enterprise. These costs represent additional expenses incurred that are not related to the normal business and day-to-day activities. These initiatives include the costs associated with Quantum, being a review of the Group's organisational structure announced in 2019 to simplify the business and create a more efficient, agile and focused company. In 2022, these also included a review of the Group's manufacturing operations. No further Quantum restructuring charges were recognised as adjusting in 2023, following the completion of the Quantum programme.

The costs of the Group's initiatives are included in profit from operations under the following headings:

	Notes	2023 £m	2022 £m	2021 £m
Employee benefit costs	3	(26)	315	160
Depreciation, amortisation and impairment costs	4	39	220	(11)
Other operating income	5	—	(1)	—
Other operating expenses		(15)	237	1
		(2)	771	150

The adjusting charge in 2022 and 2021 related to the cost of employee packages in respect of Quantum and the ongoing costs associated with initiatives to improve the effectiveness and efficiency of the Group as a globally integrated organisation. In addition, Quantum initiatives in certain countries have resulted in the move to above market business models utilising local distributors as importers. As a consequence, with the cessation of a physical presence in these markets, foreign exchange previously recognised in other comprehensive income for these countries has been reclassified to the income statement and reported within other operating expenses (note 22(c)(i)).

In 2023, following the completion of the Quantum programme, a credit of £26 million has been recognised due to the reversal of restructuring provisions recognised in respect of employee packages. In addition, a credit of £7 million was recognised in relation to impairment reversals associated with the Quantum programme. Included in this is an impairment reversal of £4 million in relation to machinery in South Africa as the asset can be used by another market in the Group.

In addition, in 2023, an adjusting impairment charge of £46 million has been recognised for machinery in Reynolds due to the adverse impact from macro-economic headwinds and industry volume decline in the U.S., as explained in note 12(b)(iv).

The reversal recognised in other expenses of £15 million includes unutilised Quantum provisions along with £3 million relating to the release of a provision originally raised in 2007 relating to site clean up costs in Canada. As no further work is required on the site the remaining provision has been reversed.

The restructuring costs in 2022 include costs related to factory closures or rationalisation in APMEA, AME and the U.S. and costs recognised as part of the Group's announced exit from Egypt.

In 2021, included under the Quantum initiatives above is a charge of £27 million, including £4 million for foreign exchange reclassified from equity (note 22(c)(i)), related to the Group's withdrawal from Myanmar. In addition, as set out in note 4, goodwill in relation to Myanmar was impaired and charged to the income statement.

The depreciation, amortisation and impairment costs in 2021 included a credit of £25 million due to a partial reversal of previously estimated impairment following the revision of factory rationalisation initiatives.

Also, in 2021, included within other operating expenses is a credit of £59 million representing the release of an accrual on the successful conclusion of the dispute with former shareholders of Reynolds American, as explained in note 31.

8 Net finance costs

(a) Net finance costs/(income)

	2023 £m	2022 £m	2021 £m
Interest expense	1,786	1,602	1,436
Interest expense on lease liabilities	30	25	24
Facility fees	19	21	33
Impact of the early repurchase of bonds (note 8(b))	29	—	—
Interest related to adjusting tax payables (note 8(b))	71	36	31
Fair value changes on derivative financial instruments, hedged items and investments	599	(473)	252
Fair value change on other financial items (note 8(b))	(4)	(2)	24
Exchange differences	(449)	524	(279)
Finance costs	2,081	1,733	1,521
Interest income under the effective interest method	(186)	(92)	(35)
Finance income	(186)	(92)	(35)
Net finance costs	1,895	1,641	1,486

The Group manages foreign exchange gains and losses and fair value changes on a net basis excluding adjusting items, which are explained in note 8(b). The derivatives that generate the fair value changes are explained in note 19.

Facility fees principally relate to the Group's central banking facilities.

In August 2023, the Group completed a tender offer to repurchase sterling-equivalent £3,133 million of bonds, including £43 million of accrued interest. Further details on the tender offer are provided in note 26. Other net costs directly associated with the early repurchase of bonds were treated as adjusting items as detailed in note 8(b).

Finance income includes income on cash and cash equivalents of which £97 million (2022: £42 million) relates to restricted cash balances (see note 21).

(b) Adjusting items included in net finance costs

Adjusting items are significant items in net finance costs which individually or, if of a similar type, in aggregate, are relevant to an understanding of the Group's underlying financial performance.

In 2023, in relation to the early repurchase of bonds, the Group incurred a fair value loss of £151 million on debt-related derivatives, realised a net gain of £129 million arising on the difference between the redemption value and the amortised cost of the bonds, and incurred other transaction costs of £7 million.

The Group recognised interest on adjusting tax payables of £71 million (2022: £36 million; 2021: £31 million), which included interest of £60 million (2022: £33 million; 2021: £20 million) in relation to the Franked Investment Income Group Litigation Order (FII GLO) (note 10(b)), interest of £16 million in relation to a tax provision in the Netherlands, a £3 million credit from the reversal of interest on a tax provision in relation to the factory closure in Switzerland and a £2 million credit from the reversal of interest on tax provisions related to Russia. In prior periods, the interest on adjusting tax payables also included £3 million in respect of a potential tax claw back due to the factory closure in Switzerland in 2022 and an amnesty tax payment of £11 million in Türkiye in 2021.

Included within fair value changes on other financial items are:

(i) In 2021, as part of the disposal of the Group's operations in Iran (note 27(d)), a provision of £24 million was charged to net finance costs against non-current investments held at fair value due to the uncertainty around recovery of these funds. In 2022, part of these funds were recovered and therefore a reversal of the provision of £17 million was recognised in net finance costs. In 2023, a further £4 million was recovered and recognised in net finance costs; and

(ii) In 2022, £15 million of foreign exchange loss was recognised in net finance costs, arising on the revaluation of foreign currency balances held in Russia that no longer qualified for hedge accounting due to the proposed sale of the Group's Russian business as detailed in note 27(d)(i).

Financial Statements

Notes on Accounts

Continued

9 Associates and joint ventures

	2023		2022		2021	
	Total £m	Group's share £m	Total £m	Group's share £m	Total £m	Group's share £m
Revenue	9,412	2,630	9,486	2,675	7,668	2,164
Profit from operations	2,596	783	1,971	622	1,911	567
Net finance income	15	4	21	4	13	2
Profit on ordinary activities before taxation	2,611	787	1,992	626	1,924	569
Taxation on ordinary activities	(664)	(194)	(595)	(176)	(499)	(147)
Profit on ordinary activities after taxation	1,947	593	1,397	450	1,425	422
Non-controlling interests	(28)	(8)	(27)	(8)	(22)	(7)
Post-tax results of associates and joint ventures	1,919	585	1,370	442	1,403	415

Enumerated below are movements that have impacted the post-tax results of associates and joint ventures in 2023, 2022 and 2021. The amounts below were reported as adjusting items under the share of profit from associates in the income statement.

(a) Adjusting items

In 2023, the Group's interest in ITC Limited (ITC), an associate of the Group in India, decreased from 29.19% to 29.02% (2022: 29.38% to 29.19%; 2021: 29.42% to 29.38%) as a result of ITC issuing ordinary shares under the ITC Employee Share Option Scheme. The issue of these shares and change in the Group's share of ITC resulted in a gain of £40 million (2022: £3 million loss; 2021: £6 million gain), which is treated as a deemed partial disposal and included in the income statement.

In 2023, ITC recognised a credit in respect of the proceeds received in partial settlement of the insurance claim towards the cost of leaf tobacco stocks destroyed in a third-party warehouse fire, the Group's share of which was £2 million.

During the year, the Group impaired the investment in Organigram by £34 million (2022: £59 million) (net of tax), driven primarily by the decrease in the company's share price.

As a result of the impairment, the balance relating to goodwill and acquired intangibles associated with the acquisition of Organigram in March 2021 was reduced to £nil million and therefore no further amortisation charge was incurred during the year (2022: £2 million; 2021: £2 million).

During 2022, the Group decided to cease business activities altogether in Yemen, including participating in the management of the Group's associates, due to the challenging operating environment in the country. This led to the full impairment of the investment in the Group's remaining associate in Yemen, United Industries Company Limited, with a charge of £18 million to the income statement.

In 2021, due to a challenging operating environment, the Group had already impaired the investment in Kamaran Industry & Investment Company, the Group's other associate in Yemen. This resulted in a charge of £18 million to the income statement.

Also, in 2021, as a result of the liquidation of Tisak d.d., the Group reclassified the foreign exchange previously recognised in other comprehensive income to the income statement. This resulted in a credit of £2 million to the income statement.

(b) Other financial information

The Group's share of the results of associates and joint ventures is shown in the table below.

	2023	2022	2021
	Group's share £m	Group's share £m	Group's share £m
Profit on ordinary activities after taxation			
– attributable to owners of the parent	585	442	415
Other comprehensive income:			
Items that may be reclassified to profit and loss	(107)	6	(17)
Items that will not be reclassified to profit and loss	(5)	19	14
Total comprehensive income	473	467	412

Summarised financial information of the Group's associates and joint ventures is shown below.

			2023
	ITC £m	Others £m	Total £m
Revenue	6,805	2,607	9,412
Profit on ordinary activities before taxation	2,813	(202)	2,611
Post-tax results of associates and joint ventures	2,121	(202)	1,919
Other comprehensive income	(368)	(20)	(388)
Total comprehensive income	1,753	(222)	1,531

			2022
	ITC £m	Others £m	Total £m
Revenue	7,126	2,360	9,486
Profit on ordinary activities before taxation	2,395	(403)	1,992
Post-tax results of associates and joint ventures	1,761	(391)	1,370
Other comprehensive income	56	32	88
Total comprehensive income	1,817	(359)	1,458

			2021
	ITC £m	Others £m	Total £m
Revenue	5,312	2,356	7,668
Profit on ordinary activities before taxation	1,931	(7)	1,924
Post-tax results of associates and joint ventures	1,427	(24)	1,403
Other comprehensive income	(11)	—	(11)
Total comprehensive income	1,416	(24)	1,392

Financial Statements

Notes on Accounts

Continued

10 Taxation on ordinary activities

(a) Summary of taxation on ordinary activities

	2023 £m	2022 £m	2021 £m
UK corporation tax	32	(3)	(25)
Comprising:			
– current year tax expense	20	2	1
– adjustments in respect of prior periods	12	(5)	(26)
Overseas tax	2,779	2,721	2,401
Comprising:			
– current year tax expense	2,804	2,675	2,418
– adjustments in respect of prior periods	(25)	46	(17)
Total current tax	2,811	2,718	2,376
Deferred tax	(5,683)	(240)	(187)
Comprising:			
– deferred tax relating to origination and reversal of temporary differences	(5,577)	(174)	(29)
– deferred tax relating to changes in tax rates	(106)	(66)	(158)
	(2,872)	2,478	2,189

(b) Franked Investment Income Group Litigation Order

The Group is the principal test claimant in an action in the United Kingdom against HM Revenue and Customs (HMRC) in the Franked Investment Income Group Litigation Order (FII GLO). There were 17 corporate groups in the FII GLO as at 31 December 2023. The case concerns the treatment for UK corporate tax purposes of profits earned overseas and distributed to the UK.

The original claim was filed in 2003. The trial of the claim was split broadly into issues of liability and quantification. The main liability issues were heard by the High Court, Court of Appeal and Supreme Court in the UK and the European Court of Justice in the period to November 2012. The detailed technical issues of the quantification mechanics of the claim were heard by the High Court during May and June 2014 and the judgment handed down on 18 December 2014. The High Court determined that in respect of issues concerning the calculation of unlawfully charged corporation tax and advance corporation tax, the law of restitution including the defence on change of position and questions concerning the calculation of overpaid interest, the approach of the Group was broadly preferred. The conclusion reached by the High Court would, if upheld, produce an estimated receivable of £1.2 billion for the Group. Appeals on a majority of the issues were made to the Court of Appeal, which heard the arguments in June 2016. The Court of Appeal determined in November 2016 on the majority of issues that the conclusion reached by the High Court should be upheld. The Supreme Court gave permission for a number of issues to be appealed in two separate hearings. The first, in February 2020, concerned the time limit for bringing claims. In its application for permission HMRC sought to reverse established House of Lords' authorities on which those earlier judgments were based. They were granted permission to do so by the Supreme Court who divided the appeal into two hearings, the first on the issue of time limits and the second on the issue of interest and related topics. In November 2020, the Supreme Court handed down its judgment on the first stage of that appeal. The Supreme Court agreed to overturn its existing case law partially but introduced a new test for determining whether claims of this type are in time. The case was then remitted to the High Court to apply that new test to the facts. The judgment from the second hearing was handed down in July 2021. Applying that judgment reduces the value of BAT's FII claim to approximately £0.3 billion, mainly as the result of the application of simple interest and the limitation to claims for advance corporation tax offset against lawful corporation tax charges, which is subject to the determination of the remitted timing issue by the High Court and any subsequent appeal. The High Court hearing on time limits was heard in late November 2023 with judgment handed down in February 2024. The High Court determined that claims should have been filed within 6 years of June 2000 meaning that BAT's claims are in time. It is uncertain whether HMRC will appeal the judgment.

During 2015, HMRC paid to the Group a gross amount of £1,224 million in two separate payments. The payments made by HMRC have been made without any admission of liability and are subject to refund were HMRC to succeed on appeal. The second payment in November 2015 followed the introduction of a new 45% tax on the interest component of restitution claims against HMRC. HMRC held back £261 million from the second payment contending that it represents the new 45% tax on that payment, leading to total cash received by the Group of £963 million. Actions challenging the legality of the withholding of the 45% tax have been lodged by the Group. The First Tier Tribunal found in favour of HMRC in July 2017 and the Group's appeal to the Upper Tribunal was heard in July 2018 and judgment has not yet been handed down.

The net £0.9 billion held by the Group is higher than the current value of the claim referred to above. Due to the uncertainty of the amounts and eventual outcome, the Group has not recognised any impact in the Income Statement in the current or prior period. The receipt, net of the deduction by HMRC, is held within trade and other payables as disclosed in note 25. Any future recognition as income will be treated as an adjusting item, due to the size of the amount, with interest of £60 million for the 12 months to 31 December 2023 (2022: £33 million; 2021: £20 million) accruing on the balance, which was also treated as an adjusting item.

The final resolution of all issues in the litigation is likely to take a number of years. The Group made interim repayments to HMRC of £50 million in 2023 and 2022, and intends to make further interim repayments in future periods.

(c) Factors affecting the taxation charge

The taxation charge differs from the standard rate of corporation tax in the UK of 23.5% for 2023, 19.0% for 2022 and 19.0% 2021. The major causes of this difference are listed below:

	2023		2022		2021	
	£m	%	£m	%	£m	%
(Loss)/Profit before tax	(17,061)		9,324		9,163	
Less: share of post-tax results of associates and joint ventures (see note 9)	(585)		(442)		(415)	
	(17,646)		8,882		8,748	
Tax at 23.5% (2022: 19% and 2021: 19%) on the above	(4,147)	23.5	1,688	19.0	1,662	19.0
Factors affecting the tax rate:						
Tax at standard rates other than UK corporation tax rate	619	(3.5)	397	4.5	319	3.6
Other national tax charges	310	(1.8)	244	2.7	184	2.1
Permanent differences	845	(4.8)	83	0.9	87	1.0
Overseas withholding taxes	179	(1.0)	156	1.8	189	2.2
Double taxation relief on UK profits	(46)	0.3	(26)	(0.3)	(23)	(0.3)
(Utilised)/unutilised tax losses	(15)	0.1	12	0.1	(10)	(0.1)
Adjustments in respect of prior periods	(13)	0.1	41	0.5	(43)	(0.5)
Deferred tax relating to changes in tax rates	(106)	0.6	(66)	(0.7)	(158)	(1.8)
Additional net deferred tax (credits)/charges	(498)	2.8	(51)	(0.6)	(18)	(0.2)
	(2,872)	16.3	2,478	27.9	2,189	25.0

The Group's reported 2023 tax rate is significantly impacted by the impairment of intangible assets as described in note 12.

– Permanent differences in 2023 consist mainly of the tax impact of the goodwill impairment (for which no tax relief is available).

– Additional net deferred tax (credits)/charges in 2023 consist mainly of the U.S. state deferred tax impact of the trademark impairment (please see further in note 16).

(d) Adjusting items included in taxation

In 2023, adjusting items in taxation included a net credit of £73 million relating to the revaluation of deferred tax liabilities arising on trademarks recognised in the Reynolds American acquisition in 2017 due to changes in U.S. state tax rates, the reversal of provisions for Russia tax risks and a potential clawback of tax reliefs arising on the closure of the Group's factory in Switzerland offset by a provision for potential tax exposures in the Netherlands and the tax impact in Brazil of the legal case regarding Rio de Janeiro VAT incentives (described further in note 6(k)).

In 2022, adjusting items in taxation included a net credit of £27 million mainly relating to the revaluation of deferred tax liabilities arising on trademarks recognised in the Reynolds American acquisition in 2017 due to changes in U.S. state tax rates and a potential clawback of tax reliefs arising on the closure of the Group's factory in Switzerland.

In 2021, adjusting items in taxation included a net credit of £91 million mainly relating to the revaluation of deferred tax liabilities arising on trademarks recognised in the Reynolds American acquisition in 2017 due to changes in U.S. state tax rates.

(e) Tax on adjusting items

In addition, the tax on adjusting items, separated between the different categories, as per note 11, amounted to £5,415 million (2022: £176 million; 2021: £119 million). The adjustment to the adjusted earnings per share (note 11) also includes £1 million (2022: £5 million; 2021: £6 million) in respect of the non-controlling interests' share of the adjusting items net of tax.

(f) Tax on items recognised directly in other comprehensive income

	2023 £m	2022 £m	2021 £m
Current tax	(5)	(6)	(4)
Deferred tax	12	(106)	(110)
(Charged)/credited to other comprehensive income	7	(112)	(114)

(g) Tax on items recognised directly in equity

In relation to the perpetual hybrid bonds issued on 27 September 2021 (note 22(d)), tax relief of £14 million (2022: £11 million; 2021: £5 million) has been recognised, principally in relation to the coupon incurred.

(h) Global minimum tax

In December 2021, the OECD released model rules for a new global minimum corporate tax framework applicable to multinational enterprise groups with global revenues of over €750 million ("Pillar Two" rules). The UK substantively enacted legislation implementing these rules on 20 June 2023 and the rules apply to the Group as of 1 January 2024. The Group is reviewing this legislation together with developing guidance. The Group is also monitoring the status of implementation of the model rules outside of the UK to assess the potential impact. Based on the information currently available, the impact of these rules on the Group tax position is not expected to be material.

Financial Statements

Notes on Accounts

Continued

11 Earnings per share

Earnings used in the basic, diluted and headline earnings per share calculation represent the profit attributable to the ordinary equity shareholders after deducting amounts representing the coupon on perpetual hybrid bonds on a pro-rata basis regardless of whether coupons have been deferred or paid in the period. Below is a reconciliation of the earnings used to calculate earnings per share:

	2023 £m	2022 £m	2021 £m
(Loss)/earnings attributable to owners of the parent	(14,367)	6,666	6,801
Coupon on perpetual hybrid bonds	(59)	(60)	(15)
Tax on coupon on perpetual hybrid bonds	14	11	3
(Loss)/earnings	(14,412)	6,617	6,789

In 2023, the Group reported a loss for the year. Following the requirements of IAS 33 *Earnings per Share*, the impact of share options would be antidilutive and are excluded from the calculation of diluted earnings per share. Below is a reconciliation from basic to diluted earnings per share for 2022 and 2021:

	2023			2022			2021		
	Loss £m	Weighted average number of shares m	Loss per share pence	Earnings £m	Weighted average number of shares m	Earnings per share pence	Earnings £m	Weighted average number of shares m	Earnings per share pence
Basic (loss)/earnings per share (ordinary shares of 25p each)	(14,412)	2,229	(646.6)	6,617	2,256	293.3	6,789	2,287	296.9
Share options	—	—	—	—	11	(1.4)	—	10	(1.3)
Diluted (loss)/ earnings per share*	(14,412)	2,229	(646.6)	6,617	2,267	291.9	6,789	2,297	295.6

Note:

* In 2023, the Group reported a loss for the year. Following the requirements of IAS 33, the impact of share options would be antidilutive and is therefore excluded, for 2023, from the calculation of diluted earnings per share, calculated in accordance with IFRS, for that year. For remuneration purposes, and reflective of the Group's positive earnings on an adjusted basis, management have included the dilutive effect of share options in calculating adjusted diluted earnings per share. There were 8 million share options on a weighted average basis in 2023.

Adjusted earnings per share calculation

Earnings have been affected by a number of adjusting items, which are described in notes 3 to 10. Adjusting items are significant items in the profit from operations, net finance costs, taxation and the Group's share of the post-tax results of associates and joint ventures which individually or, if of a similar type, in aggregate, are relevant to an understanding of the Group's underlying financial performance. The Group believes that these items are useful to users of the Group financial statements in helping them to understand the underlying business performance. To illustrate the impact of these items, an adjusted earnings per share calculation is shown below.

	Notes	2023		2022		Basic 2021	
		(Loss)/ earnings £m	(Loss)/ earnings per share pence	Earnings £m	Earnings per share pence	Earnings £m	Earnings per share pence
Basic (loss)/earnings per share		(14,412)	(646.6)	6,617	293.3	6,789	296.9
Effect of amortisation and impairment of goodwill, trademarks and similar intangibles	4	27,816	1,247.9	285	12.6	363	15.9
Tax and non-controlling interests on amortisation and impairment of goodwill, trademarks and similar intangibles	10(e)	(5,390)	(241.8)	(67)	(3.0)	(71)	(3.1)
Net effect of excise and VAT cases	5(a),6(j), 6(k)	(167)	(7.5)	(460)	(20.4)	26	1.1
Tax on excise and VAT cases	10(e)	41	1.8	72	3.2	(3)	(0.1)
Effect of disposal of subsidiaries	6(f)	546	24.5	(6)	(0.3)	358	15.7
Effect of Brazil other taxes	6(k)	47	2.1	—	—	—	—
Tax on Brazil other taxes	10(e)	(16)	(0.7)	—	—	—	—
Effect of charges in respect of DOJ and OFAC investigations	6(h)	75	3.4	450	19.9	—	—
Effect of charges in respect of Nigerian FCCPC case	6(i)	—	—	79	3.5	—	—
Effect of planned disposal of subsidiaries	6(j)	(195)	(8.7)	612	27.2	—	—
Tax on planned disposal of subsidiaries	10(e)	—	—	(10)	(0.4)	—	—
Effect of restructuring and integration costs	7	(2)	(0.1)	771	34.2	150	6.5
Tax and non-controlling interests on restructuring and integration costs	10(d)(e)	(3)	(0.1)	(116)	(5.1)	(39)	(1.7)
Other adjusting items	3,6(d)	96	4.3	154	6.8	19	0.8
Tax effect on other adjusting items	10(e)	(22)	(1.0)	(37)	(1.6)	(5)	(0.2)
Effect of early repurchase of bonds	8(b)	29	1.3	—	—	—	—
Tax effect of early repurchase of bonds	10(e)	(8)	(0.4)	—	—	—	—
Effect of interest on FII GLO settlement and other	8(b)	67	3.0	34	1.5	55	2.4
Tax effect of interest on FII GLO settlement and other	10(e)	(18)	(0.8)	(6)	(0.3)	—	—
Effect of associates' adjusting items net of tax	9(a)	(8)	(0.4)	92	4.1	12	0.5
Deferred tax relating to changes in tax rates	10(d)	(97)	(4.4)	(44)	(2.0)	(98)	(4.3)
Adjusting items in tax	10(d)	24	1.2	—	—	—	—
Adjusted earnings per share (basic)		8,403	377.0	8,420	373.2	7,556	330.4

Financial Statements

Notes on Accounts

Continued

	Notes	2023		2022		Diluted 2021	
		(Loss)/ earnings £m	(Loss)/ earnings per share pence	Earnings £m	Earnings per share pence	Earnings £m	Earnings per share pence
Diluted (loss)/earnings per share		(14,412)	(646.6)	6,617	291.9	6,789	295.6
Effect of amortisation and impairment of goodwill, trademarks and similar intangibles	4	27,816	1,247.9	285	12.6	363	15.8
Tax and non-controlling interests on amortisation and impairment of goodwill, trademarks and similar intangibles	10(e)	(5,390)	(241.8)	(67)	(3.0)	(71)	(3.1)
Net effect of excise and VAT cases	5(a),6(j), 6(k)	(167)	(7.5)	(460)	(20.3)	26	1.1
Tax on excise and VAT cases	10(e)	41	1.8	72	3.2	(3)	(0.1)
Effect of disposal of subsidiaries	6(f)	546	24.5	(6)	(0.3)	358	15.6
Effect of Brazil other taxes	6(k)	47	2.1	—	—	—	—
Tax on Brazil other taxes	10(e)	(16)	(0.7)	—	—	—	—
Effect of charges in respect of DOJ and OFAC investigations	6(h)	75	3.4	450	19.9	—	—
Effect of charges in respect of Nigerian FCCPC case	6(i)	—	—	79	3.5	—	—
Effect of planned disposal of subsidiaries	6(j)	(195)	(8.7)	612	26.8	—	—
Tax on planned disposal of subsidiaries	10(e)	—	—	(10)	(0.4)	—	—
Effect of restructuring and integration costs	7	(2)	(0.1)	771	34.0	150	6.6
Tax and non-controlling interests on restructuring and integration costs	10(d)(e)	(3)	(0.1)	(116)	(5.1)	(39)	(1.7)
Other adjusting items	3,6(d)	96	4.3	154	6.8	19	0.8
Tax effect on other adjusting items	10(e)	(22)	(1.0)	(37)	(1.6)	(5)	(0.2)
Effect of early repurchase of bonds	8(b)	29	1.3	—	—	—	—
Tax effect of early repurchase of bonds	10(e)	(8)	(0.4)	—	—	—	—
Effect of interest on FII GLO settlement and other	8(b)	67	3.0	34	1.5	55	2.4
Tax effect of interest on FII GLO settlement and other	10(e)	(18)	(0.8)	(6)	(0.3)	—	—
Effect of associates' adjusting items net of tax	9(a)	(8)	(0.4)	92	4.1	12	0.5
Deferred tax relating to changes in tax rates	10(d)	(97)	(4.4)	(44)	(1.9)	(98)	(4.3)
Adjusting items in tax	10(d)	24	1.2	—	—	—	—
Impact of dilution*		—	(1.4)				
Adjusted diluted earnings per share		8,403	375.6	8,420	371.4	7,556	329.0

Note:

* In 2023, the Group reported a loss for the year. Following the requirements of IAS 33, the impact of share options would be antidilutive and is therefore excluded, for 2023, from the calculation of diluted earnings per share, calculated in accordance with IFRS, for that year. For remuneration purposes, and reflective of the Group's positive earnings on an adjusted basis, management have included the dilutive effect of share options in calculating adjusted diluted earnings per share.

Headline earnings per share as required by the JSE Limited

The presentation of headline earnings per share, as an alternative measure of earnings per share, is mandated under the JSE Listing Requirements. It is calculated in accordance with Circular 1/2023 'Headline Earnings', as issued by the South African Institute of Chartered Accountants.

	2023		2022		Basic 2021	
	(Loss)/ earnings £m	(Loss)/ earnings per share pence	Earnings £m	Earnings per share pence	Earnings £m	Earnings per share pence
Basic (loss)/earnings per share	(14,412)	(646.6)	6,617	293.3	6,789	296.9
Effect of impairment of intangibles, property, plant and equipment, associates and assets held-for-sale	27,800	1,247.2	429	19.0	138	6.0
Tax and non-controlling interests on intangibles, property, plant and equipment, associates and assets held-for-sale	(5,430)	(243.6)	(77)	(3.4)	(42)	(1.8)
Effect of gains on disposal of property, plant and equipment, trademarks, held-for-sale assets, partial/full termination of IFRS 16 leases, and sale and leaseback	(125)	(5.6)	(21)	(0.9)	(10)	(0.4)
Tax and non-controlling interests on disposal of property, plant and equipment, held-for-sale assets, partial/full termination of IFRS 16 leases, and sale and leaseback	27	1.2	5	0.2	2	0.1
Effect of impairment of subsidiaries transferred to held-for-sale and associated costs	(203)	(9.1)	548	24.2	83	3.6
Tax on impairment of subsidiaries and associated costs	—	—	(10)	(0.4)	—	—
Effect of foreign exchange reclassification from reserves to the income statement						
- Subsidiaries	552	24.8	6	0.3	291	12.7
- Associates	—	—	(1)	—	(2)	(0.1)
Issue of shares and change in shareholding of an associate	(40)	(1.8)	3	0.1	(6)	(0.3)
Headline earnings per share (basic)	8,169	366.5	7,499	332.4	7,243	316.7

	2023		2022		Diluted 2021	
	(Loss)/ earnings £m	(Loss)/ earnings per share pence	Earnings £m	Earnings per share pence	Earnings £m	Earnings per share pence
Diluted earnings per share	(14,412)	(646.6)	6,617	291.9	6,789	295.6
Effect of impairment of intangibles, property, plant and equipment, associates and assets held-for-sale	27,800	1,247.2	429	18.9	138	6.0
Tax and non-controlling interests on intangibles, property, plant and equipment, associates and assets held-for-sale	(5,430)	(243.6)	(77)	(3.4)	(42)	(1.8)
Effect of gains on disposal of property, plant and equipment, trademarks, held-for-sale assets, partial/full termination of IFRS 16 leases, and sale and leaseback	(125)	(5.6)	(21)	(0.9)	(10)	(0.4)
Tax and non-controlling interests on disposal of property, plant and equipment, held-for-sale assets, partial/full termination of IFRS 16 leases, and sale and leaseback	27	1.2	5	0.2	2	0.1
Effect of impairment of subsidiaries transferred to held-for-sale and associated costs	(203)	(9.1)	548	24.1	83	3.6
Tax on impairment of subsidiaries and associated costs	—	—	(10)	(0.4)	—	—
Effect of foreign exchange reclassification from reserves to the income statement						
- Subsidiaries	552	24.8	6	0.3	291	12.6
- Associates	—	—	(1)	—	(2)	(0.1)
Issue of shares and change in shareholding of an associate	(40)	(1.8)	3	0.1	(6)	(0.3)
Headline earnings per share (diluted)	8,169	366.5	7,499	330.8	7,243	315.3

Financial Statements

Notes on Accounts

Continued

12 Intangible assets (revised)¹

(a) Overview of intangible assets

	2023				
	Trademarks and similar intangibles £m	Goodwill ² £m	Computer software £m	Assets in the course of development £m	Total ² £m
1 January					
Cost	83,454	48,488	1,379	153	133,474
Accumulated amortisation and impairment	(2,851)	(532)	(1,005)	(11)	(4,399)
Net book value at 1 January	80,603	47,956	374	142	129,075
Differences on exchange	(3,431)	(2,251)	(4)	1	(5,685)
Additions					
– internal development	—	—	—	75	75
– separately acquired	59	—	—	3	62
Reallocations	2	—	115	(111)	6
Amortisation charge	(237)	—	(120)	—	(357)
Impairment	(22,995)	(4,614)	(5)	—	(27,614)
31 December					
Cost	78,848	46,021	1,408	110	126,387
Accumulated amortisation and impairment	(24,847)	(4,930)	(1,048)	—	(30,825)
Net book value at 31 December	54,001	41,091	360	110	95,562
	2022				
	Trademarks and similar intangibles £m	Goodwill ² £m	Computer software £m	Assets in the course of development £m	Total ² £m
1 January					
Cost	74,227	43,715	1,266	156	119,364
Accumulated amortisation and impairment	(2,360)	(521)	(858)	—	(3,739)
Net book value at 1 January	71,867	43,194	408	156	115,625
Differences on exchange	9,033	4,762	5	2	13,802
Additions					
– internal development	—	—	—	37	37
– separately acquired	—	—	—	85	85
Reallocations	29	—	96	(125)	—
Amortisation charge	(309)	—	(128)	—	(437)
Impairment	(10)	—	(3)	(11)	(24)
Disposals	(7)	—	—	—	(7)
Held for sale	—	—	(4)	(2)	(6)
31 December					
Cost	83,454	48,488	1,379	153	133,474
Accumulated amortisation and impairment	(2,851)	(532)	(1,005)	(11)	(4,399)
Net book value at 31 December	80,603	47,956	374	142	129,075

Notes:

1. Effective from 2023, the Group revised its regional structure from four regions to three, with the comparator data provided on this revised basis.

2. The table above has been re-presented for both the current and the comparative period to give a more meaningful disclosure of the Group's accumulated impairment of goodwill, which was previously shown net in the opening and closing balances.

(b) Impairment testing**(i) Overview****a. Estimation uncertainty**

As described in note 1, the critical accounting estimates used in the preparation of the consolidated financial statements include the review of asset values, especially indefinite-lived assets such as goodwill and certain trademarks and similar intangibles.

There is significant judgement with regard to assumptions and estimates involved in the forecasting of future cash flows, which form the basis of the assessment of the recoverability of these assets, with the effect that the value-in-use of calculations incorporate estimation uncertainty, particularly for certain assets held in relation to the Canadian and U.S. markets.

b. Impact of climate change

The impact of climate change has been considered in preparation of the financial statements. For impairment testing and valuation purposes, the Group have included certain climate-related costs within the discounted cash flow forecast for impairment assessment. The Group also completed scenario analyses of the potential impact of those climate change-related risks. This sensitised discounted cash flow included such items as product taxes and carbon taxes within the future cash flows and resulted in no material adverse impact to the impairment assessment.

(ii) Discount rates

Post-tax discount rates were used in the impairment testing, based on the Group's weighted average cost of capital, taking into account the cost of capital and borrowings, to which specific market-related premium adjustments are made. These adjustments are derived from external sources and are based on the spread between bonds (or credit default swaps, or similar indicators) issued by the relevant local (or comparable) government, adjusted for the Group's own credit market risk. Valuations derived from applying post-tax discount rates to post-tax cash flows are aligned to those that would arise from applying pre-tax discount rates to pre-tax cash flows. For ease of use and consistency in application, these results are periodically calibrated into bands based on internationally recognised credit ratings. This applies to all CGUs with the exception of Reynolds, which had its discount rate independently determined based on a weighted average cost of capital in respect of the U.S. and U.S. market-related premiums, and Malaysia where the discount rate reflects BAT Malaysia's weighted average cost of capital.

The long-term growth rates and discount rates have been applied to the budgeted cash flows of each cash-generating unit. These cash flows have been determined by local management based on experience, specific market and brand trends, as well as pricing and cost expectations. These have been endorsed by Group management as part of the consolidated Group's approved budget.

Please refer to the discount rates applied for intangible assets with indefinite lives in note 12(b)(iv) and for cash-generating units in note 12(b)(iii).

(iii) Impairment testing - summary

Total impairment charges of £27,614 million have been recognised in 2023, of which £27,291 million related to Reynolds American (being a charge against goodwill of £4,299 million and against trademarks of £22,992 million), £291 million related to South Africa goodwill, £24 million related to Peru goodwill and the remaining relating to other intangible assets.

a. Goodwill

Goodwill of £41,091 million (2022: £47,956 million) is included in intangible assets in the balance sheet of which the following are the significant acquisitions: Reynolds American £30,938 million (2022: 37,181 million); Rothmans Group £4,274 million (2022: £4,704 million); Imperial Tobacco Canada £2,386 million (2022: £2,460 million); ETI (Italy) £1,428 million (2022: £1,461 million) and ST (principally Scandinavia) £1,074 million (2022: £1,102 million). The principal allocations of goodwill in the Rothmans acquisition are to the cash-generating units of Europe and South Africa, with the remainder relating to operations in APMEA.

In 2023, goodwill was allocated for impairment testing purposes to 17 (2022: 17) individual cash-generating units (CGUs) – one in the U.S. (2022: one), nine in AME (2022: nine) and seven in APMEA (2022: seven).

For the purpose of impairment testing, goodwill has been attributed to the following cash-generating units:

	2023		2022	
	Carrying amount £m	Pre-tax discount rate %	Carrying amount £m	Pre-tax discount rate %
Cash-generating unit				
Reynolds American	30,938	9.6	37,181	8.8
Europe	5,596	6.6	5,670	7.5
Canada	2,386	20.3	2,460	19.4
Australia	717	7.3	755	8.2
South Africa	189	14.3	541	10.4
Singapore	382	7.4	398	7.9
GTR	253	7.6	264	7.6
Malaysia	217	10.2	240	11.4
Peru	73	12.4	103	7.5
Other	340	6.7	344	8.0
Total	41,091		47,956	

Included within 'Other' above is goodwill arising on various acquisitions that have been allocated to eight cash-generating units which are, individually, insignificant. The pre-tax discount rate represents the weighted average pre-tax discount rate.

During 2023, the Group recognised a total impairment charge to goodwill of £4,614 million (2022: £nil million) related to South Africa and Peru as explained in note 12(b)(vi) and to Reynolds American as explained in note 12(b)(iv) below.

Financial Statements

Notes on Accounts

Continued

b. Trademarks and similar intangibles with indefinite lives

The net book value of trademarks and similar intangibles with indefinite lives is £51,930 million (2022: £78,228 million) and relates to the acquisition of Reynolds American. The trademarks acquired, including Newport, Camel, Natural American Spirit, Grizzly and Pall Mall, all of which are part of the Group's Strategic Portfolio of key brands, form the core focus of the U.S. business and receive significant support in the form of dedicated internal resources, forecasting and, where appropriate, marketing investment. These trademarks have significant market share and positive cash flow expectations. There are no regulatory or contractual restrictions on the use of the trademarks, and there are no plans by management to significantly redirect resources elsewhere.

c. Trademarks and similar intangibles with definite lives

The majority of trademarks and similar intangibles with definite lives relate to trademarks acquired in previous years. These trademarks are amortised over their expected useful lives, which do not exceed 20 years. As discussed below in Note 12(b)(iv), with effect from 1 January 2024, this category will be amortised over periods not exceeding 30 years to accommodate the estimate of useful economic lives for Newport, Camel, Pall Mall and Natural American Spirit. Included in the net book value of trademarks and similar intangibles are trademarks relating to the acquisition of Reynolds American £1,809 million (2022: £2,071 million).

The following disclosure will consider Reynolds American, Canada and the Rest of the World in turn.

(iv) Impairment testing – Reynolds American

Goodwill and the indefinite-lived brand intangibles relating to Reynolds American

Subsequent to the FDA announcement on 28 April 2022 of a proposed product standard to prohibit menthol as a characterising flavour in cigarettes, the FDA formally submitted the final product standard to the Office of Management and Budget on 18 October 2023. Management notes that the proposal of a product standard does not itself constitute a ban on menthol in cigarettes given the proposed standard is still required to go through the established comprehensive U.S. rule-making process, the timetable and outcome for which was, and remains, uncertain. Further to this, on 21 June 2022, the FDA announced plans to develop a proposed product standard that would establish a maximum nicotine level in cigarettes and certain other combustible tobacco products to reduce addictiveness. Management notes that the FDA announcement does not itself constitute restrictions on nicotine levels in cigarettes, and any proposed regulation of nicotine in cigarettes would need to be introduced through the established comprehensive U.S. rule-making process, the timetable and outcome for which was, and remains, uncertain. Management do not deem this to be a new development but rather a continuation of the rulemaking process that the FDA initiated in 2017 that was later put on hold.

In December 2022, the sale of most tobacco products with characterising flavours (including menthol) other than tobacco were banned in the state of California. The impact of the ban in California has been reflected in the cash flow forecasts used in the impairment model.

The Group has a long-standing track record of managing regulatory shifts and, in the event of regulatory change, the Group remains confident in its ability to navigate that environment successfully.

In line with the approach used in 2022, the value-in-use calculations have been determined based on probability weighted scenarios to derive a risk-adjusted cash flow forecast applied within the valuations. These scenarios incorporate varying assumptions on potential timing for a final product standard to prohibit menthol as a characterising flavour in cigarettes becoming effective. However, the impact of the timing of any potential menthol ban was not deemed to be a key assumption.

Management note that the U.S. combustibles market has experienced substantial volatility since 2020. In the period immediately prior to the COVID-19 pandemic, U.S. combustibles industry volumes declined by c.5.0-5.5% per annum (2017-2019). During COVID-19, due to changes in consumer behaviour, industry volume was largely flat in 2020 (0.1% decline) with 2021 also declining by only 3.0%. However, in 2022, as the U.S. exited the pandemic combined with adverse impacts from the macro-economic headwinds, industry volume declined by 10.6%.

At the time, it was Management's assessment that the performance was a rebalancing and would return to a more consistent decline rate in future periods, supporting the judgement that it was not possible to reliably determine a definite useful life for the brands. Accordingly, an indefinite life continued to be applied and the brands were not amortised in 2022 or 2023.

During 2023, however, evolving insights indicated that the decline in industry volume would be higher than forecast due to the continued macro-economic headwinds in the U.S. combined with an acceleration of the vapour category growth. This growth is driven by combustible consumers turning to Vapour devices (specifically through the use of illicit single-use products) with this market segment growing by c.100% in the period.

Due to the continued challenging trading conditions in the U.S., a detailed external study was commissioned to assist Management with an independent view of the potential forecast performance for the market.

The study assessed the future industry size, based upon, among other things:

- Macro-economic factors;
- Pricing and elasticity; and
- Long term trend assumptions which themselves include category-specific consumption patterns in comparison to other categories.

This review assisted Management in preparing the Group's five-year forecast of the U.S. market, with further extrapolation based upon the estimated performance of the brands.

Following the review and as a result of the higher forecast combustibles market decline as described above, a total impairment of £27,291 million in respect of the U.S. CGU was identified. The impairment charge has been recognised using the exchange rate prevailing on the date of the impairment assessment of £1 : US\$1.213 as the underlying cash flows and net assets are US\$ denominated.

Impairment of trademarks and assessment of useful economic lives

Concurrent to the impairment assessment, and reflecting Management's revised volume projections, Management concluded that it was appropriate to redesignate Newport, Camel, Natural American Spirit and Pall Mall as definite-lived from 1 January 2024 (2023: indefinite-lived, 2022: indefinite-lived) with an estimated life of between 20-30 years.

It was also concluded that it remains appropriate to continue to recognise Grizzly and Camel snus as indefinite-lived brands given the expected continued performance of the traditional oral sector.

Corporate costs are allocated to the brand budgets based on either specific allocations, where appropriate, or based on revenue. As the trademarks and similar intangibles with indefinite lives relate to the acquisition of Reynolds American, the brand budgets used in the value-in-use calculations have also been incorporated into the budget information used in the impairment testing of Reynolds American goodwill.

The value-in-use calculations for the Reynolds American cash-generating unit and the indefinite-lived brands have been prepared based on a five-year risk-adjusted cash flow forecast, incorporating the probability weighted scenarios above. After this forecast, for the Reynolds American cash-generating unit and for the indefinite-lived brands Grizzly and Camel Snus, a probability weighted growth rate of 1.0% (2022: 1.0%) is applied.

In order to support the long-term growth rates for Newport, Camel, Natural American Spirit and Pall Mall, a cash flow forecast has also been prepared on a discrete basis, reflecting the revised useful economic lives from 1 January 2024. The long-term growth rates implied by these value-in-use calculations with cash flows capped at 30 years or 20 years, as appropriate, are -4.7% (2022: 0.89%) for Newport, -7.4% (2022: 0.93%) for Camel, -1.15% (2022: 1.0%) for Natural American Spirit and -13.7% (2022: 1.0%) for Pall Mall.

As a result of the revised forecasts, an impairment charge of £22,992 million has been recognised in relation to the brands.

Management recognise that the date at which the redesignation to definite-lived is made is judgemental and have determined that amortisation will commence from 1 January 2024. From 2024, amortisation will be charged on a straight-line basis with the increase in annual amortisation expense expected to be £1.4 billion (US\$1.8 billion) per annum.

	2023			2022		
	Carrying amount £m	Volume 5 Year CAGR**	Pre-tax discount rate* %	Carrying amount £m	Volume 5 Year CAGR	Pre-tax discount rate %
Indefinite-lived intangibles						
Newport	20,753	(11.3)%	8.7	33,236	(6.7)%	9.2
Camel	7,822	(12.3)%	8.9	14,058	(6.4)%	8.9
Pall Mall	2,608	(18.8)%	9.4	6,252	(13.0)%	8.6
Natural American Spirit	10,439	(7.6)%	7.9	13,019	(2.5)%	8.6
Camel Snus	1,099	(5.4)%	7.8	1,355	(5.3)%	8.6
Grizzly	9,209	(3.9)%	7.8	10,308	(3.7)%	8.6
Total	51,930			78,228		

Notes:

* For the purpose of current year impairment assessment, the value-in-use calculations for the combustibles brands have been prepared based on a five-year risk adjusted cash flow forecast, supplemented by a forecast on a discrete period basis reflecting the revised useful economic life effective 1 January 2024 for the combustibles brands to support the long term growth rates. Following these updates, the Group has revisited the methodology by which the Tax Amortisation Benefit (TAB) included in the brand valuation is treated when determining the pre-tax discount rates. In the previous years, the Group had considered the pre-TAB value-in-use to derive the pre-tax discount rate, however, under the revised approach, the Group has considered the post-TAB value-in-use in deriving the pre-tax discount rates for disclosure purposes. If the revised methodology is applied to the year 2022, the pre-tax discount rate will result in 7.9% for Newport, 7.6% for Camel and 7.4% for Pall Mall, Natural American Spirit, Camel Snus and Grizzly. The revision of the pre-tax discount rates does not result in any change in the impairment assessment or the headroom calculated for each of the intangible assets in the year 2022. There are no other financial impacts on the financial statements for year-end 2022 as a result of this revision in methodology in the application of the TAB factor for deriving pre-tax discount rate for disclosure purposes. Valuations derived from applying post-tax discount rates to post-tax cash flows are aligned to those that would arise from applying pre-tax discount rates to pre-tax cash flows.

** Five year CAGR is calculated by reference to the first five years annual volumes in the value-in-use model against the 2023 baseline.

Financial Statements

Notes on Accounts

Continued

The below table indicates the additional amount of impairment that would be required if the following individual changes were made to the key assumptions used in the impairment model:

	Newport £m	Camel £m	Pall Mall £m	Natural American Spirit £m	Grizzly £m	Camel Snus £m
Assumptions						
Volume decline by additional 1% year on year*	(1,135)	(427)	(142)	(572)	(559)	(68)
Decrease in long-term growth rate by 50bps	(560)	(163)	(32)	(467)	(593)	(70)
Increase in pre-tax discount rate by 75bps	(1,105)	(354)	(86)	(804)	(945)	(112)

Note:

* Volume sensitivity results in a proportional reduction in both net revenue and direct costs with no impact to operating margin %. Fixed overhead cost allocations remain flat. This demonstrates a year-on-year decrease in operating cash flow for the discrete forecast years.

The volume decline assumption is based on the year on year decline rate increasing by an additional 1% each year in the five-year cash flow forecast without any future recovery and assumes that other assumptions are not changed. The above sensitivities have been translated using the exchange rate prevailing on the date of the impairment assessment of £1 : US\$1.213 as the underlying cash flows and net assets are US\$ denominated.

Impairment assessment of Reynolds American goodwill

As a consequence of the challenges in the U.S. market and the impact to the Group's ongoing financial forecast, and having recognised an impairment charge in respect of the trademarks referenced above, the Group has also recognised an additional impairment in respect of U.S. goodwill of £4,299 million (2022: £nil million).

The table below indicates the additional amount of impairment that would be required if the following individual changes were made to key assumptions within the value-in-use model and it has been translated using the exchange rate prevailing on the date of the impairment assessment of £1 : US\$1.213 as the underlying cash flows and net assets are US\$ denominated:

Reynolds American goodwill impairment charge for 2023 (£m)	Assumptions	Change in key assumption	Possible additional impairment (£m)
4,299	Pre-tax discount rate	Increase of 0.67%	(6,169)
	Long-term growth rates	Decrease of 0.50%	(4,962)

Note:

* The sensitivity to increase the pre-tax discount rate for the Reynolds American goodwill has been considered in isolation without any uplift to the brands discount rate (impact of which is shown in the sensitivity table above). In the event of an increase to the brand's discount rate, any additional impairment to the Reynolds American goodwill will reduce by the respective amount due to the resulting reduction to its net assets.

Reynolds American Summary

The following is a summary table showing the movement of the Reynolds American goodwill and other intangible and similar assets in the U.S. during 2023

	Opening balance £m	Differences on exchange £m	Impairment £m	2023 Closing balance £m
Reynolds American goodwill	37,181	(1,944)	(4,299)	30,938
Newport	33,236	(1,339)	(11,144)	20,753
Camel	14,058	(517)	(5,719)	7,822
Pall Mall	6,252	(187)	(3,457)	2,608
Natural American Spirit	13,019	(642)	(1,938)	10,439
Grizzly	10,308	(554)	(545)	9,209
Camel snus	1,355	(67)	(189)	1,099

(v) Impairment testing – Canada

Goodwill relating to Imperial Tobacco Canada Ltd (ITCAN)

In March 2019, ITCAN obtained an Initial Order from the Ontario Superior Court of Justice granting it protection under the Companies' Creditors Arrangement Act (CCAA). If the CCAA creditor protection were to end, significant liabilities might crystallise. As a consequence, to reflect the risk to future operating cash flows, the value-in-use calculations have been prepared based on a five-year cash flow forecast, after which a growth rate of -2.5% and a pre-tax discount rate of 20.3% (2022: 19.4%) have been assumed. Further information on the Quebec Class Actions and CCAA can be found in note 31.

In addition to the increase in discount rate, a reasonable range of sensitivities was applied to the value-in-use calculation, and there was no risk of an impairment charge identified.

The excess of value-in-use earnings over the carrying values (headroom) of the ITCAN goodwill would be reduced to nil if the following individual changes, none of which are considered reasonably possible by management, were made to the key assumptions used in the impairment model.

	Canada goodwill %
Assumptions	
Decrease in revenue by*	17.4
Increase in pre-tax discount rate by	8.5

Note:

* Revenue sensitivities are performed in isolation and do not include the removal of the corresponding variable cost of sales. This demonstrates a decrease in revenue in each of the forecast years.

Below is the summary of ITCAN's income statement:

	2023 £m	2022 £m
Revenue	1,003	1,055
Profit from operations	600	589
Profit after tax	517	478

Please refer to note 32 for ITCAN's assets which are subject to restrictions.

The £2,386 million of goodwill relating to ITCAN on the Group's balance sheet at 31 December 2023 will continue to be reviewed on a regular basis. Any impairment charge would result in a non-cash charge to the income statement that will be treated as an adjusting item.

Financial Statements

Notes on Accounts

Continued

(vi) Impairment testing – Goodwill and indefinite-lived brands (excluding Reynolds American and Canada)

The value-in-use calculations use cash flows based on detailed financial budgets prepared by management covering a one-year period extrapolated over a 10-year horizon with growth of 3% (2022: 3%) in years two to ten, after which a growth rate of 1% (2022: 1%) has been assumed as the long-term volume decline is more than offset by pricing to drive revenue growth. A 10-year horizon is considered appropriate based on the Group's history of profit and cash growth, its well-balanced portfolio of brands and the industry in which it operates.

For the Malaysian cash-generating unit, as a result of regulatory and macro-economic conditions, the above assumptions were amended to reflect the short- to medium-term plans of the country or area management spanning a period of five years after which a long-term growth rate of 0% for New Categories and -0.9% for combustibles has been assumed. For the Malaysian cash-generating unit headroom to reduce to £nil, the forecasted cash flows would need to reduce by 30.7% in each discrete year in the five-year period or the pre-tax discount rate would have to increase by 5.5%, both of which Management does not consider to be reasonably possible. The Group will continue to monitor Malaysia's performance going forward to identify if any impairment triggers materialise.

Trading conditions have continued to be difficult in South Africa with the growth in illicit trade following the ban of the sale of tobacco products introduced during the COVID-19 pandemic becoming further entrenched and, as a result, the Group has recognised an impairment charge of £291 million.

Due to further market deterioration in Peru, which negatively impacts future forecasted operating cash flows for the CGU, the Group has recognised an impairment charge of £24 million.

Value-in-use calculations for both the South African CGU and the Peruvian CGU have been based on Management's five-year cash flow forecast, after which a long-term growth rate of 0% has been assumed.

The table below shows the headroom and the impairment charge that would be recognised if the assumptions used in the value-in-use calculation were changed:

	Carrying amount of CGU £m	Increase in discount rate* £m	Decrease in cash flows* £m	Decrease in terminal value* £m
	Change in headroom/impairment charge			
Cash-generating unit				
South Africa	189	(28)	(38)	(19)
Peru	73	(11)	(11)	(8)

Note:

* Sensitivities applied to key assumptions are a 100bps increase in the pre-tax discount rate, a 10% decrease in forecast cash flows reflecting a loss in volumes arising from difficult trading conditions and a 100bps decrease in terminal value growth rate.

With the exception of South African and Peruvian cash-generating units, following the application of a reasonable range of sensitivities to all cash-generating units, there was no reasonably possible scenario identified that would lead to a potential impairment charge.

(c) Computer software and assets in the course of development

Included in computer software and assets in the course of development are internally developed assets with a carrying value of £450 million (2022: £423 million). The costs of internally developed assets include capitalised expenses of employees working full time on software development projects, third-party consultants and software licence fees from third-party suppliers.

The Group has £2 million of future contractual commitments (2022: £1 million) related to intangible assets.

13 Property, plant and equipment

(a) Overview of property, plant and equipment, including right-of-use assets

						2023
	Freehold property £m	Leasehold property £m	Plant, equipment and other owned £m	Plant, equipment and other leased £m	Assets in the course of construction £m	Total £m
1 January						
Cost	1,475	940	5,962	362	767	9,506
Accumulated depreciation and impairment	(473)	(474)	(3,507)	(185)		(4,639)
Net book value at 1 January	1,002	466	2,455	177	767	4,867
Differences on exchange	(41)	(25)	(135)	(8)	(43)	(252)
Additions						
– right-of-use assets	—	112	—	84	—	196
– separately acquired	—	—	20	—	460	480
Reallocations	69	24	431	—	(524)	—
Depreciation	(34)	(102)	(293)	(77)	—	(506)
Impairment	—	(5)	(131)	(9)	(6)	(151)
Right-of-use assets – reassessments, modifications and terminations	—	(15)	—	(13)	—	(28)
Disposals	(1)	(3)	(5)	—	—	(9)
Net reclassifications as held-for-sale	(14)	—	—	—	—	(14)
31 December						
Cost	1,418	895	5,702	375	654	9,044
Accumulated depreciation and impairment	(437)	(443)	(3,360)	(221)		(4,461)
Net book value at 31 December	981	452	2,342	154	654	4,583
2022						
	Freehold property £m	Leasehold property £m	Plant, equipment and other owned £m	Plant, equipment and other leased £m	Assets in the course of construction £m	Total £m
1 January						
Cost	1,421	847	5,750	247	706	8,971
Accumulated depreciation and impairment	(388)	(370)	(3,130)	(130)		(4,018)
Net book value at 1 January	1,033	477	2,620	117	706	4,953
Differences on exchange	68	30	164	9	48	319
Additions						
– right-of-use assets	—	117	—	117	—	234
– separately acquired	—	—	32	—	471	503
Reallocations	44	21	374	2	(441)	—
Depreciation	(36)	(112)	(323)	(68)	—	(539)
Impairment	(62)	(39)	(210)	(4)	(4)	(319)
Right-of-use assets – reassessments, modifications and terminations	—	(16)	—	4	—	(12)
Disposals	(4)	(2)	(15)	—	3	(18)
Net reclassifications as held-for-sale	(41)	(10)	(187)	—	(16)	(254)
31 December						
Cost	1,475	940	5,962	362	767	9,506
Accumulated depreciation and impairment	(473)	(474)	(3,507)	(185)		(4,639)
Net book value at 31 December	1,002	466	2,455	177	767	4,867

Refer to notes 4 and 7 for more information on property, plant and equipment impairments. In 2022, the £254 million of assets reclassified as held-for-sale primarily relates to the Group's businesses in Russia and Belarus.

As mentioned in note 5(b), the Group completed a sale and leaseback transaction in 2023. The cash flow effect of this transaction is £15 million.

Financial Statements

Notes on Accounts

Continued

ESG Investments: Included in additions in 2023 is an amount of £34 million (2022: £27.1 million) related to investments directed towards equipment to drive energy efficiency and renewable energy generation, water recycling and efficiency projects, waste reduction, and product innovation-led specification improvements to drive recyclability and reduce waste.

The Group has £60 million of future contractual commitments (2022: £80 million) related to property, plant and equipment.

(b) Right-of-use assets

In accordance with IFRS 16 *Leases*, the right-of-use assets related to leased properties have been included in the asset class 'Leasehold Property' (note 13(c)) and other right-of-use assets have been reported under 'Plant, equipment and other leased'.

The Group leases various offices, warehouses, retail spaces, equipment and vehicles through its subsidiaries across the globe. Arrangements are entered into in the course of ordinary business, and lease terms are negotiated on an individual basis and contain a wide range of different terms and conditions reflecting local commercial practice. The lease agreements do not impose any covenants other than the security interests in the leased assets that are held by the lessor. Leased assets may not be used as security for borrowing purposes.

Assets representing 'plant, equipment and other' relate to leases of various assets including tobacco vending machines, industrial equipment and distribution vehicles in Brazil, China, Japan, Mexico, Pakistan, Poland, Romania, the U.S. and other countries.

(c) Leasehold property

As of 31 December 2023, the Group holds £147 million (2022: £152 million) of leasehold properties acquired and another £305 million (2022: £314 million) of right-of-use leased properties.

Assets representing 'leasehold property' relate to leases in respect of offices, retail space, warehouses and manufacturing facilities occupied by Group subsidiaries and include property leases with lease terms of more than five years in Bangladesh, Brazil, China, Germany, Japan, Poland, Romania, the UK and the U.S., amongst other countries. In addition, capitalised expenditure representing leasehold improvements is included in this asset class.

	2023 £m	2022 £m
Leasehold land and property comprises		
- net book value of long leasehold	18	15
- net book value of short leasehold	434	451
	452	466

	2023				
Leasehold property net book value movements for the year ended 31 December 2023	Net book value at 1 January £m	Differences on exchange £m	Depreciation and impairment £m	Other net movements* £m	Net book value at 31 December £m
- Property acquired (IAS 16)	152	(10)	(12)	17	147
- Right-of-use properties (IFRS 16)	314	(15)	(95)	101	305
	466	(25)	(107)	118	452
	2022				
Leasehold property net book value movements for the year ended 31 December 2022	Net book value at 1 January £m	Differences on exchange £m	Depreciation and impairment £m	Other net movements* £m	Net book value at 31 December £m
- Property acquired (IAS 16)	165	11	(41)	17	152
- Right-of-use properties (IFRS 16)	312	19	(110)	93	314
	477	30	(151)	110	466

Note:

* Property acquired (IAS 16 *Property, plant and equipment*) other net movements for leasehold improvements represent additions (directly acquired and/or transferred from assets in the course of construction) net of disposals, whereas other net movements for right-of-use properties (IFRS 16) relate to new leases net of reassessments, modifications and terminations as reported in the Property, plant and equipment movement table in note 13(a).

(d) Freehold property

As of 31 December 2023, the Group owns freehold property amounting to £981 million (2022: £1,002 million), representing factories, warehouses and office buildings together with adjoining land, mainly in the U.S., the UK, Bangladesh, Indonesia and Mexico.

	2023 £m	2022 £m
Cost of freehold land within freehold property on which no depreciation is provided	238	246

14 Investments in associates and joint ventures

	2023 £m	2022 £m
1 January	2,020	1,948
Total comprehensive income (note 9)	473	467
Dividends	(559)	(438)
Additions (note 27(c))	13	39
Other equity movements	23	4
31 December	1,970	2,020
Non-current assets	1,331	1,400
Current assets	1,168	1,138
Non-current liabilities	(78)	(75)
Current liabilities	(451)	(443)
	1,970	2,020
ITC Ltd. (Group's share of the market value is £15,767 million (2022: £12,059 million))	1,851	1,865
Other listed associates (Group's share of the market value is £175 million (2022: £206 million))	64	106
Unlisted associates	55	49
	1,970	2,020

The principal associate undertaking of the Group is ITC Ltd. (ITC). Included within the dividends amount of £559 million (2022: £438 million) are £545 million (2022: £427 million) attributable to dividends declared by ITC.

ITC Ltd.

ITC is an Indian conglomerate based in Kolkata and maintains a presence in cigarettes, hotels, paper and packaging, agri-business and other fast-moving goods (e.g. confectionery, branded apparel, personal care, stationery and safety matches). BAT's interest in ITC is 29.02%.

ITC prepares accounts on a quarterly basis with a 31 March year-end. As permitted by IAS 28 *Investments in associates and joint ventures*, results up to 30 September 2023 have been used in applying the equity method. This is driven by the availability of information at the half-year, to be consistent with the treatment in the Group's interim accounts. Any further information available after the date used for reporting purposes is reviewed and any material items adjusted for in the final results. The latest published information available is at 31 December 2023.

	2023 £m	2022 £m
Non-current assets	4,261	4,402
Current assets	3,622	3,465
Non-current liabilities	(240)	(233)
Current liabilities	(1,267)	(1,244)
	6,376	6,390
Group's share of ITC Ltd. (2023: 29.02%; 2022: 29.19%)	1,851	1,865

On 24 July 2023, ITC announced a proposed demerger of its 'Hotels Business' under a scheme of arrangement by which 60% of the newly incorporated entity would be held directly by ITC's shareholders proportionate to their shareholding in ITC. On 14 August 2023, ITC's Board of Directors approved the scheme of arrangement subject to necessary regulatory approvals. The demerger is expected to complete by the end of 2024.

Organigram

On 11 March 2021, the Group announced a strategic collaboration agreement with Organigram Inc., a wholly owned subsidiary of publicly traded Organigram Holdings Inc. (collectively, Organigram). Under the terms of the transaction, a Group subsidiary acquired a 19.9% (2023: 18.79%; 2022: 19.4%) equity stake in Organigram Holdings Inc. (listed on both the Nasdaq and Toronto Stock Exchange under the symbol 'OGI') to become its largest shareholder.

The Group's share of the fair value of net assets acquired included £49 million of intangibles and £30 million of goodwill, representing a strategic premium to enter the legal cannabis market in North America.

During 2023 Management reassessed the carrying value of the Group's investment in Organigram Holdings Inc. due to a reduction in the entity's share price being identified as a trigger for a detailed impairment assessment to be undertaken. As part of this exercise, management took into consideration Organigram's share price, internal value-in-use calculations, external trading multiples and broker forecasts. As a result of this analysis, it was concluded that an impairment charge of £36 million (or £34 million net of tax) (2022: £65 million (or £59 million net of tax)), was required against the carrying value of the investment in associate, with the recoverable amount as at 31 December 2023 being £30 million (2022: £73 million). Management will continue to monitor the carrying value, in line with IAS 36, over the course of future periods.

In November 2023, the Group announced the signing of an agreement for a further investment in Organigram Holdings Inc. (Organigram). At 31 December 2023, the proposed investment of CAD\$125 million (approximately £74 million) was subject to customary conditions, including necessary approvals by the shareholders of Organigram, which was given on 18 January 2024. On 24 January 2024, BAT made the first tranche investment of CAD\$42 million (£24 million) acquiring a further 12,893,175 common shares of Organigram at a price of CAD\$3.22 per share. Subject to conditions, the remaining 25,786,350 shares subscribed for shall be issued at the same price in two further equal tranches by the end of August 2024 and February 2025, respectively. Based on Organigram's current outstanding share capital, this investment will increase the Group's equity position from c.19% to c.45% (restricted to 30% voting rights) once all three tranches have been completed.

Financial Statements

Notes on Accounts

Continued

Charlotte's Web Holdings Inc.

In November 2022, the Group announced a £48 million investment in Charlotte's Web Holdings, Inc. (Charlotte's Web). Based in Colorado, USA, and listed on the Toronto Stock Exchange, Charlotte's Web holds a prominent position in innovative hemp extract wellness products. The Group's investment has been made via a seven-year convertible debenture which is convertible at the Group's discretion into a non-controlling equity stake in Charlotte's Web of around 19.9%. As part of the investment agreement, the Group has the right to appoint directors to the Board of Charlotte's Web. However, given the investment does not give the Group any current right to a share of the earnings or net assets of the investee, the investment has been classified as an investment at fair value through profit and loss (see note 18). On conversion of the loan note, the Group would equity account for its investment.

15 Retirement benefit schemes

The Group operates various funded and unfunded defined benefit schemes, including pension and post-retirement healthcare schemes, and defined contribution pension schemes through its subsidiary undertakings in multiple jurisdictions, with its most significant arrangements being in the U.S., the UK, Canada, Germany, Switzerland and the Netherlands. Together, schemes in these territories account for over 90% of the total underlying obligations of the Group's defined benefit arrangements and over 70% of the current service cost.

Pension obligations consist mainly of final salary pension schemes which provide benefits to members in the form of a guaranteed level of pension payable for life. The level of benefits provided depends on members' length of service and their salary in the final years leading up to retirement. In addition, the Group operates several healthcare benefit schemes, of which the most significant are in the U.S. and Canada. The majority of defined benefit schemes allow for the future accrual of benefits. With the exception of arrangements required under local regulations, most of the Group's arrangements are closed to new entrants.

Benefits provided through defined contribution schemes are charged as an expense as payments fall due. The liabilities arising in respect of defined benefit schemes are determined in accordance with the advice of independent, professionally qualified actuaries, using the projected unit credit method. It is Group policy that all schemes are formally valued at least every three years.

Through its defined benefit pension schemes and healthcare benefit schemes, the Group is exposed to a number of risks, including:

- Asset volatility: The scheme liabilities are calculated using discount rates set by reference to bond yields. If scheme assets underperform this yield, e.g. due to stock market volatility, this may create a deficit. However, most funded schemes hold a proportion of assets which are expected to outperform bonds in the long-term, and the majority of schemes by value are subject to local regulation regarding funding deficits. In addition, schemes in the UK and Canada have purchased insurance contracts which exactly match valuation volatility of all or part of the scheme liabilities.
- Changes in bond yields: A decrease in corporate bond yields will increase scheme liabilities, although this will be partially offset by an increase in the value of the schemes' bond holdings, 'buy-in' insurance assets or other hedging instruments.
- Inflation risk: Some of the Group's pension obligations are linked to inflation, and higher inflation will lead to higher liabilities, although in most cases, caps on the level of inflationary increases are in place in the scheme rules, while some assets and derivatives provide specific inflation protection.
- Life expectancy: The majority of the schemes' obligations are to provide benefits for the life of the member, so increases in life expectancy will result in an increase in the plans' liabilities. Assumptions regarding mortality and mortality improvements are regularly reviewed in line with actuarial tables and scheme specific experience.

The Group has an internal body, the Pensions Executive Committee (PEC), that is chaired by the Group Finance Director. The PEC sets and oversees a set of philosophies, policies and practices in respect of post-employment benefits including, but not limited to, design, funding, investment strategy, risk management and governance. It also reviews significant changes to defined benefit schemes in the countries with the most significant liabilities, and defined contribution schemes in the countries with the most significant costs. Significant changes to defined benefit arrangements include scheme closures to future accrual and risk management exercises such as the 'buy-in' and 'buy-out' transactions referred to below.

A 'buy-out' transaction is where a pension scheme derecognises all (or part) of its liabilities, removing it from the balance sheet, by permanently transferring those obligations from the sponsoring employer to a third-party provider and eliminating all further legal or constructive obligation to the pension scheme or to the sponsoring employer. By contrast, with a 'buy-in' transaction the scheme liabilities remain on the balance sheet and the sponsoring employer remains responsible for the fulfilment of the pension obligations. However, these obligations are de-risked through the purchase of an insurance product designed to match the underlying cash flows of the pension liability reducing the risks associated with improved longevity and interest and discount rate movements. The Group consequently benefits from the 'buy-in' as it reduces the individual scheme's reliance on the Group for future cash funding requirements.

All of the Group's arrangements, including funded schemes where formal trusts or equivalents are required, have been developed and are operated in accordance with local practices and regulations where applicable in the countries concerned. Responsibility for the governance of these schemes, including specific investment decisions and funding contribution schedules, generally lies with the trustees, or equivalent bodies, of each arrangement. The trustees will usually consist of representatives appointed by both the sponsoring company and the beneficiaries.

The funded arrangements in the Group have policies on investment management, including strategies over a preferred long-term investment profile, and schemes in certain territories including Canada and the Netherlands manage their bond portfolios to match the weighted average duration of scheme liabilities. In addition, as noted below, certain arrangements in the UK and Canada have been de-risked through the purchase of insurance policies. The majority of funded schemes are subject to local regulations regarding funding requirements. Contributions to defined benefit schemes are determined after consultation with the respective trustees and actuaries of the individual externally funded schemes, and after taking into account regulatory requirements in each territory. The Group's contributions to funded defined benefit schemes in 2024 in total are expected to be £48 million compared to £64 million in 2023.

U.S.

In the U.S., the main funded pension plan is the Reynolds and Affiliates Pension Plan (RAPP) which was formed at the end of 2022 through a merger of the Reynolds American Retirement Plan (PEP) and the Retirement Income Plan for Certain RAI Affiliates (Affiliates). The only funded healthcare scheme is the Brown & Williamson Tobacco Corporation Welfare & Fringe Benefit Plan. Each of the above were established with corporate trustees that are required to run the plan in accordance with the plan's rules and to comply with all relevant legislation, including the Employee Retirement Income Security Act of 1974.

The corporate trustees act as custodians with a committee of local management acting in a fiduciary capacity with regard to investment decisions, risk mitigation and administration of the arrangements. Contributions to the various funded plans are agreed with the named fiduciary, scheme actuaries and the committee of local management after taking account of statutory requirements including the Pension Protection Act of 2006, as amended. Through its U.S. subsidiaries, the Group may make significant contributions, either as required by statutory requirements or at the discretion of the Group, with the aim of maintaining a funding status of at least 90% and remaining fully funded in the long-term. During 2023, the Group contributed £2 million to its funded pension and post-retirement plans in the U.S. but does not expect to do so in 2024.

For funded plans in the U.S., the trustees employ a risk mitigation strategy which seeks to balance pension plan returns with a reasonable level of funded status volatility. Based on this framework, the asset allocation has two primary components. The first component is the hedging portfolio, which primarily consists of extended duration fixed income holdings (typically U.S. Government and investment grade corporate bonds) and, to a lesser extent, derivatives used to match the majority of the interest rate risk associated with the benefit obligations, thereby reducing expected funded status volatility. The second component is the return-seeking portfolio, which is designed to enhance portfolio returns. The return-seeking portfolio is broadly diversified.

On 7 October 2021, the Group concluded a transaction affecting portions of the membership of the former PEP and former Affiliates plans referred to above, allowing the Group to fully settle portions of its liability by transferring the obligations to the Metropolitan Tower Life Insurance Company in a buy-out. Approximately US\$1.9 billion (£1.4 billion) of plan liabilities were removed from the balance sheet, resulting in a settlement gain of £35 million. A further partial buy-out affecting portions of the membership of the former PEP and former Affiliates plans was concluded on 7 June 2022, with approximately US\$1.6 billion (£1.3 billion) of plan liabilities removed from the balance sheet, resulting in a settlement gain of £16 million.

At 31 December 2023, the Reynolds and Affiliates Pension Plan was reporting a surplus under IAS 19 in total of £516 million (2022: £567 million). Under the rules of this plan, after assuming the gradual settlement of the plan liabilities over the lives of the arrangements, any surplus would be returnable to the Group in the event of a termination or could otherwise be repurposed for other existing or replacement benefit plans, and accordingly, no surplus restriction has been recognised.

United Kingdom

In the UK, the main pension arrangement is the British American Tobacco UK Pension Fund (UKPF), which is established under trust law and has a corporate trustee that is required to run the scheme in accordance with the UKPF's Trust Deed and Rules and to comply with the Pension Scheme Act 1993, Pensions Act 1995, Pensions Act 2004 and all other relevant legislation. With effect from 1 July 2020, UKPF was closed to further accrual of benefits with all active members becoming deferred members.

The formal triennial actuarial valuation of the UKPF was last carried out with an effective date of 31 March 2023. This showed that UKPF had a surplus of £111 million on a Technical Provisions basis, in accordance with the statutory funding objective. Under IAS 19, this was reported as a net retirement benefit asset of £184 million (2022: £143 million). Under the UKPF scheme rules, the Trustee does not have a unilateral power to commence a wind up of UKPF, and the Group has recognised a surplus as an unconditional right to a refund assuming the gradual settlement of the UKPF liabilities over the life of the scheme with any future surplus returnable to the Group at the end of the life of the scheme.

Under an amendment to the Schedule of Contributions dated 8 August 2022, the Trustee and the Group agreed that the Group would make no contributions in 2022 but would commit to pay £36 million in July 2023. However, the Trustee retained the right to require an interim payment of up to £18 million at any time before 19 August 2023 should it consider this, in all the circumstances, to be necessary and appropriate. On 16 March 2023, the Schedule of Contributions was further amended to remove any funding commitment for the foreseeable future, which was reconfirmed in the current Schedule of Contributions dated 17 December 2023. Consequently, no contributions were made to UKPF in 2023 or 2022 and no contributions are expected in 2024.

On 26 October 2022, the Group entered into an agreement with the Trustee to provide a temporary liquidity facility capped at £40 million for up to two years. The facility provides short-term liquidity for UKPF, should this be necessary, in meeting capital calls in respect of the certain residual investments held by UKPF. Once borrowed and repaid, amounts cannot be redrawn. Interest will accrue on the amounts borrowed under the facility at SONIA plus 2.25% p.a. A commitment charge of 0.56% will be paid by the Trustee. As at 31 December 2022 and 31 December 2023 this facility was undrawn.

As part of its risk management strategy, on 31 May 2019, the UK Trustee entered into a buy-in agreement with Pension Insurance Corporation plc (PIC) to acquire an insurance policy with the intent of matching a specific part of UKPF's future cash flows arising from the accrued pension liabilities of retired and deferred members and improving the security to the UKPF and its members. On 19 May 2021, the Trustee entered into an agreement with PIC to acquire a second buy-in policy which involved the transfer of £383 million of assets held by UKPF to PIC, and on 26 October 2022, a third and final buy-in policy was acquired with PIC. £198 million of assets were transferred immediately with £35 million of the premium deferred and subsequently settled in 2023.

As a result of these transactions, approximately 92% of the assets held by UKPF (2022: 94%) are represented by the buy-in contracts, covering 100% of UKPF's retirement liabilities (2022: 100%). On an IAS 19 basis, the subsequent fair value of the insurance policies matches the present value of the liabilities being insured.

For the residual assets held by UKPF, the current allocation is broadly split as 65% in return seeking assets and 35% in liquid assets. The return seeking portfolio is invested in illiquid assets which, in the normal course of events, will wind down naturally over time, with their value being realised as the investments mature. The Trustee reviewed the investment strategy following the completion of the third and final buy-in contract with PIC in October 2022. The residual liquid assets were transferred to a Liquidity Fund to support the ongoing and anticipated expenses of the UKPF. The strategy remains consistent with their ultimate target to further reduce UKPF's exposure to asset volatility.

Financial Statements

Notes on Accounts

Continued

Other territories

Payments made to pensioners by the operating companies in Germany, net of income on scheme assets, are deemed to be company contributions to the Contractual Trust Arrangements and are anticipated to be around £19 million in 2024 and £38 million per annum for the four years after that. Contributions to pension schemes in Canada, Netherlands and Switzerland in total are anticipated to be around £12 million in 2024 and then also around £7 million per annum for the four years after that.

For schemes in the Netherlands reporting surpluses of £44 million (2022: £46 million), these surpluses have been recognised as an unconditional right to a refund assuming the gradual settlement of the pension liabilities over the life of the scheme, with any future surplus returnable to the Group at the end of the life of the scheme, and similarly for the surplus relating to schemes in Germany of £122 million (2022: £150 million). For schemes in surplus in Canada of £33 million (2022: £35 million), the economic benefit has been calculated as a combination of the expected level of administration expenses which may be charged to the plan assets in accordance with the plan rules, which economically represents a potential surplus refund, and the value of the employer reserve account as defined in legislation, which represents a potential reduction in contributions on an ongoing basis or a surplus refund at the end of the life of the scheme.

On 14 November 2023, the Group through its Canadian subsidiaries entered into a buy-in agreement with two insurers to acquire insurance policies that operate as assets of its second largest Canadian scheme, the Imperial Tobacco Corporate Pension Plan (Corporate Plan), by transferring plan assets of CAD\$194 million (£114 million). The transaction was met entirely from the pension plan assets with no further funding required from the Group. The buy-in covered all the Corporate Plan's liabilities in relation to pensioners and deferred members as well as the pensions accrued up to 31 December 2022 for active members. The Group consequently benefits from the buy-in as it reduces the Corporate Plan's reliance on the Group for future cash funding requirements. Previously, on 2 September 2021, the Group entered into a buy-in agreement in respect of its largest Canadian scheme, the Imasco Pension Fund Society Plan (Society Plan), by transferring plan assets of CAD\$766 million (£451 million). The buy-in covered all the Society Plan's liabilities in relation to pensioners and deferred members as well as the pensions accrued up to 31 December 2020 for active members.

Unfunded arrangements

The majority of benefit payments are from trustee administered funds, however, there are also a number of unfunded schemes where the sponsoring company meets the benefit payment obligation as it falls due, including UK-based Defined Benefit and Defined Contribution Unapproved Unfunded Retirement Benefit Schemes (DB UURBS and DC UURBS respectively). The DC UURBS credits accrued in the year are increased in line with the Company's Weighted Average Cost of Debt and the scheme is therefore treated as a defined benefit scheme under IAS 19. For unfunded pension schemes in the U.S. and UK, 50% of the liabilities reported at year-end are expected to be settled by the Group within 10 years, 29% between 10 and 20 years, 14% between 20 and 30 years, and 7% thereafter. For unfunded healthcare schemes in the U.S. and Canada, 70% of the liabilities reported at year-end are expected to be settled by the Group within 10 years, 24% between 10 and 20 years, 5% between 20 and 30 years, and 1% thereafter.

The amounts recognised in the balance sheet are determined as follows:

	Pension schemes		Healthcare schemes		Total	
	2023 £m	2022 £m	2023 £m	2022 £m	2023 £m	2022 £m
Present value of funded scheme liabilities	(6,267)	(6,310)	(150)	(205)	(6,417)	(6,515)
Fair value of funded scheme assets	7,172	7,271	145	153	7,317	7,424
	905	961	(5)	(52)	900	909
Unrecognised funded scheme surpluses	(40)	(61)	—	—	(40)	(61)
	865	900	(5)	(52)	860	848
Present value of unfunded scheme liabilities	(380)	(387)	(405)	(410)	(785)	(797)
	485	513	(410)	(462)	75	51

The above net asset/(liability) is recognised in the balance sheet as follows:

– retirement benefit scheme liabilities	(467)	(483)	(414)	(466)	(881)	(949)
– retirement benefit scheme assets	952	996	4	4	956	1,000
	485	513	(410)	(462)	75	51

The net assets of funded pension schemes by territory are as follows:

	Liabilities		Assets		Total	
	2023 £m	2022 £m	2023 £m	2022 £m	2023 £m	2022 £m
– U.S.	(1,439)	(1,552)	1,890	2,046	451	494
– UK	(2,132)	(2,114)	2,315	2,256	183	142
– Germany	(741)	(711)	863	861	122	150
– Canada	(556)	(574)	594	613	38	39
– Netherlands	(736)	(693)	780	739	44	46
– Switzerland	(273)	(279)	295	308	22	29
– Rest of Group	(390)	(387)	435	448	45	61
Funded schemes	(6,267)	(6,310)	7,172	7,271	905	961

Of the Group's unfunded pension schemes, 48% (2022: 47%) relate to arrangements in the UK and 38% (2022: 39%) relate to arrangements in the U.S., while 86% (2022: 86%) of the Group's unfunded healthcare arrangements relate to arrangements in the U.S.

The amounts recognised in the income statement are as follows:

	Pension schemes		Healthcare schemes		Total	
	2023 £m	2022 £m	2023 £m	2022 £m	2023 £m	2022 £m
Defined benefit schemes						
Service cost						
– current service cost	36	50	1	1	37	51
– past service (credit)/cost, curtailments and settlements	(7)	(14)	1	1	(6)	(13)
Net interest on the net defined benefit liability						
– interest on scheme liabilities	315	224	32	23	347	247
– interest on scheme assets	(345)	(240)	(9)	(6)	(354)	(246)
– interest on unrecognised funded scheme surpluses	4	1	—	—	4	1
	3	21	25	19	28	40
Defined contribution schemes	80	93	—	—	80	93
Total amount recognised in the income statement (note 3)	83	114	25	19	108	133

The above charges are recognised within employee benefit costs in note 3 and include a credit of £9 million in 2022 in respect of settlements, past service costs and defined contribution costs reported as part of the restructuring costs and other adjusting items charged in arriving at profit from operations (note 7). Included in current service cost in 2023 is £10 million (2022: £13 million) of administration costs. Current service cost is stated after netting employee contributions, where applicable.

Financial Statements

Notes on Accounts

Continued

The movements in scheme liabilities are as follows:

	Pension schemes		Healthcare schemes		Total	
	2023 £m	2022 £m	2023 £m	2022 £m	2023 £m	2022 £m
Present value at 1 January	6,697	10,414	615	707	7,312	11,121
Differences on exchange	(153)	567	(34)	78	(187)	645
Current service cost	36	50	1	1	37	51
Past service (credit)/cost and settlements	(67)	(1,308)	1	1	(66)	(1,307)
Interest on scheme liabilities	315	224	32	23	347	247
Contributions by scheme members	2	3	—	—	2	3
Benefits paid	(484)	(586)	(52)	(59)	(536)	(645)
Actuarial (gains)/losses						
– arising from changes in demographic assumptions	(28)	(18)	—	—	(28)	(18)
– arising from changes in financial assumptions	268	(2,775)	9	(145)	277	(2,920)
Experience losses/(gains)	61	126	(17)	9	44	135
Present value at 31 December	6,647	6,697	555	615	7,202	7,312

Changes in financial assumptions principally relate to discount rate movements in both years, offset by changes in inflation. Experience losses/(gains) relates to variations from previous assumptions for inflationary increases for pensions-in-payment and deferred pensions as well as adjustments for membership data. Past service (credit)/cost and settlements in the table above includes amounts relating to the U.S. buy-out transaction in 2022.

Scheme liabilities by scheme membership:

	Pension schemes		Healthcare schemes		Total	
	2023 £m	2022 £m	2023 £m	2022 £m	2023 £m	2022 £m
Active members	656	756	23	31	679	787
Deferred members	1,025	1,055	1	1	1,026	1,056
Retired members	4,966	4,886	531	583	5,497	5,469
Present value at 31 December	6,647	6,697	555	615	7,202	7,312

Approximately 95% of scheme liabilities in both years relate to guaranteed benefits.

The movements in funded scheme assets are as follows:

	Pension schemes		Healthcare schemes		Total	
	2023 £m	2022 £m	2023 £m	2022 £m	2023 £m	2022 £m
Fair value of scheme assets at 1 January	7,271	10,644	153	172	7,424	10,816
Differences on exchange	(182)	606	(10)	21	(192)	627
Settlements	(60)	(1,294)	—	—	(60)	(1,294)
Interest on scheme assets	345	240	9	6	354	246
Company contributions	64	74	—	—	64	74
Contributions by scheme members	2	3	—	—	2	3
Benefits paid	(448)	(546)	(14)	(15)	(462)	(561)
Actuarial gains/(losses)	180	(2,456)	7	(31)	187	(2,487)
Fair value of scheme assets at 31 December	7,172	7,271	145	153	7,317	7,424

The actuarial losses and gains in both years principally relate to movements in the fair values of scheme assets including revaluations on initial recognition and subsequent remeasurement of insurance assets acquired in the buy-in transactions referred to above. Actual returns are stated net of applicable taxes and fund management fees. Past service and settlements in the table above includes amounts relating to the U.S. buy-out transactions in 2022.

Scheme assets have been diversified into equities, bonds and other assets and are typically invested via fund investment managers into both pooled and segregated mandates of listed and unlisted equities and bonds.

	Pension schemes		Healthcare schemes		Total	
	2023 £m	2022 £m	2023 £m	2022 £m	2023 £m	2022 £m
Equities – listed	629	623	5	5	634	628
Equities – unlisted	675	756	49	50	724	806
Bonds – listed	1,139	1,167	17	18	1,156	1,185
Bonds – unlisted	803	768	58	64	861	832
Buy-in insurance policies	2,585	2,453	—	—	2,585	2,453
Other assets – listed	556	473	8	7	564	480
Other assets – unlisted	785	1,031	8	9	793	1,040
Fair value of scheme assets at 31 December	7,172	7,271	145	153	7,317	7,424

In the above analysis, investments via equity-based investment funds are shown under listed equities, and investments via bond-based investment funds are shown under listed bonds. Other assets include insurance contracts, cash and other deposits, derivatives and other hedges, recoverable taxes, infrastructure investments and investment property. The fair values of listed scheme assets were derived from observable data including quoted market prices and other market data, including market values of individual segregated investments and of pooled investment funds where quoted.

The fair values of insurance policies related to buy-in transactions in the UK and Canada were estimated as the present value of the underlying obligations covered by the insurance policy and consequently the valuation of these assets at each balance sheet date is subject to the same measurement uncertainty as for the related scheme liabilities.

The fair values of other unlisted assets were determined using an income approach that utilised cash flow models utilising observable inputs and comparing these valuations to benchmark valuations of similar assets. In addition, the fair value of a proportion of the unlisted bonds is estimated by reference to daily broker auctions.

In the U.S, pension plan assets are invested using active investment strategies and multiple investment management firms. Managers within each asset class cover a range of investment styles and approaches. Allowable investment types include public equity, fixed income, real assets, private equity and hedge funds. The range of allowable investment types utilised for pension assets provides enhanced returns and more widely diversifies the plan.

As noted above, the UKPF Trustee has acquired insurance policies that operate as a UK Fund investment asset in a buy-in transaction. The residual assets of this fund of £184 million (2022: £143 million) now predominantly consist of cash and a proportion of illiquid investments, such as private equity and infrastructure investments, as well as certain liability-driven investments and absolute return funds.

Financial Statements

Notes on Accounts

Continued

The recognition of retirement benefit surpluses on the balance sheet is restricted where the economic benefit, in the form of a potential refund or reduction in future contributions, has a present value which is less than the net assets of the scheme. The movements in the unrecognised scheme surpluses, recognised in other comprehensive income, are as follows:

	Pension schemes			Healthcare schemes			Total		
	2023 £m	2022 £m	2021 £m	2023 £m	2022 £m	2021 £m	2023 £m	2022 £m	2021 £m
Unrecognised funded scheme surpluses at 1 January	(60)	(16)	(16)	—	—	—	(60)	(16)	(16)
Differences on exchange	—	(4)	2	—	—	—	—	(4)	2
Interest on unrecognised funded scheme surpluses	(4)	(1)	(1)	—	—	—	(4)	(1)	(1)
Movement in year (note 22)	24	(39)	(1)	—	—	—	24	(39)	(1)
Unrecognised funded scheme surpluses at 31 December	(40)	(60)	(16)	—	—	—	(40)	(60)	(16)

The principal actuarial assumptions (weighted to reflect individual scheme differences) used in the following territories are shown below. In both years, discount rates are determined by reference to normal yields on high quality corporate bonds at the balance sheet date.

	2023						2022					
	U.S.	UK	Germany	Canada	Netherlands	Switzerland	U.S.	UK	Germany	Canada	Netherlands	Switzerland
Rate of increase in salaries (%)	3.3	Nil	2.5	2.5	1.4	2.0	3.3	Nil	2.5	2.5	1.4	1.5
Rate of increase in pensions in payment (%)	2.4	3.1	2.3	Nil	2.5	Nil	2.4	3.2	2.3	Nil	2.2	Nil
Rate of increase in deferred pensions (%)	0.1	2.5	2.3	Nil	2.5	—	0.1	2.8	2.3	Nil	2.2	—
Discount rate (%)	5.2	4.8	3.5	4.6	3.3	1.4	5.5	5.0	4.2	5.0	3.7	2.1
General inflation (%)	2.5	3.1	2.5	2.0	2.0	1.4	2.5	3.2	2.3	2.0	2.0	1.2

	2023						2022					
	U.S.	UK	Germany	Canada	Netherlands	Switzerland	U.S.	UK	Germany	Canada	Netherlands	Switzerland
Weighted average duration of liabilities (years)	10.2	12.2	10.6	9.0	15.0	10.8	10.7	12.4	10.9	9.0	14.4	10.2

For healthcare inflation in the U.S., the assumption is 7.5% for 2023 (2022: 7.5%) and in Canada, the assumption is 5.0% for both years.

Mortality assumptions are subject to regular review. The principal schemes used the following tables:

U.S.	Pri-2012 mortality tables without collar or amount adjustments projected with MP-2021 generational projection except for a specific group of retired members for which the mortality assumption is 99.5% of the RP-2006 table with white collar adjustment, projected with MP-2021 generational projection (both years)
UK	S3NA (YOB) with the CMI (2022) improvement model (smoothing parameter of 7) and 25% weighting to the 2022 data with a 1.25% long-term improvement rate applied from 2020 onwards (2022: S3PA (YOB) with the CMI (2021) improvement model with a 1.25% long-term improvement rate)
Germany	RT Heubeck 2018 G (both years)
Canada	CPM-2014 Private Table (both years)
Netherlands	AG Prognosetafel 2022 (both years)
Switzerland	LPP/BVG 2020 base table with CMI projection factors for mortality improvements with a 1.5% long-term improvement rate (both years)

Based on the above, the weighted average life expectancy, in years, for mortality tables used to determine benefit obligations is as follows:

	U.S.		UK		Germany		Canada		Netherlands		Switzerland	
	Male	Female	Male	Female	Male	Female	Male	Female	Male	Female	Male	Female
31 December 2023												
Member age 65 (current life expectancy)	22.1	23.6	22.6	24.1	20.6	24.0	22.1	24.4	21.0	24.4	22.0	23.8
Member age 45 (life expectancy at age 65)	22.2	24.1	24.1	26.1	23.0	26.8	23.1	25.4	23.2	26.3	24.0	25.7
31 December 2022												
Member age 65 (current life expectancy)	22.1	23.6	22.9	24.2	20.6	24.0	22.0	24.4	21.0	24.4	22.0	23.7
Member age 45 (life expectancy at age 65)	22.2	24.1	24.5	26.0	23.4	26.3	23.0	25.3	23.2	26.3	23.9	25.6

For the remaining territories, typical assumptions are that real salary increases will be from 0% to 11.7% (2022: 0% to 8.0%) per annum and discount rates will be from 0% to 7.0% (2022: 0% to 7.5%) above inflation. Pension increases, where allowed for, are generally assumed to be in line with inflation. Assumptions of life expectancy are in line with best practice in each territory. For countries where there is not a deep market in such corporate bonds, the yield on government bonds is used.

The valuation of retirement benefit schemes involves judgements about uncertain future events. Sensitivities in respect of the key assumptions used to measure the principal pension schemes as at 31 December 2023 are set out below. These sensitivities show the hypothetical impact of a change in each of the listed assumptions in isolation, with the exception of the sensitivity to inflation which incorporates the impact of certain correlating assumptions such as salary increases and pension increases. While each of these sensitivities holds all other assumptions constant, in practice such assumptions rarely change in isolation, while asset values also change, and the impacts may offset to some extent.

	1 year increase £m	1 year decrease £m	percentage increase £m	percentage decrease £m
Average life expectancy – increase/(decrease) of scheme liabilities	184	(185)		
Rate of inflation (+/- 25bps) – increase/(decrease) of scheme liabilities			95	(96)
Discount rate (+/- 50bps) – (decrease)/increase of scheme liabilities			(308)	336

A one percent increase in healthcare inflation would increase healthcare scheme liabilities by £20 million, and a one percent decrease would decrease liabilities by £18 million. The income statement effect of this change in assumption is not material.

Financial Statements

Notes on Accounts

Continued

16 Deferred tax

Net deferred tax (liabilities)/assets comprise:

	Stock relief £m	Excess of capital allowances over depreciation £m	Tax losses £m	Undistributed earnings of associates and subsidiaries £m	Retirement benefits £m	Trademarks £m	Other temporary differences £m	Total £m
1 January 2023	30	(115)	210	(229)	38	(18,773)	1,093	(17,746)
Differences on exchange	2	26	1	12	1	798	(78)	762
(Charged)/credited to the income statement	(1)	72	153	(4)	(35)	5,384	8	5,577
Credited/(charged) relating to changes in tax rates	—	—	9	—	—	105	(8)	106
Credited/(charged) to other comprehensive income	—	—	—	—	35	—	(23)	12
Net reclassifications as held-for-sale	1	(4)	—	—	—	—	11	8
31 December 2023	32	(21)	373	(221)	39	(12,486)	1,003	(11,281)
1 January 2022	(4)	(151)	94	(221)	139	(16,779)	1,071	(15,851)
Differences on exchange	(8)	(20)	5	(8)	7	(2,109)	126	(2,007)
Credited/(charged) to the income statement	46	50	77	—	(18)	70	(51)	174
(Charged)/credited relating to changes in tax rates	—	(3)	34	—	(1)	45	(9)	66
Charged to other comprehensive income	—	—	—	—	(89)	—	(17)	(106)
Net reclassifications as held-for-sale	(4)	9	—	—	—	—	(27)	(22)
31 December 2022	30	(115)	210	(229)	38	(18,773)	1,093	(17,746)

The net deferred tax liabilities are reflected in the Group balance sheet as follows: deferred tax asset of £911 million and deferred tax liability of £12,192 million (2022: deferred tax asset of £682 million and deferred tax liability of £18,428 million), after offsetting assets and liabilities where there is a legally enforceable right to offset current tax assets and liabilities and where the deferred income taxes relate to the same fiscal authority.

The Group net deferred tax liability of £11,281 million includes a net deferred tax asset of £493 million in relation to UK Group companies, which relates mainly to tax losses (£363 million) and the excess of capital allowances over depreciation (£196 million). The tax losses are expected to be utilised in future periods as a result of increased profitability in UK Group companies which is expected follow from improved efficiency in the delivery of business activities. Based on current forecasts UK group companies are expected to generate taxable profits from 2026, from which time it is expected that the tax losses will start to reduce. The losses are forecast to be fully utilised within 6 years thereafter, accounting for a 10% increase or decrease in the total profits of UK group companies.

As disclosed in Note 1 *Accounting Policies*, the Group has applied the mandatory exception to recognising and disclosing information about deferred tax assets and liabilities related to Pillar Two income taxes in accordance with IAS12 *Income Taxes*.

At the balance sheet date, the Group has not recognised a deferred tax asset in respect of unused tax losses of £360 million (2022: £364 million) which have no expiry date and unused tax losses of £285 million (2022: £429 million) which will expire within the next 20 years.

In 2023 and 2022 the Group has not recognised any deferred tax asset in respect of deductible temporary differences which have no expiry date and has not recognised £25 million (2022: £41 million) in respect of deductible temporary differences which will expire within the next 10 years.

At the balance sheet date, the Group has unused tax credits of £80 million (2022: £80 million) which have no expiry date. No amount of deferred tax has been recognised in respect of these unused tax credits.

At the balance sheet date, the aggregate amount of undistributed earnings of subsidiaries which would be subject to dividend withholding tax and for which no withholding tax liability has been recognised was £1.1 billion (2022: £1.6 billion).

17 Trade and other receivables

	2023 £m	2022 £m
Trade receivables	2,887	2,609
Loans and other receivables	663	1,568
Prepayments and accrued income	392	431
	3,942	4,608
Current	3,621	4,367
Non-current	321	241
	3,942	4,608

The majority of receivables are held in order to collect contractual cash flows, in accordance with the Group's business model for managing financial assets, and hence are measured at amortised cost. In certain countries, however, the Group has entered into factoring arrangements and periodically sells certain trade receivables to banks and other financial institutions, without recourse, for cash. These trade receivables have been derecognised from the statement of financial position to reflect the transfer by the Group of substantially all of the risks and rewards of the receivables, including credit risk. Consequently, the cash inflows have been recognised within operating cash flows. Typically in these arrangements, the Group also acts as a collection agent for the bank. At 31 December 2023, the value of trade receivables derecognised through the factoring arrangements where the Group acts as a collection agent was £545 million (2022: £533 million) and where the Group does not act as a collection agent was £16 million (2022: £22 million). Included in trade receivables above is £189 million (2022: £164 million) of trade debtor balances which were available for factoring under these arrangements. In addition, the Group participates in certain supply chain finance programmes utilised by our customers allowing us to receive payment for invoices earlier than the agreed due date at a discounted value. At 31 December 2023, the value of trade receivables derecognised through these arrangements was £141 million (2022: £81 million).

Included in loans and other receivables are £131 million of litigation related deposits (2022: £114 million). Management has determined that these payments represent a resource controlled by the entity, as a result of past events and from which future economic benefits are expected to flow to the entity either by being recoverable on conclusion of ongoing appeal processes or by reducing amounts potentially payable should the appeal process fail. These deposits are held at the fair value of consideration transferred and are offset against provisions, if applicable, only once funds have transferred out from the deposit account. The effect of discounting would be immaterial.

In March 2017, the Brazilian Supreme Court ruled that for all taxpayers VAT should not be included in the calculation of social contribution taxes (PIS/Cofins) which are levied based on revenue. In August 2022, Souza Cruz achieved the favourable final and unappealable decision in its individual lawsuit in respect of overpaid taxes to the government. Accordingly, an asset was recognised in the amount of £624 million (principal amount plus interest). Furthermore, the Group had a right related to an earn-out linked to the timing of the credit compensation of £97 million. In 2023, Souza Cruz fully offset the tax credit receivable with ordinary federal taxes payable, as allowed by local legislation.

As explained in note 27(d)(ii), loans and other receivables include £56 million (2022: £56 million) in relation to outstanding proceeds from the sale of the Group's Iranian subsidiary in 2021 as a current receivable. Given the ongoing political situation, heightened sanctions and other uncertainties coupled with the passage of time the receivable has been outstanding, the Group has recognised an expected credit loss of £28 million at 31 December 2023.

Also included in loans and other receivables are deposits that do not meet the definition of cash and cash equivalents as well as loans provided to farmers. The cash flows arising from these transactions are included in investing activities and have been reconciled, in note 18, to the cash flow statement.

Prepayments and accrued income include £17 million (2022: £21 million) of accrued income primarily in relation to rebates.

Amounts receivable from related parties including associated undertakings are shown in note 30.

Trade and other receivables have been reported in the balance sheet net of allowances as follows:

	2023 £m	2022 £m
Trade receivables – gross	2,957	2,660
Trade receivables – allowance	(70)	(51)
Loans and other receivables – gross	691	1,568
Loans and other receivables – allowance	(28)	—
Prepayments and accrued income	392	431
Net trade and other receivables per balance sheet	3,942	4,608

Financial Statements

Notes on Accounts
Continued

The movements in the allowance account are as follows:

	2023			2022		
	Trade receivables £m	Loans and other receivables £m	Total £m	Trade receivables £m	Loans and other receivables £m	Total £m
1 January	51	—	51	37	—	37
Differences on exchange	2	—	2	2	—	2
Provided in the year	33	28	61	28	—	28
Released	(16)	—	(16)	(16)	—	(16)
31 December	70	28	98	51	—	51

As permitted by IFRS 9, the loss allowance on trade receivables arising from the recognition of revenue under IFRS 15 is initially measured at an amount equal to lifetime expected losses. Allowances in respect of loans and other receivables are initially recognised at an amount equal to 12-month expected credit losses. Allowances are measured at an amount equal to the lifetime expected credit losses where the credit risk on the receivables increases significantly after initial recognition.

The Group holds bank guarantees, other guarantees and credit insurance in respect of some of the past due debtor balances.

Trade and other receivables are predominantly denominated in the functional currencies of subsidiary undertakings apart from the following: US dollar: 3.3% (2022: 1.9%), Euro: 6.6% (2022: 5.7%) and other currencies: 1.4% (2022: 2.4%).

There is no material difference between the above amounts for trade and other receivables and their fair value due to the short-term duration of the majority of trade and other receivables as determined using discounted cash flow analysis. There is no concentration of credit risk with respect to trade receivables as the Group has a large number of internationally dispersed customers.

18 Investments held at fair value

	2023			2022		
	Fair value through P&L £m	Fair value through OCI £m	Total £m	Fair value through P&L £m	Fair value through OCI £m	Total £m
1 January	640	60	700	469	37	506
Difference on exchange	(52)	(1)	(53)	18	1	19
Additions	405	11	416	209	19	228
Disposals	(372)	—	(372)	(93)	(3)	(96)
Provisions	4	—	4	17	—	17
Reclassifications	(3)	3	—	—	—	—
Other fair value movements	30	(6)	24	20	6	26
31 December	652	67	719	640	60	700
Current	601	—	601	579	—	579
Non-current	51	67	118	61	60	121
	652	67	719	640	60	700

The Group's investments principally consist of non-derivative financial assets that cannot be classified as loans and other receivables or cash and cash equivalents, as well as investments made by the Group's corporate venture capital unit, Btomorrow Ventures, and other Group companies.

Investments held at fair value through profit and loss principally consist of government securities, indexed deposits, treasury bills or other treasury products with maturities of more than three months which, if held for less than 12 months, form part of the Group's definition of net debt. Investments held at fair value through profit and loss also includes the Group's investment in Charlotte's Web (see note 14). Investments held at fair value through other comprehensive income (OCI) include equity investments in various start-up businesses which are held for their strategic value.

Investments held at fair value through profit and loss above include restricted amounts of £446 million (2022: £396 million) due to investments held by subsidiaries in CCAA protection (note 32), as well as £89 million (2022: £78 million) subject to potential exchange control restrictions.

In 2021, as part of the disposal of the Group's operations in Iran (note 27(d)), a provision of £24 million against non-current investments held at fair value was charged to net finance costs as recoverability of these funds was not certain. During 2022, £17 million was recovered with some progress on resolving issues over the release of the remaining funds. During 2023, an additional £4 million was recovered.

Investments held at fair value are predominantly denominated in the functional currencies of subsidiary undertakings with less than 6% in other currencies (2022: less than 5% in other currencies). There is no material difference between the investments held at fair value and their gross contractual values.

The classification of these investments under the IFRS 13 *Fair Value Measurement* fair value hierarchy is given in note 26. Fair values for quoted investments are based on observable market prices. If there is no active market for a financial asset, the fair value is established by using valuation techniques, including discounted cash flow analyses and share of net assets. The fair value of the seven-year convertible debenture in Charlotte's Web has been determined using a binomial option pricing model.

Included in the values in the table above are £192 million (2022: £186 million) of level 3 assets. Movements in these assets in 2023 included £123 million (2022: £133 million) of additions, £90 million (2022: £82 million) of disposals and £27 million of net fair value loss (2022: £26 million net fair value gain).

Below is a reconciliation of the fair value investments cash flows to the cash flow statement – investing activities:

	2023 £m	2022 £m
Cash outflow from investments held at fair value	416	228
Cash outflow from loans and other receivables	32	29
Cash outflows from investments per cash flow statement	448	257
Cash inflow from investments held at fair value	(372)	(96)
Cash inflow from loans and other receivables	(33)	(32)
Cash inflows from investments per cash flow statement	(405)	(128)

19 Derivative financial instruments

The fair values of derivatives are determined based on market data (primarily yield curves, implied volatilities and exchange rates) to calculate the present value of all estimated flows associated with each derivative at the balance sheet date. In the absence of sufficient market data, fair values would be based on the quoted market price of similar derivatives. The classification of these derivative assets and liabilities under the IFRS 13 fair value hierarchy is given in note 26.

	2023		2022	
	Assets £m	Liabilities £m	Assets £m	Liabilities £m
Fair value hedges				
– interest rate swaps	10	187	27	435
– cross-currency swaps	18	—	126	—
Cash flow hedges				
– interest rate swaps	—	—	5	—
– cross-currency swaps	97	13	127	121
– forward foreign currency contracts	48	55	70	71
Net investment hedges				
– forward foreign currency contracts	81	9	45	247
Held-for-trading*				
– interest rate swaps	—	—	12	14
– forward foreign currency contracts	36	131	149	41
Total	290	395	561	929
Current	181	189	430	427
Non-current	109	206	131	502
	290	395	561	929
Derivatives				
– in respect of net debt**	147	317	438	605
– other	143	78	123	324
	290	395	561	929

Notes:

* Derivatives which do not meet the tests for hedge accounting under IFRS 9 or which are not designated as hedging instruments are referred to as 'held-for-trading'. These derivatives principally consist of interest rate swaps and forward foreign currency contracts which have not been designated as hedges due to their value changes offsetting with other components of net finance costs relating to financial assets and financial liabilities. The Group does not use derivatives for speculative purposes. All derivatives are undertaken for risk management purposes.

** Derivatives in respect of net debt are in a net liability position of £170 million as at 31 December 2023 (2022: net asset position of £167 million). The Group's net debt is presented in note 23.

For cash flow hedges, the timing of expected cash flows is as follows: assets of £144 million (2022: £202 million) of which £46 million (2022: £72 million) is expected within one year and £nil million (2022: £ nil million) beyond five years and liabilities of £68 million (2022: £192 million) of which £52 million (2022: £134 million) is expected within one year and £nil million (2022: £nil million) beyond five years.

The Group's cash flow hedges are principally in respect of sales or purchases of inventory and certain debt instruments. A certain number of forward foreign currency contracts were used to manage the currency profile of external borrowings and are reflected in the currency table in note 23. Interest rate swaps have been used to manage the interest rate profile of external borrowings and are reflected in the re-pricing table in note 23.

Financial Statements

Notes on Accounts

Continued

The table below sets out the maturities of the Group's derivative financial instruments on an undiscounted contractual basis, based on spot rates. The table has been re-presented for the comparative period to include interest rates swaps, based on the nature of the actual settlement. These cash flows are stated net in the cash flow statement.

The maturity dates of all gross-settled derivative financial instruments are as follows:

	2023				2022			
	Assets		Liabilities		Assets		Liabilities	
	Inflow £m	Outflow £m	Inflow £m	Outflow £m	Inflow £m	Outflow £m	Inflow £m	Outflow £m
Within one year								
– forward foreign currency contracts	8,163	(8,006)	10,354	(10,549)	12,506	(12,249)	8,691	(9,049)
– interest rate swaps	—	—	124	(256)	132	(144)	152	(310)
– cross-currency swaps	34	(42)	6	(10)	731	(608)	689	(767)
Between one and two years								
– forward foreign currency contracts	171	(168)	182	(186)	199	(193)	243	(247)
– interest rate swaps	—	—	77	(151)	—	—	152	(283)
– cross-currency swaps	34	(35)	306	(316)	9	(15)	10	(17)
Between two and three years								
– interest rate swaps	—	—	77	(124)	—	—	103	(192)
– cross-currency swaps	34	(33)	—	—	9	(15)	460	(502)
Between three and four years								
– interest rate swaps	—	—	39	(31)	—	—	104	(169)
– cross-currency swaps	618	(488)	—	—	9	(15)	—	—
Between four and five years								
– interest rate swaps	—	—	—	—	—	—	52	(43)
– cross-currency swaps	26	(21)	—	—	756	(579)	—	—
Beyond five years								
– cross-currency swaps	458	(453)	—	—	—	—	—	—
	9,538	(9,246)	11,165	(11,623)	14,351	(13,818)	10,656	(11,579)

Group's net-settled derivative financial instruments are all due within one year with assets inflow of £10 million (2022: £7 million inflow) and liabilities outflow of £5 million (2022: £5 million outflow).

The items designated as hedging instruments are as follows:

	2023		2022	
	Nominal amount of hedging instrument £m	Changes in fair value used for calculating hedge ineffectiveness £m	Nominal amount of hedging instrument £m	Changes in fair value used for calculating hedge ineffectiveness £m
Interest rate risk exposure:				
Fair value hedges				
– interest rate swaps	2,798	79	4,657	(417)
– cross-currency swaps	451	13	710	11
Cash flow hedges				
– interest rate swaps	—	—	1,247	(5)
– cross-currency swaps	859	(26)	1,825	60
Foreign currency risk exposure:				
Cash flow hedges				
– forward foreign currency contracts	2,807	(6)	3,695	(2)
Net investment hedges (derivative related)				
– forward foreign currency contracts	4,329	69	6,407	(208)
Net investment hedges (non-derivative related)				
– debt (carrying value) in borrowings designated as net investment hedges of net assets	380	9	389	21

20 Inventories

	2023 £m	2022 £m
Raw materials and consumables	2,198	2,370
Finished goods and work in progress	2,584	3,159
Goods purchased for resale	156	142
	4,938	5,671

Write-offs taken to other operating expenses in the Group income statement were £250 million (2022: £250 million; 2021: £215 million). As mentioned in note 6(l), this includes a write-off of stock of leaf following an extreme weather event. Goods purchased for resale include Group brands produced under third-party contract manufacturing arrangements.

Financial Statements

Notes on Accounts

Continued

21 Cash and cash equivalents

	2023 £m	2022 £m
Cash and bank balances	3,247	3,116
Cash equivalents	1,412	330
	4,659	3,446

The carrying value of cash and cash equivalents approximates their fair value.

Cash and cash equivalents are denominated in the functional currency of the subsidiary undertaking or other currencies as shown below:

	2023 £m	2022 £m
Functional currency	4,147	2,979
US dollar	373	207
Euro	81	129
Other currencies	58	131
	4,659	3,446

In the Group cash flow statement, net cash and cash equivalents are shown after deducting bank overdrafts and accrued interest where applicable, as follows:

	2023 £m	2022 £m
Cash and cash equivalents as above	4,659	3,446
Less overdrafts and accrued interest	(142)	(109)
Net cash and cash equivalents	4,517	3,337

Cash and cash equivalents also include £38 million (2022: £34 million) of cash that is held as a hedging instrument.

Accrued interest of £39 million (2022: £3 million) is primarily due to high cash and cash equivalent balances in certain markets, including Brazil, where accumulated cash is temporarily higher than normal due to the recognition of tax credits, as explained in note 17, being offset against tax liabilities payable.

Restricted cash

Cash and cash equivalents include restricted amounts of £1,904 million (2022: £1,411 million) due to subsidiaries in CCAA protection (note 32), as well as £392 million (2022: £324 million) principally due to exchange control restrictions.

22 Capital and reserves

(a) Share capital

	Ordinary shares of 25p each Number of shares	£m
Allotted and fully paid		
1 January 2023	2,456,867,420	614.21
Changes during the year		
– share option schemes	74,489	0.02
31 December 2023	2,456,941,909	614.23
Allotted and fully paid		
1 January 2022	2,456,617,788	614.15
Changes during the year		
– share option schemes	249,632	0.06
31 December 2022	2,456,867,420	614.21
Allotted and fully paid		
1 January 2021	2,456,591,597	614.14
Changes during the year		
– share option schemes	26,191	0.01
31 December 2021	2,456,617,788	614.15

Share capital

The Company's ordinary shares are fully paid and no further contribution of capital may be required by the Company from the shareholders. All ordinary shares rank equally with regard to participation in dividends and to share in the proceeds of the Company's residual assets upon a winding up of the Company. Shareholders may, by ordinary resolution, declare final dividends, but not in excess of the amount recommended by the Directors. Holders of ordinary shares have no pre-emptive rights.

On a show of hands every shareholder who is present in person at a general meeting is entitled to one vote regardless of the number of shares held by the shareholder, unless a poll is demanded. On a poll, every shareholder who is present in person or by proxy has one vote for every share held by the shareholder. The Company's Annual General Meeting voting is undertaken by way of a poll.

All rights attached to the Company's shares held by the Group as treasury shares are suspended until those shares are reissued.

(b) Share premium account, capital redemption reserves and merger reserves comprise:

	Share premium account £m	Capital redemption reserves £m	Merger reserves £m	Total £m
31 December 2023	115	101	26,414	26,630
31 December 2022	113	101	26,414	26,628
31 December 2021	107	101	26,414	26,622

Share premium account

The share premium account includes the difference between the value of shares issued and their nominal value. The share premium increase includes £2 million (2022: £5 million; 2021: £nil million) in respect of ordinary shares issued under the Company's share option schemes. A further £nil million (2022: £1 million; 2021: £4 million) increase in share premium is related to shares repurchased and not cancelled that have been transferred from the Company to other Group undertakings, to be granted to certain employees on vesting of awards, and represents the excess of transfer price of the share over the original weighted average cost of shares.

Capital redemption account

On the purchase of own shares as part of the share buy-back programme for shares which are cancelled, a transfer is made from retained earnings to the capital redemption reserve equivalent to the nominal value of shares purchased. Purchased shares which are not cancelled are classified as treasury shares and presented as a deduction from total equity.

Merger reserve account

The merger reserve comprises:

- a. In 1999, shares were issued for the acquisition of the Rothmans International B.V. Group and the difference between the fair value of shares issued and their nominal value of £3,748 million was credited to merger reserves; and
- b. On 25 July 2017, the Group announced the completion of the acquisition of the remaining 57.8% of RAI not already owned by the Group. Shares were issued for the acquisition and the difference between the fair value of shares issued and their nominal value of £22,666 million was credited to merger reserves.

Financial Statements

Notes on Accounts

Continued

(c) Equity attributed to owners of the parent – movements in other reserves and retained earnings (which are after deducting treasury shares) comprise:

	Translation reserve (i) £m	Hedging reserve (ii) £m	Fair value reserve (iii) £m	Revaluation reserve (iv) £m	Other (v) £m	Retained earnings		
						Total other reserves £m	Treasury shares (vi) £m	Other £m
1 January 2023	2,200	(327)	30	179	573	2,655	(7,116)	51,197
Comprehensive income and expense								
Loss for the year	—	—	—	—	—	—	—	(14,367)
Foreign currency translation and hedges of net investments in foreign operations								
– differences on exchange from translation of foreign operations	(4,007)	—	—	—	—	(4,007)	—	—
– reclassified and reported in profit for the year	552	—	—	—	—	552	—	—
– net investment hedges – net fair value gains on derivatives	236	—	—	—	—	236	—	—
– net investment hedges – differences on exchange on borrowings	9	—	—	—	—	9	—	—
Cash flow hedges								
– net fair value gains	—	59	—	—	—	59	—	—
– reclassified and reported in profit for the year	—	12	—	—	—	12	—	—
– tax on net fair value gains in respect of cash flow hedges (note 10(f))	—	(23)	—	—	—	(23)	—	—
Investments held at fair value								
– net fair value losses	—	—	(6)	—	—	(6)	—	—
Associates – share of OCI, net of tax (note 9)	(165)	58	—	—	—	(107)	—	—
Retirement benefit schemes								
– net actuarial losses (note 15)	—	—	—	—	—	—	—	(106)
– surplus recognition (note 15)	—	—	—	—	—	—	—	24
– tax on actuarial losses in respect of subsidiaries (note 10(f))	—	—	—	—	—	—	—	30
Associates – share of OCI, net of tax (note 9)	—	—	(6)	—	—	(6)	—	1
Other changes in equity								
Cash flow hedges reclassified and reported in total assets	—	27	—	—	—	27	—	—
Employee share options								
– value of employee services	—	—	—	—	—	—	—	71
– treasury shares used for share option schemes	—	—	—	—	—	—	14	(14)
Dividends and other appropriations								
– ordinary shares	—	—	—	—	—	—	—	(5,071)
Purchase of own shares								
– held in employee share ownership trusts	—	—	—	—	—	—	(110)	—
Perpetual hybrid bonds								
– coupons paid	—	—	—	—	—	—	—	(58)
– tax on coupons paid	—	—	—	—	—	—	—	14
Reclassification of equity related to assets held-for-sale	(295)	—	—	—	—	(295)	—	—
Other movements	—	—	—	—	—	—	116	(94)
31 December 2023	(1,470)	(194)	18	179	573	(894)	(7,096)	31,627

	Translation reserve (i) £m	Hedging reserve (ii) £m	Fair value reserve (iii) £m	Revaluation reserve (iv) £m	Other (v) £m	Retained earnings		
						Total other reserves £m	Treasury shares (vi) £m	Other £m
1 January 2022	(6,427)	(363)	6	179	573	(6,032)	(5,122)	49,334
Comprehensive income and expense								
Profit for the year	—	—	—	—	—	—	—	6,666
Foreign currency translation and hedges of net investments in foreign operations								
– differences on exchange from translation of foreign operations	8,920	—	—	—	—	8,920	—	—
– reclassified and reported in profit for the year	5	—	—	—	—	5	—	—
– net investment hedges – net fair value gains on derivatives	(578)	—	—	—	—	(578)	—	—
– net investment hedges – differences on exchange on borrowings	(21)	—	—	—	—	(21)	—	—
Cash flow hedges								
– net fair value gains	—	81	—	—	—	81	—	—
– reclassified and reported in profit for the year	—	101	—	—	—	101	—	—
– tax on net fair value gains in respect of cash flow hedges (note 10(f))	—	(17)	—	—	—	(17)	—	—
Investments held at fair value								
– net fair value gains	—	—	6	—	—	6	—	—
Associates – share of OCI, net of tax (note 9)	6	—	—	—	—	6	—	—
Retirement benefit schemes								
– net actuarial gains (note 15)	—	—	—	—	—	—	—	316
– surplus recognition (note 15)	—	—	—	—	—	—	—	(39)
– tax on actuarial gains in respect of subsidiaries (note 10(f))	—	—	—	—	—	—	—	(95)
Associates – share of OCI, net of tax (note 9)	—	—	18	—	—	18	—	1
Other changes in equity								
Cash flow hedges reclassified and reported in total assets	—	(129)	—	—	—	(129)	—	—
Employee share options								
– value of employee services	—	—	—	—	—	—	—	81
– treasury shares used for share option schemes	—	—	—	—	—	—	14	(15)
Dividends and other appropriations								
– ordinary shares	—	—	—	—	—	—	—	(4,915)
Purchase of own shares								
– held in employee share ownership trusts	—	—	—	—	—	—	(80)	—
– share buy-back programme	—	—	—	—	—	—	(2,012)	—
Perpetual hybrid bonds								
– coupons paid	—	—	—	—	—	—	—	(59)
– tax on coupons paid	—	—	—	—	—	—	—	11
Non-controlling interests – acquisitions (note 27(b))	—	—	—	—	—	—	—	(1)
Reclassification of equity in respect of assets classified as held-for-sale	295	—	—	—	—	295	—	—
Other movements	—	—	—	—	—	—	84	(88)
31 December 2022	2,200	(327)	30	179	573	2,655	(7,116)	51,197

Financial Statements

Notes on Accounts

Continued

	Translation reserve (i) £m	Hedging reserve (ii) £m	Fair value reserve (iii) £m	Revaluation reserve (iv) £m	Other (v) £m	Retained earnings		
						Total other reserves (vi) £m	Treasury shares (vi) £m	Other £m
1 January 2021	(6,830)	(504)	(18)	179	573	(6,600)	(5,150)	47,191
Comprehensive income and expense								
Loss for the year	—	—	—	—	—	—	—	6,801
Foreign currency translation and hedges of net investments in foreign operations								
– differences on exchange from translation of foreign operations	31	—	—	—	—	31	—	—
– reclassified and reported in profit for the year	291	—	—	—	—	291	—	—
– net investment hedges – net fair value gain on derivatives	75	—	—	—	—	75	—	—
– net investment hedges – differences on exchange on borrowings	24	—	—	—	—	24	—	—
Cash flow hedges								
– net fair value gains	—	95	—	—	—	95	—	—
– reclassified and reported in profit for the year	—	32	—	—	—	32	—	—
– tax on net fair value gains in respect of cash flow hedges (note 10(f))	—	(32)	—	—	—	(32)	—	—
Investments held at fair value								
– net fair value gains	—	—	9	—	—	9	—	—
Associates – share of OCI, net of tax (note 9)	(18)	1	—	—	—	(17)	—	—
Retirement benefit schemes								
– net actuarial gains (note 15)	—	—	—	—	—	—	—	382
– surplus recognition (note 15)	—	—	—	—	—	—	—	(1)
– tax on actuarial gains in respect of subsidiaries (note 10(f))	—	—	—	—	—	—	—	(82)
Associates - share of OCI, net of tax (note 9)	—	—	15	—	—	15	—	(1)
Other changes in equity								
Cash flow hedges reclassified and reported in total assets	—	45	—	—	—	45	—	—
Employee share options								
– value of employee services	—	—	—	—	—	—	—	76
– treasury shares used for share option schemes	—	—	—	—	—	—	13	(17)
Dividends and other appropriations								
– ordinary shares	—	—	—	—	—	—	—	(4,904)
Purchase of own shares								
– held in employee share ownership trusts	—	—	—	—	—	—	(82)	—
Perpetual hybrid bonds								
– coupons paid	—	—	—	—	—	—	—	(6)
– tax on coupons paid	—	—	—	—	—	—	—	1
Non-controlling interests – acquisitions (note 27(b))	—	—	—	—	—	—	—	(5)
Other movements	—	—	—	—	—	—	97	(101)
31 December 2021	(6,427)	(363)	6	179	573	(6,032)	(5,122)	49,334

(i) Translation reserve:

The translation reserve is explained in the accounting policy on foreign currencies in note 1.

In 2023, included within the differences on exchange from translation of foreign operations is £552 million (2022: £5 million; 2021: £291 million) which has been reclassified from reserves to the income statement and recognised in other operating expenses as an adjusting item. In 2023, this amount includes £554 million in respect of the sale of the Russian and Belarusian subsidiaries. In 2022, £4 million was in respect of the exit from Egypt and, in 2021, £272 million was in respect of the disposal of BAT Pars.

In certain markets, the Group has moved to above market business models utilising local distributors as importers. As a consequence, with the cessation of a physical presence in these markets, foreign exchange previously recognised in other comprehensive income for these entities has been reclassified to the income statement. In 2023, a loss of £2 million was recognised in reserves in relation to the move to above market business models. In 2022 and 2021, a gain of £2 million and £19 million, respectively, was recognised in relation to the move to above market business models and Quantum-related initiatives.

Also, in 2022, as a result of the liquidation of Yemen, the Group reclassified to the income statement the foreign exchange previously recognised in associates other comprehensive income. This resulted in a credit of £1 million to the income statement.

(ii) Hedging reserve:

The hedging reserve is explained in the accounting policy on financial instruments in note 1.

Of the amounts reclassified from the hedging reserve and reported in profit for the year, a loss of £51 million (2022: £16 million loss; 2021: £29 million loss) and a loss of £4 million (2022: £2 million loss; 2021: £6 million gain) were reported within revenue and raw materials and consumables, respectively, together with a loss of £17 million (2022: £46 million gain; 2021: £4 million loss) reported in other operating expenses, and a gain of £84 million (2022: £73 million gain; 2021: £59 million gain) reported within net finance costs.

The Group hedges certain foreign currency denominated borrowings with cross-currency interest rate swaps. As permitted by IFRS 9 *Financial Instruments*, the foreign currency basis spreads have been separated from the hedging instrument and are recognised in reserves as a 'cost of hedging' and are reclassified to the income statement in the same period in which profit and loss is affected by the hedged expected cash flows as a component of the associated interest expense. The basis spreads are included within hedging reserves as they are not material. Included within the balance of hedging reserves at 31 December 2023 is an accumulated loss of £6 million (2022: £5 million gain; 2021: £4 million gain) in respect of the cost of hedging.

(iii) Fair value reserve:

The fair value reserve is explained in the accounting policy on financial instruments in note 1. Fair value gains and losses arising from investments held at fair value through other comprehensive income are recognised in this reserve.

(iv) Revaluation reserve:

The revaluation reserve relates to the acquisition of the cigarette and snus business of ST in 2008.

(v) Other reserves:

Other reserves comprise:

(a) £483 million which arose in 1998 from merger accounting in a Scheme of Arrangement and Reconstruction whereby British American Tobacco p.l.c. acquired the entire share capital of B.A.T Industries p.l.c. and the share capital of that company's principal financial services subsidiaries was distributed, so effectively demerging them; and

(b) In the 1999 Rothmans transaction, convertible redeemable preference shares were issued as part of the consideration. The discount on these shares was amortised by crediting other reserves and charging retained earnings. The £90 million balance in other reserves comprises the accumulated balance in respect of the preference shares converted during 2004.

(vi) Treasury shares:

Total equity attributable to owners of the parent is stated after deducting the cost of treasury shares which include £6,807 million (2022: £6,821 million; 2021: £4,823 million) for shares repurchased and not cancelled and £289 million (2022: £295 million; 2021: £299 million) in respect of the cost of own shares held in employee share ownership trusts.

On 10 February 2022, the Board approved a proposed £2 billion share buy-back programme for 2022. The previous share buy-back programme was suspended from 30 July 2014. As at 31 December 2023, treasury shares include 5,951,979 (2022: 5,920,638; 2021: 6,269,959) shares held in trust and 220,533,855 (2022: 221,000,192; 2021: 161,930,217) shares repurchased and not cancelled as part of the Company's share buy-back programme. From March 2020, the Company has utilised shares acquired in the share buy-back programme to satisfy shared-based payment awards made to certain employees.

Financial Statements

Notes on Accounts

Continued

(d) Perpetual hybrid bonds

On 27 September 2021, the Group issued two €1 billion perpetual hybrid bonds amounting to £1,703 million, which have been classified as equity. Issuance costs of these bonds, amounting to €26 million (£22 million), have been recognised within equity.

These bonds include redemption options exercisable at the Group's discretion from September 2026 to December 2026 (the 3% perpetual hybrid bond) and June 2029 to September 2029 (the 3.75% perpetual hybrid bond), on specified dates thereafter, or in the event of specific circumstances (such as a change in IFRS or tax regime) as set out in the individual terms of each issue.

The coupons associated with these perpetual hybrid bonds are fixed at 3% until 2026 and 3.75% until 2029, respectively, and would reset to rates determined by the contractual terms of each instrument on certain dates thereafter. The bonds are perpetual in nature and do not have maturity dates for the repayment of principal. The contractual terms of the perpetual hybrid bonds allow the Group to defer coupon payments, however certain contingent events could trigger mandatory payments of such deferred coupons, including the payment of dividends on, and the repurchase of, ordinary shares, subject to certain exceptions in each case. The full terms and conditions of such events can be found in the prospectus dated 27 September 2021 which is available under the debt facilities section of the Group's debt microsite (bat.com/debt).

As the Group has the unconditional right to avoid transferring cash or another financial asset in relation to these bonds, they are classified as equity instruments in the consolidated financial statements.

During the year, the Group did not defer any eligible coupon payments and paid a coupon of £33 million in September 2023 (September 2022: £33 million) on the 3.75% September 2029 bond and £26 million in December 2023 (December 2022: £27 million) on the 3% December 2026 bond which has been recognised within equity.

Differences between the coupon recognised in the capital and reserves statement and the coupon paid on perpetual hybrid bonds in the cash flow statement are due to foreign exchange arising on short timing differences between recognition and settlement.

The fair value of these bonds at 31 December 2023 is £1,512 million (2022: £1,331 million).

(e) Non-controlling interests

Movements in non-controlling interests primarily relate to profit for the year and dividends (reported as a movement in retained earnings) and differences on exchange arising from the translation into sterling (reported as a movement in other reserves). Information on subsidiaries with material non-controlling interests is provided in note 32.

(f) Dividends and other appropriations

The interim quarterly dividend payment for the year ended 31 December 2022 of 230.9p per ordinary share (31 December 2021: 217.8p per ordinary share) was payable in four equal instalments: amounts payable in May 2023 of £1,282 million (May 2022: £1,239 million), August 2023 of £1,284 million (August 2022: £1,223 million), November 2023 of £1,293 million (November 2022: £1,219 million) and £1,287 million in February 2024 (February 2023: £1,211 million), respectively. The total dividends recognised as an appropriation from reserves in 2023 was £5,071 million (2022: £4,915 million; 2021: £4,904 million).

The Board has declared an interim dividend of 235.5p per ordinary share of 25p, for the year ended 31 December 2023, payable in four equal quarterly instalments of 58.9p per ordinary share in May 2024, August 2024, November 2024 and February 2025. These payments will be recognised as appropriations from reserves in 2024 and 2025. The total amount payable is estimated to be £5,267 million based on the number of shares outstanding at the date of these accounts.

23 Borrowings

	Currency	Maturity dates	Interest rates	2023 £m	2022 £m
Eurobonds	Euro	2024 to 2045	1.3% to 5.4%	5,569	7,149
	UK sterling	2024 to 2055	2.1% to 7.3%	3,097	3,884
	Swiss franc	2026	1.4%	234	226
Bonds issued pursuant to Rules under the U.S. Securities Act (as amended)	US dollar	2024 to 2053	1.7% to 8.1%	29,913	30,152
Bonds and notes				38,813	41,411
Commercial paper				—	27
Other loans				100	875
Bank loans				216	203
Bank overdrafts				103	106
Lease liabilities				498	517
				39,730	43,139

Perpetual hybrid bonds issued by the Group have been classified as equity (note 22(d)) and are therefore excluded from borrowings.

Other loans comprise £100 million (2022: £875 million) relating to a bilateral facility. Commercial paper is issued at competitive rates to meet short-term borrowing requirements as and when needed.

Current borrowings per the balance sheet include interest payable of £573 million at 31 December 2023 (2022: £524 million). Included within borrowings are £5,935 million (2022: £9,223 million) of borrowings subject to fair value hedges where their amortised cost has been decreased by £110 million (2022: £355 million decrease).

The fair value of borrowings is estimated to be £36,000 million (2022: £37,170 million) of which £35,083 million (2022: £35,440 million) has been calculated using quoted market prices and is within level 1 of the fair value hierarchy and £917 million (2022: £1,730 million) has been calculated based on discounted cash flow analysis and is within level 3 of the fair value hierarchy.

Amounts secured on Group assets including property, plant and equipment, inventory and receivables as at 31 December 2023 are £nil million (2022: £9 million). The majority of lease liabilities are also secured against the associated assets.

Borrowings are repayable as follows:

	Per balance sheet		Contractual gross maturities	
	2023 £m	2022 £m	2023 £m	2022 £m
Within one year	4,324	4,413	5,359	5,426
Between one and two years	3,319	4,253	4,784	5,763
Between two and three years	2,558	4,406	3,920	5,673
Between three and four years	2,947	3,013	4,393	4,141
Between four and five years	3,410	4,077	4,600	5,494
Beyond five years	23,172	22,977	35,163	33,806
	39,730	43,139	58,219	60,303

Financial Statements

Notes on Accounts

Continued

The contractual gross maturities in each year include the borrowings maturing in that year together with forecast interest payments on all borrowings which are outstanding for all or part of that year.

Borrowings are denominated in the functional currency of the subsidiary undertaking or other currencies as shown below:

	Functional currency £m	U.S. dollar £m	UK sterling £m	Euro £m	Other currencies £m	Total £m
31 December 2023						
Total borrowings	32,215	3,656	302	3,301	256	39,730
Effect of derivative financial instruments						
– cross-currency swaps	1,214	(451)	(300)	(559)	—	(96)
– forward foreign currency contracts	(57)	(892)	—	537	414	2
	33,372	2,313	2	3,279	670	39,636
31 December 2022						
Total borrowings	33,438	3,383	452	5,579	287	43,139
Effect of derivative financial instruments						
– cross-currency swaps	2,356	—	(450)	(2,085)	—	(179)
– forward foreign currency contracts	(40)	(998)	—	590	454	6
	35,754	2,385	2	4,084	741	42,966

The exposure to interest rate changes when borrowings are re-priced is as follows:

	Within 1 year £m	Between 1-2 years £m	Between 2-3 years £m	Between 3-4 years £m	Between 4-5 years £m	Beyond 5 years £m	Total £m
31 December 2023							
Total borrowings	4,324	3,319	2,558	2,947	3,410	23,172	39,730
Effect of derivative financial instruments							
– interest rate swaps	2,798	(229)	(786)	—	(1,783)	—	—
– cross-currency swaps	448	—	6	—	(98)	(452)	(96)
	7,570	3,090	1,778	2,947	1,529	22,720	39,634
31 December 2022							
Total borrowings	4,398	4,246	4,407	3,013	4,077	22,998	43,139
Effect of derivative financial instruments							
– interest rate swaps	4,657	(500)	(1,247)	—	(2,910)	—	—
– cross-currency swaps	(77)	—	36	—	(138)	—	(179)
	8,978	3,746	3,196	3,013	1,029	22,998	42,960

Lease liabilities are repayable as follows:

	Per balance sheet		Contractual gross maturities	
	2023 £m	2022 £m	2023 £m	2022 £m
Within one year	131	142	155	161
Between one and two years	103	109	122	122
Between two and three years	77	76	91	85
Between three and four years	59	58	70	65
Between four and five years	29	50	38	54
Beyond five years	99	82	140	112
	498	517	616	599

For more information on leasing arrangements, refer to note 13(b).

As at 31 December 2023, the Group's undrawn committed borrowing facilities (note 26) amount to £7,923 million (2022: £7,828 million) with £5,077 million maturing within one year (2022: £4,828 million maturing within one year), £154 million maturing between one and two years (2022: £nil million maturing between one and two years), £154 million maturing between two and three years (2022: £150 million maturing between two and three years), £2,538 million maturing between three and four years (2022: £350 million maturing between three and four years) and £nil maturing between four and five years (2022: £2,500 million maturing between four and five years).

The Group's composition and movements in net debt are presented below along with a reconciliation to the financing activities in the Group Cash Flow Statement:

							2023 £m
	Notes	Opening balance	Cash flow	Foreign exchange	Fair value, accrued interest and other	Held for Sale	Closing balance
Borrowings (excluding lease liabilities)*		42,622	(1,638)	(1,956)	204	—	39,232
Lease liabilities		517	(162)	(25)	168	—	498
Derivatives in respect of net debt	19	167	(238)	564	(323)	—	170
Cash and cash equivalents	21	(3,446)	(1,101)	30	226	(368)	(4,659)
Current investments held at fair value	18	(579)	(22)	49	(49)	—	(601)
		39,281	(3,161)	(1,338)	226	(368)	34,640

							2022 £m
	Notes	Opening balance	Cash flow	Foreign exchange	Fair value, accrued interest and other	Held for Sale	Closing balance
Borrowings (excluding lease liabilities)*		39,212	(17)	3,881	(454)	—	42,622
Lease liabilities		446	(161)	30	218	(16)	517
Derivatives in respect of net debt	19	(91)	348	(435)	345	—	167
Cash and cash equivalents	21	(2,809)	(571)	(431)	(3)	368	(3,446)
Current investments held at fair value	18	(456)	(86)	(15)	(22)	—	(579)
		36,302	(487)	3,030	84	352	39,281

Note:

* Borrowings as at 31 December 2023 include £700 million (2022: £798 million) in respect of the purchase price adjustments relating to the acquisition of Reynolds American.

In the table above, movements in accrued interest relate to the net movement year on year and cash flows related to interest payments are not included.

'Fair value, accrued interest and other' movements in lease liabilities in 2023 mainly comprise additions of £168 million (2022: £218 million) (net of reassessments, modifications and terminations), see note 13(a). The movement of £49 million (2022: £22 million) in current investments held at fair value represents the fair value gains for these investments.

	2023 £m	2022 £m
Cash flows per net debt statement	(3,161)	(487)
Non-financing cash flows included in net debt	1,126	897
Interest paid	(1,682)	(1,578)
Interest element of lease liabilities	(30)	(25)
Remaining cash flows relating to derivative financial instruments	(242)	(465)
Purchases of own shares held in employee share ownership trusts	(110)	(80)
Purchase of own shares	—	(2,012)
Coupon paid on perpetual hybrid bonds	(59)	(60)
Dividends paid to owners of the parent	(5,055)	(4,915)
Capital injection from and purchase of non-controlling interests	—	(1)
Dividends paid to non-controlling interests	(105)	(158)
Other	4	6
Net cash used in financing activities per cash flow statement	(9,314)	(8,878)

Financial Statements

Notes on Accounts

Continued

24 Provisions for liabilities

	Restructuring of existing businesses £m	Employee- related benefits £m	Fox River £m	DOJ and OFAC investigations £m	Other provisions £m	Total £m
1 January 2023	297	44	54	450	676	1,521
Differences on exchange	(32)	(4)	—	—	(46)	(82)
Provided in respect of the year (*)	(21)	13	—	(450)	240	(218)
Utilised during the year	(105)	(11)	(10)	—	(96)	(222)
31 December 2023	139	42	44	—	774	999
Analysed on the balance sheet as						
– current	96	13	3	—	356	468
– non-current	43	29	41	—	418	531
	139	42	44	—	774	999
	Restructuring of existing businesses £m	Employee- related benefits £m	Fox River £m	DOJ and OFAC investigations £m	Other provisions £m	Total £m
1 January 2022	179	41	62	—	571	853
Differences on exchange	9	2	—	—	15	26
Provided in respect of the year (*)	198	10	—	450	187	845
Transferred to liabilities associated with assets held for sale	(20)	—	—	—	(6)	(26)
Utilised during the year	(69)	(9)	(8)	—	(91)	(177)
31 December 2022	297	44	54	450	676	1,521
Analysed on the balance sheet as						
– current	240	14	10	450	373	1,087
– non-current	57	30	44	—	303	434
	297	44	54	450	676	1,521

Note:

* Amounts provided above are shown net of reversals of unused provisions which include reversals of £42 million (2022: £35 million) for restructuring of existing businesses, £14 million (2022: £10 million) for employee benefits and £128 million (2022: £225 million) for other provisions. For DOJ and OFAC investigations, £450 million that were provided in 2022 were reclassified to trade and other payables in 2023.

Restructuring of existing businesses

The restructuring provisions relate to the restructuring and integration costs incurred and are reported as adjusting items. The principal restructuring activities in 2022 are as described in note 7 and primarily include the cost of employee packages and long-term social plans associated with redundancy programmes from previous years, mainly in relation to Quantum. No further Quantum restructuring charges were recognised as adjusting in 2023, following the completion of the Quantum programme. Provisions associated with redundancy packages are determined based on termination packages offered in each country. The long-term social plans primarily relate to social plans in Germany, which span over several years and are based on actuarial calculations. These are discounted to present value using Central Bank rates. We do not consider the effect of discounting to be material. The provisions for long-term social plans include future payments related to contracts that are already fixed. Given that there is little or no variability expected in the timing and amount of the payments, no additional risk has been incorporated in the discounting. While some elements of the non-current provisions of £43 million will unwind over several years, as termination payments are made over extended periods in some countries, it is estimated that approximately 97% of these non-current provisions will unwind within five years.

Employee-related benefits

Employee-related benefits mainly relate to employee benefits other than post-employment benefits. The principal components of these provisions are gratuity and termination awards, 'jubilee' payments due after a certain service period and expected payments associated with long-term disability. The majority of these provisions are calculated by actuaries. It is estimated that approximately 67% of the non-current provisions of £29 million will unwind within five years.

Fox River

A provision of £274 million was made in 2011 for a potential claim under a 1998 settlement agreement entered into by a Group subsidiary in respect of the clean-up of sediment in the Fox River. On 30 September 2014, the Group, NCR, Appvion and Windward Prospects entered into a funding agreement; the details of this agreement are explained in note 31. This agreement led to payments of £nil million in 2023 (2022: £1 million). In addition, the Group incurred legal costs of £10 million (2022: £7 million), which were also charged against the provision. It is expected that the non-current provision will unwind within five years.

DOJ/OFAC investigations

As discussed earlier (in note 6(h)), on 25 April 2023, the Group announced that it had reached an agreement with the DOJ and OFAC for a total amount payable to the U.S. authorities of US\$635 million plus interest. Having recognised an initial provision of £450 million (US\$540 million), in 2022, the Group has recognised an additional charge of £75 million in 2023. During 2023, as a result of payment terms being finalised, the provision was reversed and the liability was transferred to sundry payables where US\$5 million (£4 million) was paid in April, US\$321 million (£258 million) including interest was paid in September and US\$326 million (£263 million) including interest will be paid in the first half of 2024.

Other

Other provisions comprise balances set up in the ordinary course of general business that cannot be classified within the other categories, such as sales returns and onerous contracts together with amounts in respect of supplier, excise and other disputes. The nature of the amounts provided in respect of disputes is such that the extent and timing of cash flows are difficult to estimate and the ultimate liability may vary from the amounts provided.

In accordance with IFRS 15 *Revenue from Contracts with Customers*, sales return provisions are recognised based on a reasonable estimate of likely returns. In 2023, the sales return provision, included in other provisions, was £55 million (2022: £62 million).

Included within other provisions there is a provision for interest of £244 million (2022: £183 million) in relation to the Franked Investment Income Group Litigation Order (FII GLO), as mentioned in notes 8(b) and 10(b). The provision is calculated based on the UK central bank base rate plus 2% and has been charged to net finance costs. As there is uncertainty over the potential timing of the utilisation, as explained in note 10(b), the provision has been reported as a non-current provision.

Other provisions also include a provision of £89 million in relation to litigation-related deposits as explained in note 17. In addition, BAT Brazil has recognised a provision of £40 million in relation to a legal case over whether a 10% tax imposed on a tax benefit associated with investment grants by the Rio de Janeiro State was constitutional (as explained in note 6(k)).

25 Trade and other payables

	2023 £m	2022 £m
Trade payables	1,707	1,862
Master settlement agreement (U.S.)	1,788	2,193
Duty, excise and other taxes	2,994	3,104
Accrued charges and deferred income	2,608	2,713
FII GLO (note 10(b))	863	913
Social security and other taxation	46	61
Sundry payables	587	547
	10,593	11,393
Current	9,700	10,449
Non-current	893	944
	10,593	11,393

As explained in note 17, the Group acts as a collection agent for banks and other financial institutions in certain debt factoring arrangements. The cash collected in respect of these arrangements that has not yet been remitted amounts to £138 million (2022: £119 million) and is included in sundry payables.

In addition, the Group has certain Supply Chain Financing (SCF) or 'reverse factoring' arrangements in place. The principal purpose of these arrangements is to provide the supplier with the option to access liquidity earlier through the sale of its receivables due from the Group to a bank or other financial institution prior to their due date. Management has determined that the Group's payables to these suppliers have neither been extinguished nor have the liabilities been significantly modified by these arrangements. The value of amounts payable, invoice due dates and other terms and conditions applicable, from the Group's perspective, remain unaltered, with only the ultimate payee being changed. At 31 December 2023, the value of amounts payable under the SCF programmes was £201 million (2022: £257 million). The cash outflows in respect of these arrangements have been recognised within operating cash flows. Included in this amount is £110 million (2022: £161 million) of leaf payables where the standard payment terms with the vendor is 150 days, consistent with credit terms normally available in certain markets.

In 2023, the Group announced that it had reached an agreement with the DOJ and OFAC to resolve previously disclosed investigations into historical sanctions breaches. Included within sundry payables is US\$326 million (£263 million) plus interest representing the third and final payment due in the first half of 2024. Refer to note 24 for more information.

In 2022, following an investigation by the Nigerian Federal Competition and Consumer Protection Commission (FCCPC) into alleged violations of the Nigerian Competition and Consumer Protection Act and National Tobacco Control Act, a consent order was entered into between the FCCPC and British American Tobacco (Holdings) Limited, British American Tobacco (Nigeria) Limited and British American Tobacco Marketing (Nigeria) Limited, terminating the investigation and associated proceedings. A penalty equivalent to US\$110 million was accrued for with the resulting payments (equivalent to £59 million) made during 2023, among other measures.

Accrued charges and deferred income include £18 million of deferred income (2022: £20 million) relating to certain customer deposits in advance of shipments and £82 million (2022: £66 million) in respect of interest payable mainly related to tax matters. FII GLO of £863 million (2022: £913 million) relates to receipts in 2015, in respect of the Franked Investment Income Government Litigation Order (note 10(b)). Amounts payable to related parties including associated undertakings are shown in note 30.

There is no material difference between the above amounts for trade and other payables and their fair value due to the short-term duration of the majority of trade and other payables, as determined using discounted cash flow analysis.

Trade and other payables are predominantly denominated in the functional currencies of subsidiary undertakings with less than 10% in other currencies (2022: less than 7% in other currencies).

Financial Statements

Notes on Accounts

Continued

26 Financial instruments and risk management

Management of financial risks

One of the principal responsibilities of Treasury is to manage the financial risks arising from the Group's underlying operations. Specifically, Treasury manages, within an overall policy framework set by the Group's Main Board and Corporate Finance Committee (CFC), the Group's exposure to funding and liquidity, interest rate, foreign exchange and counterparty risks. The Group's treasury position is monitored by the CFC which meets regularly throughout the year and is chaired by the Group Finance Director. The approach is one of risk reduction within an overall framework of delivering total shareholder return.

The Group defines capital as net debt (note 23) and equity (note 22). There are no externally imposed capital requirements for the Group. Group policies include a set of financing principles that provide a framework within which the Group's capital base is managed and, in particular, the policies on dividends (as a percentage of long-term sustainable earnings) and share buy-back are decided. The key objective of the financing principles is to appropriately balance the interests of equity and debt holders in driving an efficient financing mix for the Group. The Group's average cost of debt in 2023 is 5.2% (2022: 4.0%).

The Group manages its financial risks in line with the classification of its financial assets and liabilities in the Group's balance sheet and related notes. The Group's management of specific risks is dealt with as follows:

Liquidity risk

It is the policy of the Group to maximise financial flexibility and minimise refinancing risk by issuing debt with a range of maturities, generally matching the projected cash flows of the Group and obtaining this financing from a wide range of sources. The Group has a target average centrally managed debt maturity of at least five years with no more than 20% of centrally managed debt maturing in a single rolling year. As at 31 December 2023, the average centrally managed debt maturity was 10.5 years (2022: 9.9 years) and the highest proportion of centrally managed debt maturing in a single rolling year was 15.7% (2022: 18.6%). Perpetual hybrid bonds are treated as equity (note 22(d)) and therefore not included within the debt maturity analysis.

The Group utilises cash pooling and zero balancing bank account structures in addition to intercompany loans and borrowings to mobilise cash efficiently within the Group. The key objectives of Treasury in respect of cash and cash equivalents are to protect their principal value, to concentrate cash at the centre, to minimise the required debt issuance and to optimise the yield earned. The amount of debt issued by the Group is determined by forecasting the net debt requirement after the mobilisation of cash.

The Group continues to target a solid investment-grade credit rating @ (Baa1/BBB+/BBB+)@. Moody's, S&P's and Fitch's current ratings for the Group are Baa2 (positive outlook), BBB+ (negative outlook) and BBB (positive outlook), respectively. The Group is confident of its continued ability to successfully access the debt capital markets for future refinancing requirements.

As part of its short-term cash management, the Group invests in a range of cash and cash equivalents, including money market funds, which are regarded as highly liquid and are not exposed to significant changes in fair value. These are kept under continuous review as described in the credit risk section below. At 31 December 2023, the Group had £173 million invested in money market funds (2022: £nil million).

As part of its working capital management, in certain countries, the Group has entered into factoring arrangements and supply chain financing arrangements. These are explained in further detail in note 17 and note 25.

Subsidiary companies are funded by share capital and retained earnings, loans from the central finance companies on commercial terms, or through local borrowings by the subsidiaries in appropriate currencies to predominantly fund short- to medium-term working capital requirements.

Available facilities in current year:

It is Group policy that short-term sources of funds (including drawings under both the Group US\$4 billion U.S. commercial paper (U.S. CP) programme and the Group £3 billion euro commercial paper (ECP) programme) are backed by undrawn committed lines of credit and cash. Commercial paper is issued by B.A.T. International Finance p.l.c., B.A.T. Netherlands Finance B.V. and B.A.T. Capital Corporation and guaranteed by British American Tobacco p.l.c. At 31 December 2023, commercial paper of £nil million was outstanding (2022: £27 million). Cash flows relating to commercial paper that have maturity periods of three months or less are presented on a net basis in the Group's cash flow statement.

At 31 December 2023, the Group had access to a £5.4 billion revolving credit facility. In March 2023, the Group refinanced the £2.7 billion 364-day tranche of the revolving credit facility at the reduced amount of £2.5 billion, maturing in March 2024 with two one-year extension options, and a one-year term out option. Additionally, £2.85 billion of the five-year tranche remains available until March 2025, with £2.7 billion extended to March 2026 and £2.5 billion extended to March 2027.

During 2023, the Group extended short-term bilateral facilities totalling £2.65 billion. As at 31 December 2023, £100 million was drawn on a short-term basis with £2.55 billion undrawn and still available under such bilateral facilities. Cash flows relating to bilateral facilities that have maturity periods of three months or less are presented on a net basis in the Group's cash flow statement.

Issuance, drawdowns and repayments in current year:

- In January 2023, the Group repaid a €750 million bond at maturity;
- In February 2023, the Group accessed the Euro market under its EMTN Programme, raising a total of €800 million;
- In May 2023, the Group repaid a total of US\$48 million of bonds at maturity;
- Given the refinancing levels in the medium term and to reduce near term refinancing risks, in August 2023, the Group accessed the US dollar market under its SEC Shelf Programme, raising a total of US\$5 billion across five tranches whilst also announcing a concurrent capped debt tender offer, targeting a series of GBP-, EUR- and USD-denominated bonds maturing between 2024 and 2027. Pursuant to this tender offer, BAT repurchased bonds prior to their maturity in a principal amount of £3.1 billion; and
- In September, October and November 2023, the Group repaid US\$550 million, €800 million and €750 million of bonds at maturity, respectively.

Available facilities in prior year:

At 31 December 2022, the Group had access to a £5.69 billion revolving credit facility. This facility was undrawn at 31 December 2022.

During 2022, the Group extended short-term bilateral facilities totalling £3.0 billion. As at 31 December 2022, £875 million was drawn on a short-term basis.

Issuance, drawdowns and repayments in prior year:

- In March 2022, the Group accessed the US dollar market under its SEC Shelf Programme, raising a total of US\$2.5 billion across three tranches;
- In May 2022, the Group repaid a €600 million bond at maturity;
- In June 2022, the Group repaid US\$419 million and £180 million bonds at maturity;
- In August 2022, the Group repaid US\$750 million and US\$601 million bonds at maturity; and
- In October 2022, the Group raised US\$600 million in the US dollar market under its SEC Shelf Programme.

Currency risk

The Group is subject to exposure on the translation of the net assets of foreign currency subsidiaries and associates into its reporting currency, sterling. The Group's primary balance sheet translation exposures are to the US dollar, euro, Canadian dollar, Australian dollar, Indian rupee, South African rand, Danish krone, Indonesian rupiah, Brazilian real, Singaporean dollar and Swiss franc. These exposures are kept under continuous review. The Group's policy on borrowings is to broadly match the currency of these borrowings with the currency of cash flows arising from the Group's underlying operations. Within this overall policy, the Group aims to minimise all balance sheet translation exposure where it is practicable and cost-effective to do so through matching currency assets with currency borrowings. The main objective of these policies is to protect shareholder value by increasing certainty and minimising volatility in earnings per share. At 31 December 2023, the currency profile of the Group's gross debt, after taking into account derivative contracts, was 72% US dollar (2022: 71%), 14% euro (2022: 13%), 9% sterling (2022: 12%) and 5% other currencies (2022: 4%).

The Group faces currency exposures arising from the translation of profits earned in foreign currency subsidiaries and associates and joint arrangements; these exposures are not normally hedged. Exposures also arise from:

- (i) foreign currency denominated trading transactions undertaken by subsidiaries. These exposures comprise committed and highly probable forecast sales and purchases, which are offset wherever possible. The remaining exposures are hedged within the Treasury policies and procedures with forward foreign exchange contracts and options, which are designated as hedges of the foreign exchange risk of the identified future transactions; and
- (ii) forecast dividend flows from subsidiaries to the centre. To ensure cash flow certainty, the Group enters into forward foreign exchange contracts which are designated as net investment hedges of the foreign exchange risk arising from the investments in these subsidiaries.

IFRS 7 *Financial Instruments: Disclosures* requires a sensitivity analysis that shows the impact on the income statement and on items recognised directly in other comprehensive income of hypothetical changes of exchange rates in respect of non-functional currency financial assets and liabilities held across the Group. All other variables are held constant although, in practice, market rates rarely change in isolation. Financial assets and liabilities held in the functional currency of the Group's subsidiaries, as well as non-financial assets and liabilities and translation risk, are not included in the analysis. The Group considers a 10% strengthening or weakening of the functional currency against the non-functional currency of its subsidiaries as a reasonably possible change. The impact is calculated with reference to the financial asset or liability held as at the year-end, unless this is unrepresentative of the position during the year.

A 10% strengthening of functional currencies against non-functional currencies would result in pre-tax profit being £61 million lower (2022: £49 million lower; 2021: £53 million lower) and items recognised directly in other comprehensive income being £273 million higher (2022: £445 million higher; 2021: £144 million higher). A 10% weakening of functional currencies against non-functional currencies would result in pre-tax profit being £72 million higher (2022: £60 million higher; 2021: £65 million higher) and items recognised directly in other comprehensive income being £333 million lower (2022: £543 million lower; 2021: £177 million lower).

The exchange sensitivities on items recognised directly in other comprehensive income relate to hedging of certain net asset currency positions in the Group, as well as on cash flow hedges in respect of future transactions, but do not include sensitivities in respect of exchange on non-financial assets or liabilities.

Interest rate risk

The objectives of the Group's interest rate risk management policy are to lessen the impact of adverse interest rate movements on the earnings, cash flow and economic value of the Group. Additional objectives are to minimise the cost of hedging and the associated counterparty risk.

In order to manage its interest rate risk, the Group maintains both floating rate and fixed rate debt. The Group sets targets (within overall guidelines) for the desired ratio of floating to fixed rate debt on a net basis (at least 50% fixed on a net basis in the short to medium term) as a result of regular reviews of market conditions and strategy by the Corporate Finance Committee and the board of the main central finance company. Underlying borrowings are arranged on both a fixed rate and a floating rate basis and, where appropriate, the Group uses derivatives, primarily interest rate swaps to vary the fixed and floating mix, or forward starting swaps to manage the refinancing risk. The interest rate profile of liquid assets included in net debt are considered to offset floating rate debt and are taken into account in determining the net interest rate exposure. At 31 December 2023, the relevant ratio of floating to fixed rate borrowings after the impact of derivatives was 10:90 (2022: 12:88). On a net debt basis, after offsetting liquid assets and excluding cash and other liquid assets in Canada, which are subject to certain restrictions under CCAA protection, the ratio of floating to fixed rate borrowings was 2:98 (2022: 7:93).

Financial Statements

Notes on Accounts

Continued

IFRS 7 requires a sensitivity analysis that shows the impact on the income statement and on items recognised directly in other comprehensive income of hypothetical changes of interest rates in respect of financial assets and liabilities of the Group. All other variables are held constant although, in practice, market rates rarely change in isolation. For the purposes of this sensitivity analysis, financial assets and liabilities with fixed interest rates are not included. The Group considers a 100 basis point change in interest rates a reasonably possible change except where rates are less than 100 basis points. In these instances, it is assumed that the interest rates increase by 100 basis points and decrease to zero for the purpose of performing the sensitivity analysis. The impact is calculated with reference to the financial asset or liability held as at the year-end, unless this is unrepresentative of the position during the year.

A 100 basis point increase in interest rates would result in pre-tax profit being £5 million lower (2022: £50 million lower; 2021: £44 million lower). A 100 basis point decrease in interest rates, or less where applicable, would result in pre-tax profit being £5 million higher (2022: £50 million higher; 2021: £47 million higher). The effect of these interest rate changes on items recognised directly in other comprehensive income is not material in either year.

Following the decision taken by global regulators in 2018 to replace Interbank Offered Rates with alternative nearly risk-free rates, such benchmark rates were expected to be largely discontinued after 2021. Following announcements by the respective regulators, EURIBOR is expected to continue for the foreseeable future, with USD LIBOR rates discontinued (other than on a synthetic basis) from June 2023.

The Group is party to the ISDA fallback protocol and in January 2022, it automatically replaced the GBP LIBOR with economically equivalent interest rate derivatives referencing SONIA on their reset date. The four impacted derivatives (cross currency interest rate swaps) with nominal values totalling €800 million (£672 million) matured in October 2023 and were in fair value hedge relationships which were indexed to GBP LIBOR interest rates. As of 31 December 2023, the Group does not have any outstanding financial instruments using the historical benchmarks that are no longer available.

Credit risk

The Group has no significant concentrations of customer credit risk. Subsidiaries have policies in place requiring appropriate credit checks on potential customers before sales commence. The process for monitoring and managing credit risk once sales to customers have been made varies depending on local practice in the countries concerned.

Certain territories have bank guarantees, other guarantees or credit insurance provided in the Group's favour in respect of Group trade receivables, the issuance and terms of which are dependent on local practices in the countries concerned. All derivatives are subject to ISDA agreements or equivalent documentation.

Cash deposits and other financial instruments give rise to credit risk on the amounts due from the related counterparties. Generally, the Group aims to transact with counterparties with strong investment grade credit ratings. However, the Group recognises that due to the need to operate over a large geographic footprint, this will not always be possible. Counterparty credit risk is managed on a global basis by limiting the aggregate amount and duration of exposure to any one counterparty, taking into account its credit rating. The credit ratings of all counterparties are reviewed regularly.

The Group ensures that it has sufficient counterparty credit capacity of requisite quality to undertake all anticipated transactions throughout its geographic footprint, while at the same time ensuring that there is no geographic concentration in the location of counterparties.

With the following exceptions, the maximum exposure to the credit risk of financial assets at the balance sheet date is reflected by the carrying values included in the Group's balance sheet. The Group has entered into short-term risk participation agreements in relation to certain leaf supply arrangements and the maximum exposure under these would be £51 million (2022: £90 million). In addition, the Group has entered into a guarantee arrangement to support a short-term bank credit facility with a supply chain partner. The maximum exposure under the arrangement would be £1 million (2022: £1 million).

Price risk

The Group is exposed to price risk on investments held by the Group, which are included in investments held at fair value on the consolidated balance sheet, but the quantum of such is not material.

Hedge accounting

In order to qualify for hedge accounting, the Group is required to document prospectively the economic relationship between the item being hedged and the hedging instrument. The Group is also required to demonstrate an assessment of the economic relationship between the hedged item and the hedging instrument, which shows that the hedge will be highly effective on an ongoing basis. This effectiveness testing is repeated periodically to ensure that the hedge has remained, and is expected to remain, highly effective. The prospective effectiveness testing determines that an economic relationship between the hedged item and the hedging instrument exists.

In accordance with the Group Treasury Policy, the exact hedge ratios and profile of a hedge relationship will depend on several factors, including the desired degree of certainty and reduced volatility of net interest costs and market conditions, trends and expectations in the relevant markets. The sources of ineffectiveness include spot and forward differences, impact of time value and timing differences between periods in the hedged item and hedging instrument.

The Group's risk management strategy has been explained in further detail under the interest rate risk and currency risk sections of this note.

Fair value estimation

The fair values of financial assets and liabilities with maturities of less than one year, other than derivatives, are assumed to approximate their book values. For other financial instruments which are measured at fair value in the balance sheet, the basis for fair values is described below.

Fair value hierarchy

In accordance with IFRS 13 classification hierarchy, the following table presents the Group's financial assets and liabilities that are measured at fair value:

	Notes	2023				2022			
		Level 1 £m	Level 2 £m	Level 3 £m	Total £m	Level 1 £m	Level 2 £m	Level 3 £m	Total £m
Assets at fair value									
Investment held at fair value	18	527	—	192	719	514	—	186	700
Derivatives relating to									
– interest rate swaps	19	—	10	—	10	—	43	—	43
– cross-currency swaps	19	—	115	—	115	—	254	—	254
– forward foreign currency contracts	19	—	165	—	165	—	264	—	264
Assets at fair value		527	290	192	1,009	514	561	186	1,261
Liabilities at fair value									
Derivatives relating to									
– interest rate swaps	19	—	187	—	187	—	450	—	450
– cross-currency swaps	19	—	13	—	13	—	121	—	121
– forward foreign currency contracts	19	—	195	—	195	—	358	—	358
Liabilities at fair value		—	395	—	395	—	929	—	929

Level 2 financial instruments are not traded in an active market, but the fair values are based on quoted market prices, broker/dealer quotations, or alternative pricing sources with reasonable levels of price transparency. The Group's level 2 financial instruments include OTC derivatives.

Netting arrangements of derivative financial instruments

The gross fair value of derivative financial instruments as presented in the Group balance sheet, together with the Group's rights of offset associated with recognised financial assets and recognised financial liabilities subject to enforceable master netting arrangements and similar agreements, is summarised as follows:

	2023			2022		
	Amount presented in the Group balance sheet* £m	Related amounts not offset in the Group balance sheet £m	Net amount £m	Amount presented in the Group balance sheet* £m	Related amounts not offset in the Group balance sheet £m	Net amount £m
Financial assets						
– Derivative financial instruments (note 19)	290	(199)	91	561	(405)	156
Financial liabilities						
– Derivative financial instruments (note 19)	(395)	199	(196)	(929)	405	(524)
	(105)	—	(105)	(368)	—	(368)

Note:

* No financial instruments have been offset in the Group balance sheet.

The Group is subject to master netting arrangements in force with financial counterparties with whom the Group trades derivatives. The master netting arrangements determine the proceedings should either party default on their obligations. In case of any event of default, the non-defaulting party will calculate the sum of the replacement cost of outstanding transactions and amounts owed to it by the defaulting party. If that sum exceeds the amounts owed to the defaulting party, the defaulting party will pay the balance to the non-defaulting party. If the sum is less than the amounts owed to the defaulting party, the non-defaulting party will pay the balance to the defaulting party.

Financial Statements

Notes on Accounts

Continued

The hedged items by risk category are presented below:

					2023
	Carrying amount of the hedged item £m	Accumulated amount of fair value hedge adjustments on the hedged item included in the carrying amount of the hedged item £m	Line item in the statement of financial position where the hedged item is included	Changes in fair value used for calculating hedge ineffectiveness £m	Cash flow hedge reserve (gross of tax) £m
Fair value hedges					
Interest rate risk					
– borrowings (liabilities)	5,935	110	Borrowings	(81)	
Cash flow hedges					
Interest rate risk					
– borrowings (liabilities)	858		Borrowings	26	(362)
					2022
	Carrying amount of the hedged item £m	Accumulated amount of fair value hedge adjustments on the hedged item included in the carrying amount of the hedged item £m	Line item in the statement of financial position where the hedged item is included	Changes in fair value used for calculating hedge ineffectiveness £m	Cash flow hedge reserve (gross of tax) £m
Fair value hedges					
Interest rate risk					
– borrowings (liabilities)	9,223	(355)	Borrowings	399	
Cash flow hedges					
Interest rate risk					
– borrowings (liabilities)	1,824		Borrowings	(55)	(464)

£380 million (2022: £389 million) of the Group's borrowings are designated as net investment hedge instruments of the Group's net investments in foreign operations. In line with the Group's risk management policies, the net investment hedge relationships are reviewed periodically. The change in the value used for calculating hedge ineffectiveness for hedged items designated under net investment hedge relationships is £9 million (2022: £21 million).

As at 31 December 2023, the accumulated balance of the cash flow hedge reserve was a loss of £194 million (2022: loss of £327 million) including an accumulated loss of £362 million (2022: loss of £464 million) in relation to interest rate exposure and foreign currency exposure arising from borrowings held by the Group, and an accumulated gain of £77 million (2022: gain of £99 million) in relation to deferred tax arising from cash flow hedges. The remainder related to the Group's foreign currency exposure on forecasted transactions and cost of hedging (note 22(c)(ii)).

27 Changes in the Group

(a) Acquisitions

The Group acquired certain businesses and other tobacco assets as noted below. The financial impact of these transactions to the Group were immaterial individually and in aggregate. Except as noted, there were no material differences between the fair value and book values of net assets acquired in business combinations.

On 30 September 2019, the Group acquired control of **Twisp Proprietary Limited**, a South African e-cigarette/nicotine Vapour company for a purchase price of £25 million of which £6 million was deferred and contingent upon future performance in the market. The final payment of deferred consideration of £3 million was paid in 2021.

(b) Non-controlling interests

During 2023, the Group acquired a further 1.31% in **Hrvatski Duhani d.d.**, at a cost of less than £1 million, following the acquisitions in 2022 (3.3% at a cost of £1 million) and 2021 (2.7% at a cost of £1 million).

In 2021, the Group made a capital contribution to **Brascuba Cigarrillos S.A.** at a cost of £6 million. This contribution was in proportion to a capital contribution made by the non-controlling interest to the company and as such, the Group's shareholding remains unchanged.

Also in 2021, as part of a Voluntary Tender Offer for the non-controlling interests of the Group's Indonesian subsidiary, the Group acquired 0.2% additional shares at a cost of £4 million as explained in note 30.

(c) Other transactions

(i) Organigram

On 11 March 2021, the Group announced a strategic collaboration agreement with Organigram Inc., a wholly owned subsidiary of publicly traded Organigram Holdings Inc. (collectively, Organigram). Under the terms of the transaction, a Group subsidiary acquired a 19.9% equity stake in Organigram Holdings Inc. to become its largest shareholder, with the ability to appoint two directors to Organigram Holdings Inc.'s board of directors and representation on its investment committee. The Group accounts for the investment as an associate.

The Group's initial investment of £129 million was allocated against the Group's share of Organigram's net assets, including the recognition of £49 million of intangibles, and goodwill of £30 million, which represents a strategic premium to enter the legal cannabis market in North America.

As a result of certain acquisitions made by Organigram during 2021, the Group's shareholding was reduced to 18.8%. In 2022, the Group exercised its top-up rights and invested a further £4 million to maintain its ownership stake.

In November 2023, the Group announced the signing of an agreement for a further investment in Organigram. At 31 December 2023, the proposed investment of CAD\$125 million (approximately £74 million) was subject to customary conditions, including necessary approvals by the shareholders of Organigram, which was given on 18 January 2024. On 24 January 2024, BAT made the first tranche investment of CAD\$42 million (£24 million) acquiring a further 12,893,175 common shares of Organigram at a price of CAD\$3.22 per share. Subject to certain conditions, the remaining 25,786,350 shares subscribed for shall be issued at the same price in two further equal tranches by the end of August 2024 and February 2025, respectively. Based on Organigram's outstanding share capital at the end of 2023, this investment will increase the Group's equity position from c.19% to c.45% (restricted to 30% voting rights) once all three tranches have been completed.

(ii) Other transactions and announcements

In April 2023, the Group announced a strategic joint venture agreement between a Group subsidiary, **AJNA BioSciences PBC**, and **Charlotte's Web**. Under the terms of the transaction, a Group subsidiary acquired a 20% stake in the new entity, **DeFloria LLC**, at a cost of £8 million (US\$10 million).

On 24 July 2023, ITC Limited (ITC), an associate of the Group in India, announced a proposed demerger of its 'Hotels Business' under a scheme of arrangement by which 60% of the newly incorporated entity would be held directly by ITC's shareholders proportionate to their shareholding in ITC. On 14 August 2023, ITC's Board of Directors approved the scheme of arrangement subject to necessary regulatory approvals. The demerger is expected to complete by the end of 2024.

On 26 September 2022, the Group announced a £32 million investment in exchange for 16% of **Sanity Group GmbH** (Sanity Group), a German based cannabis company which has a well-established product portfolio of CBD consumer brands and medical cannabis brands and is actively engaged in the research, development, and marketing of cannabis products. The Group's investment was part of a series-B investment round. As part of the investment agreement, the Group has the right to nominate directors to the Sanity Group's board and accounts for the investment as an associate. The Group's investment was allocated against the Group's share of Sanity Group's net assets, including the recognition of £4 million of intangibles, and goodwill of £28 million, which represents a strategic premium in expectation of the legalisation of cannabis in Germany and elsewhere in Europe.

In November 2022, the Group announced that it had invested in **Charlotte's Web Holdings, Inc.** (Charlotte's Web), via a convertible debenture of £48 million. Charlotte's Web is based in Colorado, USA, listed on the Toronto Stock Exchange, and holds a prominent position in innovative hemp extract wellness products across major retail channels, including food/drug/mass retail, and natural grocery and vitamin retailers. Their product formats include tinctures, capsules, chews and topicals. The debenture is currently convertible into a non-controlling equity stake in Charlotte's Web of approximately 19.9% and is convertible at BAT's discretion. Given that the nature of the investment as a convertible loan note does not give the Group any current right to a share of the earnings or net assets of the investee, despite the ability to appoint directors, the investment will be recognised at fair value through profit and loss with fair value changes in the investment recognised in net finance costs. On conversion of the loan note, the Group will equity account for its investment.

During 2022, the Group increased its ownership of a wholesale producer and distributor operating in the agriculture sector based in Uzbekistan, **FE 'Samfruit' JSC** by 2.8% to 45.4%, for £1 million. In 2021, the ownership was increased by 4%, for £1 million. The Group accounts for the investment as an associate.

In addition, during 2022, the Group made a non-controlling investment in Steady State LLC (trading as Open Book Extracts), a U.S. based cGMP certified manufacturer and distributor of cannabinoid ingredients, food products and nutraceuticals, for £4 million. A second investment of £4 million was made in May 2023. The Group accounts for the investment as an associate. A further investment of £8 million was made in October 2023 by way of a convertible loan note, which will be accounted for as an investment at fair value through profit and loss until such time as it is converted into shares and accumulated into the investment in the associate.

Financial Statements

Notes on Accounts

Continued

(d) Assets held for sale and business disposals

(i) BAT Russia and BAT Belarus

On 11 March 2022, the Group announced the intention to transfer its Russian business in full compliance with international and local laws. At that time, the Group had two subsidiaries in Russia (BAT Russia), being **JSC British American Tobacco-SPb** and **JSC International Tobacco Marketing Services**. In September 2023, the Group formally entered into an agreement to sell the Group's Russian and Belarusian businesses to a consortium led by then members of BAT Russia's Management team, in compliance with local and international laws. As previously announced, due to operational dependencies between BAT Russia and the Group's subsidiary in Belarus (International Tobacco Marketing Services BY) (BAT Belarus), the Belarusian business was included in the sale. The transaction was completed on 13 September 2023 and, since completion, the buyer consortium has wholly owned both businesses. These businesses are now known as the ITMS Group.

In accordance with IFRS, the assets and liabilities of the subsidiaries comprising BAT Russia and BAT Belarus were classified as held-for-sale as of 31 December 2022 and presented as such on the balance sheet at an estimated recoverable value. Impairment charges of £554 million and associated costs of £58 million were recognised in 2022 as adjusting items.

Upon completion, the businesses were deconsolidated from the Group's balance sheet. This included assets primarily comprised of £177 million of property, plant and equipment and other non-current assets, £342 million of trade and other receivables, £266 million of cash and cash equivalents and £211 million of other current assets principally relating to inventories. In addition, liabilities primarily composed of £7 million of borrowings and £219 million of trade creditors and other current liabilities were deconsolidated, resulting in a net asset position of £770 million.

Proceeds of £425 million were received in 2023, resulting in a partial reversal of £195 million of the previously recognised impairment. In addition to this, £554 million of foreign exchange previously recognised in the statement of other comprehensive income has been reclassified to the income statement upon completion of the transaction, which has been treated as a non-cash adjusting item. This resulted in a net charge to the income statement of £353 million which includes disposal-related costs of £3 million and £9 million of foreign exchange gains on proceeds received.

As part of the disposal agreements, the Group holds call options to reacquire the ITMS Group entities. No value has been ascribed to these options as they cannot be sold or transferred outside the BAT Group, they expire within two years of the completion of the transaction, and current sanctions and counter sanctions would restrict the ability of the Group to exercise these options. In addition, no value has been ascribed to the options the Group holds to reacquire certain trademarks and brands utilised by the ITMS businesses which only expire after 100 years. The likelihood of exercise of these options within the foreseeable future is remote, and assuming the higher returns that any market participant would require given the perceived risk of investing in Russia going forwards, and a consequent high discount rate, any value associated with exercising the options would be immaterial.

Judgement is required to determine whether or not the disposal of any particular product, business or end market from the Group would be significant enough to be classified as a discontinued operation. The Group has established criteria as to what would meet such a definition, including: the disposal of an entire geographic segment as currently disclosed within note 2; the disposal of a significant portion of the same region as part of a unified plan; the disposal of any individual business unit representing more than 10% of Group revenue or 10% of Group profit from operations; and the withdrawal from a product category. Management have concluded that the disposal of the Russian and Belarusian businesses does not qualify to be presented as discontinued operations.

(ii) B.A.T. Pars Company PJSC (BAT Pars)

On 25 June 2021, the Group agreed to dispose of its Iranian subsidiary, **BAT Pars** to DTM ME FZE LLC. Completion took place on 6 August 2021. £272 million in respect of foreign exchange previously recognised in other comprehensive income was reclassified to the income statement and an impairment charge and associated costs of £88 million was recognised in the income statement and treated as an adjusting item.

The value of the consideration (€64 million) remains outstanding at 31 December 2023, and £56 million (2022: £56 million) is recognised as a current receivable. Given the ongoing political situation, heightened sanctions and other uncertainties coupled with the passage of time the receivable has been outstanding, the Group has recognised an expected credit loss of £28 million at 31 December 2023. In 2022, as a result of the unwind of discounting on the deferred proceeds and a true-up on the completion of accounts, a credit of £6 million (2021: £2 million) was recognised. The discount was unwound in full in 2022.

In addition, in 2021, £24 million of related investments held at fair value were provided against as a charge to net finance costs given uncertainties regarding recovery of these funds. During 2023, £4 million (2022: £17 million) was recovered in respect of these funds.

28 Share-based payments

The Group operates a number of share-based payment arrangements of which the three principal ones are:

Performance Share Plan (PSP):

Since 2020, performance-related conditional awards under which shares are released automatically following a three-year vesting period (five-year period for the Executive Directors). Awards granted up to 2019 are nil-cost options exercisable after three years from date of grant (five years for Executive Directors) with a contractual life of 10 years.

For awards granted in 2021, 2020 and 2019, vesting is subject to performance conditions measured over a three-year period (for all awards), based on earnings per share (40% of grant), operating cash flow (20% of grant), total shareholder return (20% of grant) and net turnover (20% of grant). Total shareholder return combines the share price and dividend performance of the Company by reference to a comparator group.

For 2022 and 2023 awards, the performance conditions are based on earnings per share (30% of grant), operating cash flow (20% of grant), total shareholder return (20% of grant), net turnover (15% of the grant) and New Categories revenue growth (15% of the grant).

Participants are not entitled to dividends prior to the vesting or exercise of the awards. A cash equivalent dividend accrues through the vesting period (other than for the Executive Directors where additional shares are delivered in lieu of cash) and is paid on vesting. Both equity and cash-settled PSP awards are granted in March each year.

In the U.S., PSP awards are made over BAT American Depository Shares (ADSs).

Restricted Share Plan (RSP):

Introduced in 2020, conditional awards under which shares are released three years from date of grant, subject to a continuous employment condition during the three-year vesting period. Participants are not entitled to dividends prior to shares vesting. A cash equivalent dividend accrues through the vesting period and is paid on vesting. Both equity and cash settled RSP awards are granted in March or September.

In the U.S., RSP awards are made over BAT American Depository Shares (ADSs).

Deferred Share Bonus Scheme (DSBS):

Granted in connection with annual bonuses, conditional awards under which shares are released three years from date of grant subject to a continuous employment condition during the three-year vesting period. A cash equivalent dividend accrues through the vesting period and is paid quarterly (other than for the Executive Directors where additional shares are delivered in lieu of cash). Both equity and cash-settled DSBS awards are granted in March each year.

The Group also has a number of other arrangements which are not material for the Group and these are as follows:

Sharesave Scheme (SAYE)

Options are granted in March each year by invitation at a 20% discount to the market price. Options under this equity-settled scheme are exercisable at the end of a three-year or five-year savings contract. Participants are not entitled to dividends prior to the exercise of the options. The maximum amount that can be saved by a participant in this way is £6,000 in any tax year.

Share Reward Scheme (SRS)

Free shares are granted in April each year (up to an equivalent of £3,600 in any year) under the equity-settled schemes and are subject to a three-year holding period. Participants receive dividends during the holding period which are reinvested to buy further shares. The shares are held in a UK-based trust and are normally capable of transfer to participants tax-free after a five-year holding period.

International Share Reward Scheme (ISRS)

Conditional shares are granted in April each year (up to an equivalent of £3,600 in any year) subject to a three-year vesting period. Dividend equivalents accrue through the vesting period and additional shares are delivered at vesting. Awards may be equity or cash-settled.

Partnership Share Scheme

Employees can allocate part of their pre-tax salary to purchase shares in British American Tobacco p.l.c. (maximum £1,800 in any year). The shares purchased are held in a UK-based trust and are normally capable of transfer to participants tax-free after a five-year holding period.

The amounts recognised in the income statement in respect of share-based payments were as follows:

	Notes	2023		2022		2021	
		Equity-settled £m	Cash-settled £m	Equity-settled £m	Cash-settled £m	Equity-settled £m	Cash-settled £m
PSP & RSP	28(a)	27	2	38	1	30	—
DSBS	28(b)	38	1	36	3	39	2
Other schemes		6	—	7	—	7	—
Total recognised in the income statement	3	71	3	81	4	76	2

Financial Statements

Notes on Accounts

Continued

Share-based payment liability

The Group issues to certain employees cash-settled share-based payments that require the Group to pay the intrinsic value of these share-based payments to the employee at the date of exercise. The Group has recorded liabilities in respect of vested and unvested grants at the end of 2023 and 2022:

	2023		2022	
	Vested £m	Unvested £m	Vested £m*	Unvested £m
PSP & RSP	(0.4)	0.8	(0.3)	1.9
DSBS	—	3.1	0.5	6.6
Total liability	(0.4)	3.9	0.2	8.5

Note:

* The reduction in the liabilities for vested LTIPs was due to shares being exercised at prices lower than the share price at date of grant.

(a) PSP & RSP

Details of the movements for the equity- and cash-settled LTI schemes during the years ended 31 December 2023 and 31 December 2022, were as follows:

	2023		2022	
	Equity-settled Number of options in thousands	Cash-settled Number of options in thousands	Equity-settled Number of options in thousands	Cash-settled Number of options in thousands
Outstanding at start of year	8,960	196	9,891	243
Granted during the period	3,379	94	2,927	58
Exercised during the period	(2,401)	(51)	(1,606)	(58)
Forfeited during the period	(2,132)	(41)	(2,252)	(47)
Outstanding at end of year	7,806	198	8,960	196
Exercisable at end of year	513	24	661	40

As at 31 December 2023, the Group has 7,806,000 shares (2022: 8,960,000 shares) outstanding which includes 1,527,898 shares (2022: 1,749,762 shares) which are related to Reynolds American LTI awards from which nil shares (2022: nil shares) are exercisable at the end of the year.

The weighted average British American Tobacco p.l.c. share price at the date of exercise for share options exercised during the period was £27.65 (2022: £32.84; 2021: £27.67) for equity-settled and £25.85 (2022: £33.01; 2021: £27.59) for cash-settled options.

The weighted average British American Tobacco p.l.c. share price for ADS on the New York Stock Exchange at the date of exercise for share options exercised during the period relating to equity-settled Reynolds American LTIP awards was US\$39.39 (2022: US\$38.37; 2021: US\$35.93).

The outstanding shares for the year ended 31 December 2023 had a weighted average remaining contractual life of 1.5 years (2022: 1.8 years; 2021: 3.7 years) for the equity-settled scheme, 1.8 years for Reynolds American equity-settled scheme (2022: 1.80 years; 2021: 1.70 years) and 1.5 years (2022: 1.7 years; 2021: 4.1 years) for the cash-settled share-based payment arrangements.

(b) Deferred Share Bonus Scheme

Details of the movements for the equity- and cash-settled DSBS scheme during the years ended 31 December 2023 and 31 December 2022, were as follows:

	2023		2022	
	Equity-settled Number of options in thousands	Cash-settled Number of options in thousands	Equity-settled Number of options in thousands	Cash-settled Number of options in thousands
Outstanding at start of year	4,015	141	4,141	223
Granted during the period	1,675	211	1,616	85
Exercised during the period	(1,743)	(81)	(1,609)	(159)
Forfeited during the period	(96)	(10)	(133)	(8)
Outstanding at end of year	3,851	261	4,015	141
Exercisable at end of year	—	1	1	14

The weighted average British American Tobacco p.l.c. share price at the date of exercise for share options exercised during the financial year was £27.39 (2022: £32.20; 2021: £27.58) for equity-settled and £25.56 (2022: £32.50; 2021: £27.70) for cash-settled options.

The outstanding shares for the year ended 31 December 2023 had a weighted average remaining contractual life of 1.3 years (2022: 1.3 years; 2021: 1.3 years) for the equity-settled scheme and 1.3 years (2022: 1.1 years; 2021: 1.3 years) for the cash-settled scheme.

Valuation assumptions

Assumptions used in the Black-Scholes models to determine the fair value of share options at grant date were as follows:

	2023		2022	
	PSP & RSP	DSBS	PSP & RSP	DSBS
Expected volatility (%)	27.0	27.0	27.0	27.0
Average expected term to exercise (years)	3.0	3.0	3.0	3.0
Risk-free rate (%)	3.5	3.5	1.4	1.4
Expected dividend yield (%)	7.7	7.7	6.8	6.8
Share price at date of grant (£)	29.71	29.71	32.18	32.18
Fair value at grant date (£)*	23.15 / 23.61	23.61	27.46/26.28	26.28
Fair value at grant date (£)* - Management Board	20.46 / 23.61	23.61	24.8/26.28	26.28

Note:

* Where two figures have been quoted for the Long-Term Incentive Plan, the numbers relate to PSP and RSP awards, respectively.

Market condition features were incorporated into the Monte-Carlo models for the total shareholder return elements of the PSP, in determining fair value at grant date. Assumptions used in these models were as follows:

	2023 PSP	2022 PSP
Average share price volatility FMCG comparator group (%)	24	23
Average correlation FMCG comparator group (%)	29	31

Fair values determined from the Black-Scholes and Monte-Carlo models use assumptions revised at the end of each reporting period for cash-settled share-based payment arrangements.

The expected British American Tobacco p.l.c. share price volatility was determined taking account of the return index (the share price index plus the dividend reinvested) over a five-year period. The FMCG share price volatility and correlation was also determined over the same periods. The average expected term to exercise used in the models has been adjusted, based on management's best estimate, for the effects of non-transferability, exercise restrictions and behavioural conditions, forfeiture and historical experience.

The risk-free rate has been determined from market yield curves for government gilts with outstanding terms equal to the average expected term to exercise for each relevant grant. The expected dividend yield was determined by calculating the yield from the last two declared dividends divided by the grant share price.

In addition to these valuation assumptions, LTI awards, excluding RSP, contain earnings per share performance conditions. As these are non-market performance conditions they are not included in the determination of fair value of share options at the grant date, however, they are used to estimate the number of awards expected to vest. This payout calculation is based on expectations published in analysts' forecasts.

Financial Statements

Notes on Accounts

Continued

29 Group employees (revised¹)

The average number of persons employed by the Group and its associates during the year, including Directors, was 75,452 (2022: 77,951).

	2023 Number	2022 Number
U.S.	3,861	4,274
AME	32,948	34,162
APMEA	13,030	13,641
Subsidiary undertakings	49,839	52,077
Associates	25,613	25,874
	75,452	77,951

Note:

1. Effective from 2023, the Group revised its regional structure from four regions to three, with the comparator data provided on this revised basis.

Included within the employee numbers for AME are certain employees in the UK in respect of central functions. Some of the costs of these employees are allocated or charged to the various regions and markets in the Group.

30 Related party disclosures

The Group has a number of transactions and relationships with related parties, as defined in IAS 24 *Related Party Disclosures*, all of which are undertaken in the normal course of business. Transactions with CTBAT International Limited (a joint operation) are not included in these disclosures as the results are immaterial to the Group.

Intercompany transactions and balances are eliminated on consolidation and therefore are not disclosed.

Transactions and balances with associates relate mainly to the sale and purchase of cigarettes and tobacco leaf. The Group's share of dividends from associates, included in other income in the table below, was £559 million (2022: £438 million; 2021: £392 million).

	2023 £m	2022 £m	2021 £m
Transactions			
– revenue	523	494	524
– purchases	(178)	(190)	(123)
– other income	560	441	393
– other expenses	(6)	(1)	(6)
Amounts receivable at 31 December	48	51	48
Amounts payable at 31 December	(4)	(4)	(3)

In November 2023, the Group announced the signing of an agreement for a further investment in Organigram. At 31 December 2023, the proposed investment of CAD\$125 million (approximately £74 million) was subject to customary conditions, including necessary approvals by the shareholders of Organigram, which was given on 18 January 2024. On 24 January 2024, BAT made the first tranche investment of CAD\$42 million (£24 million), acquiring a further 12,893,175 common shares of Organigram at a price of CAD\$3.22 per share. Subject to certain conditions, the remaining 25,786,350 shares subscribed for shall be issued at the same price in two further equal tranches by the end of August 2024 and February 2025, respectively. Based on Organigram's outstanding share capital at the end of 2023, this investment will increase the Group's equity position from c.19% to c.45% (restricted to 30% voting rights) once all three tranches have been completed.

In addition, as mentioned in note 27, in 2023, the Group also acquired 20% of DeFloria for £8 million and increased its ownership in Steady State LLC (trading as Open Book Extracts) from 5.76% to 10.8% for £4 million. In October 2023, a further investment of £8 million was made in Steady State LLC by way of a convertible loan note.

During 2023, the Group acquired a further 1.31% in Hrvatski Duhani d.d., at a cost of less than £1 million, following the acquisitions in 2022 (3.3% at a cost of £1 million) and 2021 (2.7% at a cost of £1 million).

In 2022, as mentioned in note 27, the Group made a £32 million investment in exchange for 16% of Sanity Group GmbH and made a non-controlling investment in Steady State LLC for £4 million.

During 2022, the Group increased its ownership of a wholesale producer and distributor operating in the agriculture sector based in Uzbekistan, FE 'Samfruit' JSC to 45.40% for £1 million. In 2021, the Group increased its ownership to 42.61%, for £1 million.

In November 2022, the Group invested in Charlotte's Web via a convertible debenture of £48 million which is currently convertible into a non-controlling equity stake of approximately 19.9% (as explained in note 27(c)).

In 2021, the Group made a capital contribution in Brascuba Cigarrillos S.A. at a cost of £6 million. There was a capital reduction in CTBAT International Limited of approximately US\$171 million with funds remitted prorata to investors in 2021.

On 5 October 2021, PT Bentoel Internasional Investama Tbk (Bentoel) announced its intention to delist from the Indonesia Stock Exchange and go private by conducting a Voluntary Tender Offer (VTO). As part of this, in two phases in November and December 2021, the Group acquired an additional 0.2% of shares in Bentoel from independent shareholders at a cost of £4 million and terminated the total return swap (as explained in note 32).

As explained in note 15, in 2022 the Group provided a temporary liquidity facility to the main UK pension fund. As at 31 December 2023 this facility was undrawn.

The Group and Organigram also entered into a Product Development Collaboration Agreement following which a Centre of Excellence has been established to focus on developing the next generation of cannabis products with an initial focus on cannabidiol (CBD).

As a result of the implementation of the EU Single-Use Plastic Directive in certain EU countries, the Group, along with other tobacco manufacturers, established Producer Responsibility Organisations for the management of the Extended Producer Responsibility obligations relating to tobacco product butt filter waste collection. The costs incurred by the Group in relation to this waste disposal is included in note 6(l).

The key management personnel of British American Tobacco consist of the members of the Board of Directors of British American Tobacco p.l.c. and the members of the Management Board. No such person had any material interest during the year in a contract of significance (other than a service contract) with the Company or any subsidiary company. The term key management personnel in this context includes their close family members.

	2023 £m	2022 £m	2021 £m
The total compensation for key management personnel, including Directors, was:			
– salaries and other short-term employee benefits	17	19	18
– post-employment benefits	1	1	1
– share-based payments	13	17	16
	31	37	35

The following table, which is not part of IAS 24 disclosures, shows the aggregate emoluments of the Directors of the Company.

	Executive Directors			2023 £'000	2022 £'000	2021 £'000	Chair	Non-Executive Directors			2023 £'000	2022 £'000	2021 £'000	Total
	2023 £'000	2022 £'000	2021 £'000					2023 £'000	2022 £'000	2021 £'000				
Salary; fees; benefits; incentives														
– salary	1,644	2,129	2,119								1,644	2,129	2,119	
– fees				688	670	727	1,059	1,027	1,045		1,747	1,697	1,772	
– taxable benefits	395	449	420	17	59	55	31	78	2		443	586	477	
– short-term incentives	1,650	3,761	4,128								1,650	3,761	4,128	
– long-term incentives	1,371	7,888	3,399								1,371	7,888	3,399	
Sub-total	5,060	14,227	10,066	705	729	782	1,090	1,105	1,047		6,855	16,061	11,895	
Pension; other emoluments														
– pension	248	320	318								248	320	318	
– other emoluments	2	6	6								2	6	6	
Sub-total	250	326	324								250	326	324	
Total emoluments	5,310	14,553	10,390	705	729	782	1,090	1,105	1,047		7,105	16,387	12,219	

Financial Statements

Notes on Accounts

Continued

31 Contingent liabilities and financial commitments

1. The Group is subject to contingencies pursuant to requirements that it complies with relevant laws, regulations and standards.
2. Failure to comply could result in restrictions in operations, damages, fines, increased tax, increased cost of compliance, interest charges, reputational damage or other sanctions. These matters are inherently difficult to quantify. In cases where the Group has an obligation as a result of a past event existing at the balance sheet date, if it is probable that an outflow of economic resources will be required to settle the obligation and if the amount of the obligation can be reliably estimated, a provision will be recognised based on best estimates and management judgement.
3. There are, however, contingent liabilities in respect of litigation, taxes in some countries and guarantees for which no provisions have been made.

General Litigation Overview

4. There are a number of legal and regulatory actions, proceedings and claims against Group companies related to tobacco and New Category products that are pending in a number of jurisdictions. These proceedings include, among other things, claims for personal injury (both individual claims and class actions) and claims for economic loss arising from the treatment of smoking- and health-related diseases (such as medical recoupment claims brought by local governments).
5. The plaintiffs in these cases seek recovery on a variety of legal theories, including negligence, strict liability in tort, design defect, failure to warn, fraud, misrepresentation, violations of unfair and deceptive trade practices statutes, conspiracy, public nuisance, medical monitoring and violations of competition and antitrust laws. The plaintiffs seek various forms of relief, including compensatory and, where available, punitive damages, treble or multiple damages and statutory damages and penalties, creation of medical monitoring and smoking cessation funds, disgorgement of profits, attorneys' fees, and injunctive and other equitable relief.
6. Although alleged damages often are not determinable from a complaint, and the law governing the pleading and calculation of damages varies from jurisdiction to jurisdiction, compensatory and punitive damages have been specifically pleaded in a number of cases, sometimes in amounts ranging into the hundreds of millions and even hundreds of billions of sterling.
7. The Group has successfully managed tobacco-related litigation, and a very high percentage of the tobacco-related litigation claims brought against Group companies, including *Engle* progeny cases, continue to be dismissed at or before trial. Based on their experience in tobacco-related litigation and the strength of the defences available to them in such litigation, the Group's companies believe that their successful defence of tobacco-related litigation in the past will continue in the future.
8. It is the policy of the Group to defend tobacco-related litigation claims vigorously; generally, Group companies do not settle such claims. However, Group companies may enter into settlement discussions in certain cases, if they believe it is in their best interests to do so. Exceptions to this approach include, but are not limited to, actions taken pursuant to 'offer of judgment' statutes and Filter Cases, as defined below. An 'offer of judgment,' if rejected by the plaintiff, preserves the Group's right to recover attorneys' fees under certain statutes in the event of a verdict favourable to the Group. Such offers are sometimes made through court-ordered mediations. Other settlements by Group companies include the State Settlement Agreements (as defined in paragraph 39 below), the funding by various tobacco companies of a US\$5.2 billion (approximately £4.1 billion) trust fund contemplated by the Master Settlement Agreement (as described in paragraph 39 below) to benefit tobacco growers, the original *Broin* flight attendant case (as described in paragraph 38, note 31(o) below), and most of the *Engle* progeny cases pending in U.S. federal court (as described in paragraph 27 et seq. below), after the initial docket of over 4,000 such cases was reduced to approximately 400 cases. The Group believes that the circumstances surrounding these claims are readily distinguishable from the current categories of tobacco-related litigation claims involving Group companies.
9. Although the Group intends to defend all pending cases vigorously, and believes that the Group's companies have valid bases for appeals of adverse verdicts and valid defences to all actions, and that an outflow of resources related to any individual case is not considered probable, litigation is subject to many uncertainties, and, generally, it is not possible to predict the outcome of any particular litigation pending against Group companies, or to reasonably estimate the amount or range of any possible loss. Furthermore, a number of political, legislative, regulatory and other developments relating to the tobacco industry and cigarette smoking have received wide media attention. These developments may negatively affect the outcomes of tobacco-related legal actions and encourage the commencement of additional similar litigation. Therefore, the Group does not provide estimates of the financial effect of the contingent liabilities represented by such litigation, as such estimates are not practicable.
10. The following table lists the categories of the tobacco-related actions pending against Group companies as at 31 December 2023 and the increase or decrease from the number of cases pending against Group companies as at 31 December 2022. Details of the quantum of past judgments awarded against Group companies, the majority of which are under appeal, are also identified along with any settlements reached during the relevant period. Given the volume and more active nature of the *Engle* progeny cases and the Filter Cases in the U.S. described below, and the fluctuation in the number of such cases and amounts awarded from year to year, the Group presents judgment or settlement figures for these cases on a three-year basis. Where no quantum is identified, either no judgment has been awarded against a Group company, or where a verdict has been reached no quantification of damages has been given, or no settlement has been entered into. Further details on the judgments, damages quantification and settlements are included within the case narratives below. For a discussion of the non-tobacco related litigation pending against the Group, see note 31, paragraph 81, et seq.

Case Type	Notes	Case Numbers as at 31 December 2023 (note 31(a))	Case Numbers as at 31 December 2022 (note 31(a))	Change in Number Increase/(decrease)
U.S. tobacco-related actions				
Medical reimbursement cases	31(b)	2	2	No change
Class actions	31(c)	19	20	(1)
Individual smoking and health cases	31(d)	202	206	(4)
<i>Engle</i> Progeny Cases	31(e)	305	665	(360)
<i>Broin II</i> Cases	31(f)	1,171	1,183	(12)
Filter Cases	31(g)	35	46	(11)
State Settlement Agreements – Enforcement and Validity	31(h)	4	1	3
Non-U.S. tobacco-related actions				
Medical reimbursement cases		18	18	No change
Class actions	31(i)	12	12	No change
Individual smoking and health cases	31(j)	54	51	3

(Note 31(a)) This includes cases to which the Reynolds American Inc. (Reynolds American) group companies were a party at such date.

(Note 31(b)) This category of cases includes the Department of Justice action. See note 31, paragraphs 20-23.

(Note 31(c)) See note 31, paragraphs 24-36.

(Note 31(d)) See note 31, paragraphs 37-38.

(Note 31(e)) See note 31, paragraphs 27-36.

(Note 31(f)) See note 31, paragraph 38.

(Note 31(g)) See note 31, paragraph 38.

(Note 31(h)) See note 31, paragraphs 39-54.

(Note 31(i)) Outside the United States, there were 12 class actions being brought against Group companies as at 31 December 2023. These include class actions in the following jurisdictions: Canada (11) and Venezuela (one). For a description of the Group companies' non-U.S. class actions, see note 31, paragraphs 67-79. For a description of the Quebec Class Actions, see note 31, paragraph 73. All of the class actions in Canada are currently stayed pursuant to a court order. See note 31, paragraph 57.

(Note 31(j)) As at 31 December 2023, the jurisdictions with the most active individual cases against Group companies were, in descending order: Chile (17), Brazil (15), Italy (eight), Canada (five), Argentina (five) and Ireland (two). There were a further two jurisdictions with one active case only. For further information, see note 31, paragraph 80.

11. Certain terms and phrases used in this note 31 may require some explanation.

- 'Judgment' or 'final judgment' refers to the final decision of the court resolving the dispute and determining the rights and obligations of the parties. At the trial court level, for example, a final judgment generally is entered by the court after a jury verdict and after post-verdict motions have been decided. In most cases, the losing party can appeal a verdict only after a final judgment has been entered by the trial court.
- 'Damages' refers to the amount of money sought by a plaintiff in a complaint, or awarded to a party by a jury or, in some cases, by a judge. 'Compensatory damages' are awarded to compensate the prevailing party for actual losses suffered, if liability is proved. In cases in which there is a finding that a defendant has acted wilfully, maliciously or fraudulently, generally based on a higher burden of proof than is required for a finding of liability for compensatory damages, a plaintiff also may be awarded 'punitive damages'. Although damages may be awarded at the trial court stage, a losing party may be protected from paying any damages until all appellate avenues have been exhausted by posting a supersedeas bond. The amount of such a bond is governed by the law of the relevant jurisdiction and generally is set at the amount of damages plus some measure of statutory interest, modified at the discretion of the appropriate court or subject to limits set by a court or statute.
- 'Settlement' refers to certain types of cases in which cigarette manufacturers, including R. J. Reynolds Tobacco Co. (RJRT), Brown & Williamson Tobacco Corporation (now known as Brown & Williamson Holdings, Inc.) (B&W), and Lorillard Tobacco Company (Lorillard Tobacco), have agreed to resolve disputes with certain plaintiffs without resolving the cases through trial.
- All sums set out in note 31 have been converted to GBP and US\$ using the following end closing rates applicable for 31 December 2023, which differ from the rates at the time any related provision was recorded on the balance sheet: GBP 1 to US\$ 1.2748, GBP 1 to CAD\$ 1.6810, GBP 1 to EGP (Egyptian Pound) 39.4232, GBP 1 to EUR 1.1540, GBP 1 to BRL 6.1925 (Brazilian Real), GBP 1 to AOA 1,072.9660 (Angolan Kwanza), GBP 1 to ARS 1,030.6707 (Argentine Peso), GBP 1 to MZN 81.4087 (Mozambican Metical), GBP 1 to NGN 1,144.1330 (Nigerian Naira), GBP 1 to KRW 1,641.8100 (South Korean Won), GBP 1 to HRK 8.6950 (Croatian Kuna), GBP 1 to JPY 179.7213 (Japanese Yen), GBP 1 to SAR 4.7805 (Saudi Riyal), and GBP 1 to TRY 37.6499 (Turkish Lira). In addition, due to the adoption of the euro by the Croatian State, the European Central Bank has set a conversion rate of EUR to HRK on 1 January 2023 as 1 EUR to HRK 7.5345 (Croatian Kuna).

Financial Statements

Notes on Accounts

Continued

U.S. Tobacco Litigation

12. Group companies, notably RJRT (individually and as successor by merger to Lorillard Tobacco) and B&W as well as other leading cigarette manufacturers, are defendants in a number of product liability cases. In a number of these cases, the amounts of compensatory and punitive damages sought are significant.
13. The total number of U.S. tobacco product liability cases pending as at 31 December 2023 involving RJRT, B&W and/or Lorillard Tobacco was approximately 1,748.
14. Since many of these pending cases seek unspecified damages, it is not possible to quantify the total amounts being claimed, but the aggregate amounts involved in such litigation are significant, possibly totalling billions of US dollars. The cases fall into four broad categories: medical reimbursement cases; class actions; individual cases; and other claims.
15. RJRT (individually and as successor by merger to Lorillard Tobacco), American Snuff Co., Santa Fe Natural Tobacco Company, Inc. (SFNTC), R.J. Reynolds Vapor Company (RJR Vapor), Reynolds American, Lorillard Inc., other Reynolds American affiliates and indemnitees, including but not limited to B&W (collectively, the Reynolds Defendants), believe that they have valid defences to the tobacco-related litigation claims against them, as well as valid bases for appeal of adverse verdicts against them. The Reynolds Defendants have, through their counsel, filed pleadings and memoranda in pending tobacco-related litigation that set forth and discuss a number of grounds and defences that they and their counsel believe have a valid basis in law and fact.
16. Scheduled trials. Trial schedules are subject to change, and many cases are dismissed before trial. In the U.S., there are 44 cases, exclusive of *Engle* progeny cases, scheduled for trial as at 31 December 2023 through 31 December 2024, for the Reynolds Defendants: 33 individual smoking and health cases, nine Filter Cases, one class action case and one other case. There are also approximately 28 *Engle* progeny cases against RJRT (individually and as successor to Lorillard Tobacco) and B&W scheduled for trial through 31 December 2024. It is not known how many of these cases will actually be tried.
17. Trial results. From 1 January 2021 through 31 December 2023, 58 trials occurred in individual smoking and health, *Engle* progeny, and patent cases in which the Reynolds Defendants were defendants, including 11 where mistrials were declared. Verdicts in favour of the Reynolds Defendants and, in some cases, other defendants, were returned in 15 cases, tried in Florida (eight), Oregon (one), Massachusetts (four), Illinois (one) and District of Columbia (one). Verdicts in favour of the plaintiffs were returned in 32 cases, tried in Florida (23), Massachusetts (three), New Mexico (two), Oregon (two), Virginia (one) and North Carolina (one). Two of the cases (in Florida) were dismissed during trial. One of the cases (in Florida) was a punitive damages re-trial that was retried twice (the first retrial resulted in a plaintiff verdict; the second retrial resulted in a defense verdict).

(a) Medical Reimbursement Cases

18. These civil actions seek to recover amounts spent by government entities and other third-party providers on healthcare and welfare costs claimed to result from illnesses associated with smoking.
19. As at 31 December 2023, one U.S. medical reimbursement suit (*Crow Creek Sioux Tribe v. American Tobacco Co.*, filed in 1997) was pending against RJRT, B&W and Lorillard Tobacco in a Native American tribal court in South Dakota. The plaintiffs seek to recover actual and punitive damages, restitution, funding of a clinical cessation programme, and disgorgement of unjust profits from sales to minors. There has been no recent activity in this case, and no other medical reimbursement suits are pending against these companies by county or other political subdivisions of the states.

U.S. Department of Justice Action

20. On 22 September 1999, the U.S. Department of Justice (DOJ) brought an action in the U.S. District Court for the District of Columbia against various industry members, including RJRT, B&W, Lorillard Tobacco, B.A.T Industries p.l.c. (Industries) and Investments (*United States v. Philip Morris USA Inc.*). The DOJ initially sought (i) recovery of certain federal funds expended in providing health care to smokers who developed alleged smoking-related diseases and (ii) equitable relief under the civil provisions of the Racketeer Influenced and Corrupt Organizations Act (RICO), including (a) disgorgement of roughly US\$280 billion (approximately £219.6 billion) in profits allegedly earned from a purported racketeering 'enterprise' - a remedy the U.S. Court of Appeals for the DC Circuit ruled in February 2005 was not available - and (b) certain 'corrective communications'. In September 2000, the district court dismissed Industries for lack of personal jurisdiction and dismissed the health care cost recovery claims.
21. After a roughly nine-month non-jury trial of the remaining RICO claims, the district court issued its Final Judgment and Remedial Order (the Remedial Order) on 17 August 2006. That order found certain defendants, including RJRT, B&W, Lorillard Tobacco and Investments, had violated RICO, imposed financial penalties and enjoined the defendants from committing future racketeering acts, participating in certain trade organisations, making misrepresentations concerning smoking and health and youth marketing, and using certain brand descriptors such as 'low tar', 'light', 'ultra-light', 'mild' and 'natural'. The Remedial Order also required the defendants to issue 'corrective communications' on five subjects, including smoking and health and addiction, and to comply with further undertakings, including maintaining websites of historical corporate documents and disseminating certain marketing information on a confidential basis to the government. In addition, the district court placed restrictions on the defendants' ability to dispose of certain assets for use in the United States, unless the transferee agrees to abide by the terms of the district court's order.

22. The parties appealed and cross-appealed and, on 22 May 2009, the DC Circuit affirmed the district court's RICO liability judgment but vacated the Remedial Order in part and remanded for further factual findings and clarification as to whether liability should be imposed against B&W, based on changes in the nature of B&W's business operations (including the extent of B&W's control over tobacco operations). The DC Circuit also remanded three other discrete issues relating to the injunctive remedies, including for the district court 'to reformulate' the injunction on the use of low-tar descriptors 'to exempt foreign activities that have no substantial, direct, and foreseeable domestic effects,' and for the district court to evaluate whether corrective communications could be required at point-of-sale displays (which requirement the DC Circuit vacated). On 28 June 2010, the U.S. Supreme Court denied the parties' petitions for further review.
23. On 22 December 2010, the district court dismissed B&W from the litigation. Due to intervening changes in controlling law, on 28 March 2011, the district court ruled that the Remedial Order no longer applied to Investments prospectively, and for this reason, Investments would not have to comply with any of the remaining injunctive remedies. In November 2012, the district court entered an order setting forth the text of the corrective statements and directed the parties to engage in discussions with the Special Master to implement them. After various proceedings and appeals, the district court in October 2017 ordered RJRT and the other U.S. tobacco company defendants to fund the publication of compelled public statements in various U.S. media outlets, including in newspapers, on television, on the companies' websites, and in inserts on cigarette packaging. The compelled public statements in newspapers and on television were completed in 2018 and in package inserts in mid-2020. The compelled public statements now also appear on RJRT websites. The final issue regarding corrective statements was their display at retail point of sale. On 6 December 2022, the district court entered a consent order requiring the tobacco company defendants to have the compelled public statements posted at retail point of sale. Installation of the statements began in July 2023, and the statements will remain in stores through June 2025.

(b) Class Actions

24. As at 31 December 2023, RJRT, B&W and Lorillard Tobacco were named as defendants in one action asserting claims on behalf of putative classes of persons allegedly injured or financially impacted by their smoking, and Reynolds American, RJRT, and SFNTC (a subsidiary of Reynolds American) were named in 17 putative class actions relating to the use of the words 'natural', '100% additive-free' or 'organic' in Natural American Spirit (NAS) brand advertising and promotional materials. If the classes are or remain certified, separate trials may be needed to assess individual plaintiffs' damages. Among the pending class actions, 16 specified the amount of the claim in the complaint and alleged that the plaintiffs were seeking in excess of US\$5 million (approximately £3.9 million) and one alleged that the plaintiffs were seeking less than US\$75,000 (approximately £58,823) per class member plus unspecified punitive damages.

No Additive/Natural/Organic Claim Cases

25. A total of 17 pending putative class actions were filed in nine U.S. federal district courts against Reynolds American, RJRT, and SFNTC, which cases generally allege, in various combinations, violations of state deceptive and unfair trade practice statutes, and claim state common law fraud, negligent misrepresentation, and unjust enrichment based on the use of descriptors such as 'natural', 'organic' and '100% additive-free' in the marketing, labelling, advertising, and promotion of SFNTC's NAS brand cigarettes. In these actions, the plaintiffs allege that the use of these terms suggests that NAS brand cigarettes are less harmful than other cigarettes and, for that reason, violated state consumer protection statutes or amounted to fraud or a negligent or intentional misrepresentation. The actions seek various categories of recovery, including economic damages, injunctive relief (including medical monitoring and cessation programmes), interest, restitution, disgorgement, treble and punitive damages, and attorneys' fees and costs. In April 2016, the U.S. Judicial Panel on Multidistrict Litigation (JPML) consolidated the 16 cases pending at that time for pre-trial purposes before a federal district court in New Mexico, and a later-filed case was transferred there for pre-trial purposes in 2018. On 21 December 2017, that court granted the defendants' motion to dismiss in part, dismissing a number of claims with prejudice, and denied it in part. The district court conducted a five-day hearing on the motion for class certification and on the motion challenging the admissibility of expert opinion testimony in December 2020. On 1 September 2023, the district court entered an order certifying a subset of the plaintiffs' proposed classes covering purchasers of NAS menthol cigarettes in six states and declining to certify the other proposed classes. The defendants and plaintiffs both appealed from that order to the U.S. Court of Appeals for the Tenth Circuit. Briefing in that court is scheduled to be completed in July 2024.

Other Putative Class Actions

26. *Young v. American Tobacco Co.* is a putative class action filed in November 1997 in the Circuit Court, Orleans Parish, Louisiana against various U.S. cigarette manufacturers, including RJRT, B&W, Lorillard Tobacco and certain parent companies. This action was brought on behalf of a putative class of Louisiana residents who, though not themselves cigarette smokers, have been exposed to second-hand smoke from cigarettes manufactured by the defendants, and who allegedly suffered injury as a result of that exposure. The action seeks an unspecified amount of compensatory and punitive damages. In March 2016, the court entered an order staying the case, including all discovery, pending the completion of an ongoing smoking cessation programme ordered by the court in a now-concluded Louisiana state court certified class action, *Scott v. American Tobacco Co.*

Financial Statements

Notes on Accounts

Continued

Engle Class Action and Engle Progeny Cases (Florida)

27. In July 1998, trial began in *Engle v. R. J. Reynolds Tobacco Co.*, a then-certified class action filed in Circuit Court, Miami-Dade County, Florida, against U.S. cigarette manufacturers, including RJRT, B&W, Lorillard Tobacco and Lorillard Inc. The then-certified class consisted of Florida citizens and residents, and their survivors, who suffered from smoking-related diseases that first manifested between 5 May 1990, and 21 November 1996, and were caused by an addiction to cigarettes. In July 1999, the jury in this Phase I found against RJRT, B&W, Lorillard Tobacco, Lorillard Inc. and the other defendants on common issues relating to the defendants' conduct, general causation, the addictiveness of cigarettes, and entitlement to punitive damages.
28. In July 2000, the jury in Phase II awarded the class a total of approximately US\$145 billion (approximately £113.7 billion) in punitive damages, apportioned US\$36.3 billion (approximately £28.5 billion) to RJRT, US\$17.6 billion (approximately £13.8 billion) to B&W, and US\$16.3 billion (approximately £12.8 billion) to Lorillard Tobacco and Lorillard Inc. The three class representatives in the *Engle* class action were awarded US\$13 million (approximately £10.2 million) in compensatory damages.
29. This decision was appealed and ultimately resulted in the Florida Supreme Court in December 2006 decertifying the class and allowing judgments entered for only two of the three *Engle* class representatives to stand and setting aside the punitive damages award. The court preserved certain of the jury's Phase I findings, including that cigarettes can cause certain diseases, nicotine is addictive, and defendants placed defective cigarettes on the market, breached duties of care, concealed health-related information and conspired. Putative *Engle* class members were permitted to file individual lawsuits, deemed '*Engle* progeny cases', against the *Engle* defendants, within one year of the Supreme Court's decision (subsequently extended to 11 January 2008).
30. During 2015, RJRT and Lorillard Tobacco, together with Philip Morris USA Inc. (PM USA), settled virtually all of the *Engle* progeny cases then pending against them in federal district court. The total amount of the settlement was US\$100 million (approximately £78.4 million) divided as follows: RJRT US\$42.5 million (approximately £33.3 million); PM USA US\$42.5 million (approximately £33.3 million); and Lorillard Tobacco US\$15 million (approximately £11.8 million). The settlement covered more than 400 federal *Engle* progeny cases but did not cover 12 federal progeny cases previously tried to verdict and then pending on post-trial motions or appeal, and two federal progeny cases filed by different lawyers from the ones who negotiated the settlement for the plaintiffs.
31. As at 31 December 2023, there were approximately 305 *Engle* progeny cases pending in which RJRT, B&W and/or Lorillard Tobacco have all been named as defendants and served. These cases include claims by or on behalf of 380 plaintiffs. In addition, as at 31 December 2023, RJRT was aware of five additional *Engle* progeny cases that have been filed but not served. The number of pending cases fluctuates for a variety of reasons, including voluntary and involuntary dismissals. Voluntary dismissals include cases in which a plaintiff accepts an 'offer of judgment' from RJRT and/or RJRT's affiliates and indemnitees. An offer of judgment, if rejected by the plaintiff, preserves the offering party's right to seek attorneys' fees under Florida law in the event of a favourable verdict. Such offers are sometimes made through court-ordered mediations.
32. 35 trials occurred in *Engle* progeny cases in Florida state and federal courts against RJRT, B&W and/or Lorillard Tobacco from 1 January 2021 through 31 December 2023, and additional state court trials are scheduled for 2024.
33. The following chart identifies the number of trials in *Engle* progeny cases as at 31 December 2023 and additional information about the adverse judgments entered:

Trials/verdicts/judgments of individual *Engle* progeny cases from 1 January 2021 through 31 December 2023:

Total number of trials	35
Number of trials resulting in plaintiffs' verdicts	20*
Total damages awarded in final judgments against RJRT	US\$81,492,000 (approximately £64 million)
Amount of overall damages comprising 'compensatory damages' (approximately)	US\$58,427,000 (of overall US\$81,492,000) (approximately £46 million of £64 million)
Amount of overall damages comprising 'punitive damages' (approximately)	US\$23,065,000 (of overall US\$81,492,000) (approximately £18 million of £64 million)

Note:

* Of the 20 trials resulting in plaintiffs' verdicts 1 January 2021 to 31 December 2023 (note 31(k)):

Number of adverse judgments appealed by RJRT (note 31(l))	14
Number of adverse judgments, in which RJRT still has time to file an appeal	0
Number of adverse judgments in which an appeal was not, and can no longer be, sought	6

(Note 31(k)) The 35 trials include two cases that were tried twice (*Rutkowski v. R. J. Reynolds Tobacco Co.* and *Miller v R. J. Reynolds Tobacco Co.*). In each case, the first trial resulted in mistrial, while the second resulted in a verdict for the plaintiff. The 35 trials also include one trial that resulted in a plaintiff verdict and a new trial was ordered, but the case was resolved and later dismissed (*Leidinger v. R. J. Reynolds Tobacco Co.*), and two punitive damages retrials for the same case (*Ledo v R. J. Reynolds Tobacco Co.*).

(Note 31(l)) Of the 14 adverse verdicts appealed by RJRT as a result of judgments arising in the period 1 January 2021 to 31 December 2023:

- six appeals remain undecided in the District Courts of Appeal;
- two judgments were affirmed and paid;
- one judgment was reversed and remanded for new trial on the plaintiff's entitlement to punitive damages;
- one judgment was affirmed and review of the Florida Supreme Court not sought; and
- there were four appeals in which the cases were resolved and the appeals dismissed.

34. By statute, Florida applies a US\$200 million (approximately £156.9 million) bond cap to all *Engle* progeny cases in the aggregate. Individual bond caps for any given *Engle* progeny case vary depending on the number of judgments in effect at a given time. Judicial attempts by several plaintiffs in the *Engle* progeny cases to challenge the bond cap as violating the Florida Constitution have failed. In addition, bills have been introduced in sessions of the Florida legislature that would eliminate the *Engle* progeny bond cap, but those bills have not been enacted as at 31 December 2023.
35. In 2023, RJRT paid judgments in eight *Engle* progeny cases. Those payments totalled approximately US\$38.5 million (approximately £30.2 million) in compensatory or punitive damages. Additional costs were paid in respect of attorneys' fees and statutory interest.
36. In addition, accruals for damages and attorneys' fees and statutory interest for three cases (*Konzelman v. R. J. Reynolds Tobacco Co.*, *Blackwood v. R. J. Reynolds Tobacco Co.*, *Spurlock v. R. J. Reynolds Tobacco Co.*), four resolution bundles and interest and attorneys' fees in the *John Long v. R. J. Reynolds Tobacco Co.* case were recorded in Reynolds American's consolidated balance sheet as at 31 December 2023 to the value of approximately US\$22.9 million (approximately £18.0 million).

(c) Individual Cases

37. As at 31 December 2023, 202 individual cases were pending in the United States against RJRT, B&W and/or Lorillard Tobacco. This category of cases includes smoking and health cases alleging personal injuries caused by tobacco use or exposure brought by or on behalf of individual plaintiffs based on theories of negligence, strict liability in tort, design defect, failure to warn, fraud, misrepresentation, breach of express or implied warranty, violations of state deceptive trade practices or consumer protection statutes, and conspiracy. The plaintiffs seek to recover compensatory damages, attorneys' fees and costs, and punitive damages. The category does not include the *Engle* progeny cases, *Broin* II cases, and Filter Cases discussed above and below. Two of the individual cases are brought by or on behalf of an individual or his/her survivors alleging personal injury as a result of exposure to Environmental Tobacco Smoke (ETS).
38. The following chart identifies the number of individual cases pending as at 31 December 2023 as against the number pending as at 31 December 2022, along with the number of *Engle* progeny cases, *Broin* II cases, and Filter Cases, which are discussed further below.

Case Type	U.S. Case Numbers 31 December 2023	U.S. Case Numbers 31 December 2022	Change in Number Increase / (Decrease)
Individual Smoking and Health Cases (note 31(m))	202	206	(4)
<i>Engle</i> Progeny Cases (Number of Plaintiffs) (note 31(n))	305 (380)	665 (838)	(360) (458)
<i>Broin</i> II Cases (note 31(o))	1,171	1,183	(12)
Filter Cases (note 31(p))	35	46	(11)

(Note 31(m)) Out of the 202 pending individual smoking and health cases, five have received adverse verdicts or judgments in the court of first instance or on appeal, and the total amount of those verdicts or judgments is approximately US\$248.7 million (approximately £195.1 million), of which \$200 million (approximately £157 million) is the result of the jury's verdict in the *Treniece Jones v. R. J. Reynolds Tobacco Co.* case, from which RJRT will have the right to appeal following post-trial motions.

(Note 31(n)) The number of *Engle* progeny cases will fluctuate as cases are dismissed or if any of the dismissed cases are appealed. Please see earlier table in paragraph 33.

(Note 31(o)) *Broin v. Philip Morris, Inc.* was a class action filed in Circuit Court in Miami-Dade County, Florida in 1991 and brought on behalf of flight attendants alleged to have suffered from diseases or ailments caused by exposure to ETS in airplane cabins. In October 1997, RJRT, B&W, Lorillard Tobacco and other cigarette manufacturer defendants settled *Broin*, agreeing to pay a total of US\$300 million (approximately £235 million) in three annual US\$100 million (approximately £78.4 million) instalments, allocated among the companies by market share, to fund research on the early detection and cure of diseases associated with tobacco smoke. It also required those companies to pay a total of US\$49 million (approximately £38.4 million) for the plaintiffs' counsel's fees and expenses. RJRT's portion of these payments was approximately US\$86 million (approximately £67.5 million); B&W's was approximately US\$57 million (approximately £44.7 million); and Lorillard Tobacco's was approximately US\$31 million (approximately £24.3 million). The settlement agreement, among other things, limits the types of claims class members may bring and eliminates claims for punitive damages. The settlement agreement also provides that, in individual cases by class members that are referred to as *Broin* II lawsuits, the defendants will bear the burden of proof with respect to whether ETS can cause certain specifically enumerated diseases, referred to as 'general causation'. With respect to all other liability issues, including whether an individual plaintiff's disease was caused by his or her exposure to ETS in airplane cabins, referred to as 'specific causation', individual plaintiffs will bear the burden of proof. On 7 September 1999, the Florida Supreme Court approved the settlement. There have been no *Broin* II trials since 2007. There have been periodic efforts to activate cases and the Group expects this to continue over time.

(Note 31(p)) Includes claims brought against Lorillard Tobacco and Lorillard Inc. by individuals who seek damages resulting from their alleged exposure to asbestos fibres that were incorporated into filter material used in one brand of cigarettes manufactured by a predecessor to Lorillard Tobacco for a limited period of time ending more than 60 years ago. Pursuant to a 1952 agreement between P. Lorillard Company and H&V Specialties Co., Inc. (the manufacturer of the filter material), Lorillard Tobacco is required to indemnify Hollingsworth & Vose for legal fees, expenses, judgments and resolutions in cases and claims alleging injury from finished products sold by P. Lorillard Company that contained the filter material. As at 31 December 2023, Lorillard Tobacco and/or Lorillard Inc. was a defendant in 35 Filter Cases. Since 1 January 2021, Lorillard Tobacco and RJRT have paid, or have reached agreement to pay, a total of approximately US\$21.5 million (approximately £17 million) in settlements to resolve 88 Filter Cases.

Financial Statements

Notes on Accounts

Continued

(d) State Settlement Agreements

39. In November 1998, the major U.S. cigarette manufacturers, including RJRT, B&W and Lorillard Tobacco, entered into the Master Settlement Agreement (MSA) with attorneys general representing 46 U.S. states, the District of Columbia and certain U.S. territories and possessions. These cigarette manufacturers previously settled four other cases, brought on behalf of Mississippi, Florida, Texas and Minnesota, by separate agreements with each state (collectively and with the MSA, the 'State Settlement Agreements').
40. These State Settlement Agreements settled all health care cost recovery actions brought by, or on behalf of, the settling jurisdictions; released the defending major U.S. cigarette manufacturers from various additional present and potential future claims; imposed future payment obligations in perpetuity on RJRT, B&W, Lorillard Tobacco and other major U.S. cigarette manufacturers; and placed significant restrictions on their ability to market and sell cigarettes and smokeless tobacco products. In accordance with the MSA, various tobacco companies agreed to fund a US\$5.2 billion (approximately £4.1 billion) trust fund to be used to address the possible adverse economic impact of the MSA on tobacco growers.
41. RJRT and SFNTC are subject to the substantial payment obligations under the State Settlement Agreements. Payments under the State Settlement Agreements are subject to various adjustments for, among other things, the volume of cigarettes sold, relative market share, operating profit and inflation. Reynolds American's operating subsidiaries' expenses and payments under the State Settlement Agreements for 2020, 2021, 2022 and 2023 and the projected expenses and payments for 2024 and onwards are set forth below (in millions of US dollars) :

	2020	2021	2022	2023	2024	2025 and thereafter
Settlement expenses	\$3,572	\$3,420	\$2,951	\$2,516		
Settlement cash payments	\$2,848	\$3,744	\$3,129	\$2,874		
Projected settlement expenses					>\$2,100	>\$2,100
Projected settlement cash payments					>\$2,500	>\$2,100

Note:

- * Subject to adjustments for changes in sales volume, inflation, operating profit and other factors. Payments are allocated among the companies on the basis of relative market share or other methods.

42. The State Settlement Agreements have materially adversely affected RJRT's shipment volumes. Reynolds American believes that these settlement obligations may materially adversely affect the results of operations, cash flows or financial position of Reynolds American and RJRT in future periods. The degree of the adverse impact will depend, among other things, on the rate of decline in U.S. cigarette sales in the premium and value categories, RJRT's share of the domestic premium and value cigarette categories, and the effect of any resulting cost advantage of manufacturers not subject to the State Settlement Agreements.
43. In addition, the MSA includes an adjustment that potentially reduces the annual payment obligations of RJRT, Lorillard Tobacco and the other signatories to the MSA, known as 'Participating Manufacturers' (PMs). Certain requirements, collectively referred to as the 'Adjustment Requirements', must be satisfied before the Non-Participating Manufacturers (NPM) Adjustment for a given year is available: (i) an Independent Auditor must determine that the PMs have experienced a market share loss, beyond a triggering threshold, to those manufacturers that do not participate in the MSA (such non-participating manufacturers being referred to as NPMs); and (ii) in a binding arbitration proceeding, a firm of independent economic consultants must find that the disadvantages of the MSA were a significant factor contributing to the loss of market share. This finding is known as a significant factor determination.
44. When the Adjustment Requirements are satisfied, the MSA provides that the NPM Adjustment applies to reduce the annual payment obligation of the PMs. However, an individual settling state may avoid its share of the NPM Adjustment if it had in place and diligently enforced during the entirety of the relevant year a 'Qualifying Statute' that imposes escrow obligations on NPMs that are comparable to what the NPMs would have owed if they had joined the MSA. In such event, the state's share of the NPM Adjustment is reallocated to other settling states, if any, that did not have in place and diligently enforce a Qualifying Statute.
45. RJRT, Lorillard Tobacco and SFNTC are or were involved in the NPM Adjustment proceedings concerning the years 2003 to 2020. In 2012, RJRT, Lorillard Tobacco, and SFNTC entered into an agreement (the Term Sheet) with certain settling states that resolved accrued and future NPM adjustments. After an arbitration panel ruled in September 2013 that six states had not diligently enforced their qualifying statutes in the year 2003, additional states joined the Term Sheet. RJRT executed the NPM Adjustment Settlement Agreement on 25 September 2017 (which incorporated the Term Sheet). Since the NPM Adjustment Settlement Agreement was executed, an additional 12 states have joined. The arbitration panels ruled in September 2021 that two states had not diligently enforced their qualifying statutes in the year 2004. In September 2022, a panel ruled that an additional state, New Mexico, had not diligently enforced its qualifying statute in the year 2004. On 30 August, 2023, the New Mexico District Court vacated this decision. A notice of appeal was filed on 27 September 2023. In December 2023, a panel ruled that an additional state had not diligently enforced its qualifying statute in the years 2005, 2006 and 2007. NPM proceedings are ongoing and could result in further reductions of the companies' MSA-related payments.
46. On 18 January 2017, the State of Florida filed a motion to join Imperial Tobacco Group, PLC (ITG) as a defendant and to enforce the Florida State Settlement Agreement, which motion sought payment under the Florida State Settlement Agreement of approximately US\$45 million (approximately £35.3 million) with respect to the four brands (Winston, Salem, Kool and Maverick) that were sold to ITG in the divestiture of certain assets, on 12 June 2015, by subsidiaries or affiliates of Reynolds American and Lorillard, to a wholly owned subsidiary of Imperial Brands plc (the Divestiture), referred to as the 'Acquired Brands'. The motion also claimed future annual losses of approximately US\$30 million per year (approximately £23.5 million) absent the court's enforcement of the Florida State Settlement Agreement. The State's motion sought, among other things, an order declaring that RJRT and ITG are in breach of the Florida Settlement Agreement and are required, jointly and severally, to make annual payments to the State under the Florida State Settlement Agreement with respect to the Acquired Brands. By order dated 30 March 2017, ITG was joined into the enforcement action. In addition, on 18 January 2017, PM USA filed a motion to enforce the Florida State Settlement Agreement asserting, among other things, that RJRT and ITG breached that agreement by failing to make settlement payments as to the Acquired Brands, which PM USA asserts improperly shifted settlement payment obligations to PM USA.

47. After a bench trial, on 27 December 2017 the court entered an order holding RJRT (not ITG) liable for annual settlement payments for the Acquired Brands, finding that ITG did not assume liability for annual settlement payments related to the Acquired Brands under the terms of the asset purchase agreement relating to the Divestiture. The court declined to enter final judgment until after resolution of the dispute between RJRT and PM USA regarding PM USA's assertion that the settlement payment obligations have been improperly shifted to PM USA. On 15 August 2018, the court entered a final judgment in the action (the Final Judgment). As a result of the Final Judgment, PM USA's challenge to RJRT's accounting assumptions related to the Acquired Brands was rendered moot, subject to reinstatement if ITG joins the Florida State Settlement Agreement or if the Final Judgment is reversed. On 29 August 2018, RJRT filed a notice of appeal on the Final Judgment. On 7 September 2018, PM USA filed a notice of appeal with respect to the court's ruling as to ITG. These appeals were consolidated pursuant to RJRT's motion on 1 October 2018. On 29 July 2020, Florida's Fourth District Court of Appeal affirmed the Final Judgment. On 12 August 2020, RJRT filed a motion for rehearing or for certification to the Florida Supreme Court of the 29 July 2020 decision. RJRT posted a total bond in the amount of US\$187.8 million (approximately £147.3 million) for its appeal. RJRT's motion for rehearing or certification to the Florida Supreme Court was denied on 18 September 2020 and its motion for review was denied by the Florida Supreme Court on 18 December 2020. On 5 October 2020, RJRT satisfied the Final Judgment (approximately US\$193 million (approximately £151 million) and paid approximately US\$3.2 million (approximately £2.5 million) of Florida's attorneys' fees. RJRT's appellate bonds were released to RJRT by order dated 5 November 2020. As explained below, RJRT has secured an order in the Delaware action requiring ITG to indemnify it for amounts paid under the Final Judgment.
48. On 17 February 2017, ITG filed an action in the Delaware Court of Chancery seeking declaratory relief against Reynolds American and RJRT on various matters related to its rights and obligations under the asset purchase agreement (and related documents) relating to the Divestiture with respect to the subject of the Florida enforcement litigation described above. Reynolds American and RJRT filed counterclaims on the same issues. As a result of multiple rounds of cross-motions for judgment on the pleadings, the Delaware court ruled (i) that ITG's obligation to use its reasonable best efforts to join the Florida Settlement Agreement did not terminate due to the closing of the asset purchase agreement relating to the Divestiture; (ii) that the asset purchase agreement does not entitle ITG to a unique protection from an equity-fee law that does not yet exist in a previously settled State; and (iii) that it would defer until after it received evidence related to the parties' intent in the asset purchase agreement, its determination of whether, to the extent RJRT is held liable for any settlement payments based on ITG's post-closing sales of the Acquired Brands, ITG assumed this liability. After discovery was completed in March 2022, the parties briefed cross-motions for summary judgment on that third issue. On 30 September 2022, the court granted summary judgment for Reynolds American and RJRT, holding that ITG assumed the liability that the Final Judgment imposed on RJRT for settlement payments to the State of Florida based on ITG's post-closing sales of the Acquired Brands. The parties then engaged in a second round of summary judgment briefing on the amount of indemnifiable damages. On 2 October 2023, the court partially granted summary judgment for Reynolds American and RJRT, holding that they are entitled to indemnification of the principal amounts that RJRT paid to Florida and the interest it paid to Florida on those payments. The court deferred to trial the question whether ITG's indemnification obligation should be reduced to account for how net operating profit adjustment payments would have been allocated if ITG had joined the Florida Settlement. Trial is scheduled for 8 to 9 July 2024. ITG has agreed, subsequent to the Chancery Court's decision on past payments, that it will indemnify every settlement payment that RJRT makes in the future to Florida based on ITG's sales of Acquired Brands cigarettes (subject to the issues reserved for trial and to its right to appeal).
49. In June 2015, ITG joined the Mississippi State Settlement Agreement. On 26 December 2018, PM USA filed a motion to enforce the settlement agreement against RJRT and ITG alleging RJRT and ITG failed to act in good faith in calculating the base year net operating profits for the Acquired Brands, claiming damages of approximately US\$6 million (approximately £4.7 million) through 2017. On 21 February 2019, the Chancery Court of Jackson County, Mississippi held a scheduling conference and issued a discovery schedule order. A hearing on PM USA's motion to enforce, originally scheduled for 3-6 May 2021, was adjourned on consent of the parties to 11-12 August 2021. On 8 June 2021, PM USA and RJRT entered into a settlement agreement resolving the outstanding payment calculation issues. On 11 June 2021, the Mississippi Chancery Court entered an order withdrawing PM USA's motion to enforce. On 14 June 2021, RJRT made a payment of US\$5.1 million (approximately £4.0 million) to PM USA. On 3 December 2019, the State of Mississippi filed a notice of violation and motion to enforce the settlement agreement in the Chancery Court of Jackson County, Mississippi against RJRT, PM USA and ITG, seeking a declaration that the base year 1997 net operating profit to be used in calculating the net operating profit adjustment was not affected by the change in the federal corporate tax rate in 2018 from 35% to 21%, and an order requiring RJRT to pay the approximately US\$5 million (approximately £3.9 million) difference in its 2018 payment because of this issue. Determination of this issue may affect RJRT's annual payment thereafter. A hearing on Mississippi's motion to enforce occurred on 6-7 October 2021. On 10 June 2022, the Mississippi Chancery Court granted the State's motion to enforce, finding that the base year 1997 net operating profit to be used in calculating the Net Operating Profit Adjustment was not affected by the change in the federal corporate tax rate in 2018. RJRT will appeal the motion to enforce. On 29 July 2022, the parties each submitted a supplemental briefing on damages, including interest and attorneys' fees. A hearing on damages, originally scheduled for 7 December 2022, took place on 14 March 2023; a decision is pending.
50. In January 2021, RJRT reached an agreement with several MSA states to waive RJRT's claims under the MSA in connection with a settlement between those MSA states and a non-participating manufacturer, S&M Brands, Inc. (S&M Brands), under which the states released certain claims against S&M Brands in exchange for receiving a portion of the funds S&M Brands had deposited into escrow accounts in those states pursuant to the states' escrow statutes. In consideration for waiving claims, RJRT, together with SFNTC, received approximately US\$55.4 million (approximately £43.5 million) from the escrow funds paid to those MSA states under their settlement with S&M Brands.
51. On 27 May 2022, PM USA filed a motion to compel arbitration under the MSA against RJRT and ITG in North Carolina Superior Court claiming RJRT and ITG inaccurately calculated the base year net operating profits for the Acquired Brands and this improperly shifted approximately US\$80 million (approximately £62.7 million) in MSA payment obligations from RJRT to PM USA, to date. On 7 June 2022, RJRT and PM USA negotiated a resolution of the MSA claims, in which RJRT agreed to, among other things, pay PM USA the sum of approximately US\$37 million (approximately £29.0 million).

Financial Statements

Notes on Accounts

Continued

52. On 28 July 2022, the State of Iowa filed a motion to enforce the Consent Decree and MSA against the PMs asserting, among other things, claims for breach of contract and violations of the Iowa False Claims Act. Iowa sought over US\$130 million (approximately £102.0 million) in damages, as well as treble damages. The PMs filed their resistance to Iowa's motion and a motion to compel arbitration on 26 September 2022. Iowa filed its resistance to the PMs' motion to compel arbitration on 6 October 2022, and the PMs filed their reply on 31 October 2022. A hearing on the motion was held on 21 December 2022. On 9 February 2023, the Iowa District Court granted the PMs' motion to compel arbitration, stayed the State's motion to enforce pending the arbitration, and ordered a status conference for 9 February 2024. On 7 March 2023, Iowa filed a withdrawal of its motion to enforce.
53. On 29 November 2022, the State of New Mexico filed a complaint, or in the alternative, a motion to enforce the Consent Decree and MSA against the PMs asserting, among other things, claims for breach of contract and violations of New Mexico's Unfair Practices Act. New Mexico seeks compensatory damages in an amount to be determined at trial, as well as treble damages, punitive damages, and declaratory and injunctive relief. The PMs' deadline to answer or respond was 29 December 2022. On 15 December 2022, the PMs filed an opposed motion for an extension of deadlines and pages to file their response on 10 February 2023. New Mexico filed its response to the motion on 20 December 2022 and the PMs filed their reply on 30 December 2022. On 13 January 2023, the court granted the PMs' motion to extend their deadline to file their response to 10 February 2023. On 10 February 2023, the PMs filed a motion to compel arbitration or, in the alternative, motion to dismiss New Mexico's complaint and alternative motion to enforce. The State's response to the PMs' motion to compel was filed on 27 March 2023, and the PMs' reply was filed on 14 April 2023; a hearing was held on 30 October 2023. On 29 December 2023, the New Mexico District Court granted the PMs' motion to compel arbitration.
54. On 2 March 2023, the State of Texas issued a demand letter to RJRT, PM USA and ITG, pursuant to the Texas Tobacco Settlement Agreement, for underpaid sums owed to Texas for years 2019 through 2022 and a change in the calculation going forward, asserting that RJRT, PM USA and ITG issued payments to Texas that were based on unauthorized changes to the base year 1997 net operating profit by incorporating into their calculations the lower federal corporate tax rate enacted in 2018. The State seeks damages in the amount of at least US\$114 million (approximately £89.4 million) cumulative for 2019 through 2022 (the last year for which there was a calculation at the time of the demand). In addition, in a letter to the independent accounting firm retained by the parties to calculate settlement payments due under the previously settled State Settlement Agreements, PricewaterhouseCoopers LLC (PwC LLC) dated 3 March 2023, Texas requested that PwC LLC's calculation of the net operating profit adjustment due to Texas for 2022 be based on the value fixed in the Mississippi decision (discussed above) that found the base year 1997 net operating profit to be used in calculating the net operating profit adjustment was not affected by the change in the federal corporate tax rate in 2018. On 13 March 2023, the parties entered into an agreement tolling the statute of limitations for the State to file a motion to enforce on these issues until 15 May 2023. On 24 March 2023, PwC LLC's calculation of the net operating profit adjustment due to Texas for 2022 did not use the value fixed in the Mississippi decision. On 8 May 2023, PM USA and RJRT filed a motion to enforce the settlement agreement. On 22 May 2023, Texas filed its opposition and cross-motion to enforce the settlement agreement. On 30 May 2023, PM USA and RJRT filed a combined opposition to the cross-motion and reply in further support of the motion. On 6 June 2023, Texas filed a reply in support of its cross motion to enforce the settlement agreement. On 13 June 2023, PM USA and RJRT filed a sur-reply in response to the State's reply in support of cross-motion to enforce the settlement agreement. The motion and cross-motion are fully submitted.
- Tobacco-Related Litigation Outside the U.S.**
55. As at 31 December 2023:
- medical reimbursement actions are being brought in Angola, Brazil, Canada, Nigeria and South Korea;
 - class actions are being brought in Canada and Venezuela; and
 - active tobacco product liability claims against the Group's companies existed in 12 markets outside the U.S. The only markets with five or more claims were Argentina, Brazil, Canada, Chile, Nigeria and Italy.
- (a) Medical reimbursement cases**
- Angola**
56. In November 2016, BAT Angola affiliate Sociedade Unificada de Tabacos de Angola (SUT) was served with a collective action filed in the Provincial Court of Luanda, 2nd Civil Section, by the consumer association Associação Angolana dos Direitos do Consumidor (AADIC). The lawsuit seeks damages of AOA800,000,000 (approximately £745,597) allegedly incurred by the Angolan Instituto Nacional do Controlo do Cancro (INCC) for the cost of treating tobacco-related disease, non-material damages allegedly suffered by certain individual smokers on the rolls of INCC, and the mandating of certain cigarette package warnings. SUT filed its answer to the claim on 5 December 2016. The case remains pending.
- Canada**
57. On 1 March 2019, the Quebec Court of Appeal handed down a judgment which largely upheld and endorsed the lower court's previous decision in two Quebec class actions (the Quebec Class Actions), as further described below. The share of the judgment for Imperial, the Group's operating company in Canada, is approximately CAD\$9.2 billion (approximately £5.5 billion). As a result of this judgment, there were attempts by the Quebec plaintiffs to obtain payment out of the CAD\$758 million (approximately £451 million) on deposit with the court. JTI-MacDonald Corp (a co-defendant in the cases) filed for creditor protection under the Companies' Creditors Arrangement Act (the CCAA) on 8 March 2019. A court order to stay all tobacco litigation in Canada against all defendants (including RJRT and its affiliate R.J. Reynolds Tobacco International Inc. (collectively, the RJR Companies)) until 4 April 2019 was obtained, and the need for a mediation process to resolve all the outstanding litigation across the country was recognised. On 12 March 2019 Imperial filed for creditor protection under the CCAA. In its application Imperial asked the Ontario Superior Court to stay all pending or contemplated litigation against Imperial, certain of its subsidiaries and all other Group companies that were defendants in the Canadian tobacco litigation, including British American Tobacco p.l.c. (the Company), Investments, Industries and Carreras Rothmans Limited (collectively, the UK Companies). On 22 March 2019, Rothmans, Benson & Hedges Inc. also filed for CCAA protection and obtained a stay of proceedings (together with the other two stays, the Stays). The Stays are currently in place until 29 March 2024. While the Stays are in place, no steps are to be taken in connection with the Canadian tobacco litigation with respect to Imperial, certain of its subsidiaries or any other Group company. The parties continue to work towards a plan of arrangement or compromise in a confidential mediation (by order of the Court) as part of the CCAA process. The length and ultimate outcome of the CCAA process, including the resolution of the underlying legal proceedings, remain uncertain.

The below represents the state of the referenced litigation as at the advent of the Stays.

58. Following the implementation of legislation enabling provincial governments to recover health-care costs directly from tobacco manufacturers, 10 actions for recovery of health-care costs arising from the treatment of smoking- and health-related diseases have been brought. These proceedings name various Group companies as defendants, including the UK Companies and Imperial as well as the RJR Companies. Pursuant to the terms of the 1999 sale of RJRT's international tobacco business to Japan Tobacco Incorporated (JTI), JTI has agreed to indemnify RJRT for all liabilities and obligations (including litigation costs) arising in respect of the Canadian recoupment actions. Subject to a reservation of rights, JTI has assumed the defence of the RJR Companies in these actions.

59. The 10 cases were proceeding in British Columbia, New Brunswick, Newfoundland and Labrador, Ontario, Quebec, Manitoba, Alberta, Saskatchewan, Nova Scotia and Prince Edward Island. The enabling legislation is in force in all 10 provinces. In addition, legislation has received Royal Assent in two of the three territories in Canada, but has yet to be proclaimed into force.

Canadian province: British Columbia

Act pursuant to which Claim was brought: Tobacco Damages and Health Care Costs Recovery Act 2000

Companies named as Defendants: Imperial, Investments, Industries, Carreras Rothmans Limited, the RJR Companies and other former Rothmans Group companies have been named as defendants and served.

Current stage: The defences of Imperial, Investments, Industries, Carreras Rothmans Limited and the RJR Companies have been filed, and document production and discoveries were ongoing. On 13 February 2017, the Province delivered an expert report dated October 2016, quantifying its damages in the amount of CAD\$118 billion (approximately £70.2 billion). No trial date has been set. The federal government is seeking CAD\$5 million (approximately £3.0 million) jointly from all the defendants in respect of costs pertaining to the third-party claim, now dismissed.

Canadian province: New Brunswick

Act pursuant to which Claim was brought: Tobacco Damages and Health Care Costs Recovery Act 2006

Companies named as Defendants: Imperial, the UK Companies and the RJR Companies have been named as defendants and served.

Current stage: The defences of Imperial, the UK Companies and the RJR Companies have been filed and document production and discoveries are substantially complete. The most recent expert report filed by the Province estimated a range of damages between CAD\$11.1 billion (approximately £6.6 billion) and CAD\$23.2 billion (approximately £13.8 billion), including expected future costs. Following a motion to set a trial date, the New Brunswick Court of Queen's Bench ordered that the trial commence on 4 November 2019. On 7 March 2019, the New Brunswick Court of Queen's Bench released a decision which requires the Province to produce a substantial amount of additional documentation and data to the defendants. As a result, the original trial date of 4 November 2019 would have been delayed. No new trial date has been set.

Canadian province: Ontario

Act pursuant to which Claim was brought: Tobacco Damages and Health Care Costs Recovery Act 2009

Companies named as Defendants: Imperial, the UK Companies and the RJR Companies have been named as defendants and served.

Current stage: The defences of Imperial, the UK Companies and the RJR Companies have been filed. The parties completed significant document production in the summer of 2017 and discoveries commenced in the autumn of 2018. On 15 June 2018, the Province delivered an expert report quantifying its damages in the range of CAD\$280 billion (approximately £167 billion) – CAD\$630 billion (approximately £375 billion) in 2016/2017 dollars for the period 1954 – 2060, and the Province amended the damages sought in its Statement of Claim to CAD\$330 billion (approximately £196.3 billion). On 31 January 2019, the Province delivered a further expert report claiming an additional amount between CAD\$9.4 billion (approximately £5.6 billion) and CAD\$10.9 billion in damages (approximately £6.5 billion) in respect of ETS. No trial date has been set.

Canadian province: Newfoundland and Labrador

Act pursuant to which Claim was brought: Tobacco Health Care Costs Recovery Act 2001

Companies named as Defendants: Imperial, the UK Companies and the RJR Companies have been named as defendants and served.

Current stage: This case is at an early case management stage. The defences of Imperial, the UK Companies and the RJR Companies have been filed and the Province began its document production in March 2018. Damages have not been quantified by the Province. No trial date has been set.

Canadian province: Saskatchewan

Act pursuant to which Claim was brought: Tobacco Damages and Health Care Costs Recovery Act 2007

Companies named as Defendants: Imperial, the UK Companies and the RJR Companies have been named as defendants and served.

Current stage: This case is at an early case management stage. The defences of Imperial, the UK Companies and the RJR Companies have been filed and the Province has delivered a test shipment of documents. Damages have not been quantified by the Province. No trial date has been set.

Canadian province: Manitoba

Act pursuant to which Claim was brought: Tobacco Damages Health Care Costs Recovery Act 2006

Companies named as Defendants: Imperial, the UK Companies and the RJR Companies have been named as defendants and served.

Current stage: This case is at an early case management stage. The defences of Imperial, the UK Companies and the RJR Companies have been filed and document production commenced. Damages have not been quantified by the Province. No trial date has been set.

Financial Statements

Notes on Accounts

Continued

Canadian province: Alberta

Act pursuant to which Claim was brought: Crown's Right of Recovery Act 2009

Companies named as Defendants: Imperial, the UK Companies and the RJR Companies have been named as defendants and served.

Current stage: This case is at an early case management stage. The defences of Imperial, the UK Companies and the RJR Companies have been filed and the Province commenced its document production. The Province has stated its claim to be worth CAD\$10 billion (approximately £5.9 billion). No trial date has been set.

Canadian province: Quebec

Act pursuant to which Claim was brought: Tobacco Related Damages and Health Care Costs Recovery Act 2009

Companies named as Defendants: Imperial, Investments, Industries, the RJR Companies and Carreras Rothmans Limited have been named as defendants and served.

Current stage: This case is at an early case management stage. The defences of Imperial, Investments, Industries, Carreras Rothmans Limited and the RJR Companies have been filed. Motions over admissibility of documents and damages discovery have been filed but not heard. The Province is seeking CAD\$60 billion (approximately £35.7 billion). No trial date has been set.

Canadian province: Prince Edward Island

Act pursuant to which Claim was brought: Tobacco Damages and Health Care Costs Recovery Act 2009

Companies named as Defendants: Imperial, the UK Companies and the RJR Companies have been named as defendants and served.

Current stage: This case is at an early case management stage. The defences of Imperial, the UK Companies and the RJR Companies have been filed and the next step was expected to be document production, which the parties deferred for the time being. Damages have not been quantified by the Province. No trial date has been set.

Canadian province: Nova Scotia

Act pursuant to which Claim was brought: Tobacco Health Care Costs Recovery Act 2005

Companies named as Defendants: Imperial, the UK Companies and the RJR Companies have been named as defendants and served.

Current stage: This case is at an early case management stage. The defences of Imperial, the UK Companies and the RJR Companies have been filed. The Province provided a test document production in March 2018. Damages have not been quantified by the Province. No trial date has been set.

Nigeria

60. British American Tobacco (Nigeria) Limited (BAT Nigeria), the Company and Investments have been named as defendants in a medical reimbursement action by the federal government of Nigeria, filed on 6 November 2007 in the Federal High Court, and in similar actions filed by the Nigerian states of Kano (9 May 2007), Oyo (30 May 2007), Lagos (13 March 2008), Ogun (26 February 2008), and Gombe (17 October 2008) commenced in their respective High Courts. In the five cases that remain active, the plaintiffs seek a total of approximately NGN10.6 trillion (approximately £9.3 billion) in damages, including special, anticipatory and punitive damages, restitution and disgorgement of profits, as well as declaratory and injunctive relief.

61. The suits claim that the state and federal government plaintiffs incurred costs related to the treatment of smoking-related illnesses resulting from allegedly tortious conduct by the defendants in the manufacture, marketing, and sale of tobacco products in Nigeria, and assert that the plaintiffs are entitled to reimbursement for such costs. The plaintiffs assert causes of action for negligence, negligent design, fraud and deceit, fraudulent concealment, breach of express and implied warranty, public nuisance, conspiracy, strict liability, indemnity, restitution, unjust enrichment, voluntary assumption of a special undertaking, and performance of another's duty to the public.
62. The Company and Investments have made a number of challenges to the jurisdiction of the Nigerian courts. Such challenges are still pending (on appeal) against the federal government and the states of Lagos, Kano, Gombe and Ogun. The underlying cases are stayed or adjourned pending the final outcome of these jurisdictional challenges. In the state of Oyo, on 13 November 2015, and 24 February 2017, respectively, the Company's and Investments' jurisdictional challenges were successful in the Court of Appeal and the issuance of the writ of summons was set aside.

South Korea

63. In April 2014, Korea's National Health Insurance Service (NHIS) filed a healthcare recoupment action against KT&G (a Korean tobacco company), PM Korea and BAT Korea (including BAT Korea Manufacturing). The NHIS is seeking damages of roughly KRW54 billion (approximately £32.9 million) in respect of health care costs allegedly incurred by the NHIS treating patients with lung (small cell and squamous cell) and laryngeal (squamous cell) cancer between 2003 and 2012. Court hearings in the case, which constitute the trial, commenced in September 2014. On 20 November 2020, the court issued a judgment in favour of the defendants and dismissing all of the plaintiff's claims. The NHIS filed an appeal of the judgment on 11 December 2020. Appellate proceedings commenced in June 2021 and remain ongoing.

Brazil

64. On 21 May 2019, the Federal Attorney's Office (AGU) in Brazil filed an action in the Federal Court of Rio Grande do Sul against the Company, the BAT Group's Brazilian subsidiary Souza Cruz LTDA (Souza Cruz), Philip Morris International, Philip Morris Brazil Indústria e Comércio LTDA and Philip Morris Brasil S/A (collectively, PMB), asserting claims for medical reimbursement for funds allegedly expended by the federal government as public health care expenses to treat 26 tobacco-related diseases over the last five years from the filing date and that will be expended in perpetuity during future years, including diseases allegedly caused both by cigarette smoking and exposure to ETS. The action includes a claim for moral damages allegedly suffered by Brazilian society to be paid into a public welfare fund. The action is for an unspecified amount of monetary compensation, as the AGU seeks a bifurcated action in which liability would be determined in the first phase followed by an evidentiary phase to ascertain damages.
65. On 19 July 2019, the trial court ordered that service of the action on the Company be effected via service on Souza Cruz. On 6 August 2019, Souza Cruz refused to receive service on behalf of the Company due to Souza Cruz's lack of power to do so. On 7 August 2019, Souza Cruz was served with the complaint. Following further proceedings in 2019 and 2020 in both the trial and appellate courts challenging the issue of service on the Company, the court ruled that service of the Company via its Brazilian subsidiary Souza Cruz constituted proper service, and ordered that defences be filed. Souza Cruz and the Company filed their respective defences on 12 May 2020.

66. On 19 February 2021, the Associação de Controle do Tabagismo, Promoção da Saúde (ACT) filed a petition seeking to intervene in the case as *amicus curiae*. Souza Cruz, PMB and the Company filed responses (on 25 March 2021, 26 March 2021 and 20 August 2021, respectively) asserting that ACT's request should be rejected and/or in the alternative that the scope of ACT's intervention rights should be limited. On 13 May 2022, the trial court ordered the AGU to reply to the defences within 30 business days, and also permitted the ACT to intervene, limiting ACT's rights as *amicus curiae* to presenting technical and scientific opinions and participating in court hearings. The AGU submitted its reply on 5 July 2022. Souza Cruz, PMB and the Company submitted responses to the AGU's reply on 26 August 2022. On 19 May 2020, notice was sent to the Public Prosecutor's Office (MPF) regarding the AGU's request that the MPF join the action as a plaintiff. The MPF, via its response filed on 10 July 2020, declined to join the action as party, but will act as an 'inspector of the law', which enables MPF to express its opinion on case matters. On 10 October 2022, the MPF submitted an opinion on preliminary issues and evidence, which called for rejection of the defendants' preliminary defences and the majority of the evidence requested by AGU and defendants. Defendants Philip Morris International (PMI), PMB, the Company and Souza Cruz filed responses to the MPF's opinion on 14 November 2022, 18 November 2022, 2 March 2023 and 3 March 2023, respectively. On 6 December 2023, the Fundação Oswaldo Cruz (FIOCRUZ), a research and development arm of the Brazilian Ministry of Health, filed a petition seeking to intervene in the case as *amicus curiae*. PMB and Souza Cruz filed responses on 8 January 2024 and 24 January 2024, respectively, asserting that the FIOCRUZ petition should be rejected or in the alternative that any intervention rights should be limited.
71. On appeal, the appellate court confirmed the certification of the class, but limited any financial liability, if proven, to 1997 onward. Imperial's third-party claim against the federal government was dismissed by the Supreme Court of Canada. The federal government is seeking a cost order of CAD\$5 million (approximately £3.0 million) from Imperial relating to its now dismissed third-party claim. After being dormant for several years, the plaintiff delivered a Notice of Intention to Proceed, and Imperial delivered an application to dismiss the action for delay. The application was heard on 23 June 2017 and was dismissed on 23 August 2017. Notice to class members of certification was provided on 14 February 2018. As at the date of the Stays, the next steps were expected to include discovery-related ones.
72. *Growers' Class Action*: in December 2009, Imperial was served with a proposed class action filed by Ontario tobacco farmers and the Ontario Flue-Cured Tobacco Growers' Marketing Board. The plaintiffs allege that Imperial and the Canadian subsidiaries of Philip Morris International and JTI failed to pay the agreed domestic contract price to the growers used in products manufactured for the export market and which were ultimately smuggled back into Canada. JTI has sought indemnification pursuant to the JTI Indemnities (discussed below at paragraphs 132-133). The plaintiffs seek damages in the amount of CAD\$50 million (approximately £29.7 million). Various preliminary challenges have been heard, the last being a motion for summary judgment on a limitation period. The motion was dismissed and ultimately, leave to appeal to the Ontario Court of Appeal was dismissed in November 2016. In December 2017, the plaintiffs proposed that the action proceed by way of individual actions as opposed to a class action. The defendants did not consent. As at the date of the Stays, the claim was in abeyance pending further action from the plaintiffs.
73. *Quebec Class Actions*: there are currently two smoking and health class actions in Quebec, certified by the Quebec Superior Court on 21 February 2005 against Imperial and two other domestic manufacturers. Judgment was rendered against the defendants on 27 May 2015. Pursuant to the judgment, the plaintiffs were awarded damages and interest against Imperial and the Canadian subsidiaries of Philip Morris International and JTI in the amount of CAD\$15.6 billion (approximately £9.3 billion), most of which was on a joint and several basis, of which Imperial's share was CAD\$10.4 billion (approximately £6.2 billion). An appeal of the judgment was filed on 26 June 2015. The court also awarded provisional execution pending appeal of CAD\$1,131 million (approximately £673 million), of which Imperial's share was approximately CAD\$742 million (approximately £441 million). This order was subsequently overturned by the Court of Appeal. Following the cancellation of the order for provisional execution, the plaintiffs filed a motion against Imperial and one other manufacturer seeking security in the amount of CAD\$5 billion (approximately £3.0 billion) to guarantee, in whole or in part, the payment of costs of the appeal and the judgment. On 27 October 2015, the Court of Appeal ordered the parties to post security for the judgment in the amount of CAD\$984 million (approximately £585 million), of which Imperial's share was CAD\$758 million (approximately £450.9 million) which amounts have been paid into court. Imperial's share was later recalculated by the Court of Appeal as CAD\$759 million (approximately £451.5 million). On 1 March 2019, the trial judgment was upheld by a unanimous decision of the five-member panel of the Court of Appeal, with one exception being an amendment to the original interest calculation applied to certain portions of the judgment. The interest adjustment has resulted in the reduction of the total maximum award in the two cases to CAD\$13.7 billion (approximately £8.1 billion) as at 1 March 2019, with Imperial's share being reduced to approximately CAD\$9.2 billion (approximately £5.5 billion).

(b) Class Actions Canada

67. As described in paragraph 57, the Canadian tobacco litigation is currently stayed subject to court-ordered stays of proceeding (the Stays). The Stays are currently in place until 29 March 2024. While the Stays are in place, no steps are to be taken in connection with the Canadian tobacco litigation with respect to Imperial, certain of its subsidiaries or any other Group company. The parties continue to work towards a plan of arrangement or compromise in a confidential mediation (by order of the Court) as part of the CCAA process. The length and ultimate outcome of the CCAA process, including the resolution of the underlying legal proceedings, remains uncertain.
68. The below represents the state of the referenced litigation as at the advent of the Stays.
69. There are 11 class actions being brought in Canada against Group companies.
70. *Knight Class Action*: the Supreme Court of British Columbia certified a class of all consumers who purchased Imperial cigarettes in British Columbia bearing 'light' or 'mild' descriptors since 1974. The plaintiff is seeking compensation for amounts spent on 'light and mild' products and a disgorgement of profits from Imperial on the basis that the marketing of light and mild cigarettes was deceptive because it conveyed a false and misleading message that those cigarettes are less harmful than regular cigarettes.

Financial Statements

Notes on Accounts

Continued

74. *Other Canadian Smoking and Health Class Actions*: seven putative class actions, described below, have been filed against various Canadian and non-Canadian tobacco-related entities, including the UK Companies, Imperial and the RJR Companies, in various Canadian provinces. In these cases, none of which have quantified their asserted damages, the plaintiffs allege claims based on fraud, fraudulent concealment, breach of warranty of merchantability, and of fitness for a particular purpose, failure to warn, design defects, negligence, breach of a 'special duty' to children and adolescents, conspiracy, concert of action, unjust enrichment, market share liability and violations of various trade practices and competition statutes. Pursuant to the terms of the 1999 sale of RJRT's international tobacco business, and subject to a reservation of rights, JTI has assumed the defence of the RJR Companies in these seven actions (Semple, Kunka, Adams, Dorion, Bourassa, McDermid and Jacklin, discussed below).
75. In June 2009, four smoking and health class actions were filed in Nova Scotia (Semple), Manitoba (Kunka), Saskatchewan (Adams) and Alberta (Dorion) against various Canadian and non-Canadian tobacco-related entities, including the UK Companies, Imperial and the RJR Companies. In Saskatchewan, the Company, Carreras Rothmans Limited and Ryeseeks p.l.c. have been released from Adams, and the RJR Companies have brought a motion challenging the jurisdiction of the court. There are service issues in relation to Imperial and the UK Companies in Alberta and in relation to the UK Companies in Manitoba. The plaintiffs did not serve their certification motion materials and no dates for certification motions were set.
76. In June 2010, two further smoking and health class actions were filed in British Columbia (Bourassa and McDermid) against various Canadian and non-Canadian tobacco-related entities, including Imperial, the UK Companies and the RJR Companies. The UK Companies, Imperial, the RJR Companies and other defendants objected to jurisdiction. Subsequently, the Company, Carreras Rothmans Limited and Ryeseeks p.l.c. were released from the actions. Imperial, Industries, Investments and the RJR Companies remain as defendants in both actions. The plaintiffs did not serve their certification motion materials and no dates for certification motions were set.
77. In June 2012, a smoking and health class action was filed in Ontario (Jacklin) against various Canadian and non-Canadian tobacco-related entities, including the UK Companies, Imperial and the RJR Companies. The claim has been in abeyance.
78. A proposed national class action was filed in the British Columbia Supreme Court by Danver Bauman (via his litigation guardian) on 21 December 2023 against Imperial Tobacco Company Ltd., ITCAN, and Nicoventures Trading Limited (Nicoventures) alleging numerous statutory and common law causes of action in connection with the design, marketing and sale of Zonnica. The action was issued in violation of the CCAA Stay, is subject to the CCAA Stay, and has not been served.
- Venezuela**
79. In April 2008, the Venezuelan Federation of Associations of Users and Consumers (FEVACU) and Wolfgang Cardozo Espinel and Giorgio Di Muro Di Nunno, acting as individuals, filed a class action against the Venezuelan government. The class action seeks regulatory controls on tobacco and recovery of medical expenses for future expenses of treating smoking-related illnesses in Venezuela. Both C.A. Cigarrera Bigott Sucs. (Cigarrera Bigott), a Group subsidiary, and ASUELECTRIC, represented by its president Giorgio Di Muro Di Nunno (who had previously filed as an individual), have been admitted as third parties by the Constitutional Chamber of the Supreme Court of Justice. A hearing date for the action is yet to be scheduled. On 25 April 2017 and on 23 January 2018, Cigarrera Bigott requested the court to declare the lapsing of the class action due to no proceedings taking place in the case in over a year. A ruling on the matter is yet to be issued.
- (c) Individual Tobacco-Related Personal Injury Claims**
80. As at 31 December 2023, the jurisdictions with the most active individual cases against Group companies were, in descending order: Chile (17), Brazil (15), Italy (eight), Canada (five), Argentina (five) and Ireland (two). There were a further two jurisdictions with one active case only. Out of these 54 active individual cases, as at 31 December 2023 there were two cases in Argentina that have resulted in pending unfavourable judgments. In one case, damages were awarded totalling ARS685,976 (approximately £665) in compensatory damages and ARS2,500,000 (approximately £2,425) in punitive damages, plus post-judgment interest. This judgment was reversed via an appellate court ruling issued 19 September 2023. The plaintiff's petition for leave to appeal to the Argentina Supreme Court was denied on 29 November 2023. The plaintiff filed an extraordinary appeal to the Argentina Supreme Court on 7 December 2023, which appeal remains pending. In the other case, compensatory damages were awarded totalling ARS2,850,000 (approximately £2,765), with post-judgment interest totalling approximately ARS195,588,410 (approximately £189,767). This judgment is currently on appeal. In addition, on 25 August 2023, an adverse judgment was served in an individual action in Türkiye awarding TRY10,000 (approximately £265) in compensatory damages. The judgment is under appeal.

Non-Tobacco-Related Litigation

Vuse Litigation

81. On 22 July 2020, Nicholas Bernston filed a personal injury action in the Northern District of Oklahoma against JUUL Labs Inc. (JUUL), Altria Client Services, LLC, RJR Vapor, Reynolds American, and others. The complaint seeks damages for personal injuries (including pneumonia and acute respiratory failure) allegedly resulting from vaping on several theories, including strict liability, negligence, and breach of implied warranty of merchantability. On 5 August 2020, the Judicial Panel on Multidistrict Litigation entered a conditional transfer order transferring the case to the Northern District of California for pretrial proceedings as part of the JUUL multidistrict litigation (MDL). On 1 December 2023, the plaintiff dismissed the action against RJR Vapor and Reynolds American with prejudice.
82. On 11 January 2023, Camellia Chastain filed a putative class action complaint in the Middle District of Florida against RJR Vapor. The complaint sought damages arising from alleged discoloration and/or a burnt taste in Vuse Alto Golden Tobacco pods based on several theories, including state consumer protection statutes, false and misleading advertising, breach of warranty, negligent misrepresentation, fraud, and unjust enrichment. The complaint sought to certify two classes, including a Florida class and a multi-state class from the states of North Carolina, South Carolina, Georgia, Alabama, and Mississippi. On 15 March 2023, the court granted the plaintiff's notice of voluntary dismissal and dismissed the case with prejudice.

Croatian Distributor Dispute

83. BAT Hrvatska d.o.o u likvidaciji and British American Tobacco Investments (Central and Eastern Europe) Limited are named as defendants in a claim by Mr Perica received on 22 August 2017 and brought before the commercial court of Zagreb, Croatia. Mr Perica seeks damages of HRK408,000,000 (approximately €54 million / £47 million) relating to a BAT Standard Distribution Agreement dating from 2005. BAT Hrvatska d.o.o and British American Tobacco Investments (Central and Eastern Europe) Ltd filed a reply to the statement of claim on 6 October 2017. A hearing had been scheduled to take place on 10 May 2018, but it was postponed due to a change of the judge hearing the case. The Commercial Court in Zagreb declared they do not have jurisdiction and that the competent court to hear this case is the Municipal Court in Zagreb. TDR d.o.o. is also named as the defendant in a claim by Mr Perica received on 30 April 2018 and brought before the commercial court of Zagreb, Croatia. Mr. Perica seeks payment in the amount of HRK408,000,000 (approximately €54 million / £47 million) claiming that BAT Hrvatska d.o.o. transferred a business unit to TDR d.o.o, thus giving rise to a liability of TDR d.o.o. for the debts incurred by BAT Hrvatska d.o.o, on the basis of the provisions of Croatian civil obligations law. A response to the statement of claim was filed on 30 May 2018. The Commercial Court in Zagreb declared they do not have jurisdiction and that the competent court to hear this case is the Municipal Court in Pula. Mr Perica filed an appeal against this decision which was rejected by the High Commercial Court of The Republic of Croatia confirming therewith that the competent court to hear this case is the Municipal Court in Pula. The Municipal Court in Zagreb has decided that the claims by Mr Perica initiated on 22 August 2017 and 30 April 2018 shall be heard as one case in front of the Municipal Court of Zagreb. After the two hearings have been held, the Municipal Court of Zagreb has appointed the court financial and auditing appraisal to determine the value of Mr Perica's claim.

Florence Proceedings

84. British American Tobacco Italia SpA has been charged with administrative offences in Florence, Italy in a case against a large number of individual and corporate defendants. This relates to potential allegations of failure to supervise or take appropriate steps to prevent alleged corruption by two (now former) employees. Any financial penalty is not thought likely to be material.

Patents and Trademark Litigation

85. Certain Group companies are party to a number of patent litigation cases and procedural challenges concerning the validity of patents owned by or licensed to them and/or the alleged infringement of third parties' patents.

86. On 22 June 2018, an affiliate of PMI commenced proceedings against British American Tobacco Japan, Ltd. (BAT Japan) in the Japanese courts challenging the import, export, sale and offer of sale of the glo device and of the NeoStiks consumable in Japan at the time the claim was brought (and earlier models of the glo device), alleging that the glo devices directly infringe certain claims of two Japanese patents that have been issued to the PMI affiliate and that the NeoStiks indirectly infringe certain claims of those patents. On 17 January 2019, the PMI affiliate introduced new grounds of infringement, alleging that the glo device also infringes some other claims in the two PMI affiliate's Japanese patents. Damages for the glo device and NeoStik are claimed in the court filing, to the amount of JPY100 million (approximately £556,418). The PMI affiliate has also filed a request for injunction with respect to the glo device. BAT Japan denies infringement and is challenging the validity of the two PMI affiliate's Japanese patents. On 30 November 2022, the Tokyo District Court dismissed both of the above claims of the PMI affiliate on the grounds that both of the above two PMI affiliate's Japanese patents lack inventive step and would be invalidated by a patent invalidation trial. The PMI affiliate has appealed against this judgment. The Intellectual Property High Court upheld this judgment and dismissed the appeal of the PMI affiliate on 28 November 2023. The PMI affiliate filed a final appeal and a petition for acceptance of final appeal against the judgment of the Intellectual Property High Court.

87. On 11 February 2022, Nicoventures commenced an action in the England and Wales High Court (Patents Court) against Philip Morris Products S.A. (PMP) for revocation against one of PMP's patents (a further divisional patent in the same family was added into the revocation action on 27 May 2022). On 22 August 2022, PMP counterclaimed for patent infringement against Nicoventures and Investments concerning certain 'glo' tobacco heating devices that comprise two inductive heating coils and their corresponding consumables. (PMP later abandoned its counterclaim in respect of one of the patents but maintained its counterclaim in respect of the other.) PMP sought an injunction and damages (plus interest thereon). The trial was heard in March 2023. On 18 April 2023 the England and Wales High Court (Patents Court) handed down its judgment finding that the PMP patents were valid but one of them is not infringed (the counterclaim in respect of the other patent having been abandoned). Thus, PMP's counterclaim for patent infringement against Nicoventures and Investments failed. Both parties have permission to appeal the decision, which will be heard by the Court of Appeal on 19 and 20 March 2024.

88. On 28 May 2020, Altria Client Services LLC and U.S. Smokeless Tobacco Company LLC commenced proceedings against RJR Vapor before the U.S. District Court for the Middle District of North Carolina against the vapour products Vuse Vibe and Vuse Alto, and the tin used in the modern oral product Velo. Nine patents in total were asserted: two against Vibe, four against Alto and three against Velo. On 5 January 2021, Altria filed an Amended Complaint adding Modoral Brands Inc. as a defendant with respect to the Velo product claims. A claim construction hearing was held on 28 April 2021, and the court issued its claim construction ruling on 12 May 2021. All asserted patent claims against Vibe and Velo as well as one of the four patents asserted against Alto were dropped prior to trial, leaving three patents asserted against Alto for trial. Trial was held from 29 August 2022 to 7 September 2022. The jury found infringement by all accused products and awarded approximately US\$95 million (approximately £74.5 million) in damages. On 27 January 2023, the court rejected Altria's request to double the jury's awarded royalty rate for post-trial sales and set the royalty rate applicable to post-trial sales to the jury's awarded rate of 5.25%. Altria did not request entry of an injunction and has stipulated it will not enforce the monetary judgment until appeals are exhausted. On 10 February 2023, RJR Vapor noticed its appeal to the United States Court of Appeals for the Federal Circuit. Appellate briefing has been completed. The Federal Circuit has not scheduled a date for oral argument.

Financial Statements

Notes on Accounts

Continued

89. On 9 April 2020, RAI Strategic Holdings, Inc. and RJR Vapor commenced an action in the U.S. District Court for the Eastern District of Virginia against Altria Client Services LLC, PM USA, Altria Group, Inc., Philip Morris International, Inc., and Philip Morris Products S.A. (collectively, Philip Morris) for infringement of six patents based on the importation and commercialization within the United States of IQOS. On 8 May 2020 and 12 June 2020, Philip Morris filed Inter Partes Review (IPR) petitions in the U.S. Patent Office challenging the validity of each of the six patents asserted. On 29 June 2020, Philip Morris asserted counterclaims alleging that RJR Vapor infringes five patents. On 24 November 2020, the court issued a claim construction order that determined that each disputed term would have its plain and ordinary meaning. On 4 December 2020, the magistrate judge issued an order staying RJR Vapor and Philip Morris's patent claims pending a decision by the U.S. Patent Office regarding whether to proceed with the IPRs. Trial on the Altria and Philip Morris patents began on 8 June 2022. Shortly before trial, Philip Morris dropped its claims to one patent and the Altria entities dismissed their claims relating to two patents, which left two Philip Morris patents at issue in the trial. On 15 June 2022, the jury found that RJR Vapor's Alto product infringed two claims in one patent and that its Solo product infringed three claims of the other patent. The jury awarded damages of US\$10,759,755 (approximately £8,439,023), which was supplemented by the Court to a total of US\$14,062,742 (approximately £11,029,601) to account for additional sales of Solo and Alto through the date of judgment and interest. Philip Morris requested entry of a permanent injunction barring sale of the Alto and Solo products. On 30 March 2023, the court denied Philip Morris's request for a permanent injunction and ordered ongoing royalty rates of 1.8% of net sales of Alto cartridges and 2.2% of net sales of Solo G2 cartridges. On 1 May 2023, the court granted RJR Vapor's motion for entry of judgment under Fed. R. Civ. P. 54(b) and denied Philip Morris's cross motion to lift the stay as to RJR Vapor's offensive patent case. The RJR Vapor offensive patent case remains stayed pending (i) an appeal by Philip Morris to the Federal Circuit in relation an exclusion order granted against Philip Morris by the International Trade Commission based on the relevant patents, which exclusion order was affirmed by the United States Court of Appeals for the Federal Circuit on 31 March 2023, and (ii) the decisions in IPRs commenced by Philip Morris against the relevant patents at the U.S. Patent Office. On 1 May 2023, RJR Vapor noticed an appeal to the United States Court of Appeals for the Federal Circuit. On 10 May 2023, Philip Morris noticed a cross-appeal relating to the denial of its request for a permanent injunction and the 17 August 2023 amended judgment on the verdict. RJR Vapor and Philip Morris's appeals have been consolidated. Briefing is ongoing.
90. On 27 November 2020 Philip Morris filed a complaint before the Regional Court Mannheim in Germany against British American Tobacco (Germany) GmbH (BAT Germany) alleging that the sale, offer for sale and importation of Vype ePod products infringes a patent. Philip Morris is seeking an injunction, a recall of product from commercial customers and a declaratory judgment for damages. The trials of this action took place on 15 June 2021 and 9 November 2021. A decision on the matter was promulgated on 30 November 2021. The decision dismissed the complaint in its entirety. On 28 December 2021, Philip Morris lodged an appeal against this decision before the Higher Regional Court Karlsruhe. A date has not yet been set for the appeal hearing.
91. On 11 December 2020 Philip Morris filed a complaint before the Regional Court Dusseldorf in Germany against BAT Germany alleging that the sale, offer for sale and importation of the glo TABAK HEATER and neo STICK products infringe a patent. Philip Morris is seeking an injunction, a recall of product from commercial customers and a declaratory judgment for damages. The trial of this action took place on 30 November 2021. The court promulgated its decision on 21 December 2021 and decided that the above-mentioned products infringe the patent. The decision was appealed by BAT Germany on 21 December 2021 to the Higher Regional Court Dusseldorf. The oral hearing of these appeal proceedings took place on 24 November 2022. On 15 December 2022, the Higher Regional Court Dusseldorf reversed the trial court decision and dismissed Philip Morris's complaint in its entirety. In addition, the Higher Regional Court Dusseldorf did not grant a further appeal to the German Supreme Court (*Bundesgerichtshof* (BGH)). PMI filed a motion for leave of appeal with the BGH, which is why the decision of the Higher Regional Court Dusseldorf is not yet final. Pursuant to a global settlement agreement between Nicoventures and PMP, dated 1 February 2024 that resolves all ongoing patent infringement litigation between the parties related to the Group's Heated Tobacco and Vapour products, the parties will cause the proceedings set out in this item 91 and at paragraphs 86, 87, 89, and 90 to be dismissed.
92. On 14 December 2020, Modoral Brands Inc. (Modoral) filed a complaint in the U.S. District Court for the District of Delaware against Pinkerton Tobacco Co., LP, Swedish Match North America LLC, and NYZ AB (collectively Swedish Match) seeking a declaratory judgment that the importation, manufacture, use, and/or sale of certain Modoral Velo products that Modoral acquired from Dryft Sciences does not infringe a Swedish Match patent or its trade secrets. On 3 June 2021, the case was transferred to the U.S. District Court for the Central District of California. On 13 July 2021, Swedish Match and Helix Innovations GmbH filed counterclaims against Modoral for infringement of the patent and misappropriation of trade secrets arising out of the manufacture, use, and sale of Modoral's Velo product. On 15 December 2021, the court entered a Markman Order finding that the patent distinguishes a nicotine complex from the claimed 'nicotine salt,' and more specifically, affirmatively excluding the nicotine polacrilex complex used in the accused Velo product from the claimed invention because it is 'not a nicotine salt'. Swedish Match agreed to a joint stipulation and request for entry of judgment of non-infringement for all of the asserted claims of the '908 patent, which the Court granted on 19 January 2022. The case has been resolved, and the court entered an order granting the parties' joint stipulation of dismissal on 9 February 2023.
93. On 20 September 2023, Healthier Choices Management Corp. (HCMC) commenced proceedings against RJR Vapor before the U.S. District Court for the Middle District of North Carolina against the Vapour product Vuse Alto alleging infringement of U.S. Patent 9,538,788. On 17 November 2023, RJR Vapor filed a motion to dismiss the action in its entirety. Briefing on that motion is complete, and it is pending a decision.

Mozambican IP Litigation

94. On 19 April 2017, Sociedade Agrícola de Tabacos, Limitada (SAT) (a BAT Group company in Mozambique) filed a complaint to the National Inspectorate for Economic Activities (INAE), the government body under the Ministry of Industry and Trade, regarding alleged infringements of its registered trademark (GT) by GS Tobacco SA (GST). INAE subsequently seized the allegedly infringing products (GS cigarettes) and fined and ordered GST to discontinue manufacturing products that could infringe SAT's intellectual property rights. Following INAE's decision, in July 2017 and March 2018, SAT sought damages via the Judicial Court of Nampula, from GST in the amount of MZN46,811,700 (approximately £575,018) as well as a permanent restraint order in connection with the manufacturing and selling of the allegedly infringing products. The Judicial Court of Nampula (Tribunal Judicial de Nampula) granted the order on an interim basis on 7 August 2017. After hearing the parties, on 5 September 2017, the court found that no alleged infringement by GST had occurred and removed the interim restraint order, this decision was appealed by SAT and is currently pending a decision. GST filed an application for review against INAE's initial decision directly to the Minister of Trade and Industry, which reversed the decision of INAE. On 31 December 2018, SAT was notified of GST's counterclaim against SAT at the Judicial Court of Nampula for damages allegedly sustained as a result of SAT's complaint to INAE (and INAE's decision). GST is seeking damages in the amount of approximately MZN14.5 billion (approximately £178 million). On 31 January 2019 SAT filed a formal response to the counterclaim. GST was notified on 28 February 2019 to file a response to SAT's formal response to the counterclaim and the judge scheduled the preliminary hearing for 14 March 2019. This hearing was adjourned and was held on 2 April 2019, when the court heard arguments on the validity of GST's counterclaim. On 2 September 2019, SAT received notification of an order which provided that (i) SAT's claim had been dismissed by the court; and (ii) the GST counterclaim would proceed to trial. On 9 September 2019 SAT responded to the order by appealing the dismissal of the SAT claim. Additionally, SAT made an interlocutory application in the counterclaim proceedings to challenge certain questions posed by the judge, on the basis that the responses may be used as evidence at trial. SAT was notified in December 2021 that the trial of the counterclaim was to take place on 24 February 2022. SAT subsequently submitted a complaint related to that trial to the court, on the basis that prior to any further step being taken in relation to the trial the process should be submitted to the superior court for analysis, as per the appeals previously submitted in the proceedings. SAT's complaint has been appreciated favourably and the process will be remitted to the superior court. Trial has not taken place.

Malawi Group Action

95. In December 2020, the Company and British American Tobacco (GLP) Limited ("GLP") were named as defendants in a claim made in the English High Court by around 7,500 Malawian tobacco farmers and their family members. The claim also names Imperial Brands plc and five affiliates as defendants. The claimants allege they were subjected to unlawful and exploitative working conditions on tobacco farms from which it is alleged that the defendants indirectly acquire tobacco. They seek unquantified damages (including aggravated and exemplary damages) for the torts of negligence and conversion and unquantified personal and proprietary remedies for restitution of unjust enrichment. They also seek an injunction to restrain the commission of further torts of conversion or negligence by the defendants. The defendants had an application to strike out the claims dismissed in a judgment dated 25 June 2021. In January 2022, the Company and GLP were served with a similar claim by around a further 3,500 claimants. The Company and GLP intend vigorously to defend the claims.

Middle East Litigation

96. On 25 January 2021, Walid Ahmed Mohammed Al Naghi for Trading Establishment (Al Naghi), a former distributor for the Group's operating companies in the Middle East, filed a claim in the Commercial Court in Jeddah, Saudi Arabia, seeking SAR2,105,356,121 (approximately £440.4 million) for reimbursement of funds allegedly due under contract. Al Naghi did not formally name any Group entity as a defendant in the claim. The claim was dismissed orally by the Court on 9 February 2021. On 20 April 2021, Al Naghi filed a new claim in the Jeddah Commercial Court against B.A.T. (U.K. and Export) Limited (BAT UKE) demanding that BAT UKE reimburse Al Naghi in the amount of SAR2,105,356,121 allegedly paid by Al Naghi to the customs authorities in customs dues. On 16 June 2021, the Court of First Instance issued a judgment dismissing the claim against BAT UKE on the ground that BAT UKE lacks legal standing to be sued. On 22 August 2021, Al Naghi filed an appeal against the Court of First Instance judgment. On 15 November 2021, the Appellate Court remanded the case to the lower Court in order for the lower Court to join BAT entities in Bahrain and UAE, which Al Naghi had wrongly claimed on appeal to be branches of BAT UKE. The lower Court tried to summon the Bahrain and UAE BAT entities to obtain clarifications about their status; however, said entities were not properly notified and did not appear. On 2 August 2022, the Court reversed its decision to seek clarifications from the BAT entities in Bahrain and UAE and dismissed the claim against BAT UKE for lack of legal capacity. On 29 August 2022, Al Naghi filed an appeal against the Court of First Instance judgment. On 5 December 2022, the Court of Appeal issued a judgment affirming the preliminary court's ruling dismissing Al Naghi's claim against BAT UKE. On 27 December 2022, Al Naghi filed an appeal before the Supreme Court. On 15 May 2023, the Supreme Court issued a judgment dismissing Al Naghi's appeal. The dismissal is final in respect of Al Naghi's claim against BAT UKE.

97. On 6 November 2023, Al Naghi filed a claim in the Commercial Court in Jeddah, Saudi Arabia, seeking SAR2,105,356,121 (approximately £440.4 million) for reimbursement of funds allegedly due under contract. The claim named British American Tobacco Middle East W.L.L. as the defendant. The court has ordered the exchange of memoranda. The next hearing is scheduled for 21 February 2024.

98. In late December 2023, BAT UKE received a request for arbitration proceedings from a customer/distributor in the Middle East, seeking damages of approximately US\$116 million (approximately £91 million). BAT UKE has submitted its response to the claim.

Asbestos Litigation

99. As at 31 December 2022, there were four active asbestos personal injury cases against BATUS Holdings Inc. and various other defendants. During the financial year 2023, BATUS Holdings Inc. was served with 17 new asbestos personal injury cases, and BATUS Holdings Inc. was dismissed from eight asbestos personal injury cases (including *Stuck* and *Mannooch*) by court order for lack of personal jurisdiction or by voluntary dismissal. Consequently, as of 31 December 2023, there are 13 active cases. The plaintiffs in each case allege exposure to the defendants' asbestos and asbestos-containing talcum powder and cosmetics products, and assert claims under state law, including for negligence, breach of warranty, strict liability, conspiracy, fraud and wrongful death. The plaintiffs seek unspecified compensatory and punitive damages. Of the 13 active cases, 10 cases (*Lowis, Phillips, Cooke, Dove, Gibbs, Westropp, Knight, Steggles, Doonan, and Oakenfold*) are filed in the Supreme Court of the State of New York (New York County), two cases (*Weber* and *Redgewell*) are filed in the Circuit Court of the 17th Judicial Circuit in and for Broward County, Florida, and one case (*Caswell*) is filed in the Superior Court of the State of California (*Alameda County*). In all of these pending cases, BATUS Holdings Inc. has filed motions to dismiss for lack of personal jurisdiction.

Financial Statements

Notes on Accounts

Continued

Cigarette Filter Litter Litigation

100. On 21 November 2022, the Mayor and City Council of Baltimore, Maryland, filed a lawsuit in the Circuit Court for Baltimore City naming the Company and RJRT, as well as PM USA, Altria Group, Liggett Group LLC and a Maryland-based distributor, as defendants. RJRT was served on 13 December 2022, and the Company received the complaint on 18 January 2023. The plaintiff, a municipality, alleges that the defendants manufactured, distributed and sold non-biodegradable cigarette filters with knowledge that consumers would discard used filters on public property owned by the plaintiff, and further alleges that the defendants failed to warn consumers of the alleged environmental impacts of littered filters. The plaintiff asserts causes of action for alleged violation of state and municipal civil and criminal anti-littering and dumping laws, trespass, strict liability and negligent design defect, public nuisance, and strict liability and negligent failure to warn. The plaintiff seeks, among other relief, unspecified damages (including punitive damages) for costs allegedly incurred removing discarded cigarette filters from public property, and for alleged damage to land and natural resources and property value diminution, along with fines under state and municipal laws. On 3 February 2023, PM USA filed a notice of removal of the litigation to the Federal District Court in Baltimore, Maryland. The plaintiff moved to remand the action back to the Circuit Court for Baltimore City on 20 March 2023. The federal court, following briefing on the motion, issued an order on 19 January 2024 remanding the action back to the Circuit Court for Baltimore City.

U.S. Securities Putative Class Action

101. On 24 January 2024, Gary David, a purported holder of Company securities, initiated a putative class action in the United States District Court for the Eastern District of New York on behalf of all purchasers of publicly traded Company securities between 9 February 2023 and 6 December 2023. The complaint names the Company and certain of its current and former officers as defendants, and alleges that during the class period the defendants made false or misleading public statements regarding the risks and potential likelihood of an impairment charge to the value of the Reynolds cash-generating units or its brand intangibles. The complaint does not quantify the claimed damages.

Fox River

Background to environmental liabilities arising out of contamination of the Fox River:

102. U.S. authorities identified potentially responsible parties (PRPs), including NCR Corporation (NCR), to fund the clean-up of polluted sediments in the Lower Fox River, Wisconsin. Discharges of Polychlorinated Biphenyls (PCBs) from paper mills and other facilities operating close to the river caused that pollution. Industries' involvement with the environmental liabilities arises out of (i) indemnity arrangements which it became party to due to various transactions that took place from the late-1970s onwards and (ii) subsequent litigation brought by NCR against Industries and Appvion Inc. (Appvion) (a former Group subsidiary) in relation to those arrangements.

103. Following substantial litigation in the United States regarding the responsibility for the costs of the clean-up operations, and enforcement proceedings brought by the U.S. Government against NCR and Appvion to ensure compliance with regulatory orders made relating to the Fox River clean-up, the District Court of Wisconsin approved (on 23 August 2017) a form of settlement with the U.S. Government known as a Consent Decree.

104. A key term of that Consent Decree is that NCR was obliged to perform and fund all of the remaining Fox River remediation work by itself.

105. A cost breakdown filed in support of the motion to approve the Consent Decree estimates the total Fox River clean-up costs (including natural resource damages) to be US\$1,346 million (approximately £1,055.6 million).

106. A further Consent Decree between the U.S. Government, P.H. Glatfelter Company and Georgia-Pacific Consumer Products LP (Georgia-Pacific), approved by the Wisconsin District Court on 14 March 2019, concluded all remaining litigation relating to the Fox River. In November 2019, an arbitral tribunal awarded approximately US\$10 million (approximately £7.8 million) to the remediation contractor engaged by a limited liability company formed by NCR and Appvion to perform the Fox River clean-up operation. NCR has stated (in its 2021 Annual Report on Form 10-K) that its indemnitors and co-obligors were responsible for the majority of the award, with its own share being approximately 25%.

107. On 3 October 2022, the United States Environmental Protection Agency issued a Certificate of Completion in respect of remedial action for the Lower Fox River.

Industries' involvement with environmental liabilities arising out of the contamination of the Fox River:

108. NCR's position is that, under the terms of a 1998 Settlement Agreement between it, Appvion and Industries, and a 2005 arbitration award, Industries and Appvion had a joint and several obligation to bear 60% of the Fox River environmental remediation costs imposed on NCR and of any amounts NCR has to pay in respect of other PRPs' contribution claims. BAT has not acknowledged any such liability to NCR and has defences to such claims.

109. Until May 2012, Appvion and Windward Prospects Limited (Windward) (another former Group subsidiary) paid a 60% share of the clean-up costs incurred by NCR. Industries was never required to contribute. Around that time, Appvion refused to continue to pay clean-up costs, NCR therefore demanded that Industries pay a 60% share of those costs. Industries resisted NCR's demand and commenced proceedings against Windward and Appvion seeking confirmation of indemnities provided to Industries in respect of any liability it might have to NCR (the English Indemnity Proceedings) pursuant to a 1990 de-merger agreement between those parties.

Funding Agreement of 30 September 2014

110. On 30 September 2014, Industries entered into a Funding Agreement with Windward, Appvion, NCR and BTI 2014 LLC (BTI) (a wholly owned subsidiary of Industries). Pursuant to the Funding Agreement:

- the English Indemnity Proceedings (and a related counterclaim) and NCR-Appvion arbitration were discontinued;
- the parties agreed a framework through which they would together fund the ongoing costs of the Fox River clean-up; and
- NCR agreed to accept funding by Industries at the lower level of 50% of the ongoing clean-up related costs of the Fox River (rather than the 60% referenced above). This remains subject to an ability to litigate at a later stage the extent of Industries' liability (if any) in relation to Fox River clean-up-related costs (including in respect of the 50% of costs that Industries has paid under the Funding Agreement to date).

111. Additionally, Windward has contributed US\$10 million (approximately £7.8 million) of funding. Appvion has contributed US\$25 million (approximately £19.6 million) for Fox River and agreed to contribute US\$25 million (approximately £19.6 million) for the Kalamazoo River (see further below). Appvion entered Chapter 11 bankruptcy protection on 1 October 2017.

112. The parties also agreed to cooperate in order to maximise recoveries from certain claims made against third parties, including (i) a claim commenced by Windward in the High Court of England & Wales (the High Court) against Sequana S.A. (Sequana) and the former Windward directors (the Windward Dividend Claim), assigned to BTI under the Funding Agreement, and which relates to dividend payments made by Windward to Sequana of around €443 million (approximately £384 million) in 2008 and €135 million (approximately £117.0 million) in 2009 (the Dividend Payments) and (ii) a claim commenced by Industries directly against Sequana to recover the value of the Dividend Payments alleging that the dividends were paid for the purpose of putting assets beyond the reach of Windward's creditors (including Industries) (the BAT section 423 Claim) (together, the Sequana Proceedings).
113. Pursuant to a judgment of the High Court handed down on 11 July 2016, the court upheld the BAT section 423 Claim. By way of a consequential judgment dated 10 February 2017, the High Court ordered that Sequana pay to BTI an amount up to the full value of the 2009 Dividend plus interest, equating to around US\$185 million (approximately £145.1 million). The Court dismissed the Windward Dividend Claim.
114. The parties pursued cross-appeals on the judgment and payments in respect of the judgment were stayed. On 6 February 2019 the Court of Appeal gave judgment upholding the High Court's findings, with one immaterial change to the method of calculating the damages awarded. Sequana remains liable to pay approximately US\$185 million (approximately £145.1 million) and around £10 million in costs to Industries.
115. On 15 May 2019, the Nanterre Commercial Court made an order placing Sequana into formal liquidation proceedings. To date, Sequana has made no payments to Industries. Because of Sequana's ongoing insolvency process, execution of that judgment is stayed.
116. BTI subsequently appealed to the Supreme Court in respect of the Windward Dividend Claims. On 5 October 2022, the Supreme Court handed down its judgment, dismissing BTI's appeal.
117. BTI has brought claims against certain of Windward's former advisers, including Windward's auditors at the time of the dividend payments, PricewaterhouseCoopers LLP (PwC) (which claims were also assigned to BTI under the Funding Agreement). BTI's claim against PwC is progressing in the High Court and the trial is scheduled to take place in the summer of 2024. An agreed stay is in place in respect of BTI's separate assigned claim against Freshfields Bruckhaus Deringer.
118. The sums Industries has paid under the Funding Agreement are subject to the reservation as set out in paragraphs 110-111 above and ongoing adjustment. Clean-up costs can only be estimated in advance of the work being carried out and certain sums payable are the subject of ongoing U.S. litigation. In 2019, Industries paid £32 million in respect of clean-up costs. In 2020, Industries paid £2 million in respect of clean-up costs. In 2021, Industries paid a further £2 million in respect of clean-up costs. In 2022, Industries has paid an additional £1 million in respect of clean-up costs. Industries is potentially liable for further costs associated with the clean-up. Industries has a provision of £44 million which represents the current best estimate of its exposure – see note 24.
120. Following further litigation, on 11 December 2019, NCR announced that it had entered into a Consent Decree with the U.S. Government and the State of Michigan (subsequently approved by the Michigan Court on 2 December 2020), pursuant to which it assumed liability for certain remediation work at the Kalamazoo River. The payments to be made on the face of the Consent Decree in respect of such work total approximately US\$245 million (approximately £192 million). The Consent Decree also provides for the payment by NCR of an outstanding judgment against it of approximately US\$20 million (approximately £15.7 million) to Georgia-Pacific.
121. The quantum of the clean-up costs for the Kalamazoo River is presently unclear. It seems likely to exceed the amounts payable on the face of the Consent Decree.
122. On 10 February 2023, NCR filed a complaint in the United States District Court for the Southern District of New York against Industries, seeking a declaration that Industries must compensate NCR for 60% of costs NCR incurred and incurs relating to the Kalamazoo River site on the asserted basis that the Kalamazoo River constitutes a 'Future Site' for the purposes of the Settlement Agreement. The Funding Agreement described above does not resolve any such claims. On 23 June 2023, Industries filed its defence and counterclaims in the proceedings. On 2 October 2023, NCR filed a motion for declaratory judgment on its complaint and to strike out Industries' defences and counterclaims. Industries has filed its reply to this motion. The motion is expected to be heard in February 2024.
123. Industries also anticipates that NCR will seek to recover from Appvion (subject to a cap of US\$25 million (approximately £19.6 million)) for 'Future Sites' under the Funding Agreement. The effect of Appvion's Chapter 11 bankruptcy proceedings on its liability for Future Sites payments under the Funding Agreement is currently uncertain. NCR has indicated that if it is unable to obtain recovery from Appvion then it will seek to recover such from Industries as part of the 60% referred to in paragraph 122 above.
124. In summary, Industries is and has been taking active steps to protect its interests. These include preparation of all its defences and counterclaims, seeking to procure the repayment of the Windward dividends, pursuing the other valuable claims that are now within its control, and working with the other parties to the Funding Agreement to maximise recoveries from third parties with a view to ensuring that amounts funded towards clean-up related costs are later recouped under the agreed repayment mechanisms under the Funding Agreement.

Other environmental matters

125. Reynolds American and its subsidiaries are subject to federal, state and local environmental laws and regulations concerning the discharge, storage, handling and disposal of hazardous or toxic substances. Such laws and regulations provide for significant fines, penalties and liabilities, sometimes without regard to whether the owner or operator of the property or facility knew of, or was responsible for, the release or presence of hazardous or toxic substances. In addition, third parties may make claims against owners or operators of properties for personal injuries and property damage associated with releases of hazardous or toxic substances. In the past, RJRT has been named a PRP with third parties under CERCLA with respect to several superfund sites. Reynolds American and its subsidiaries are not aware of any current environmental matters that are expected to have a material adverse effect on the business, results of operations or financial position of Reynolds American or its subsidiaries.

Kalamazoo

119. Georgia-Pacific, a designated PRP in respect of the Kalamazoo River in Michigan, also pursued NCR in relation to remediation costs caused by PCBs released into that river. On 26 September 2013, the United States District Court, Michigan held that NCR was liable as a PRP on the basis that it had arranged for the disposal of hazardous material for the purposes of the Comprehensive Environmental Response, Compensation and Liability Act (CERCLA).

Financial Statements

Notes on Accounts

Continued

Investigations

126. From time to time, the Group investigates, and becomes aware of governmental authorities' investigations into allegations of misconduct, including alleged breaches of sanctions and allegations of corruption at Group companies. Some of these allegations are currently being investigated. The Group cooperates with the authorities, where appropriate.
127. On 25 April 2023, the Group announced that it had reached agreement with DOJ and the United States Department of the Treasury's Office of Foreign Assets Controls (OFAC) to resolve previously disclosed investigations into suspicions of sanctions breaches. These concerned business activities relating to the Democratic People's Republic of Korea between 2007 and 2017. British American Tobacco p.l.c. entered into a three-year deferred prosecution agreement (DPA) with DOJ and a civil settlement agreement with OFAC. DOJ's charges against the Company—one count of conspiring to commit bank fraud and one count of conspiring to violate sanctions laws—were filed and will later be dismissed if the Company abides by the terms of the DPA. In addition, a BAT subsidiary in Singapore, British-American Tobacco Marketing (Singapore) Private Limited, pleaded guilty to the same charges. The total amount payable to the U.S. authorities is approximately US\$635 million plus interest, which is being paid by British American Tobacco p.l.c.

Closed litigation matters

128. The following matters on which the Company reported in the contingent liabilities and financial commitments note 31 to the Company's 2022 financial statements have been dismissed, concluded or resolved as noted below:

Matter	Jurisdiction	Companies named as Defendants	Description	Disposition
Distributor Customs Dispute	Qatar	British American Tobacco Middle East S.P.C.	Indemnity Litigation	Resolved
Carlson/Alloway/Wolfe asbestos litigation	U.S.	BATUS Holdings Inc	Personal Injury	Voluntary dismissal by plaintiffs
Philip Morris Products S.A. EP (UK) patent counterclaim ('Glo' tobacco heating devices)	UK	Nicoventures Trading Limited, British American Tobacco (Investments) Limited	IP	Court judgment of dismissal in favour of Defendants
Jones v American Tobacco Co	Missouri	RJRT, B&W, Lorillard Tobacco and certain parent companies	Class action	Closed by court as an inactive file

General Litigation Conclusion

129. While it is impossible to be certain of the outcome of any particular case or of the amount of any possible adverse verdict, the Group believes that the defences of the Group's companies to all these various claims are meritorious on both the law and the facts, and a vigorous defence is being made everywhere.
130. As indicated above, on 1 March 2019 the Quebec Court of Appeal released its appeal judgment. The trial judgment was largely upheld by a unanimous decision of the five-member panel, and did not displace the order of the Court that previously required the defendants to post security deposits in the amount of CAD\$1.1 billion (approximately £654.4 million). This is the only executory aspect of the judgment. In these circumstances the Board of Directors of Imperial reassessed the recoverability of the litigation-related deposit, and accordingly, the Group recognised a charge against the income statement of CAD\$758 million (approximately £450.9 million), the amount of the initial deposit paid into court, and reflecting the amount of the judgment that is considered to be probable and estimable in line with IAS 37 *Provisions, Contingent Liabilities and Contingent Assets*. Consequently, the Group utilised the litigation-related deposit which was shown as a receivable at 31 December 2018 (within trade and receivables) against the current estimate of the liability and both the provision and litigation-related deposit were reduced accordingly. If further adverse judgments are entered against any of the Group's companies in any case, avenues of appeal will be pursued. Such appeals could require the appellants to post appeal bonds or substitute security (as has been necessary in Quebec) in amounts which could in some cases equal or exceed the amount of the judgment. At least in the aggregate, and despite the quality of defences available to the Group, it is not impossible that the Group's results of operations or cash flows in any particular period could be materially adversely affected by the impact of a significant increase in litigation, difficulties in obtaining the bonding required to stay execution of judgments on appeal, or any final outcome of any particular litigation.

131. Having regard to all these matters, with the exception of the Quebec Class Actions and Fox River, the Group does not consider it appropriate to make any provision in respect of any pending litigation because the likelihood of any resulting material loss, on an individual case basis, is not considered probable and/or the amount of any such loss cannot be reasonably estimated. Notwithstanding the negative decision in the Quebec Class Actions, the Group does not believe that the ultimate outcome of this litigation will significantly impair the Group's financial condition. If the facts and circumstances change and result in further unfavourable outcomes in the pending litigation, then there could be a material impact on the financial statements of the Group. In addition, the Group accrues for damages, attorneys' fees and/or statutory interest, including in respect of certain *Engle Progeny* cases, certain U.S. individual smoking and health cases, the DOJ medical reimbursement/corrective statement case and the DOJ and OFAC investigations.

Other contingencies

132. *JTI Indemnities*. By a purchase agreement dated 9 March 1999, amended and restated as at 11 May 1999, referred to as the 1999 Purchase Agreement, R.J. Reynolds Tobacco Holdings, Inc. (RJR) and RJRT sold their international tobacco business to JTI. Under the 1999 Purchase Agreement, RJR and RJRT retained certain liabilities relating to the international tobacco business sold to JTI, and agreed to indemnify JTI against: (i) any liabilities, costs and expenses arising out of the imposition or assessment of any tax with respect to the international tobacco business arising prior to the sale, other than as reflected on the closing balance sheet; (ii) any liabilities, costs and expenses that JTI or any of its affiliates, including the acquired entities, may incur after the sale with respect to any of RJR's or RJRT's employee benefit and welfare plans; and (iii) any liabilities, costs and expenses incurred by JTI or any of its affiliates arising out of certain activities of Northern Brands.
133. RJRT has received claims for indemnification from JTI, and several of these have been resolved. Although RJR and RJRT recognise that, under certain circumstances, they may have other unresolved indemnification obligations to JTI under the 1999 Purchase Agreement, RJR and RJRT disagree what circumstances described in such claims give rise to any indemnification obligations by RJR and RJRT and the nature and extent of any such obligation. RJR and RJRT have conveyed their position to JTI, and the parties have agreed to resolve their differences at a later date.
134. *ITG Indemnity*. In the purchase agreement relating to the Divestiture as amended, Reynolds American agreed to defend and indemnify, subject to certain conditions and limitations, ITG in connection with claims relating to the purchase or use of one or more of the Winston, Kool, Salem or Maverick cigarette brands on or before 12 June 2015, as well as in actions filed before 13 June 2025, relating to the purchase or use of one or more of the Winston, Kool, Salem or Maverick cigarette brands. In the purchase agreement relating to the Divestiture, ITG agreed to defend and indemnify, subject to certain conditions and limitations, Reynolds American and its affiliates in connection with claims relating to the purchase or use of 'blu' brand e-cigarettes. ITG also agreed to defend and indemnify, subject to certain conditions and limitations, Reynolds American and its affiliates in actions filed after 12 June 2025, relating to the purchase or use of one or more of the Winston, Kool, Salem or Maverick cigarette brands after 12 June 2015. ITG has tendered a number of actions to Reynolds American under the terms of this indemnity, and Reynolds American has, subject to a reservation of rights, agreed to defend and indemnify ITG pursuant to the terms of the indemnity. Reynolds American has tendered an action to ITG under the terms of this indemnity, and ITG has, subject to a reservation of rights, agreed to defend and indemnify Reynolds American and its affiliates pursuant to the terms of the indemnity. These claims are substantially similar in nature and extent to claims asserted directly against RJRT in similar actions.
135. *Loews Indemnity*. In 2008, Loews Corporation (Loews), entered into an agreement with Lorillard Inc., Lorillard Tobacco, and certain of their affiliates, which agreement is referred to as the 'Separation Agreement'. In the Separation Agreement, Lorillard agreed to indemnify Loews and its officers, directors, employees and agents against all costs and expenses arising out of third-party claims (including, without limitation, attorneys' fees, interest, penalties and costs of investigation or preparation of defence), judgments, fines, losses, claims, damages, liabilities, taxes, demands, assessments, and amounts paid in settlement based on, arising out of or resulting from, among other things, Loews' ownership of or the operation of Lorillard and its assets and properties, and its operation or conduct of its businesses at any time prior to or following the separation of Lorillard and Loews (including with respect to any product liability claims). Loews is a defendant in three pending product liability actions, each of which is a putative class action. Pursuant to the Separation Agreement, Lorillard is required to indemnify Loews for the amount of any losses and any legal or other fees with respect to such cases. Following the closing of the Lorillard merger, RJRT assumed Lorillard's obligations under the Separation Agreement as was required under the Separation Agreement.

Financial Statements

Notes on Accounts

Continued

136. *SFRTI Indemnity.* In connection with the 13 January 2016 sale by Reynolds American of the international rights to the NAS brand name and associated trademarks, along with SFR Tobacco International GmbH (SFRTI) and other international companies that distributed and marketed the brand outside the United States, to JT International Holding BV (JTI Holding), each of SFNTC, R. J. Reynolds Global Products, Inc., and R. J. Reynolds Tobacco B.V. agreed to indemnify JTI Holding against, among other things, any liabilities, costs, and expenses relating to actions (i) commenced on or before (a) 13 January 2019, to the extent relating to alleged personal injuries, and (b) in all other cases, 13 January 2021; (ii) brought by (a) a governmental authority to enforce legislation implementing European Union Directive 2001/37/EC or European Directive 2014/40/EU or (b) consumers or a consumer association; and (iii) arising out of any statement or claim (a) made on or before 13 January 2016, (b) by any company sold to JTI Holding in the transaction, (c) concerning NAS brand products consumed or intended to be consumed outside of the United States and (d) that the NAS brand product is natural, organic, or additive-free. Under the terms of this indemnity, JTI Holding requested indemnification from Santa Fe Natural Tobacco Company Germany GmbH (SFNTCG) in connection with an audit of SFNTCG relating to transfer pricing for the tax years 2007 to 2010 and 2012 to 2015. These claims settled for a total of US\$4,653,009 (approximately £3,649,418) in taxes and interest.
137. *Indemnification of Distributors and Retailers.* RJRT, Lorillard Tobacco, SFNTC, American Snuff Co. and RJR Vapor have entered into agreements to indemnify certain distributors and retailers from liability and related defence costs arising out of the sale or distribution of their products. Additionally, SFNTC has entered into an agreement to indemnify a supplier from liability and related defence costs arising out of the sale or use of SFNTC's products. The cost has been, and is expected to be, insignificant. RJRT, SFNTC, American Snuff Co. and RJR Vapor believe that the indemnified claims are substantially similar in nature and extent to the claims that they are already exposed to by virtue of their having manufactured those products.
138. Except as otherwise noted above, Reynolds American is not able to estimate the maximum potential of future payments, if any, related to these indemnification obligations.
139. *Competition Investigations.* There are instances where Group companies are cooperating with relevant national competition authorities in relation to ongoing competition law investigations and/or engaged in legal proceedings at the appellate level, including (amongst others) in the Netherlands and Nigeria. In regards to the previously disclosed investigation by the Nigerian Federal Competition and Consumer Protection Commission (FCCPC) into alleged violations of the Nigerian Competition and Consumer Protection Act and National Tobacco Control Act, a consent order was entered into between the FCCPC and British American Tobacco (Holdings) Limited, British American Tobacco (Nigeria) Limited and British American Tobacco Marketing (Nigeria) Limited in December 2022 terminating the investigation and associated proceedings, replacing the previous final order. Amongst other measures, the final order includes provision for the payment in Naira of a penalty equivalent to US\$110 million and the Group's Nigerian subsidiaries will be subject to a two-year period of monitorship.

Tax disputes

The Group has exposures in respect of the payment or recovery of a number of taxes. The Group is and has been subject to a number of tax audits covering, amongst others, excise tax, value added taxes, sales taxes, corporate taxes, withholding taxes and payroll taxes.

The estimated costs of known tax obligations have been provided in these accounts in accordance with the Group's accounting policies. In some countries, tax law requires that full or part payment of disputed tax assessments be made pending resolution of the dispute. To the extent that such payments exceed the estimated obligation, they would not be recognised as an expense. While the amounts that may be payable or receivable in relation to tax disputes could be material to the results or cash flows of the Group in the period in which they are recognised, the Board does not expect these amounts to have a material effect on the Group's financial condition.

The following matters are in or may proceed to litigation:

Corporate taxes

Brazil

Profits of overseas subsidiaries. The Brazilian Federal Tax Authority has filed claims against Souza Cruz seeking to reassess the profits of overseas subsidiaries to corporate income tax and social contribution tax. The reassessments are for the years 2004 until and including 2012 for a total amount of BRL1,750 million (£283 million) to cover tax, interest and penalties.

Souza Cruz appealed all reassessments. Regarding the first assessments (2004-2006), Souza Cruz's appeals were rejected by the ultimate Administrative Court after which Souza Cruz filed two lawsuits with the Judicial Court to appeal the reassessments. The judgment in respect of the reassessment of corporate income tax has been decided in favour of Souza Cruz by the first level of the Judicial Court and Souza Cruz is waiting to see whether the Brazilian Tax Authorities will appeal the judgment. The lawsuit appealing the social contribution tax is pending judgment in the first level of the Judicial Court. The appeal against the second assessments (2007 and 2008) was upheld at the second tier tribunal and was closed. In 2015, a further reassessment for the same period (2007 and 2008) was raised after the five-year statute of limitation which has been appealed against. Souza Cruz received further reassessments in 2014 for the 2009 calendar year and in 2015 an assessment for the 2010 calendar year. Souza Cruz appealed both the reassessments in full. In December 2016, assessments were received for the calendar years 2011 and 2012 which have also been appealed. In October 2023, the administrative courts issued their judgments on all of the remaining cases from 2007 to 2012. In three of the four cases (2009-2012) the court decision was tied, with five judges each siding for the tax authority and for the taxpayer. In these circumstances the tax authorities are presumed to prevail but potential penalties are reduced. The procedural appeal regarding 2007 and 2008 was rejected. All judgments will be appealed to the judicial courts.

Rio de Janeiro VAT Incentives. The Brazilian Federal Tax authority has challenged the treatment of Rio de Janeiro VAT incentives. In October 2021, in respect of the 2016-2021 calendar years, the authorities position was upheld at the lower Judicial Court. Souza Cruz has appealed in full against the Judgment. The maximum exposure from 2016-2023 is BRL1,152 million (£186 million) including potential interest and penalties, and reflecting a recent binding Supreme Court decision which reduces the value of these incentives by 10% (as described in note 6(k)).

Netherlands

The Dutch tax authority has issued a number of assessments on various issues across the years 2003-2016 in relation to various intra-group transactions. The assessments amount to an aggregate net potential liability across these periods of £1,148 million covering tax, interest and penalties. The Group appealed against the assessments in full.

In relation to the periods from 2003-2007 (with an aggregate potential net liability of £7 million), the District Court of North Holland issued judgments on 3rd March 2021. The appeal against the assessments was upheld, with the court finding for the Group. The Dutch tax authority have appealed to the High Court.

In relation to the periods from 2008-2013 (with an aggregate potential net liability of £182 million), the District Court of North Holland issued judgments on 17th October 2022, resulting in findings against the Group on a number of issues. These judgments have been appealed to the High Court.

On the 15th December 2023 the Dutch District Court issued its judgement covering the period 2014-2016 (with an aggregate potential net liability of £959 million). On the issue of mark to market losses on external bonds of British American Tobacco Holdings (The Netherlands) B.V., the appeal against the assessments was upheld in full, with the court finding for the Group. In relation to other intra-group transactions, including the termination of licence rights, the court found against the Group. Both the Group and Dutch tax authorities have appealed items lost to the High Court.

Having considered the judgment and the Dutch judicial and international proceedings available to it, the Group has recognised a further adjusting charge of £70 million in 2023, with a total provision of £145 million recognised at 31 December 2023.

As part of the 15th December 2023 judgement the assessed fine of £108 million for the filing of an intentionally incorrect tax return was upheld but reduced to £92 million. The Group has appealed in full to the High Court and considers no provision is appropriate.

The Group believes that its companies have meritorious defences in law and fact in each of the above matters and intends to pursue each dispute through the judicial system as necessary. With the exception of the Netherlands, the Group does not consider it appropriate to make provision for these amounts nor for any potential further amounts which may be assessed in relation to these matters in subsequent years.

Indirect and other taxes

Bangladesh

In January 2019, a competitor filed a writ petition against the government and the National Board of Revenue (NBR) by which it initially challenged the failure of Government to implement the closing budget speech of the Honourable Finance Minister dated 27 June 2018 and reserving low segment for local brands. Thereafter, the competitor instead challenged the exclusion of protection given to local brands of cigarette manufactured by local manufacturers and sought a direction to continue the protection so granted to the local manufacturers of cigarettes in pursuance of a 2017 Special Order. The competitor further challenged the legality of a 2018 Special Order of the NBR through which the said protection was revoked. British American Tobacco Bangladesh Company Limited (BAT Bangladesh) was initially not a party to the writ petition, subsequently it became a party through an addition of party application. Upon hearing on multiple occasions, the High Court passed judgment in the matter on 21 September 2020. BAT Bangladesh filed an appeal against the High Court order and obtained a stay on 4 October 2020. By holding the prospective portion of the 2018 Special Order legal, the Court did not allow the discriminatory regime to continue. However, by holding illegal the retrospective portion of the 2018 Special Order, the Court revived the discriminatory regime for only one year, that is from 1 June 2017 to 6 June 2018 and held that any shortfall of revenue under the 2017 Special Order may be recovered from any party or manufacturer during the period of 1 June 2017 to 6 June 2018. Subsequently, the Large Taxpayers' Unit (LTU) VAT issued a show cause notice dated 24 September 2020 following the High Court judgment claiming unpaid VAT & Supplementary Duty (SD) of BDT24,371 million (£174 million) from 1 June 2017 to 6 June 2018. BAT Bangladesh appealed against the High Court judgment before the Appellate Division and obtained an order of stay. Since the High Court judgment is stayed, the LTU proceeding shall also be deemed to have been stayed.

In addition, BAT Bangladesh has received a memo from the NBR claiming BDT20,540 million (£147 million). This claim is related to VAT and SD allegedly owed by BAT Bangladesh due to the production of an extra 18 billion cigarettes. The allegation is based on an undisclosed purchase of local leaf, which is apparently inferred from a discrepancy found in BAT Bangladesh's 2016 Annual Report and VAT-1 records. NBR has reopened the matter and sent a memo to LTU cancelling the earlier order of the LTU Commissioner which was in favour of BAT Bangladesh and directing LTU to make the demand to BAT Bangladesh claiming the above-mentioned VAT and SD. Subsequently, BAT Bangladesh has received an official demand for payment related to this claim from LTU. BAT Bangladesh has challenged the memo of NBR and obtained a Rule in this regard. It has also challenged the demand letter of LTU and prayed for issuance of a supplementary rule and stayed the demand letter. The matter is currently pending before the High Court.

South Korea

In 2016, the Board of Audit and Inspection of Korea (BAI) concluded its tax assessment in relation to the 2014 year-end tobacco inventory, and imposed additional national excise, local excise, VAT taxes and penalties. This resulted in the recognition of a KRW80.7 billion (approximately £49 million) charge by Group subsidiaries, Rothmans Far East B.V. Korea Branch Office and BAT Korea Manufacturing Ltd. Management deems the tax and penalties to be unfounded and has appealed to the tax tribunal against the assessment. On grounds of materiality and the likelihood of the tax and penalties being reversed in future, the Group classified the tax and penalties charge as an adjusting item in 2016.

On 23 August 2019, the trial court ruled in favour of Rothmans Far East B.V. Korea Branch Office on KRW6.7 billion (approximately £4 million), the VAT portion of the assessment. The Korean government appealed the ruling on 16 September 2019. On 16 April 2021 the Court of Appeals affirmed the ruling of the Trial Court. The government immediately appealed to the Supreme Court and the Supreme Court also affirmed the ruling of the Appeals Court on 26 August 2021. On 16 September 2021, Rothmans Far East B.V. Korea Branch Office duly received the amount litigated (VAT portion) including statutory interests (note 6(g)).

On 9 September 2023, the trial court ruled in favour of the Korean government on national excise and local excise portion of the assessment. The Management of the British American Tobacco Korea Manufacturing Ltd. lodged an appeal to the Supreme Court on 30 October 2023.

Financial Statements

Notes on Accounts

Continued

Closed cases

In the contingent liabilities and financial commitments note 31 to the Company's 2022 financial statements, an indirect and other taxes case in Egypt was disclosed. This case was closed in 2022.

Commitments in relation to service contracts, non-capitalised leases

The total future minimum payments under non-cancellable service contracts based on when payments fall due:

	2023 £m	2022 £m
Service contracts		
Within one year	41	45
Between one and five years	46	66
Beyond five years	—	—
	87	111

Financial commitments arising from short-term leases and leases of low-value assets that are not capitalised under IFRS 16 Leases are £26 million (2022: £30 million) for property and £9 million (2022: £50 million) for plant, equipment and other assets.

32 Interests in subsidiaries

Subsidiaries with material non-controlling interests

Non-controlling interests principally arise from the Group's listed investment in Bangladesh (British American Tobacco Bangladesh Company Limited) where the Group held 72.91% in 2023, 2022 and 2021. Summarised financial information for Bangladesh is shown below as required by IFRS 12 *Disclosure of interest in other entities*. No adjustments have been made to the information below for the elimination of intercompany transactions and balances with the rest of the Group.

Summarised financial information	2023 £m	2022 £m	2021 £m
Revenue	680	732	640
Profit for the year	133	153	127
– Attributable to non-controlling interests	36	41	34
Total comprehensive income	91	132	127
– Attributable to non-controlling interests	25	36	34
Dividends paid and other appropriations made to non-controlling interests	(11)	(32)	(28)
Summary net assets:			
Non-current assets	299	322	303
Current assets	437	253	345
Non-current liabilities	71	78	70
Current liabilities	284	166	262
Total equity at the end of the year	381	331	316
– Attributable to non-controlling interests	103	90	86
Net cash generated from operating activities	167	164	52
Net cash used in investing activities	(51)	(46)	(26)
Net cash used in financing activities	(41)	(147)	(55)
Differences on exchange	1	4	—
Increase/(decrease) in net cash and cash equivalents	76	(25)	(29)
Net cash and cash equivalents at 1 January	(24)	1	30
Net cash and cash equivalents at 31 December	52	(24)	1

Subsidiaries subject to restrictions:

As a result of the Group's Canadian subsidiary, Imperial Tobacco Canada (ITCAN), entering CCAA protection, the assets of ITCAN are subject to restrictions. The table below summarises the assets and liabilities of ITCAN:

Summarised financial information	2023 £m	2022 £m
Non-current assets	2,471	2,554
Current assets	2,621	2,193
Non-current liabilities	(103)	(114)
Current liabilities	(494)	(526)
	4,495	4,107

Under the terms of CCAA, the court has appointed FTI Consulting Canada Inc. to act as a monitor. This monitor has no operational input and is not involved in the management of the business. The Group considers that ITCAN continues to meet the requirements of IFRS 10 *Consolidated Financial Statements*, and, until such requirements are not met, the Group will continue to consolidate the results of ITCAN.

Whilst the Group continues to control the operations of its Canadian subsidiary, there are restrictions over the ability to access or use certain assets including the ability to remit dividends. Included in non-current assets for 2023 and 2022 is goodwill of £2.4 billion subject to impairment reviews (note 12). Included in current liabilities are trade and other payables of £333 million (2022: £391 million), the majority of which are amounts payable in respect of duties and excise and accrued charges. A breakdown of current assets has been provided below.

	2023 £m	2022 £m
Cash and cash equivalents*	2,042	1,569
Inventory	103	182
Investments held at fair value	446	396
Other	30	46
	2,621	2,193

Note:

* Cash and cash equivalents above include £1,904 million (2022: £1,411 million) of restricted cash and cash equivalents. The Group defines restricted cash and cash equivalents as where there are significant restrictions on its ability to access or use the assets and settle the liabilities of the Group, but excludes cash and cash equivalents where there are also outstanding local currency borrowings or where there is an outstanding excise liability. In addition, dividends payable would also be excluded from restricted cash and cash equivalents if the dividend has been approved by the necessary regulatory channels.

Refer to note 31 for information on the Quebec Class Actions.

Other shareholdings

At 31 December 2023, the Group holds almost 100% (2022: almost 100%; 2021: 99%) of the equity shares of PT Bentoel Internasional Investama Tbk (Bentoel). Between 2011 and 2021, the Group was party to a total return swap on approximately 7% of Bentoel's issued capital. While the Group did not have legal ownership of these shares in this period, it retained the risks and rewards associated with them which resulted in the Group continuing to recognise an effective interest in 99% of Bentoel's net assets and results. In 2021, the Group terminated the total return swap as part of its intention to delist from the Indonesia Stock Exchange and go private by conducting a Voluntary Tender Offer (VTO), as a result of which the Group acquired 0.2% additional shares at a cost of £4 million. Shares from over one thousand individual shareholders who could not be contacted were transferred to a courts-approved Public Trustee during 2023 and the company was subsequently delisted on 16 January 2024.

33 Summarised financial information

The following summarised financial information is required by the rules of the Securities and Exchange Commission and has been prepared as a requirement of the Regulation S-X 3-10 in respect of the guarantees of:

- US\$9.10 billion of outstanding bonds issued by B.A.T Capital Corporation (BATCAP) in connection with the acquisition of Reynolds American Inc. (Reynolds American), including registered bonds issued in exchange for the initially issued bonds (the 2017 Bonds);
- US\$12.15 billion of outstanding bonds issued by BATCAP pursuant to the Shelf Registration Statement on Form F-3 filed on July 17, 2019, and US\$4.6 billion of outstanding bonds issued by BATCAP pursuant to the Shelf Registration Statement on Form F-3 filed on July 1, 2022 pursuant to which BATCAP, BATIF or the Company may issue an indefinite amount of debt securities; and
- US\$2.50 billion of outstanding bonds issued by BATIF pursuant to the Shelf Registration Statement on Form F-3 filed on July 17, 2019, and US\$1 billion of outstanding bonds issued by BATIF pursuant to the Shelf Registration Statement on Form F-3 filed on July 1, 2022 pursuant to which BATCAP, BATIF or the Company may issue an indefinite amount of debt securities.

As of July 28, 2020, all relevant Group entities suspended their reporting obligations with respect to the US\$6.7 billion (2022: US\$7.7 billion) of Reynolds American unsecured notes and US\$22.1 million (2022: US\$40.9 million) of Lorillard unsecured notes. As such, no summarised financial information is provided with respect to these securities.

As described below, Reynolds American is a subsidiary guarantor of all outstanding series of BATCAP and BATIF bonds. Under the terms of the indentures governing such notes, any subsidiary guarantor (including Reynolds American) other than BATCAP or BATIF, as applicable, BATNF and BATHTN, will automatically and unconditionally be released from all obligations under its guarantee, and such guarantee shall thereupon terminate and be discharged and of no further force or effect, in the event that (1) its guarantee of all then outstanding notes issued under the Group's EMTN Programme is released or (2) at substantially the same time its guarantee of the debt securities is terminated, such subsidiary guarantor is released from all obligations in respect of indebtedness for borrowed money for which such subsidiary guarantor is an obligor (as a guarantor or borrower). Under the EMTN Programme, Reynolds American's guarantee is released if at any time the aggregate amount of indebtedness for borrowed money, subject to certain exceptions, for which Reynolds American is an obligor does not exceed 10% of the outstanding long-term debt of BAT as reflected in the balance sheet included in BAT's most recent publicly released interim or annual consolidated financial statements.

Reynolds American's guarantee may be released notwithstanding Reynolds American guaranteeing other indebtedness, provided Reynolds American's guarantee of outstanding notes issued under the EMTN Programme is released. If Reynolds American's guarantee is released, BAT is not required to replace such guarantee, and the debt securities will have the benefit of fewer subsidiary guarantees for the remaining maturity of the debt securities.

Note:

The following summarised financial information report the unconsolidated contribution of each applicable company to the Group's consolidated results and not the separate financial statements for each applicable company as local financial statements are prepared in accordance with local legislative requirements and may differ from the financial information provided below. In particular, in respect of the U.S. region, all financial statements and financial information provided by or with respect to the U.S. business or RAI (and/or RAI and its subsidiaries (collectively, the Reynolds Group)) are prepared on the basis of U.S. GAAP and constitute the primary financial statements or financial information of the U.S. business or RAI (and/or the Reynolds Group). Solely for the purpose of consolidation within the results of BAT p.l.c. and the BAT Group, this financial information is then converted to IFRS. To the extent any such financial information provided in these financial statements relates to the U.S. business or RAI (and/or the Reynolds Group), it is provided as an explanation of the U.S. business's or RAI's (and/or the Reynolds Group's) primary U.S. GAAP based financial statements and information.

Financial Statements

Notes on Accounts

Continued

The subsidiaries disclosed below are wholly-owned and the guarantees provided are full and unconditional, and joint and several:

- a. British American Tobacco p.l.c. (as the parent guarantor), referred to as 'BAT p.l.c.' in the financials below;
- b. B.A.T Capital Corporation (as an issuer or a subsidiary guarantor, as the case may be), referred to as 'BATCAP' in the financials below;
- c. B.A.T. International Finance p.l.c. (as an issuer or a subsidiary guarantor, as the case may be), referred to as 'BATIF' in the financials below;
- d. B.A.T. Netherlands Finance B.V. (as a subsidiary guarantor), referred to as 'BATNF' in the financials below;
- e. Reynolds American Inc. (as a subsidiary guarantor), referred to as 'RAI' in the financials below; and
- f. British American Tobacco Holdings (The Netherlands) B.V. (as a subsidiary guarantor of the 2017 Bonds only), referred to as 'BATHTN' in the financials below.

In accordance with Regulation S-X 13-01, information in respect of investments in subsidiaries that are not issuers or guarantors has been excluded from non-current assets as shown in the balance sheet table below. The 'BATHTN' column in the summarised financial information is only applicable in the context of the 2017 Bonds. British American Tobacco Holdings (The Netherlands) B.V. (BATHTN) is not an issuer nor guarantor of any of the other securities referenced in this note. None of the issuers or other guarantors has material balances with or an investment in BATHTN. Investments in subsidiaries represents share capital acquired in relation to or issued by subsidiary undertakings.

Year ended 31 December 2023	Summarised Financial Information					
	BAT p.l.c. £m	BATCAP £m	BATIF £m	BATNF £m	RAI £m	BATHTN £m
Income Statement						
Revenue	—	—	—	—	—	—
(Loss)/profit from operations	(642)	3	4	—	—	5
Dividend income	4,950	—	1	—	5,234	424
Net finance income/(costs)	488	(204)	857	1	(538)	—
Profit/(loss) before taxation	4,796	(201)	862	1	4,696	429
Taxation on ordinary activities	(25)	22	17	—	127	(1)
Profit/(loss) for the year	4,771	(179)	879	1	4,823	428
Intercompany Transactions – Income Statement						
Transactions with non-issuer/non-guarantor subsidiaries (expense)/income	(120)	(1)	—	—	30	—
Transactions with non-issuer/non-guarantor subsidiaries net finance income	293	768	1,445	—	26	—
Dividend income from non-issuer/non-guarantor subsidiaries	4,950	—	—	—	5,234	424

Year ended 31 December 2022	Summarised Financial Information					
	BAT p.l.c. £m	BATCAP £m	BATIF £m	BATNF £m	RAI £m	BATHTN £m
Income Statement						
Revenue	—	—	—	—	—	—
(Loss)/profit from operations	(115)	(1)	(2)	—	5	1
Dividend income	7,515	—	—	—	4,835	148
Net finance income/(costs)	264	(52)	187	—	(500)	—
Profit/(loss) before taxation	7,664	(53)	185	—	4,340	149
Taxation on ordinary activities	(10)	(9)	(21)	—	110	—
Profit/(loss) for the year	7,654	(62)	164	—	4,450	149
Intercompany Transactions – Income Statement						
Transactions with non-issuer/non-guarantor subsidiaries (expense)/income	(116)	(1)	(2)	—	47	—
Transactions with non-issuer/non-guarantor subsidiaries net finance income	52	815	732	—	25	—
Dividend income from non-issuer/non-guarantor subsidiaries	7,515	—	—	—	4,835	148

As at 31 December 2023	Summarised Financial Information					
	BAT p.l.c. £m	BATCAP £m	BATIF £m	BATNF £m	RAI £m	BATHTN £m
Balance Sheet						
Non-current assets	1,917	20,691	2,238	1,422	318	43
Current assets	9,128	12,739	43,431	790	942	10
Non-current liabilities	1,580	18,266	12,901	1,422	9,163	11
Non-current borrowings	1,571	18,101	12,662	1,422	9,113	—
Other non-current liabilities	9	165	239	—	50	11
Current liabilities	339	15,137	30,091	789	1,301	4
Current borrowings	39	15,102	29,512	788	597	2
Other current liabilities	300	35	579	1	704	2
Intercompany Transactions – Balance Sheet						
Amounts due from non-issuer/non-guarantor subsidiaries	9,074	16,837	43,279	—	1,229	10
Amounts due to non-issuer/non-guarantor subsidiaries	—	3,735	25,686	—	18	1
Investment in subsidiaries (that are not issuers or guarantors)	27,234	—	718	—	25,185	1,537

As at 31 December 2022	Summarised Financial Information					
	BAT p.l.c. £m	BATCAP £m	BATIF £m	BATNF £m	RAI £m	BATHTN £m
Balance Sheet						
Non-current assets	1,917	20,962	2,480	1,500	405	45
Current assets	9,166	7,947	42,748	22	1,135	8
Non-current liabilities	1,580	20,018	14,058	1,500	10,094	12
Non-current borrowings	1,572	19,762	13,510	1,500	10,033	—
Other non-current liabilities	8	256	548	—	61	12
Current liabilities	55	8,749	29,379	21	1,011	1
Current borrowings	23	8,657	28,525	21	568	1
Other current liabilities	32	92	854	—	443	—
Intercompany Transactions - Balance Sheet						
Amounts due from non-issuer/non-guarantor subsidiaries	9,117	17,003	42,752	—	700	8
Amounts due to non-issuer/non-guarantor subsidiaries	5	3,890	22,702	—	34	1
Investment in subsidiaries (that are not issuers or guarantors)	27,234	—	718	—	26,690	1,573

Perpetual hybrid bonds

BAT p.l.c. has issued two €1 billion of perpetual hybrid bonds which have been classified as equity as there is no contractual obligation to either repay the principal or make payments of interest (note 22(d)).

BAT p.l.c.'s unconsolidated contribution to the Group's consolidated equity results is shown below:

BAT p.l.c.

As at 31 December	2023 £m	2022 £m
Total equity	36,360	36,682
Share capital	614	614
Share premium	112	113
Perpetual hybrid bonds	1,685	1,685
Other equity	33,949	34,270

Financial Statements

Group Companies and Undertakings

This disclosure is made in accordance with Section 409 of the Companies Act 2006 and The Large and Medium-sized Companies and Groups (Accounts and Reports) Regulations 2008, as amended by The Companies, Partnerships and Groups (Accounts and Reports) Regulations 2015. A full list of subsidiary undertakings, associates and joint ventures and joint operations as defined by IFRS (showing the country of incorporation, effective percentage of equity shares held and full registered office addresses) as at 31 December 2023 is disclosed below.

The subsidiary undertakings that are held directly by British American Tobacco p.l.c. (the ultimate Parent Company) are indicated thus *; all others are held by sub-holding companies.

Unless otherwise stated, the equity shares held are in the form of ordinary shares or common stock, except for those indicated thus #, which include preference shares. The effective percentage of equity shares held in subsidiary undertakings is 100% unless otherwise stated. Further, where the effective percentage of equity shares held by the sub-holding company is different from that held by British American Tobacco p.l.c., the percentage of equity shares held by British American Tobacco p.l.c. is indicated thus ^ and is shown after the percentage interest held by the sub-holding company.

The results of a number of these subsidiary undertakings principally affect the financial statements of the Group. These principal subsidiary undertakings are highlighted in grey and are considered to be the main corporate entities in those countries which, in aggregate, contributed 91% of the Group revenue in 2023.

Subsidiary Undertaking	
Albania	
Rruga e Kavajes, Ish Kombinati Ushqimor, Tirana, Albania	
British American Tobacco - Albania SH.P.K.	
Algeria	
Zone d'activité El Omran, Route de Ouled Fayet, Ilot 789- Lot 04, Cheraga, Alger, Algeria	
British American Tobacco (Algérie) S.P.A. (51%) ⁴	
Angola	
Viana Park, Polo Industrial, Viana, Luanda, Angola	
British American Tobacco - B.A.T. Angola, Limitada	
Sociedade Industrial Tabacos Angola LDA (71.60%)	
Sociedade Unificada Tabacos Angola LDA (62.67%)	
Argentina	
San Martín 140, Floor 14, City of Buenos Aires, Argentina	
BAT Operaciones S.A.U.	
British American Tobacco Argentina S.A.I.C.y F. (99.43%)	
Australia	
Level 25, 210 George Street, Sydney, NSW 2000	
BAT Australasia Ltd	
BAT Australia Ltd	
BAT Australia Overseas Pty Ltd	
BAT Australia Services Ltd	
BAT South Pty Ltd	
Rothmans Asia Pacific Limited [#]	
The Benson & Hedges Company Pty. Limited	
W.D. & H.O. Wills Holdings Limited	
Austria	
Dr.-Karl-Lueger-Platz 5, 1010, Wien, Austria	
British American Tobacco (Austria) GmbH	
Bahrain	
Flat 2115, Building 2504, Road 2832, Block 428 Al Seef Area, Kingdom of Bahrain	
British American Tobacco Middle East W.L.L.	
Bangladesh	
New DOHS Road, Mohakhali, Dhaka 1206, Bangladesh	
British American Tobacco Bangladesh Company Limited (72.91%)	
Barbados	
Chancery Chambers, Chancery House, High Street, Bridgetown, Barbados	
Southward Insurance Ltd.	
Belgium	
Globe House, 4 Temple Place, London, WC2R 2PG, United Kingdom	
British American Tobacco Holdings Belgium N.V.	
Nieuwe Gentsesteenweg 21, 1702 Groot-Bijgaarden, Belgium	
British American Tobacco Belgium N.V.	
Benin	
Ilot: 202, Quartier: Sèdjro St Michel, Parcelle: D, Maison: COMTEL IMMEUBLE	
British American Tobacco Benin SA (In Liquidation)	
Bolivia	
Av. Ballivián entre calles 11 y 12 No. 555, Edificio El Dorial, Piso 19, Oficina E, zona de Calacoto, La Paz, Bolivia	
BAT Bolivia S.R.L.	
Bosnia and Herzegovina	
Fra Dominka Mandića 24A, 88220 Široki Brijeg, Bosnia and Herzegovina	
IPRESS d.o.o.	
Ul. Fra Andela Zvizdovica 1, 71000 Sarajevo-Novo Sarajevo, Bosnia and Herzegovina	
TDR d.o.o. Sarajevo	
ul. Kolodvorska 12, 71000 Sarajevo-Novo Sarajevo, Bosnia and Herzegovina	
iNovine BH d.o.o.	
Botswana	
Plot 20774 Broadhurst Industrial Estate, Gaborone, Botswana	
British American Tobacco Botswana (Pty) Limited	
Business Venture Investments Botswana 6773 (Pty) Ltd. (In Liquidation)	
Brazil	
Avenida República do Chile, nº 330, Bloco 1, Torre Leste, 30º andar, Centro, Rio de Janeiro/RJ - CEP 20.031-170, Brazil	
Instituto Souza Cruz ^{#11}	
Souza Cruz LTDA	
Yolanda Participacoes S.A.	

Bulgaria

115 M, Tsarigradsko Shose Blvd., Building D, Floor 5, Sofia, Mladost Municipality, 1784, Bulgaria

British American Tobacco Trading EOOD

Cambodia

1121 National Road 2, Prek Tanou Village, Sangkat Chak Ang Re Leu, Khan Mean Chey, Phnom Penh, Kingdom of Cambodia

British American Tobacco (Cambodge) International Limited

516, National Road No. 2, Phum Prek Ta Nu, Sangkat Chak Ang Re Leu, Khan Mean Chey, Phnom Penh, Kingdom of Cambodia

British American Tobacco (Cambodia) Limited (71%)

Cameroon

BP 259 Douala 620, Rue du Gouverneur Carras (1064), Immeubles Grassfield 9ème Etage, Douala- Bonanjo

British American Tobacco Cameroun S.A. (99.76%)

Canada

30 Pedigree Court, Brampton, Ontario, L6T 5T8, Canada

Imperial Tobacco Canada Limited

Imperial Tobacco Company Limited

3711 St-Antoine West, Montreal, Quebec, H4C 3P6, Canada

Allan Ramsay and Company Limited

Cameo Inc.

Genstar Corporation^{#2}

Imperial Brands Limited

Imperial Tobacco Products Limited

Imperial Tobacco Services Inc.

John Player & Sons Ltd

Liggett & Myers Tobacco Company of Canada Limited (70%) (50%)^{^3}

Marlboro Canada Limited

Medaillon Inc.

45 O'Connor Street, Suite 1500, Ottawa, Ontario, K1P 1A4, Canada

2004969 Ontario Inc.

Cayman Islands

Trident Trust Company (Cayman) Ltd., One Capital Place, PO Box 847, Grand Cayman KY1-1103, Cayman Islands

R.J. Reynolds Tobacco (CI), Co.

Chile

Avenida Isidora Goyenechea 3000, Piso 19, Las Condes, Santiago, Chile

British American Tobacco Chile Operaciones S.A. (99.51%)

Inversiones Casablanca S.A.

Avenida Suiza 244, Cerrillos, Santiago, Chile

BAT Chile S.A.

China (People's Republic of)

Room 3101, Tower A, Gemdale Viseen Tower, No. 16, Gaoxin South 10th Road, High-tech Park, Nanshan District, Shenzhen, People's Republic of China

Nicoventures Technical (Shenzhen) Co., Ltd.

Room 436, No. 1000, Zhenchen Road, Baoshan District, Shanghai, People's Republic of China

British American (Shanghai) Enterprise Development Co., Ltd

British American Nico Business Consulting (Shanghai) Co., Ltd

Unit 1001 in 901, 9/F, Building 3, No.8 Guanghuadongli, Chaoyang District Beijing, People's Republic of China

British American Consulting (Beijing) Co., Ltd⁸

Colombia

Av. Cra. 72 # 80-94 Piso 10. Bogotá, Colombia

British American Tobacco Colombia S.A.S.

Congo (Democratic Republic of)

1er étage, Immeuble du Centenaire, Gombe, Kinshasa, Democratic Republic of Congo

British American Tobacco Congo SARL (In Liquidation)

1st floor Immeuble L'horizon sis avenue Colonel Lukusa n°50, Gombe, Kinshasa, Democratic Republic of Congo

British American Tobacco Import SARL

British American Tobacco Services Congo SARL

Costa Rica

325 Metros este del Puente de la Firestone, Llorente, Flores, Heredia, Costa Rica

BASS Americas S.A.

BATCCA Park Inversiones Inmobiliarias, S.A.

BATCCA Servicios S.A.

Croatia

Avenija Dubrovnik 16, 10000 Zagreb, Croatia

BAT HRVATSKA d.o.o. u likvidaciji (In Liquidation)

Draškovićeva 27, 10000 Zagreb, Croatia

iNovine d.d. (93.42%)

Obala V. Nazora 1, 52210 Rovinj, Croatia

TDR d.o.o.

Osječka 2, 33000 Virovitica, Croatia

Hrvatski Duhani d.d.

Cuba

Parcela n° 2 a noroeste do terminal de contêineres de Mariel, a 2,2 km do vértice n° 4, Município de Mariel, Província de Artemisa, Republic of Cuba

Brascuba Cigarrillos S.A. (50%)

Cyprus

Photiades Business Centre, 5th Floor, 8 Stasinou Avenue, Nicosia, CY-1060, Cyprus

B.A.T (Cyprus) Limited

Rothmans (Middle East) Limited

Czech Republic

Karolinská 654/2, Prague 8 – Karlín, 186 00, Czech Republic

British American Tobacco (Czech Republic), s.r.o.

Financial Statements

Group Companies and Undertakings
Continued

Subsidiary Undertaking continued		Guernsey	
Denmark		P.O. Box 155, Mill Court, La Charroterie, St Peter Port, Guernsey GY1 4ET, Guernsey	
Bernstorffsgade 50, 1577 Copenhagen, Denmark		Belaire Insurance Company Limited	
British American Tobacco Denmark A/S (House of Prince A/S)		Guyana	
Precis (1789) Denmark A/S		Lot 122 Parade Street, Kingston, Georgetown, Guyana	
Djibouti		Demerara Tobacco Company Limited (70.25%)	
Rue de Magadiscio, Lot No. 133, Djibouti City, Djibouti		Honduras	
British American Tobacco Djibouti SARL (In Liquidation)		Boulevard del Sur, Zona El Cacao, San Pedro Sula, Depart. de Cortés, Honduras	
Egypt		Tabacalera Hondureña S.A. (83.64%)	
Administrative unit no.1, 5th Floor, Building S2B, Sector A, Downtown Mall Katameya, 5th settlement, New Cairo, Egypt		Hong Kong	
BETCO for General Services and Marketing LLC		11/F, One Pacific Place, 88 Queensway, Hong Kong, China	
BETCO for Trade and Distribution LLC		British American Tobacco China Investments Limited	
British American Tobacco Egypt LLC		Lehman, Lee & XU Corporate Services, Suite 3313, Tower One, Times Square, 1 Matheson Street, Causeway Bay, Hong Kong, China	
British American Tobacco North Africa LLC (In Liquidation)		Reynolds Asia-Pacific Limited	
English American Company for Importation and Trade L.L.C (In Liquidation)		Level 30, 3 Pacific Place, 1 Queen's Road East, Wanchai, Hong Kong, China	
Eritrea		BAT Global Travel Retail Limited	
P.O. Box 749, 62 Fel Ket Street, Asmara, Eritrea		British American Tobacco Asia-Pacific Region Limited	
British American Tobacco (Eritrea) Share Company [#]		British-American Tobacco Company (Hong Kong) Limited	
Estonia		Nicoventures Business Consulting (Hong Kong) Co., Ltd.	
Tornimäe 7-10, 10145 Tallinn, Estonia		Hungary	
British American Tobacco Estonia AS		HU 1117 Budapest, Alíz utca 3. 6. floor	
Fiji		BAT Pécsi Dohánygyár Korlátolt Felelősségű Társaság	
Lady Maria Road, Nabua, Suva, Fiji		Indonesia	
British American Tobacco (Fiji) Marketing Pte Limited (In Liquidation)		Capital Place Office Tower, 6th Floor, Jl. Gatot Subroto Kav. 18, Jakarta 12710, Indonesia	
Central Manufacturing Company Pte Limited		PT Bentoel Internasional Investama, Tbk (99.96%)	
Rothmans of Pall Mall (Fiji) Pte Limited		Jl. Raya Karanglo, 1 Desa Banjararum, Kecamatan Singosari, Jawa Timur 65153, Indonesia	
Finland		PT Bentoel Prima (99.99%)(99.96%) ^{^4}	
c/o Retail24, Olarinluoma 7, 02200 Espoo, Finland		Jl. Susanto No. 2B, Ciptomulyo, Sukun, Malang, Jawa Timur 65148, Indonesia	
British American Tobacco Finland Oy		PT Bentoel Distribusi Utama (100%) (99.96%) [^]	
France		Iraq	
111 Avenue Victor Hugo, 75016 Paris, France		Empire Business Tower, Building C5, 2nd floor, Erbil, Kurdistan Region of Iraq	
Carreras France SAS		B.A.T. Iraqia Company for Tobacco Trading Limited	
Tour Légende, 20 place de la Défense, CS 80289, 92050 Paris La Défense Cedex, France		Ireland	
British American Tobacco France SAS		Suite D, 2nd Floor, The Apex Building, Blackthorn Road, Sandyford Industrial Estate, Dublin 18, Republic of Ireland	
Germany		Carroll Group Distributors Limited	
Alsterufer 4, 20354 Hamburg, Germany		P.J. Carroll & Company Limited	
BATIG Gesellschaft für Beteiligungen m.b.H.		Rothmans of Pall Mall (Ireland) Limited ^{#5}	
British American Tobacco (Germany) GmbH		Isle of Man	
British American Tobacco (Industrie) GmbH		2nd Floor, St Mary's Court, 20 Hill Street, Douglas, IM1 1EU, Isle of Man	
Schutterwälder Straße, 23, 01458 Ottendorf-Okrilla, Germany		Abbey Investment Company Limited	
Quantus Beteiligungs-und Beratungsgesellschaft mbH i.L (In Liquidation)		The Raleigh Investment Company Limited	
Ghana		Tobacco Manufacturers (India) Limited	
4th Floor, Volta Place, Airport Residential Area, Patrice Lumumba Street, Accra, Ghana			
British American Tobacco (Ghana) Limited (97.09%)			
Greece			
27, Ag. Thoma Street, Maroussi, 151 24, Greece			
British American Tobacco Hellas S.A.			

Italy	Kosovo, Republic of
Località Bagnoli della Rosandra, snc, 34018 San Dorligo della Valle (TS), Italy	Llaplleselle p.n., 10500 Gracanicë, Republic of Kosovo
BAT Trieste S.p.A.	British American Tobacco Kosovo SH.P.K.
Via Amsterdam 147, 00144 Rome, Italy	Kuwait
British American Tobacco Italia S.p.A.	Unit 21, 35th Floor, Al Hamra Tower, Al Shuhada St. Kuwait City, Kuwait
Ivory Coast	BAT Kuwait for Wholesale and Retail Trading Company (S.P.C)
Rue des Jardins -Immeuble Sayegh-Mezzanine, Abidjan, Cocody 2 plateaux, Côte d'Ivoire	Latvia
British American Tobacco RCI SARL	Mukusalas iela 101, Riga LV-1004, Latvia
Jamaica	British American Tobacco Latvia SIA
13A Ripon Road, Kingston 5, Jamaica	Lesotho
Carreras Limited (50.40%) ¹³	Mohokare Industrial Estate, Florida Area Extension, Ha Hoohle, Maseru, 100, Lesotho
Sans Souci Development Limited (100%) (50.40%) (In Liquidation) ^ ¹³	British American Tobacco Lesotho (Pty) Ltd
Sans Souci Limited (100%) (50.40%) (In Liquidation) ^ ¹³	Lithuania
Japan	J. Galvydžio g. 11-7, LT-08236 Vilnius, Lithuania
Midtown Tower 20F, 9-7-1 Akasaka, Minato-ku, Tokyo, Japan	UAB British American Tobacco Lietuva
British American Tobacco Japan, Ltd. ¹⁰	Luxembourg
Jersey	1, Rue Jean Piret, 2350 Luxembourg, Grand Duchy of Luxembourg
22 Grenville Street, St Helier, JE4 8PX, Jersey	British American Tobacco Brands (Switzerland) Limited
Pathway 5 (Jersey) Limited	Malawi
Jordan	Northgate Arcade Complex, Masauko Chipembere Highway, Blantyre, Malawi.
Airport Road, Al Qastal Industrial Area, Air Cargo Road, Amman, Jordan	British American Tobacco (Malawi) Limited
British American Tobacco – Jordan Private Shareholding Company Limited	Malaysia
Kazakhstan	12th Floor, Menara Symphony, No. 5, Jalan Prof Khoo Kay Kim, Seksyen 13, 46200, Petaling Jaya, Selangor Darul Ehsan, Malaysia
240G, Nursultan Nazarbayev Avenue, A26F8D4 Almaty, Republic of Kazakhstan	British American Tobacco GSD (Kuala Lumpur) Sdn Bhd
British American Tobacco Kazakhstan Trading LLP ¹	Level 11, Sunway Geo Tower, Jalan Lagoon Selatan, Sunway South Quay, Bandar Sunway, 47500 Subang Jaya, Selangor Darul Ehsan, Malaysia
Kenya	BAT Aspac Service Centre Sdn Bhd
8 Likoni Road, Industrial Area, P.O. Box 30000-00100, Nairobi, Kenya	Level 19, Guoco Tower, Damansara City, No. 6 Jalan Damanlela, Bukit Damansara, 50490 Kuala Lumpur, Malaysia
BAT Kenya Tobacco Company Limited (100%) (60%) ^	British American Tobacco (Malaysia) Berhad (50%)
British American Tobacco Area Limited	British American Tobacco Malaysia Foundation ¹¹
British American Tobacco Kenya plc (60%)	Commercial Marketers and Distributors Sdn. Bhd. (100%) (50%) ^
East African Tobacco Company (Kenya) Limited (60%) (In Liquidation)	Tobacco Importers and Manufacturers Sdn. Bhd. (100%) (50%) ^
Korea, Republic of	Mali
141, Gongdan1-ro, Sanam-Myun, Sacheon City, Kyungsangnamdo, Korea (the Republic of)	Djelibougoud-Immeuble Bassaro BP 2065, Bamako, Mali
British American Tobacco Korea Manufacturing Limited	British American Tobacco (Mali) Sarl
22nd FL. West Tower, MiraeAssetCENTER1, 26, Eulji-ro 5-gil, Jung-gu, Seoul, Korea (the Republic of)	Malta
British American Tobacco Korea Limited	PM Building, Level 2, Bone Street, Zone 1, Central Business District, Birkirkara, CBD 1060, Malta
	British American Tobacco (Malta) Limited
	Central Cigarette Company Limited
	Rothmans of Pall Mall (Malta) Limited

Financial Statements

Group Companies and Undertakings
Continued

Subsidiary Undertaking continued	
Mexico	
Constitucion 411, piso 22, 23 y 24, Colonia Centro, Monterrey, Nuevo Leon, C.P. 64000, Mexico	
BAT DBS Mexico S.A De C.V. ⁴	
Francisco I Madero 2750 Poniente, Colonia Centro, Monterrey, Nuevo León, C.P. 64000, Mexico	
British American Tobacco Mexico Comercial, S.A. de C.V.	
British American Tobacco Mexico, S.A. de C.V.	
Cigarrera La Moderna, S.A. de C.V.	
Predio Los Sauces Sin número, Colonia Los Sauces, C.P. 63197, Tepic, Nayarit, Mexico	
Procesadora de Tabacos de Mexico, S.A. de C.V. (93%)	
Rio Missouri 555, Colonia del Valle, San Pedro Garza García, Nuevo León, C.P. 66220, México	
British American Tobacco Servicios S.A. de C.V.	
Mozambique	
2289 Avenida de Angola, Maputo, Mozambique	
British American Tobacco Mozambique Limitada (95%)	
Myanmar	
Min Aye Yar Street, Plot No. (55, 56), Survey Ward No. (14) Shwe Than Lwin Industrial Zone, Hlaing Tharyar Township Yangon Region, Myanmar	
British American Tobacco Myanmar Limited (95%) (In Liquidation) ¹³	
British American Tobacco Myanmar Services Limited (In Liquidation) ¹³	
Namibia	
Shop 48, Second Floor Old Power Station Complex, Armstrong Street, Windhoek, Namibia	
British American Tobacco Namibia (Pty) Limited	
Netherlands	
Handelsweg 53 A, 1181 ZA, Amstelveen, Netherlands	
Aruba Properties B.V.	
B.A.T. Nederland B.V.	
B.A.T. Netherlands Finance B.V.	
British American Tobacco European Operations Centre B.V.	
British American Tobacco Exports B.V.	
British American Tobacco Holdings (Australia) B.V.	
British American Tobacco Holdings (Malaysia) B.V.	
British American Tobacco Holdings (South Africa) B.V.	
British American Tobacco Holdings (The Netherlands) B.V.	
British American Tobacco Holdings (Venezuela) B.V.	
British American Tobacco Holdings (Vietnam) B.V.	
British American Tobacco International (Holdings) B.V.	
Molensteegh Invest B.V.	
Precis (1790) B.V.	
Rothmans Far East B.V.	
Rothmans International Holdings B.V.	
Rothmans Tobacco Investments B.V.	
Rothmans UK Holdings B.V.	
New Zealand	
2 Watt Street, Parnell, Auckland, 1052, New Zealand	
BAT (New Zealand) Limited	
BAT Holdings (New Zealand) Limited	
Mint Advisory Limited, Suite 6, 8 Turua Street, St Heliers, Auckland, 1071, New Zealand	
New Zealand (UK Finance) Limited [#]	
Nigeria	
1, Tobacco Road, Oluyole Local Government Area, Ibadan, Oyo State, Nigeria	
British American Tobacco (Nigeria) Limited	
2 Olumegbon Road, Ikoyi, Lagos, Nigeria	
British American Tobacco Marketing Nigeria Limited (80%)	
British American Tobacco Nigeria Foundation (Limited by Guarantee) ¹¹	
North Macedonia, Republic of	
Blvd. 8-mi SEPTENVRI No. 18, 1000 Skopje, Republic of North Macedonia	
TDR SKOPJE DOOEL Skopje	
Norway	
Dronning Eufemias gate 42. 0191 Oslo, Norway	
British American Tobacco Norway AS	
Pakistan	
Bun Khurma Chichian Road, Mirpur Azad Jammu & Kashmir, Pakistan	
Phoenix (Private) Limited (100%) (94.65%) [^]	
First Floor, 26-FCC, Syed Maratab Ali Road, Gulberg IV, Lahore, Pakistan	
British American Tobacco SAA Services (Private) Limited	
Serena Business Complex. Khayaban-e-Suhrwardy, Islamabad, Pakistan	
Pakistan Tobacco Company Limited (94.65%)	
Panama	
Calle 54, Obarrio, PH Twist Tower, Piso 22, Oficina E-22, Corregimiento Bella Vista, Ciudad de Panamá, Panama	
British American Tobacco Central America S.A. (87.65%)	
British American Tobacco Panama S.A.	
Tabacalera Istmeña S.A.	
Vía Fernández de Córdoba, Corregimiento of Pueblo Nuevo, Panama City, Panama	
BAT Caribbean, S.A.	
Papua New Guinea	
Ashurst Png, Level 11 Mrdc Haus, Cnr Of Musgrave Street And Champion Parade, Port Moresby, National Capital District, Papua New Guinea	
British American Tobacco (PNG) Limited	
Rothmans of Pall Mall (P.N.G.) Limited	
Paraguay	
Roque Centurion Miranda 1635, AYMAG II, Piso 2, Asunción, Paraguay	
British American Tobacco Productora de Cigarrillos S.A.	

Peru

Av. El Derby N° 055, Torre 3, Oficinas 405-406-407-408, Urb. Lima Polo and Hunt Club, Santiago de Surco, Lima, Peru

British American Tobacco del Peru Holdings S.A. (98.55%)^{#6}

British American Tobacco del Peru, S.A.C.

Philippines

31 Tayuman Street, Tonda, Manila, Philippines

Alhambra Industries Inc.[#]

Poland

Aleja Wojska Polskiego 23c, 63-500, Ostrzeszow, Poland

CHIC sp. z o.o

ESMOKING LIQUIDS SP. Z O.O

Krakowiakow 48, 02-255, Warszawa, Poland

British American Tobacco Polska Trading sp. zo.o.

Puławska 180, 02-670, Warszawa, Poland

BAT DBS Poland sp. Z.o.o.

Rubiez 46, 61-612, Poznan, Poland

eSMOKING INSTITUTE sp. z o.o.

ul. Ł.ŻECKA 26E, 02-135WARSZAWA, Poland

Nicoventures Poland sp. Z.o.o. (In Liquidation)

Ul. Tytoniowa 16, 16-300, Augustow, Poland

British-American Tobacco Polska S.A.

Portugal

Edificio Amoreiras Square, Rua Carlos Alberto da Mota Pinto 17, 3e A, 1070-313, Amoreiras, Lisboa, Portugal

COTAPO Empreendimentos Comerciais e Industriais S.A.

Sociedade Unificada de Tabacos Limitada (76.40%)

Qatar

61 Al Funduq St., Al Dafna, 8th floor – AL Fardan Office Tower, P.O Box 31316, Doha, Qatar

BAT Gulf for Trading LLC

P.O. Box 6689, 41 Floor, Tornado Tower, West Bay, Doha, Qatar

British American Tobacco Q LLC

Réunion

5, Immeuble Cap, Avenue Théodore Drouhet, ZAC Horizon 2000, Le Port, 97420, Ile de la Réunion

B.A.T. La Réunion SAS

Romania

319 Splaiul Independentei, Sema Parc "City Building", 1st Floor, 6th Sector, Bucharest, Romania

British American Shared Services (Europe) S.R.L.

319 Splaiul Independentei, Sema Parc "City Building", 6th Floor, 6th Sector, Bucharest, Romania

British American GBS Recruitment S.R.L.

Bucharest Business Park, Building A (3rd floor) and Building B2 (floors 3-4), 1A Bucuresti - Ploiesti (DN1) Road, Sector 1, Bucharest 013681, Romania

British American Tobacco (Romania) Trading SRL

Ploiesti, 17-19 Laboratorului Street, Prahova County, Romania

British-American Tobacco (Romania) Investment S.R.L.

Rwanda

SORAS Building, Boulevard de la Revolution P.O Box 650 Kigali, Rwanda

British American Tobacco Rwanda Limited

Saint Lucia

c/o ADCO Incorporated, 10 Manoel Street, Castries, Saint Lucia

Carisma Marketing Services Ltd

Pointe Seraphine, Castries, Saint Lucia

Rothmans Holdings (Caricom) Ltd.

Samoa

Vaitele Estate, Vaitele, Samoa

British American Tobacco Company (Samoa) Limited

Saudi Arabia, Kingdom of

Building No:7051 Al Amir Sultan-Al Salamah District, Zahran Business Cente 13th Floor, Unit 1302. Jeddah 23525 - 2661, Saudi Arabia

BAT Arabia for Trading

BAT Saudia for Trading

Office Pending

Regional HQ of British American Tobacco Middle East - Single Person Company

Serbia

Bulevar Milutina Milankovića 1ž, Belgrade, 11070, Serbia

British American Tobacco South-East Europe d.o.o. Beograd

Kralja Stefana Provenčanog 209, Vranje, 17500, Serbia

British American Tobacco Vranje a.d. Vranje

Singapore

15 Senoko Loop, 758168, Singapore

British-American Tobacco (Singapore) Private Limited

8 Marina Boulevard, #10-01 Marina Bay Financial Centre Tower 1, Singapore 018981

British American Tobacco Sales & Marketing Singapore Pte. Ltd.

British-American Tobacco Marketing (Singapore) Private Limited

Shenton Way, #33-00 OUE Downtown, 068809, Singapore

RHL Investments Pte Limited (In Liquidation)[#]

Solomon Islands

Kukum Highway, Ranadi, Honiara, Honiara, Solomon Islands

Solomon Islands Tobacco Company Limited

Financial Statements

Group Companies and Undertakings
Continued

Subsidiary Undertaking continued	
South Africa	
Waterway House South, 3 Dock Road, V&A Waterfront, Cape Town, Western Cape 8002, South Africa	
Agrega EEMEA (Pty) Ltd (In Liquidation)	
Amalgamated Tobacco Corporation (South Africa) (Pty) Ltd (In Liquidation)	
American Cigarette Company (Overseas) (Pty) Ltd	
Benson and Hedges (Pty) Ltd (In Liquidation)	
British American Shared Services Africa Middle East (Pty) Ltd (In Liquidation)	
British American Tobacco GSD (South Africa) (Pty) Ltd (In Liquidation)	
British American Tobacco Holdings South Africa (Pty) Ltd #	
British American Tobacco Properties South Africa (Pty) Ltd.	
British American Tobacco Services South Africa (Pty) Ltd	
British American Tobacco South Africa (Pty) Ltd	
British American Tobacco Sub-Saharan Africa (Pty) Ltd	
Brown & Williamson Tobacco Corporation (Pty) Ltd (In Liquidation)	
Business Venture Investments No 216 (Pty) Ltd (In Liquidation)	
Rothmans of Pall Mall London (Pty) Ltd (In Liquidation)	
St Regis Tobacco Corporation (Pty) Ltd (In Liquidation)	
Tobacco Research and Development Institute (Pty) Ltd	
Twisp (Pty) Ltd	
Westminster Tobacco Company (Cape Town and London) (Pty) Ltd (In Liquidation)	
Winfield Tobacco Corporation (Pty) Ltd (In Liquidation)	
Spain	
Torreo Espacio, Paseo de la Castellana, 259D, 28046 Madrid, Spain	
British American Tobacco España, S.A.	
Sri Lanka	
178 Srimath Ramanathan Mawatha, Colombo, 15, Sri Lanka	
Ceylon Tobacco Company Plc (84.13%)	
Sudan	
Byblos Tower, Al-Muk Nemer Street, Postal Code 11111, P.O Box 1381, Khartoum, Sudan	
Blue Nile Cigarette Company Limited	
Swaziland	
213 King Mswati III Avenue West, Matsapha Industrial Site, Matsapha, Swaziland	
British American Tobacco Swaziland (Pty) Limited	
Sweden	
Hyllie Boulevard 32, 215 32 Malmö, Sweden	
Niconovum AB	
Stenåldersgatan 23, 213 76 Malmö, Sweden	
Fiedler & Lundgren AB	
Västra Trädgårdsgatan 15, 11153 Stockholm, Sweden	
British American Tobacco Sweden AB	
Switzerland	
c/o Bright Law AG, Bundesplatz 9, 6302 Zug, Switzerland	
British American Tobacco International Limited (In Liquidation)	
c/o British American Tobacco Switzerland S.A., Route de France 17, 2926 Boncourt, Switzerland	
American-Cigarette Company (Overseas) Limited	
BAT Switzerland Vending SA	
Rothmans of Pall Mall Limited	
c/o NBA Fiduciaire S.A., Route de la Glâne 107, 1752 Villars-sur-Glâne, Switzerland	
Intertab S.A. (50%)	
Route de France 17, 2926 Boncourt, Switzerland	
British American Tobacco Switzerland S.A.	
Nicoventures Communications (Switzerland) SA	
Tanzania	
Acacia Estate Building, Kinondoni Road, P.O Box 288, Dar es Salaam, Tanzania	
BAT Distribution Tanzania Limited	
British American Tobacco (Tanzania) Limited (In Liquidation)	
International Cigarette Distributors Limited (99%) (In Liquidation)	
Zanzibar Distribution Company Limited (99%) (In Liquidation)	
Trinidad and Tobago	
Corner Eastern Main Road and Mt. D'or Road, Champs Fleurs, Trinidad and Tobago	
The West Indian Tobacco Company Limited (50.13%)	
Türkiye	
Orjin Maslak İş Merkezi, Eski Büyükdere Caddesi, Kat 9-10, Maslak, Sarıyer, İstanbul	
British American Tobacco Tütün Mamulleri Sanayi ve Ticaret Anonim Şirketi	
Uganda	
10th Floor, Lotis Towers, Plot 16 Mackinnon Road, Nakasero, Kampala, Uganda	
British American Tobacco Uganda Limited (90%)	
Ukraine	
13-15 Bolsunovska Str, Kyiv, 01014, Ukraine	
LLC "British American Tobacco Sales and Marketing Ukraine" #1	
21 Nezalezhnosti Str, Chernihiv Oblast, Prylucky, 17502, Ukraine	
PJSC "A/T B.A.T. – Prilucky Tobacco Company"	
United Arab Emirates	
2302-08, Smart Heights, Al Thanyah First, Dubai, United Arab Emirates	
BAT Middle East For Trading L.L.C.	
Jumeirah Business Centre 3, 37th Floor, Jumeirah Lake Towers, Dubai, P.O. Box 337222, United Arab Emirates	
British American Tobacco GCC DMCC	
Jumeirah Business Centre 3, 38th Floor, Jumeirah Lake Towers, Dubai, P.O. Box 337222, United Arab Emirates	
British American Tobacco ME DMCC	
Unit # 2680, DMCC Business Center- Level # 1, Jewellery & Gemplex 3, Dubai, United Arab Emirates	
British American Tobacco International DMCC	

United Kingdom

212-218 Upper Newtownards Road, Belfast, BT4 3ET, Northern Ireland

Murray, Sons & Company, Limited

7 More London, Riverside, London, SE1 2RT, United Kingdom

Ryeseeks P.L.C. (50%) (In Liquidation)

Building 7, Chiswick Business Park, 566 Chiswick High Road, London, W4 5YG, United Kingdom

10 Motives Limited

British American Tobacco UK Limited

Nicoventures Retail (UK) Limited

Ten Motives Limited

Globe House, 1 Water Street, London, WC2R 3LA, United Kingdom

Advanced Technologies (Cambridge) Limited (In Liquidation)

Allen & Ginter (UK) Limited

B.A.T (U.K. and Export) Limited

B.A.T Cambodia (Investments) Limited

B.A.T Far East Holding Limited (In Liquidation)

B.A.T Far East Leaf Limited (In Liquidation)

B.A.T Services Limited

B.A.T Uzbekistan (Investments) Limited

B.A.T Vietnam Limited

B.A.T. (Westminster House) Limited (In Liquidation)

B.A.T. China Limited

BAT Finance COP Limited

BATIF Dollar Limited

BATUS Limited

Big Ben Tobacco Company Limited

British American Shared Services (GSD) Limited

British American Shared Services Limited

British American Tobacco (AIT) Limited

British American Tobacco (GLP) Limited

British American Tobacco (Investments) Limited

British American Tobacco (Philippines) Limited

British American Tobacco (Serbia) Limited (In Liquidation)

British American Tobacco (South America) Limited

British American Tobacco China Holdings Limited

British American Tobacco Exports Limited

British American Tobacco Georgia Limited

British American Tobacco Global Travel Retail Limited

British American Tobacco International Holdings (UK) Limited

British American Tobacco Investments (Central & Eastern Europe) Limited

British American Tobacco Italy Investments Limited (In Liquidation)

British American Tobacco Italy Limited (In Liquidation)

British American Tobacco Korea (Investments) Limited

British American Tobacco Malaysia (Investments) Limited (In Liquidation)

British American Tobacco Peru Holdings Limited

British American Tobacco UK Pension Fund Trustee Limited¹³

British-American Tobacco (Mauritius) p.l.c.

Carreras Rothmans Limited[#]

Chelwood Trading & Investment Company Limited

East African Tobacco Company (U.K.) Limited (In Liquidation)

KBio Holdings Limited

Lord Extra Limited (In Liquidation)

Myddleton Investment Company Limited

Nicovations Limited

Nicoventures Holdings Limited

Nicoventures Trading Limited

Powhattan Limited

Precis (2396) Limited (In Liquidation)

Ridirectors Limited

Rothmans Exports Limited

Rothmans International Limited

Rothmans International Services Limited (In Liquidation)

Rothmans International Tobacco (UK) Limited

Rothmans of Pall Mall (Overseas) Limited (In Liquidation)

Rothmans Trading Limited (In Liquidation)

Ryservs (1995) Limited

Ryservs (No.3) Limited

The Water Street Collective Limited

Tobacco Exporters International Limited

Tobacco Marketing Consultants Limited

Venezuela Property Company Limited

Westanley Trading & Investment Company Limited

Westminster Tobacco Company Limited

Globe House, 2 Milford Lane, London, WC2R 3LN, United Kingdom

World Investment Company Limited (In Liquidation)

Globe House, 4 Temple Place, London, WC2R 2PG, United Kingdom

Amalgamated Tobacco Company Limited

American Cigarette Company (Overseas) Limited

Ardath Tobacco Company Limited

B.A.T Additional Retirement Benefit Scheme Trustee Limited

B.A.T Industries p.l.c.

B.A.T. International Finance p.l.c. *

B.A.T. Operating Finance Limited

BATMark Limited *

BATLaw Limited

BATS Limited

Benson & Hedges (Overseas) Limited

British American Global Shared Services Limited

British American Tobacco (1998) Limited *

British American Tobacco (2009 PCA) Limited

British American Tobacco (2009) Limited[#]

British American Tobacco (2012) Limited

British American Tobacco (Brands) Limited

British American Tobacco (Corby) Limited

British American Tobacco (NGP) Limited

British American Tobacco Healthcare Trustee Limited

British American Tobacco Taiwan Logistics Limited

British-American Tobacco (Holdings) Limited

Brown & Williamson Tobacco Corporation (Export) Limited

Btomorrow Ventures Limited

Carreras Limited

Courtleigh of London Limited

Dunhill Tobacco of London Limited

John Sinclair Limited

Financial Statements

Group Companies and Undertakings Continued

Subsidiary Undertaking continued	
United Kingdom continued	
Louisville Securities Limited	Reynolds Technologies, Inc.
Moorgate Tobacco Co. Limited	RJR Realty Relocation Services, Inc.
Peter Jackson (Overseas) Limited	RJR Vapor Co., LLC ^{#1}
Precis (1789) Limited	Rosswil LLC ^{#1}
Precis (1814) Limited [#]	S.F. Imports, Inc.
Rothmans International Enterprises Limited	Santa Fe Natural Tobacco Company, Inc.
Rothmans of Pall Mall Limited	Spot You More, Inc.
Senior Service (Overseas) Limited	The Water Street Collective LLC ^{#1}
South Western Nominees Limited (In Liquidation)	Vuse Stores LLC ^{#1}
The London Tobacco Company Limited	4583 Guthrie Hwy, Clarksville, TN 37040, United States
Tobacco Insurance Company Limited (In Liquidation)	American Snuff Company, LLC ^{#1}
Weston (2009) Limited	CSC-Lawyers Incorporating Service, 2710 Gateway Oaks Drive, Suite 150N, Sacramento CA 95833-3505, United States
Weston Investment Company Limited [#]	Genstar Pacific Corporation
United States	Farmers Bank Building, Suite 1402, 301 N. Market Street, Wilmington, DE 19801, United States
251 Little Falls Drive, Wilmington, DE 19808, United States	Reynolds Finance Company
B.A.T Capital Corporation	Uruguay
BATUS Holdings Inc.	Juncal 1392, Montevideo, Uruguay
BATUS Japan, Inc.	Kellian S.A.
BATUS Retail Services, Inc.	Uzbekistan
British American Tobacco (Brands), Inc.	77 Minor Passage, Tashkent, 100084, Uzbekistan
Brown & Williamson Holdings, Inc.	JSC JV "UZBAT A.O." (97.38%)
BT DE Investments Inc.	Venezuela
BTI 2014 LLC ^{#1}	Avenida Francisco de Miranda, Edif. Torre Chacao 1902, Piso PB, Of. PB, Urb. Chacao, Caracas - Estado Miranda, 1060, Venezuela
BTomorrow Services Inc.	Proyectos de Inversion BAT 1902 C.A.
Imasco Holdings Group, Inc.	Avenida Francisco de Miranda, Edificio Bigott, Los Ruices, Caracas - Estado Miranda, 1070, Venezuela
Imasco Holdings, Inc.	Agrobigott, C.A.
ITL (USA) Limited	Compania Anonima Cigarrera Bigott Sucesores
Louisville Corporate Services, Inc.	Distribuidora Bigott, C.A.
Nicoventures U.S. Limited	Fundacion Bigott ^{#11}
3700 Airpark Dr., Owensboro, KY 42301, United States	Calle del Centro, Edif. Torre Mega IV, Piso 9, Of. A y B, Urb. Los Dos Caminos, Caracas - Estado Miranda, 1071, Venezuela.
KBio Inc.	Agrega de Venezuela, Agreven, C.A. (50%) (In Liquidation)
401 N. Main Street, Winston-Salem, NC 27101, United States	Vietnam
Conwood Holdings, Inc.	20/F MPlaza Saigon, 39 Le Duan Street, Ben Nghe ward, District 1, Ho Chi Minh City, Vietnam
EXP Homes, LLC ^{#1}	East Asia Area Services Company Limited ⁸
Lorillard Licensing Company LLC ^{#1}	Area 8, Long Binh Ward, Bien Hoa City, Dong Nai Province, Vietnam
Lorillard, LLC ^{#1}	British American Tobacco - Vinataba (JV) (70%)
Modoral Brands Inc.	Lot 45C/I, Road #7, Vinh Loc Industrial Park, Binh Chanh District, Ho Chi Minh City, Vietnam
Northern Brands International, Inc.	VINA-BAT Joint Venture Company Limited (49%)
R. J. Reynolds Global Products, Inc.	Zambia
R. J. Reynolds Tobacco Company	Plot No. PH1 IND & 53 & 54, LS-MFEZ, Chifwema Road, Lusaka, Zambia
R. J. Reynolds Tobacco International, Inc.	British American Tobacco (Zambia) plc (75%)
R. J. Reynolds Vapor Company	Zimbabwe
R.J. Reynolds Tobacco Co.	Manchester Road 1, Southerton, Harare, Zimbabwe
R.J. Reynolds Tobacco Holdings, Inc.	American-Cigarette Company (Overseas) (Private) Ltd
RAI Innovations Company	British American Tobacco Zimbabwe (Holdings) Limited (42.98%)
RAI International, Inc.	Rothmans Limited (In Liquidation)
RAI Services Company	
RAI Strategic Holdings, Inc.	
Reynolds American Inc.	
Reynolds Brands Inc.	
Reynolds Marketing Services Company	

Associated Undertakings and Joint Ventures
Canada
2800 Park Place, 666 Burrard Street, Vancouver, BC, V6C 2Z7, Canada
Charlotte's Web Holdings, Inc. (19.90%) ^{17, 18}
35 English Drive, Moncton, New Brunswick, E1E 3X3, Canada
Organigram Holdings Inc. (18.79%) ¹⁵
Czech Republic
Na strži 1702/65, Nusle, 140 00 Praha 4, Czech Republic
NEVAJGLUJ a.s. (28%) ^{4, 9, 18}
Finland
c/o YTL-Palvelu Oy Eteläranta 10 00130 Helsinki
Suomen SUP-Tuottajayhteisö Oy (Finnish SUP Producer Group Ltd) (20%) ^{9, 18}
France
88 Avenue des Ternes, 75017, Paris, France
Alcome SAS (24%) ^{9, 18}
Germany
Jägerstraße 28-31, 10117 Berlin, Germany
Sanity Group GmbH (16.30%) ^{# 12}
Greece
Vrana 25, 115 25, Athens, Greece
Alternative Management of Tobacco Products Filters Societe Anonyme (17.50%) ^{9, 15, 18}
Hungary
H-6800 Hódmezővásárhely, Erzsébeti út 5/b, Hungary
Országos Dohányboltellátó Korlátolt Felelősségű Társaság (49%) ⁹
India
1-7-1063/1065, Azamabad, Andhra Pradesh, Hyderabad, 500 020, India
VST Industries Limited (32.16%) ¹³
Virginia House, 37, J.L. Nehru Road, Kolkata, 700071, India
ITC Limited (29.01%) ¹³
Italy
Via Messina 38 20154 Milano (MI), Italy
Erion Care (25%) ^{9, 15, 18}
Slovakia
Vajnorská 10645/100, 831 04 Bratislava - mestská časť - Nové Mesto, Slovenská republika
SPAK-EKO, a.s. ^{9, 18}

Sweden
c/o JTI Sweden AB Sveavägen 53 113 60 Stockholm
SUP Filter Producentansvar Sverige AB (33%) ^{9, 18}
United Kingdom
4a Station Parade, Uxbridge Road, London, W5 3LD, United Kingdom
AYR Limited (13.14%) ¹⁴
United States
12 Timber Creek Land, Newark, Delaware, 19711, United States
Steady State LLC (10.80%) ^{# 12}
11760 Sorrento Valley Road, Suite A, San Diego, CA 92121
ZabBio, Inc (49%) ^{# 7}
8022 Southpark Circle Suite 500, Littleton, CO 80120, United States
DeFloria LLC (20%) ^{# 12}
Uzbekistan
Gulobod Village, Samarkand Region, 140100, Uzbekistan
FE "Samfruit" JSC (45.40%)
Yemen
P.O. Box 14, Sanna, Yemen
Kamaran Industry and Investment Company (31%) ¹⁷
P.O. Box 5302, Hoban, Taiz, Yemen
United Industries Company Limited (32%) ¹⁷
Joint Operations
Hong Kong
29/F, Oxford House, 979 King's Road, Taikoo Place, Quarry Bay, Hong Kong, China
CTBAT International Co. Limited (50%)

Notes:

1. Ownership held in Membership Interest.
2. Ownership held in the class of Series F and 2nd Preferred Shares.
3. Ownership held in the class of A Shares (50%) and class of B Shares (100%).
4. Ownership held in class of A Shares and B Shares.
5. Ownership held solely in class of Preference Shares.
6. Ownership held in class of Ordinary and Investment Shares.
7. Ownership held in 49% Share Capital and 39% Voting Rights.
8. Ownership held in Registered Capital.
9. Ownership held in Voting Shares.
10. Ownership held in Equity Units.
11. Entity type: Foundation, Non-Profit or Limited by Guarantee.
12. Ownership held in Preferred shares.
13. 31 March year-end.
14. 31 May year-end.
15. 30 September year-end.
16. 16 July year-end.
17. Refer to Accounting Note 14: Investments in associates and joint ventures.
18. Accounted for as an investment at fair value through profit and loss.

Financial Statements

Balance Sheet[®]

British American Tobacco p.l.c. – at 31 December

	Notes	2023 £m	2022 £m
Assets			
Fixed assets			
Investments in Group undertakings	2	27,747	27,798
Current assets			
Debtors	3	11,986	12,135
Cash at bank and in hand		5	5
Total current assets		11,991	12,140
Total assets		39,738	39,938
Equity			
Capital and reserves			
Called up share capital	4a	614	614
Share premium account, capital redemption and merger reserves	4b	23,333	23,331
Other reserves	4c	90	90
Profit and loss account	4d	10,950	11,302
Total shareholders' funds		34,987	35,337
Perpetual hybrid bonds	4e	1,685	1,685
Total equity	4	36,672	37,022
Liabilities			
Creditors	5	3,060	2,916
Derivative financial instruments liabilities		6	—
Total liabilities		3,066	2,916
Total equity and liabilities		39,738	39,938

The accompanying Notes on the Accounts are an integral part of the Parent Company financial statements.

On behalf of the Board

Luc Jobin

Chair

7 February 2024

Statement of Changes in Equity[®]

British American Tobacco p.l.c. – for the year ended 31 December

	Called up share capital £m	Share premium account, Capital redemption and Merger Reserve £m	Other Reserves £m	Profit and loss account £m	Total Shareholders' funds £m	Perpetual hybrid bonds £m	Total Equity £m
1 January 2023	614	23,331	90	11,302	35,337	1,685	37,022
Increase in share capital - share options	—	2	—	—	2	—	2
Profit for the financial year	—	—	—	4,803	4,803	—	4,803
Dividends – declared on equity shares	—	—	—	(5,071)	(5,071)	—	(5,071)
Consideration paid for share buy-back programme	—	—	—	—	—	—	—
Consideration paid for purchase of own shares held in Employee Share Ownership Trusts	—	—	—	(105)	(105)	—	(105)
Perpetual hybrid bonds	—	—	—	—	—	—	—
Coupons paid (net of tax)	—	—	—	(44)	(44)	—	(44)
Other movements*	—	—	—	65	65	—	65
31 December 2023	614	23,333	90	10,950	34,987	1,685	36,672

	Called up share capital £m	Share premium account, Capital redemption and Merger Reserve £m	Other Reserves £m	Profit and loss account £m	Total Shareholders' funds £m	Perpetual hybrid bonds £m	Total Equity £m
1 January 2022	614	23,325	90	10,597	34,626	1,685	36,311
Increase in share capital - share options	—	6	—	—	6	—	6
Profit for the financial year	—	—	—	7,675	7,675	—	7,675
Dividends - declared on equity shares	—	—	—	(4,915)	(4,915)	—	(4,915)
Consideration paid for share buy-back programme	—	—	—	(2,012)	(2,012)	—	(2,012)
Consideration paid for purchase of own shares held in Employee Share Ownership Trusts	—	—	—	(76)	(76)	—	(76)
Perpetual hybrid bonds	—	—	—	—	—	—	—
Coupons paid (net of tax)	—	—	—	(48)	(48)	—	(48)
Other movements*	—	—	—	81	81	—	81
31 December 2022	614	23,331	90	11,302	35,337	1,685	37,022

Note:

* Other movements includes share-based payments.

There was no difference between profit and loss for the period and total comprehensive income for the period.

The profit and loss account is stated after deducting the cost of treasury shares which was £7,086 million at 31 December 2023 (31 December 2022: £7,106 million).

[®] denotes section, including accompanying text and tables, that does not form part of BAT's Annual Report on Form 20-F as filed with the SEC.

Notes on Accounts[®]

1 Accounting Policies

Basis of accounting

The financial statements of the Company have been prepared in accordance with the Companies Act 2006 ('the Act') and in accordance with Financial Reporting Standard 101 *Reduced Disclosure Framework* ('FRS 101').

In preparing these financial statements, the Company applies the recognition, measurement and disclosure requirements of UK-adopted international accounting standards, but makes amendments where necessary in order to comply with the Act and has set out below where advantage of the FRS 101 disclosure exemptions has been taken, including those relating to:

- a cash flow statement and related notes;
- comparative period reconciliations;
- disclosures in respect of transactions with wholly owned subsidiaries;
- disclosures in respect of capital management;
- the effects of new but not yet effective IFRSs; and
- disclosures in respect of the compensation of key management personnel.

As the consolidated financial statements of the Group include equivalent disclosures, the Company has also taken the exemptions under FRS 101 available in respect of disclosures under IFRS 2 related to group settled share-based payments.

The financial statements have been prepared on a going concern basis under the historical cost convention except as described in the accounting policy below on financial instruments. After reviewing the annual budget, plans and financing arrangements, the Directors consider that the Company has adequate resources to continue in operational existence for a period of at least 12 months from the date of signing the financial statements, and that it is therefore appropriate to continue to adopt the going concern basis in preparing the financial statements.

The preparation of the financial statements requires the Directors to make estimates and assumptions that affect the reported amounts of revenues, expenses, assets and liabilities, and the disclosure of contingent liabilities at the date of the financial statements. The key estimates and assumptions are set out in the accounting policies below, together with the related Notes on the Accounts.

The critical accounting judgements include determination as to whether the issue of perpetual hybrid bonds should be classified as equity instead of borrowings (see note 4) and the determination as to whether to recognise provisions and the exposures to contingent liabilities (see note 7). Judgement is necessary to assess the likelihood that a pending claim is probable (more likely than not to succeed), possible or remote.

There are no critical accounting estimates which would have a significant risk of a material adjustment within the next financial year.

As permitted by Section 408 of the Act, the profit and loss of the Company has not been presented in these financial statements.

The Company is a public limited company which is listed on the London Stock Exchange and the Johannesburg Stock Exchange and is incorporated and domiciled in the UK. In addition, the Company's shares are traded on the New York Stock Exchange in the form of American Depositary Shares (ADSs).

With effect from 1 January 2023, the Company has adopted an Amendment to IAS 12 *Income Taxes* in respect of exceptions from the recognition and disclosure of deferred tax related to income taxes arising from tax law enacted or substantively enacted to implement the Pillar Two model rules published by the Organisation for Economic Co-operation and Development (OECD), including tax law that implements qualified domestic minimum top-up taxes described in those rules. The impact of applying this Amendment was not material.

In addition, an Amendment to IAS 1 *Presentation of Financial Statements* requires the disclosure of material accounting policy information as part of the Notes to the Accounts and these are set out below. Accounting policy information is material if, when considered together with other information included in an entity's financial statements, it can reasonably be expected to influence decisions that the primary users of general purpose financial statements make on the basis of those financial statements.

Equity Instruments

Instruments are classified as either financial liabilities or as equity in accordance with the substance of the contractual arrangements. Instruments that cannot be settled in the Company's own equity instruments and that include no contractual obligation to deliver cash or another financial asset are classified as equity. Equity instruments issued by the Company are recognised at the proceeds received, net of issuance costs.

On 27 September 2021, the Company issued two €1 billion perpetual hybrid bonds. As the Company has the unconditional right to avoid transferring cash or another financial asset in relation to these bonds, they are classified as equity instruments in the financial statements.

Repurchase of share capital

When share capital is repurchased, the amount of consideration paid, including directly attributable costs, is recognised as a deduction from equity. Repurchased shares which are not cancelled, or shares purchased for the employee share ownership trusts, are classified as treasury shares and presented as a deduction from total equity.

Dividends declared

The Company recognises the interim dividend as an appropriation of reserves in the period in which it is paid.

Financial instruments

Financial assets and financial liabilities are recognised when the Company becomes a party to the contractual provisions of the relevant instrument and derecognised when it ceases to be a party to such provisions. Such assets and liabilities are classified as current if they are expected to be realised or settled within 12 months after the balance sheet date. If not, they are classified as non-current.

Financial instruments are initially recognised at fair value.

The Company's non-derivative financial assets, including debtors, are held in order to collect contractual cash flows and are subsequently carried at amortised cost. Non-derivative financial liabilities, including creditors, are subsequently carried at amortised cost using the effective interest method. Financial guarantees are initially recorded at fair value, and subsequently carried at this fair value less accumulated amortisation within other creditors. Fees receivable in respect of these guarantees are carried at discounted present value.

Derivative financial assets and liabilities are initially recognised, and subsequently measured, at fair value, which includes accrued interest receivable and payable where relevant. Changes in their fair values are recognised in profit and loss.

The Company has accounted for the application of replacement benchmark rates in accordance with the Amendments to IFRS 9 *Financial Instruments* published in 2019 (phase 1) and 2020 (phase 2).

Provisions and contingent liability

Provisions are recognised when either a legal or constructive obligation as a result of a past event exists at the balance sheet date, it is probable that an outflow of economic resources will be required to settle the obligation and a reasonable estimate can be made of the amount of the obligation. Potential exposures, including litigation and performance guarantees are regularly reviewed on an on-going basis and provision for these exposures (including legal costs) would be made at such time as an unfavourable outcome becomes probable and the amount can be reasonably estimated.

Foreign currencies

The functional currency of the Company is sterling. Transactions arising in currencies other than sterling are translated at the rate of exchange prevailing on the date of the transaction.

Monetary assets and liabilities expressed in currencies other than sterling are translated at rates of exchange prevailing at the end of the financial year. All exchange differences are taken to the profit and loss account in the year. Amounts recognised in equity are not retranslated.

Investments in Group companies

Investments in Group companies are stated at cost, together with subsequent net capital contributions, less provisions for any impairment in value, where appropriate.

Impairment of financial assets held at amortised cost

Loss allowances for expected credit losses on financial assets which are held at amortised cost are recognised on the initial recognition of the underlying asset. Allowances in respect of loans and other receivables (debtors) are initially recognised at an amount equal to 12-month expected credit losses. Where the credit risk on the receivables has increased significantly since initial recognition, allowances are measured at an amount equal to the lifetime expected credit loss.

Share-based payments

The Company has equity-settled share-based compensation plans in respect of Group employees.

Equity-settled share-based payments are measured at fair value at the date of grant. The fair value determined at the grant date of the equity-settled share-based payments is expensed over the vesting period, based on the Group's estimate of awards that will eventually vest. For plans where vesting conditions are based on total shareholder returns, the fair value at date of grant reflects these conditions, whereas earnings per share vesting conditions are reflected in the calculation of awards that will eventually vest over the vesting period.

Fair value is measured by the use of the Black-Scholes option pricing model, except where vesting is dependent on market conditions when the Monte-Carlo option pricing model is used. The expected life used in the models has been adjusted, based on management's best estimate, for the effects of non-transferability, exercise restrictions and behavioural considerations.

The cost of these awards, less any direct recharges made to Group companies, are recognised as capital contributions to investments in subsidiaries.

Historically, the Company has used the British American Tobacco Group Employee Trust (BATGET), which operates as an extension of the Company, as the vehicle to obtain shares on market and hold them in trust to satisfy outstanding awards. In addition, from March 2020, the Company has utilised treasury shares acquired in the share buy-back programme to satisfy share-based payment awards made to certain employees.

Related parties

The Company has taken advantage of the exemption under FRS 101 from disclosing transactions with related parties that are wholly-owned subsidiaries of British American Tobacco p.l.c.

Other accounting policies:

Income

Income consists of dividend income from Group undertakings, fee income from financial guarantees and interest income. These are included in the profit and loss account when all contractual or other applicable conditions for recognition have been met. Dividend income is recognised at the same time as the paying company recognises the liability to pay a dividend.

Taxation

Taxation is that chargeable on the profits for the period, together with deferred taxation. Income tax charges, where applicable, are calculated on the basis of tax laws enacted or substantively enacted at the balance sheet date. A deferred tax asset is recognised only to the extent that it is probable that future taxable profits will be available against which the asset can be utilised.

Deferred tax is determined using the tax rates that have been enacted or substantively enacted by the balance sheet date and are expected to apply when the related deferred tax asset is realised or deferred tax liability is settled. As required under IAS 12 *Income Taxes*, deferred tax assets and liabilities are not discounted.

Financial Statements

Notes on Accounts[@]

Continued

2 Investments in Group Companies

The Company's directly-owned subsidiaries are British American Tobacco (1998) Limited, B.A.T. International Finance p.l.c. and BATMark Limited. A full list of indirect subsidiaries and other undertakings as required by Section 409 of the Companies Act 2006 is shown from page 312 of the Group's financial statements.

Movements in investments relate to Group share-scheme costs net of recharges to subsidiaries as well as amounts recognised in relation to financial guarantees issued by the Company on behalf of Group subsidiaries.

As shown in the Group Financial Statements, significant impairment charges have been recognised in 2023 in relation to goodwill and trademarks associated with Reynolds American, an indirectly held subsidiary of the Company. These non-cash charges are not expected to impact the ability of the Company's direct subsidiaries to declare and remit dividends.

The Directors are of the opinion that the individual investments in the subsidiary undertakings have a value not less than the amount at which they are shown in the Balance Sheet.

Shareholdings at cost less provisions and other fixed asset investments

	2023 £m	2022 £m
1 January	27,798	27,809
Movements	(51)	(11)
31 December	27,747	27,798

[@] Denotes phrase, paragraph or similar that does not form part of BAT's Annual Report on Form 20-F as filed with the SEC.

3 Debtors

	2023 £m	2022 £m
Amounts due from Group undertakings	11,986	12,135
Current	9,273	9,339
Non-current	2,748	2,834
Allowance account	(35)	(38)
31 December	11,986	12,135

	2023 £m	2022 £m
Allowance account		
1 January	38	51
Provided in year		2
Released during the year	(1)	(20)
Foreign exchange	(2)	5
31 December	35	38
Current	35	38
Non-current	—	
31 December	35	38

Included within amounts due from Group undertakings is an amount of £9,067 million (2022: £9,094 million) which is unsecured, interest-bearing and repayable on demand. The receivable falls under the standard lending agreements within the Group which were revised to take account of global benchmark interest rate reform. Prior to 1 August 2021 the applicable rate was based on the London InterBank Interest Rate (LIBOR) and with effect from this date it is based on the Sterling Overnight Index Average (SONIA). Management consider the replacement rates in the revised intercompany agreement to be economically equivalent to those used previously.

Amounts due from Group undertakings also include £1,251 million (2022: £1,364 million) representing the discounted value of the fees receivable from the parental guarantees issued by the Company, of which £184 million (2022: £211 million) is due within one year and £1,067 million (2022: £1,153 million) is due after more than one year.

Other amounts due from Group undertakings include:

- a balance of £841 million (2022: £841 million) which is unsecured, interest bearing and repayable in 2026, with an interest rate based on SONIA + 1.070%; and
- a balance of £841 million (2022: £841 million) which is unsecured, interest bearing and repayable in 2029, with an interest rate based on SONIA + 1.340%.

All other amounts owed by Group undertakings are unsecured, interest free and repayable on demand.

4 Total Equity

(a) Called up Share Capital

Called up Share Capital	Ordinary Shares of £0.25 each Number of shares	£m
Allotted and fully paid		
1 January 2023	2,456,867,420	614.21
Changes during the year		
– share option schemes	74,489	0.02
31 December 2023	2,456,941,909	614.23

Called up Share Capital	Ordinary Shares of £0.25 each Number of shares	£m
Allotted and fully paid		
1 January 2022	2,456,617,788	614.15
Changes during the year		
– share option schemes	249,632	0.06
31 December 2022	2,456,867,420	614.21

The Company's ordinary shares are fully paid and no further contribution of capital may be required by the Company from the shareholders. All ordinary shares rank equally with regard to participation in dividends and to share in the proceeds of the Company's residual assets upon a winding up of the Company. Shareholders may, by ordinary resolution, declare final dividends, but not in excess of the amount recommended by the Directors. Holders of ordinary shares have no pre-emptive rights.

On a show of hands every shareholder who is present in person at a general meeting is entitled to one vote regardless of the number of shares held by the shareholder, unless a poll is demanded. On a poll, every shareholder who is present in person or by proxy has one vote for every share held by the shareholder. The Company's Annual General Meeting voting is undertaken by way of a poll. All rights attached to the Company's shares held by the Group as Treasury shares are suspended until those shares are reissued.

Please refer to page 396 for further detail of the provisions contained within the Articles of Association.

(b) Share premium account, capital redemption reserves and merger reserves

	Share premium account £m	Capital redemption reserves £m	Merger reserves £m	Total £m
31 December 2023	116	101	23,116	23,333
31 December 2022	114	101	23,116	23,331
31 December 2021	108	101	23,116	23,325

Share premium

£2 million (2022: £5 million) of the increase in share premium relates to ordinary shares issued under the Company's share option schemes. These schemes are described in the Remuneration Report. A further £nil million (2022: £1 million) increase in share premium is related to shares repurchased and not cancelled that have been transferred from the Company to other Group undertakings, to be granted to employees on vesting of awards, and represents the excess of transfer price of the share over the original weighted average cost of shares.

Capital redemption reserve

On the purchase of own shares, as part of the share buy-back programme for shares which are cancelled, a transfer is made from retained earnings to the capital redemption reserve equivalent to the nominal value of the shares purchased. The Company suspended its previous share buy-back programme from 30 July 2014. On 10 February 2022, the Board approved a £2 billion share buy-back programme for 2022, which was concluded on 14 December 2022. Shares purchased under this programme have not been cancelled.

Merger reserve

In 2017, the Company announced the completion of the acquisition of the remaining 57.8% of Reynolds American Inc. it did not already own. Pursuant to the Merger Agreement, the Company, on behalf of its indirect subsidiary BATUS Holdings Inc ('BATUS'), agreed to issue new shares, represented by American Depositary Shares, for the benefit of Reynolds American Inc. shareholders. In consideration for the Company issuing new shares, BATUS agreed to issue to the Company an assignable obligation owed by BATUS to issue shares to the holder of that obligation. As a consequence, the Company issued 429,045,762 new shares with a nominal value of £107,261,441.

In accordance with Section 612 of the Companies Act 2006, the excess of the fair value of the shares issued over the nominal value of the shares has been treated as a merger reserve.

(c) Other reserves

As part consideration for the acquisition of Rothmans International BV in 1999, convertible redeemable preference shares were issued by the Company. The discount on these shares was amortised by crediting other reserves and charging retained earnings. The balance of £90 million in other reserves comprises the accumulated balance in respect of the preference shares converted during 2004.

⁶ Denotes phrase, paragraph or similar that does not form part of BAT's Annual Report on Form 20-F as filed with the SEC.

Financial Statements

Notes on Accounts[@]

Continued

(d) Profit and loss account

As permitted by Section 408 of the Companies Act 2006, the profit and loss of the Company has not been presented in these Financial Statements. The profit for the year ended 31 December 2023 was £4,803 million (2022: £7,675 million).

As disclosed in note 6 to the Group Financial Statements, on 25 April 2023, the Group announced that it had reached an agreement with the U.S. Department of Justice (DOJ) and Department of the Treasury's Office of Foreign Assets Control (OFAC) for a total amount payable to the U.S. authorities of US\$635 million plus interest. The Company recognised a charge of £511 million (US\$635 million) and interest of £14 million (US\$17 million). An amount of £4 million (US\$5 million) was paid in April 2023, an amount of £258 million (US\$321 million including interest) was paid in September 2023 and £263 million (US\$326 million including interest) will be paid in the first half of 2024.

Dividend distributions to the Company's shareholders are recognised in the period in which these are paid. The Company makes four interim quarterly dividend payments.

Details of Directors' remuneration, share options and retirement benefits are given in the Remuneration Report in the Group Annual Report and Accounts. Details of key management compensation are included in note 30 of the Group financial statements. The Company had one employee at 31 December 2023 (2022: two). This employee is Tadeu Marroco (2022: Jack Bowles and Tadeu Marroco). The details of their remuneration are shown on page 175 of the Group's Annual Report and Accounts for the year ended 31 December 2023. The costs of these employees are borne by another Group company.

Shareholders' funds are stated after deducting the cost of treasury shares which include £6,807 million (2022: £6,821 million) for shares repurchased and not cancelled and £277 million (2022: £285 million) in respect of the cost of own shares held in Employee Share Ownership Trusts.

As at 31 December 2023 treasury shares include 5,613,369 (2022: 5,621,012) of shares held in trust and 220,533,855 (2022: 221,000,192) of shares repurchased and not cancelled as part of the company's share buy-back programme which was relaunched in 2022. From March 2020, the Company has utilised shares acquired in the share buy-back programme to satisfy share-based payment awards made to certain employees. Other movements in shareholders' funds relate to the recognition of share-based payments and the release of treasury shares as a result of the exercise of share options.

(e) Perpetual hybrid bonds

On 27 September 2021, the Company issued two €1 billion perpetual hybrid bonds, which have been classified as equity. Issuance costs of these bonds, amounting to €26 million (£22 million), have been recognised in equity, net of tax of £4 million. These bonds include redemption options exercisable at the Company's discretion from September 2026 to December 2026 (the 3% perpetual hybrid bond) and June 2029 to September 2029 (the 3.75% perpetual hybrid bond), on specified dates thereafter, or in the event of specific circumstances (such as a change in IFRS or tax regime) as set out in the individual terms of each issue.

The coupons associated with these perpetual bonds are fixed at 3% until 2026 and 3.75% until 2029, respectively, and would reset to rates determined by the contractual terms of each instrument on certain dates thereafter. The bonds are perpetual in nature and do not have maturity dates for the repayment of principal. The contractual terms of the perpetual hybrid bonds allow the Company to defer coupon payments, however certain contingent events could trigger mandatory payments of such deferred coupons, including the payment of dividends on and repurchase of ordinary shares, subject to certain exceptions in each case. As the Company has the unconditional right to avoid transferring cash or another financial asset in relation to these bonds, they are classified as equity instruments in these financial statements. The Company has not deferred any eligible coupon payments to date.

During the year, the Company did not defer any eligible coupon payments and paid a coupon of £33 million in September 2023 (September 2022: £33 million) on the 3.75% September 2029 bond and £26 million in December 2023 (December 2022: £27 million) on the 3% December 2026 bond which has been recognised within equity. The fair value of these bonds at 31 December 2023 is £1,512 million (2022: £1,331 million).

5 Creditors

	2023 £m	2022 £m
Amounts due to Group undertakings	38	28
Loans due to Group undertakings	1,571	1,571
Other creditors	1,443	1,310
Deferred income	7	7
	3,059	2,916
Current	453	208
Non-current	2,607	2,708
	3,060	2,916

Amounts due to Group undertaking of £38 million (2022: £28 million) are unsecured, interest free and repayable on demand. Loans due to Group undertakings of £1,571 million (2022: £1,571 million) are unsecured, bear interest at rates based on SONIA between 3.43% and 5.19% (2022: 0.19% and 3.42%, based on LIBOR), and are repayable in 2027. Included in other creditors are amounts in respect of subsidiary undertaking borrowings guaranteed by the Company of £1,154 million (2022: £1,274 million). Out of this amount, a total of £124 million (2022: £146 million) represents amounts to be released within one year.

In 2023, the Company reached an agreement with the DOJ and OFAC to resolve previously disclosed investigations into suspicions of sanctions breaches. Included within sundry payables is £263 million representing the third and final payment due in the first half of 2024.

6 Audit Fees

	2023	2022
Fees payable to KPMG		
– Audit fees (borne by another Group Company)	£ 30,000	£ 30,000

7 Contingent Liabilities

British American Tobacco p.l.c. has guaranteed borrowings by subsidiary undertakings of £47.9 billion (2022: £40.7 billion) and total borrowing facilities of £56.1 billion (2022: £55.7 billion).

The Company has cross-guaranteed the liabilities of the British American Tobacco UK Pension Fund (“Fund”), which had a surplus according to the last formal triennial valuation in March 2023 of £111 million on a Technical Provisions basis, in accordance with the statutory funding objective. On an IAS 19 basis, the Fund had a surplus at 31 December 2023 of £184 million (2022: £143 million). No contributions are expected to be made by the principal employer to the Fund in 2024.

The Company has provided certain guarantees to other Group entities or in respect of certain of their obligations.

In addition, there are contingent liabilities in respect of litigation in various countries (note 31 in the Notes on the Accounts).

8 Post Balance Sheet Events

On 01 February 2024, the fourth quarterly interim dividend of 57.72p (£1,287 million) declared by the Directors in February 2023, and reconfirmed to the market prior to 31 December 2023, was paid to shareholders. The impact of this on the Company was to reduce the level of profit and loss reserve from £10,950 million to £9,663 million.

In addition, on 7 February 2024, the Board declared an interim dividend of 235.5p per ordinary share of 25p for the year ended 31 December 2023, payable in four equal quarterly instalments of 58.88p per ordinary share in May, August, November 2024 and February 2025. These payments will be recognised as appropriations from reserves in 2024 and 2025. The total amount payable is estimated to be £5,267 million based on the number of shares outstanding at the date of these accounts.

[®] Denotes section, including accompanying text and tables, that does not form part of BAT’s Annual Report on Form 20-F as filed with the SEC.

Other Information

Additional Disclosures

Additional Disclosures

Information on the Group	331
Selected Financial Information	332
Non-Financial Measures	333
Non-GAAP Measures	335
Employees	350
Additional Disclosures on Liquidity and Capital Resources	351
Summary of Group Risk Factors	353
Group Risk Factors	354
Regulation of the Group's Business	375
Material Contracts	380
Property, Plant and Equipment	382
Raw Materials	382
U.S. Corporate Governance Practices	383
Controls and Procedures	384
Statements Regarding Competitive Position	384
Directors' Report Information	385
Cautionary Statement	386

Shareholder Information

Share Prices and Listings	387
Dividends	388
Shareholder Taxation Information	390
Share Capital and Security Ownership	394
Articles of Association	396
Purchase of Shares	399
Group Employee Trust	400
American Depositary Shares	401
Shareholding Administration and Services	402
Exhibits	403

Other Information

Glossary	406
Cross-Reference to Form-20F	407

Information on the Group

Overview

British American Tobacco p.l.c. is the parent holding company of the Group, a leading multi-category consumer goods business that provides tobacco and nicotine products to millions of consumers around the world.

The Group, excluding the Group's associated undertakings, is organised into three regions:

- the United States of America (Reynolds American Inc.);
- Americas and Europe (AME); and
- Asia-Pacific, the Middle East and Africa (APMEA).

The Group's range of combustible products covers all segments, from value-for-money to premium, with a portfolio of international, regional and local tobacco brands to meet a broad array of adult tobacco consumer preferences wherever the Group operates.

The Group has also built a portfolio of smokeless tobacco and nicotine products – including Vapour products, Heated Products (HPs) and Modern Oral products, which are collectively termed the New Categories, as well as Traditional Oral products.

The Group manages a globally-integrated supply chain and its products are distributed to retail outlets worldwide.

History and development of BAT

The Group has had a significant global presence in the tobacco industry for over 100 years. BAT Ltd. was incorporated in 1902, when the Imperial Tobacco Company and the American Tobacco Company agreed to form a joint venture company. BAT Ltd. inherited companies and quickly expanded into major markets, including India and Ceylon, Egypt, Malaya, Northern Europe and East Africa. In 1927, BAT Ltd. expanded into the U.S. market through its acquisition of B&W.

During the 1960s, 1970s and 1980s, the Group diversified its business under the umbrella of B.A.T Industries p.l.c., with acquisitions in the paper, cosmetics, retail and financial services industries, among others. Various business reorganisations followed as the business was eventually refocused on the Group's core cigarette, cigars and tobacco products businesses with BAT becoming a separately listed entity on the LSE in 1998.

The following is a summary of the significant mergers, acquisitions and disposals undertaken since 1998:

- 1999 – global merger with Rothmans International;
- 2000 – acquisition of Imperial Tobacco Canada;
- 2003 – acquisition of Ente Tabacchi Italiani S.p.A., Italy's state-owned tobacco company, Tabacalera Nacional in Peru and Duvanska Industrija Vranje in Serbia;
- 2004 - the U.S. assets, liabilities and operations, other than certain specified assets and liabilities, of BAT's wholly-owned subsidiary, B&W, were combined with RJR Tobacco Company to form Reynolds American Inc. As a result of the B&W business combination, B&W acquired beneficial ownership of approximately 42% of the Reynolds American Inc. shares;
- 2008 – acquisition of Tekel, the Turkish state-owned tobacco company and the cigarette and snus business of Skandinavisk Tobakskompagni A/S;
- 2009 - acquisition of an effective 99% interest in Bentoel in Indonesia;
- 2011 – acquisition of Protabaco in Colombia;
- 2012 – acquisition of CN Creative Limited in the UK;
- 2013 – entered into joint operations in China;

- 2015 – acquisition of the shares not already owned by the Group in Souza Cruz in Brazil, the acquisition of the CHIC Group in Poland, the acquisition of TDR d.o.o., a cigarette manufacturer in Central Europe. Also in 2015, the Group increased its investment in Reynolds American Inc. by US\$4.7 billion to maintain the Group's approximate 42% equity position following Reynolds American Inc.'s purchase of Lorillard Inc.;

- 2016 – acquisition of Ten Motives in the UK;

- 2017 – acquisition of the remaining 57.8% of Reynolds American Inc. the Group did not already own. Following completion of the acquisition, Reynolds American Inc. became an indirect, wholly-owned subsidiary of BAT and is no longer a publicly-held corporation. In 2017, the Group also acquired certain tobacco assets from Bulgartabac Holding AD in Bulgaria and Fabrika Duhana Sarajevo (FDS) in Bosnia, acquired Winnington Holdings AB in Sweden and acquired certain assets from Must Have Limited in the UK, including the electronic cigarette brand ViP;

- 2018 – acquisition of Quantus Beteiligungs- und Beratungsgesellschaft mbH in Germany;

- 2019 – acquisition of Twisp Proprietary Limited in South Africa and 60% of VapeWild Holdings LLC in the U.S.;

- 2020 – acquisition of the nicotine pouch product assets of Dryft Sciences, LLC (Dryft) in the U.S. and the acquisition of Eastern Tobacco Company for Trading in Saudi Arabia;

- 2021 – entry into a strategic research and product development collaboration agreement with Organigram Inc., a licensed producer of cannabis and cannabis-derived products in Canada and a wholly-owned subsidiary of publicly-traded Organigram Holdings Inc. and acquisition of a 19.9% equity stake in Organigram Holdings Inc.. Also in 2021, the Group disposed of its Iranian subsidiary, BAT Pars Company PJSC;

- 2022 – acquisition of a 16% equity stake in Sanity Group GmbH, a German cannabis company. In 2022, the Group also made an investment, via a convertible debenture in the amount of c.£48 million, into Charlotte's Web Holdings, Inc., a U.S.-based hemp extract wellness products business; and

- 2023 - disposal of the Group's businesses in Russia and Belarus.

British American Tobacco p.l.c. was incorporated in July 1997 under the laws of England and Wales as a public limited company and is domiciled in the United Kingdom.

Seasonality

The Group's business segments are not significantly affected by seasonality although in certain markets cigarette consumption trends rise during summer months due to longer daylight time and tourism.

Patents and trademarks

Our trademarks, which include the brand names under which our products are sold, are key assets which we consider, in the aggregate, to be important to the business as a whole. As well as protecting our brand names by way of trademark registration, we also protect our innovations by means of patents and designs in key global jurisdictions.

Board oversight of M&A transactions

The Company's Board has strategic oversight of significant M&A transactions (determined by value or strategic nature of transaction), which are referred to it for noting under the Group Statement of Delegated Authorities (SoDA).

Other M&A transactions are referred for strategic oversight to the Management Board or other applicable senior forum or persons, under the Group SoDA. Those referral requirements under the Group SoDA apply alongside any requirement for corporate approval of M&A transactions by or within a Group company.

Other Information

Selected Financial Information

This information set out below has been derived from, in part, the audited consolidated financial statements of the Group commencing on page 208. This selected financial information should be read in conjunction with the consolidated financial statements and the Strategic Report.

All items shown in £m except per share information	As of and for the Year Ended 31 December				
	2023	2022	2021	2020	2019
Income statement data					
Revenue ²	27,283	27,655	25,684	25,776	25,877
Raw materials and consumables used	(4,545)	(4,781)	(4,542)	(4,583)	(4,599)
Changes in inventories of finished goods and work in progress	(96)	227	160	445	162
Employee benefit costs	(2,664)	(2,972)	(2,717)	(2,744)	(3,221)
Depreciation, amortisation and impairment costs	(28,614)	(1,305)	(1,076)	(1,450)	(1,512)
Other operating income	432	722	196	188	163
Loss on reclassification from amortised cost to fair value	(9)	(5)	(3)	(3)	(3)
Other operating expenses	(7,538)	(9,018)	(7,468)	(7,667)	(7,851)
(Loss)/profit from operations	(15,751)	10,523	10,234	9,962	9,016
Net finance costs	(1,895)	(1,641)	(1,486)	(1,745)	(1,602)
Share of post-tax results of associates and joint ventures	585	442	415	455	498
(Loss)/profit before taxation	(17,061)	9,324	9,163	8,672	7,912
Taxation on ordinary activities	2,872	(2,478)	(2,189)	(2,108)	(2,063)
(Loss)/profit for the year	(14,189)	6,846	6,974	6,564	5,849
Per share data					
Basic weighted average number of ordinary shares, in millions	2,229	2,256	2,287	2,286	2,284
Diluted weighted average number of ordinary shares, in millions ³	2,237	2,267	2,297	2,295	2,291
(Loss)/earnings per share-basic (pence)	(646.6)p	293.3p	296.9p	280.0p	249.7p
(Loss)/earnings per share-diluted (pence) ³	(646.6)p	291.9p	295.6p	278.9p	249.0p
Dividends per share (pence) ⁴	235.5p	230.9p	217.8p	215.6p	210.4p
Balance sheet data					
Assets					
Non-current assets	104,530	138,137	124,558	124,078	127,731
Current assets	14,186	15,409	12,807	13,612	13,274
Total assets	118,716	153,546	137,365	137,690	141,005
Liabilities					
Non-current liabilities	50,109	59,983	54,820	59,257	58,022
Current liabilities	15,673	17,853	15,144	15,478	18,823
Total borrowings	39,730	43,139	39,658	43,968	45,366
Equity					
Share capital	614	614	614	614	614
Total equity	52,934	75,710	67,401	62,955	64,160
Cash flow data					
Net cash generated from operating activities	10,714	10,394	9,717	9,786	8,996
Net cash used in investing activities	(296)	(705)	(1,140)	(783)	(639)
Net cash used in financing activities	(9,314)	(8,878)	(8,749)	(7,897)	(8,593)

Notes:

- All of the information above is in respect of continuing operations, revised for the fully retrospective adoption of IFRS 15.
- Revenue is net of duty, excise and other taxes of £36,917 million, £38,527 million, £38,595 million, £39,172 million and £39,826 million for the years ended 31 December 2023, 2022, 2021, 2020, and 2019, respectively.
- In 2023, the Group reported a loss for the year. Following the requirements of IAS 33, the impact of share options would be antidilutive and are therefore excluded, for 2023, from the calculation of diluted earnings per share, calculated in accordance with IFRS, for that year. However, for consistency across periods, the presentation of the diluted weighted number of ordinary shares above includes those that are potentially dilutive. The diluted number of shares, less those that are deemed to be anti-dilutive under IAS33, used in the calculation of diluted earnings per share in compliance with IFRS was 2,229 million.
- In February 2024, the BAT Directors declared an interim dividend of 235.5 pence per share for the year ended 31 December 2023, payable in four equal instalments of 58.88 pence per ordinary share. The interim dividend will be paid to BAT shareholders in May 2024, August 2024, November 2024 and February 2025. The equivalent quarterly dividends receivable by holders of ADSs in US dollars will be calculated based on the exchange rate on the applicable payment date.

Volume

Volume is defined as the number of units sold. Units may vary between categories. This can be summarised for the principal metrics as follows:

- Factory-made cigarettes (FMC) – sticks, regardless of weight or dimensions;
- Roll-Your-Own/Make-Your-Own – kilos, converted to a stick equivalent based upon 0.8 grams (per stick equivalent) for Roll-Your-Own and between 0.5 and 0.7 grams (per stick equivalent) for Make-Your-Own;
- Traditional Oral – pouches (being 1:1 conversion to stick equivalent) and kilos, converted to a stick equivalent based upon 2.8 grams (per stick equivalent) for Moist Snuff, 2.0 grams (per stick equivalent) for Dry Snuff and 7.1 grams (per stick equivalent) for other oral;
- Modern Oral – pouches, being 1:1 conversion to stick equivalent;
- Heat/Heated sticks – sticks, being 1:1 conversion to stick equivalent; and
- Vapour – pods and 10 millilitre bottles. There is no conversion to a stick equivalent.

Volume is recognised in line with IFRS 15 Revenue from Contracts with Customers, based upon transfer of control. It is assumed that there is no material difference, in line with the Group's recognition of revenue, between the transfer of control and shipment date.

Volume is used by management and investors to assess the relative performance of the Group and its brands within categories, given volume is a principal determinant of revenue.

Volume Share

Volume share is the number of units bought by consumers of a specific brand or combination of brands, as a proportion of the total units bought by consumers in the industry, category or other sub-categorisation. Sub-categories include, but are not limited to, the HP category, Modern Oral, Vapour, Traditional Oral, Total Oral or Cigarette. Except when referencing particular markets, volume share is based on our key markets (representing around 60% of the Group's cigarette and HP volume).

Where possible, the Group utilises data provided by third-party organisations, including NielsenIQ, based upon retail audit of sales to consumers. In certain markets, where such data is not available, other measures are employed which assess volume share based upon other movements within the supply chain, such as sales to retailers. This may depend on the provision of data to the industry by the customers including distributors/wholesalers.

Volume share is used by management to assess the relative performance to the Group and its brands against the performance of its competitors in the categories and geographies in which the Group operates. This measure is also useful to understand the Group's performance when seeking to grow scale within a market or category from which future financial returns can be realised. The Group's management believes that this measure is useful to investors to understand the relative performance of the Group and its brands against the performance of its competitors in the categories and geographies in which the Group operates.

Volume share in each year compares the average volume share in the year with the average volume share in the prior year. This is a more robust measure of performance, removing short-term volatility that may arise at a point in time.

However, in certain circumstances, in order to illustrate the latest performance, data may be provided as at the end of the period rather than the average in that period. In these instances, the Group indicates that these are at a specific date (for instance, December 2023).

Value Share

Value share is the retail value of units bought by consumers of a particular brand or combination of brands, as a proportion of the total retail value of units bought by consumers in the industry, category or other sub-categorisation in discussion. Except when referencing particular markets, value share is based on our key markets (representing around 85% of the Group's cigarette and HP value).

Where possible, the Group utilises data provided by third-party organisations, including NielsenIQ, based upon retail audit of sales to consumers. In certain markets, where such data is not available, other measures are employed which assess value share based upon other movements within the supply chain, such as sales to retailers. This may depend on the provision of data to the industry by the customers (including distributors and wholesalers).

Value share is used by management to assess the relative performance of the Group and its brands against the performance of its competitors in the categories and geographies in which the Group operates, specifically indicating the Group's ability to realise value relative to the market. The Group's management believes that this measure is useful to investors to apprehend the relative performance of the Group and its brands against the performance of its competitors in the categories and geographies in which the Group operates, specifically indicating the Group's ability to realise value relative to the market.

Value share in each year compares the average value share in the year with the average value share in the prior period. This is a more robust measure of performance, removing short-term volatility that may arise at a point of time.

However, in certain circumstances, in order to illustrate the latest performance, data may be provided that is as at the end of the period rather than the average in that period. In these instances the Group indicates that these are at a specific date (for instance, December 2023).

Other Information

Non-Financial Measures

Price Mix

Price mix is a term used by management and investors to explain the movement in revenue between periods. Revenue is affected by the volume (how many units are sold) and the value (how much is each unit sold for). Price mix is used to explain the value component of the sales as the Group sells each unit for a value (price) but may also achieve a movement in revenue due to the relative proportions of higher value volume sold compared to lower value volume sold (mix).

This term is used to explain the Group's relative performance between periods only. It is calculated as the difference between the movement in revenue (between periods) and volume (between periods). For instance, the decline in combustibles revenue (excluding translational foreign exchange movements) of 0.8% in 2023, with a decline in combustibles volume of 8.3% in 2023, leads to a price mix of 7.5% in 2023. No assumptions underlie this metric as it utilises the Group's own data.

Consumers of Non-Combustible Products

The number of consumers of Non-Combustible products is defined as the estimated number of Legal Age (minimum 18 years) consumers of the Group's Non-Combustible products. In markets where regular consumer tracking is in place, this estimate is obtained from adult consumer tracking studies conducted by third parties (including Kantar). In markets where regular consumer tracking is not in place, the number of consumers of Non-Combustible products is derived from volume sales of consumables and devices in such markets, using consumption patterns obtained from other similar markets with consumer tracking (utilising studies conducted by third parties, including Kantar).

The number of Non-Combustible products consumers is used by management to assess the number of consumers regularly using the Group's New Categories products as the increase in Non-Combustible products is a key pillar of the Group's sustainability ambition and is integral to the sustainability of our business.

The Group's management believes that this measure is useful to investors given the Group's sustainability ambition and alignment to the sustainability of the business with respect to the Non-Combustibles portfolio.

% of farms monitored for child labour; % of farms with incidents of child labour identified; Number of child labour incidents identified; % reported as resolved by end of the growing season

Our definition of child labour is aligned to how International Labour Organization (ILO) defines the term, namely that the work that deprives children of their childhood, their potential and their dignity, and that is harmful to their physical and mental development (<https://www.ilo.org/ipec/facts/lang--en/index.htm>).

Reported via our Thrive annual reports covering all BAT-contracted farmers and farmers supplying our third-party suppliers, representing more than 94% of total tobacco grown or purchased by BAT in 2023. As tobacco-growing seasons vary around the world, data is based on the most recent crop cycle at the time of reporting, instead of the crop grown in the calendar year.

Data in relation to our contracted farmers is collected by BAT field technicians (FTs) who visit our contracted farmers approximately once a month during the growing season. Details of each visit are recorded in our Farmer Sustainability Management (FSM) digital app by the FT and are formally acknowledged by the farmer. If any child labour case is identified, it is reported in the system and treated as a critical prompt action. For the case to be resolved, this is followed by an unannounced visit shortly after to observe whether this is repeated and a remediation plan agreed with the farmer. The remediation plan varies from case to case, considering the individual circumstances.

Our third-party suppliers collect data for Thrive via their own FTs, in their own farm monitoring systems.

Once the data is collected in the field, the country team analyse the data and approve it or reopen the questions for discussion with the farmers. After that, the data is reported in Thrive and made available to the Global Leaf ESG team. The data is also reviewed by an independent third party.

Ethnically Diverse Group

For the purposes of D&I Reporting, the following definitions are used. Ethnically diverse groups includes global ethnic groups Hispanic/Latin American, Black, Asian, Indigenous, Mixed, Other (Arabs/Middle Eastern and Turkish). In 2022, we expanded the scope of our confidential voluntary ethnicity identity collection and reporting beyond the UK to six additional markets (Australia, Brazil, Canada, Malaysia, South Africa and the U.S.).

Senior Leadership Teams

Members of senior leadership teams are defined as any employee who is either a direct report of a Management Board member or a direct report of a Management Board's direct report.

Some MB-1 and MB-2 employees are double-counted in this calculation to account for those who feature on one or more senior leadership teams, given their dual accountability.

% Women in Management Roles

The number of female management-grade employees, as a percentage of the total number of management-grade employees. Management-grade employees include all global graduates and all employees at job grade 34 to grade 41, being the highest grade immediately prior to the Management Board. The gender of each employee is typically recorded at the point of hire.

% of Key Leadership teams with at least a 50% spread of distinct nationalities: The number of Management Board members that have at least a 50% spread of nationalities within their Key Leadership teams (MB-1 members only), as a percentage of the total number of Management Board members. A Key Leadership team is categorised as the group of direct reports that report into a Management Board member.

The 50% spread of distinct nationalities is satisfied if at least half of a given MB's Key Leadership team members are of distinct nationalities. The nationality of each employee is typically recorded at the point of hire. U.S. employees hired by Reynolds prior to its merger with BAT did not disclose nationality at point of hire and therefore these employees are excluded from the calculation.

Some MB-1 Key Leadership team members are double-counted in this calculation to account for those who feature on one or more MB leadership teams, given their dual accountability.

Non-GAAP Measures

To supplement the presentation of the Group's results of operations and financial condition in accordance with IFRS, we also present several non-GAAP measures used by management to monitor the Group's performance. The Group's management regularly reviews the measures used to assess and present the financial performance of the Group and, as relevant, its geographic segments.

Changes to Non-GAAP measures in 2023

In 2023, the Group finalised the sale of its Russian and Belarusian businesses. The 2023 STI targets were set excluding the Russian and Belarusian businesses (organic basis), and the results were assessed on the same basis. The following measures used by Management within the Group's STI, as reported within the Remuneration report beginning on page 170, were measured on an organic basis in 2023: New Categories revenue growth, change in New Categories contribution and adjusted profit from operations - with all the aforementioned measures continuing to be presented at constant rates of exchange. The adjusted cash generated from operations performance have also been measured on an organic basis at constant rates of exchange.

For the 2021 LTI with the performance period ending in 2023, performance measures and targets have remained unchanged during the three-year performance period. In assessing performance results for the 2021 LTIP award against the targets set at the start of the performance period, performance has been assessed excluding the Russian and Belarusian businesses from the 2023 results. For the purpose of LTI performance, 2021 and 2022 will remain as previously reported. The following LTI performance measures were measured on an organic basis in 2023: revenue growth (at constant rates of exchange), adjusted diluted EPS (at constant rates of exchange), adjusted diluted EPS (at current rates of exchange), operating cash flow conversion ratio.

The following tables include, where relevant, reconciliations to the relevant measures referred to above, from the most comparable IFRS equivalent.

Revenue at Constant Rates of Exchange and Organic Revenue at Current and Constant Rates of Exchange

Definition – revenue before the impact of foreign exchange and also presented excluding the inorganic performance of certain businesses bought or sold in the period.

To supplement BAT's revenue presented in accordance with IFRS, the Group's Management Board, as the chief operating decision-maker, reviews revenue at constant rates of exchange to evaluate the underlying business performance of the Group and its geographic segments. The Group's Management Board defines this measure as revenue retranslated at the prior periods rate of exchange.

The Group's Management Board believes that revenue at constant rates of exchange provides information that enables investors to compare the Group's business performance across periods without the impacts of translational foreign exchange. This measure has limitations as an analytical tool. The most directly comparable IFRS measure to revenue at constant rates of exchange is revenue. Revenue at constant rates of exchange is not a presentation made in accordance with IFRS, and is not a measure of financial condition or liquidity and should not be considered as an alternative to revenue as determined in accordance with IFRS. Revenue at constant rates of exchange is not necessarily comparable to similarly titled measures used by other companies. As a result, you should not consider this performance measure in isolation from, or as a substitute analysis for, BAT's results as determined in accordance with IFRS.

As Management assesses revenue at constant rates also on an organic basis within the Group's incentive schemes, as reported within the Remuneration Report beginning in page 170, these measures are also presented excluding the inorganic performance of certain businesses bought or sold in the period.

Refer to note 2 in the Notes on the Accounts for further discussion of the segmental results and for the reconciliation of revenue at current and constant rates of exchange to segmental revenue and to Group revenue for the years ended 31 December 2023, 2022 and 2021.

	For the year ended 31 December (£m)		
	2023	2022	2021
Revenue	27,283	27,655	25,684
Impact of translational foreign exchange	813	(1,382)	1,877
2023 revenue re-translated at 2022 exchange rates	28,096		
2022 revenue re-translated at 2021 exchange rates		26,273	
2021 revenue re-translated at 2020 exchange rates			27,561
Change in revenue at prior year's exchange rates (constant rates)	1.6%	2.3%	6.9%
Inorganic adjustments re-translated at prior year's exchange rates (constant rates)	(550)	(813)	
Organic revenue re-translated at prior year's exchange rates (constant rates)	27,546	25,460	

	For the year ended 31 December (£m)		
	2023	2022	
Revenue	27,283	27,655	
Inorganic adjustments	(479)	(935)	
Organic revenue	26,804	26,720	

Organic revenue in 2022, translated at 2022 rates was £26,720 million. Organic revenue in 2023, translated at the prior year's exchange rate was £27,546 million. Accordingly, the movement in organic revenue, at constant rates of exchange in 2023 was an increase of 3.1%.

Other Information

Non-GAAP Measures

Continued

Revenue by Product Category or Geographic Segment – Including Revenue from New Categories, at Constant Rates of Exchange and on an Organic Basis

Definition – revenue by product category, and at the prior year's prevailing exchange rate and also presented excluding the inorganic performance of certain businesses bought or sold in the period, derived from the principal product categories of Combustibles, New Categories (being comprised of revenue from Vapour, HP and Modern Oral), and Traditional Oral, including by the geographic segments of the United States, Americas and Europe, and Asia-Pacific, Middle East and Africa.

To supplement BAT's revenue presented in accordance with IFRS, the Group's Management Board, as the chief operating decision-maker, reviews revenue growth from the principal product categories of combustibles, New Categories and Traditional Oral, including from the geographic segments of the United States, Americas and Europe, and Asia-Pacific, Middle East and Africa, to evaluate the underlying business performance of the Group reflecting the focus of the Group's investment activity. The Group's Management Board assesses revenue by product category, including by geographic segment, at constant rates of exchange, translated to the Group's reporting currency at the prior period's prevailing exchange rate, derived from the Group's combustible portfolio (including but not limited to Kent, Dunhill, Lucky Strike, Pall Mall, Rothmans, Camel (U.S.), Newport (U.S.), Natural American Spirit (U.S.)), the Group's New Category portfolio (being Vapour, HP and Modern Oral) and the Group's Traditional Oral portfolio and the Group's operations in the United States, Americas and Europe, and Asia-Pacific, Middle East and Africa.

The Group's Management Board also believes that the revenue performance by product category, including by geographic segment, provides information that enables investors to compare the Group's business performance across periods and by reference to the Group's investment activity. Revenue by product category, including by geographic segment, have limitations as analytical tools. The most directly comparable IFRS measure to revenue by product category, including by geographic segment, is revenue. Revenue by product category, including by geographic segment, are not presentations made in accordance with IFRS, are not measures of financial condition or liquidity and should not be considered as alternatives to revenue as determined in accordance with IFRS. Revenue by product category, including by geographic segment, are not necessarily comparable to similarly titled measures used by other companies. As a result, you should not consider these performance measures in isolation from, or as a substitute analysis for, BAT's results as determined in accordance with IFRS.

As Management assesses New Categories revenue growth on an organic basis within the Group's incentive schemes, as reported within the Remuneration Report beginning in page 170, this measure is also presented excluding the inorganic performance of certain businesses bought or sold in the period. The organic figures shown for the relevant product categories are provided to show the build-up towards revenue from New Categories and what Management is working towards.

Reconciliation of revenue by product category to revenue by product category at constant rates of exchange and on an organic basis (2023 - 2022)

	2023							
	Reported £m	vs 2022 %	Impact of exchange £m	Reported at cc £m	Reported at cc vs 2022 %	Inorganic adjustments £m	Organic at cc £m	Organic at cc vs 2022 %
New Categories:								
Vapour	1,812	+26.2%	11	1,823	+26.9%	(2)	1,821	+26.8%
HP	996	-6.0%	37	1,033	-2.5%	(89)	944	+4.1%
Modern Oral	539	+35.3%	15	554	+39.0%	(7)	547	+38.9%
Total New Categories	3,347	+15.6%	63	3,410	+17.8%	(98)	3,312	+21.0%
Traditional Oral	1,163	-3.8%	9	1,172	-3.1%	—	1,172	-3.1%
Combustibles	22,108	-4.0%	738	22,846	-0.8%	(450)	22,396	+0.6%
Other	665	+27.6%	3	668	+28.4%	(2)	666	+29.6%
Revenue	27,283	-1.3%	813	28,096	+1.6%	(550)	27,546	+3.1%
Inorganic adjustments	(479)			(550)				
Organic revenue	26,804	+0.3%		27,546	+3.1%			

Reconciliation of revenue by product category to revenue by product category at constant rates of exchange (2022 - 2021) and on an organic basis – 2022

	2022							2021
	Reported £m	vs 2021 %	Impact of exchange £m	Reported at cc £m	Reported at cc vs 2021 %	Inorganic adjustments at cc £m	Organic at cc £m	Reported £m
New Categories:								
Vapour	1,436	+54.9%	(103)	1,333	+43.8%	—	1,333	927
HP	1,060	+24.3%	21	1,081	+26.7%	(133)	948	853
Modern Oral	398	+45.3%	1	399	+45.6%	(5)	394	274
Total New Categories	2,894	+40.9%	(81)	2,813	+37.0%	(138)	2,675	2,054
Traditional Oral	1,209	+8.2%	(117)	1,092	-2.3%	—	1,092	1,118
Combustibles	23,030	+4.5%	(1,142)	21,888	-0.6%	(669)	21,219	22,029
Other	522	+7.6%	(42)	480	-0.8%	(6)	474	483
Revenue	27,655	+7.7%	(1,382)	26,273	+2.3%	(813)	25,460	25,684
Inorganic adjustments	(935)			(813)				
Organic revenue	26,720	+6.8%		25,460				

Other Information

Non-GAAP Measures

Continued

	2023					2022
	Reported £m	vs 2022 %	Impact of exchange £m	Reported at cc £m	Reported at cc vs 2022 %	Reported £m
APMEA						
New Categories:						
Vapour	93	+60.5%	9	102	+74.6%	58
HP	491	-13.2%	34	525	-7.3%	566
Modern Oral	32	+50.3%	4	36	+70.8%	21
Total New Categories	616	-4.5%	47	663	+2.6%	645
Traditional Oral	—	—%	—	—	—%	—
Combustibles	4,750	-4.5%	484	5,234	+5.2%	4,972
Other	132	+18.9%	13	145	+32.0%	112
Revenue	5,498	-4.0%	544	6,042	+5.5%	5,729

	2022					2021
	Reported £m	vs 2021 %	Impact of exchange £m	Reported at cc £m	Reported at cc vs 2021 %	Reported £m
APMEA						
New Categories:						
Vapour	58	+55.1%	(1)	57	+53.0%	38
HP	566	+1.1%	33	599	+7.0%	560
Modern Oral	21	+114%	—	21	+112%	10
Total New Categories	645	+6.3%	32	677	+11.5%	608
Traditional Oral	—	—	—	—	—	—
Combustibles	4,972	+2.8%	44	5,016	+3.8%	4,835
Other	112	+2.8%	(9)	103	-4.3%	106
Revenue	5,729	+3.2%	67	5,796	+4.4%	5,549

Note:

cc: constant currency – measures are calculated based on a re-translation of the current year's results of the Group at the prior year's exchange rates and, where applicable, its geographical segments or product categories.

Adjusted Profit From Operations, Adjusted Operating Margin and Adjusted Organic Profit From Operations

Definition – profit from operations before the impact of adjusting items and adjusted profit from operations as a percentage of revenue, and also presented excluding the inorganic performance of certain businesses bought or sold in the period.

To supplement BAT's results from operations presented in accordance with IFRS, the Group's Management Board, as the chief operating decision-maker, reviews adjusted profit from operations to evaluate the underlying business performance of the Group and its geographic segments, to allocate resources to the overall business and to communicate financial performance to investors. The Group also presents adjusted operating margin, which is defined as adjusted profit from operations as a percentage of revenue. Adjusted profit from operations and adjusted operating margin are not measures defined by IFRS. The most directly comparable IFRS measure to adjusted profit from operations is profit from operations.

Adjusting items, as identified in accordance with the Group's accounting policies, represent certain items of income and expense which the Group considers distinctive based on their size, nature or incidence. In identifying and quantifying adjusting items, the Group consistently applies a policy that defines criteria that are required to be met for an item to be classified as adjusting and provides details of items that are specifically excluded from being classified as adjusting items. Adjusting items in profit from operations include restructuring and integration costs, amortisation of trademarks and similar intangibles, impairment of goodwill and charges in respect of certain litigation. The definition of adjusting items is explained in note 1 in the Notes on the Accounts.

The Group's Management Board believes that these additional measures are useful to investors and are used by the Group's Management Board as described above, because they exclude the impact of adjusting items which have less bearing on the routine ongoing operating activities of the Group, thereby enhancing users' understanding of underlying business performance. The Group's Management Board also believes that adjusted profit from operations provides information that enables investors to compare the Group's business performance across periods. Additionally, the Group's Management Board believes that similar measures are frequently used by securities analysts, investors and other interested parties in their evaluation of companies comparable to the Group, many of which present an adjusted operating profit-related performance measure when reporting their results. Adjusted profit from operations and adjusted operating margin have limitations as analytical tools. They are not presentations made in accordance with IFRS, are not measures of financial condition or liquidity and should not be considered as alternatives to profit for the year, profit from operations or operating margin as determined in accordance with IFRS. Adjusted profit from operations and adjusted operating margin are not necessarily comparable to similarly titled measures used by other companies. As a result, you should not consider these performance measures in isolation from, or as a substitute analysis for, BAT's results of operations as determined in accordance with IFRS.

As Management assesses adjusted profit from operations at constant rates also on an organic basis within the Group's incentive schemes, as reported within the Remuneration Report beginning in page 170, this measure is also presented excluding the inorganic performance of certain businesses bought or sold in the period.

The table below reconciles the Group's profit from operations to adjusted profit from operations, and to adjusted profit from operations at constant rates based on a re-translation of adjusted profit from operations for each year, at the previous year's exchange rates, and provides adjusted operating margin for the periods presented. Refer to note 2 in the Notes on the Accounts for further discussion of the segmental results and for the reconciliation of adjusted profit from operations at current and constant rates of exchange to segmental profit from operations and to Group profit for the years ended 31 December 2023, 2022 and 2021.

	For the year ended 31 December (£m)		
	2023	2022	2021
(Loss)/profit from operations	(15,751)	10,523	10,234
Add:			
Restructuring and integration costs	(2)	771	150
Amortisation and impairment of trademarks and similar intangibles	23,202	285	306
Impairment of Goodwill	4,614	—	57
Credit in respect of calculation of excise on social contributions in Brazil	(148)	—	—
Credit in respect of partial buy-out of the pension fund in the U.S.	—	(16)	(35)
Charges in connection with planned disposal of subsidiaries	—	612	—
Charges/(credit) in connection with disposal of subsidiaries	351	(6)	358
Charges in respect of contributions on investment grants in Brazil	47	—	—
Credit in respect of recovery of VAT on social contributions in Brazil	(19)	(460)	—
Charges in respect of DOJ and OFAC investigation	75	450	—
Charges in respect of Nigeria Federal Competition and Consumer Protection Commission (FCCPC) case	—	79	—
Other adjusting items (including Engle)	96	170	80
Adjusted profit from operations	12,465	12,408	11,150
Operating margin	-57.7%	38.1%	39.8%
Adjusted operating margin	45.7%	44.9%	43.4%
Impact of translational foreign exchange	324	(782)	802
Adjusted profit from operations re-translated at constant rates	12,789	11,626	11,952
Change in adjusted profit from operations re-translated at constant rates	+3.1%	+4.3%	+5.2%
Inorganic adjustments retranslated at constant rates	(223)	(276)	—
Adjusted organic profit from operations re-translated at constant rates	12,566	11,350	—

Adjusted organic measures above are re-translated at constant rates. Adjusted organic profit from operations in 2022, translated at 2022 rates was £12,089 million. Accordingly, the movement in adjusted organic profit from operations, at constant rates of exchange in 2023 was up 3.9%.

Other Information

Non-GAAP Measures

Continued

Category Contribution at Constant Rates of Exchange and Organic Category Contribution at Constant Rates of Exchange

Definition – Profit from operations before the impact of adjusting items and translational foreign exchange, having allocated costs that are directly attributable to New Categories, and also presented excluding the inorganic performance of certain businesses bought or sold in the period.

[Ⓐ]To supplement BAT's performance presented in accordance with IFRS, the Group's Management Board, as the chief operating decision-maker, reviews the contribution to Group profit from operations (before the impact of adjusting items and translational foreign exchange) of the principal product categories of New Categories (in aggregate) and the rest of the Group, reflecting the focus of the Group's investment activity.[Ⓐ] Category contribution is assessed by management within the Group's incentive schemes, as reported within the Remuneration Report beginning on page 170.

[Ⓑ]The Group's Management Board believes that this additional measure provides information that enables investors to compare the Group's business performance across periods and by reference to the Group's investment activity.[Ⓐ] Category contribution by products as a measure of Group performance has limitations as an analytical tool. They are not presentations made in accordance with IFRS, are not measures of financial condition or liquidity and should not be considered as alternatives to profit from operations as determined in accordance with IFRS. Category contribution is not necessarily comparable to similarly titled measures used by other companies.[Ⓐ] As a result, you should not consider such performance measures in isolation from, or as a substitute analysis for, BAT's results of operations as determined in accordance with IFRS.[Ⓐ]

The table below reflects the marginal contribution of the New Categories products to the Group's financial performance. This measure includes all directly attributable revenue and costs. This measure is provided in aggregate as certain costs are incurred across all New Categories and are not product specific. However, other overhead costs that are shared between New Categories and Rest of Business are borne by the Rest of Business as they are deemed to be incurred regardless of the performance of New Categories.

For the year ended 31 December (£m)							
2023							
	Reported	Adjusting Items	Adjusted	Exchange	Adjusted at cc	Inorganic Adjustments at cc	Adjusted Organic at cc
(Loss)/profit from Operations	(15,751)	28,216	12,465	324	12,789	(223)	12,566
As delivered through:							
New Categories contribution					32	(16)	16
Rest of Group contribution					12,757	(207)	12,550
For the year ended 31 December (£m)							
2022							
	Reported	Adjusting Items	Adjusted	Exchange	Adjusted at cc	Inorganic Adjustments at cc	Adjusted Organic at cc
Profit from Operations	10,523	1,885	12,408	(782)	11,626	(276)	11,350
As delivered through:							
New Categories contribution					(375)	15	(360)
Rest of Group contribution					12,001	(291)	11,710
For the year ended 31 December (£m)							
2021							
	Reported	Adjusting Items	Adjusted	Exchange	Adjusted at cc	Inorganic Adjustments at cc	Adjusted Organic at cc
Profit from Operations	10,234	916	11,150			(139)	11,011
As delivered through:							
New Categories contribution			(953)			92	(861)
Rest of Group contribution			12,103			(231)	11,872

Note:

cc: constant currency – measures are calculated based on a re-translation, at the prior year's exchange rates, of the current year's results of the Group and, where applicable, its geographical segments or product categories.

Adjusted Net Finance Costs and adjusted net finance costs, at constant rates of exchange

Definition – Net finance costs before the impact of adjusting items and translational foreign exchange.

To supplement BAT's performance presented in accordance with IFRS, the Group's net finance costs are also presented before adjusting items (as defined in note 1 in the Notes on the Accounts) and before the impact of translational foreign exchange. The Group's Management Board believes that adjusted net finance costs provides information that enables investors to compare the Group's business performance across periods. The Group's Management Board uses adjusted net finance costs as part of the total assessment of the underlying performance of all the Group's business interests. Adjusted net finance costs has limitations as an analytical tool. It is not a presentation made in accordance with IFRS, is not a measure of financial condition or liquidity, and should not be considered as an alternative to the Group's net finance costs as determined in accordance with IFRS. Adjusted net finance costs is not necessarily comparable to similarly titled measures used by other companies. As a result, you should not consider this performance measure in isolation from, or as a substitute analysis for, BAT's results of operations as determined in accordance with IFRS.

The most directly comparable IFRS measure to adjusted net finance costs is net finance costs.

The table below reconciles the Group's net finance costs to adjusted net finance costs, and to adjusted net finance costs at constant rates based on a re-translation of adjusted net finance costs for each year, at the previous year's exchange rates.

	For the year ended 31 December (£m)		
	2023	2022	2021
Finance costs	(2,081)	(1,733)	(1,521)
Finance income	186	92	35
Net finance costs	(1,895)	(1,641)	(1,486)
Less: Adjusting items in net finance costs	96	34	55
Adjusted net finance costs	(1,799)	(1,607)	(1,431)
Comprising:			
Interest payable	(1,835)	(1,648)	(1,493)
Interest and dividend income	186	92	35
Fair value changes - derivatives	(599)	473	(252)
Exchange differences	449	(524)	279
Adjusted net finance costs	(1,799)	(1,607)	(1,431)
Impact of translation foreign exchange	5	140	
Adjusted net finance costs, at prior year's exchange rates (constant rates)	(1,794)	(1,467)	

Other Information

Non-GAAP Measures

Continued

Adjusted Share of Post-Tax Results of Associates and Joint Ventures

Definition – share of post-tax results of associates and joint ventures before the impact of adjusting items.

To supplement BAT's performance presented in accordance with IFRS, the Group's share of post-tax results of associates and joint ventures is also presented before adjusting items (as defined in note 1 in the Notes on the Accounts). The Group's Management Board believes that adjusted share of post-tax results of associates and joint ventures provides information that enables investors to compare the Group's business performance across periods. The Group's Management Board uses adjusted share of post-tax results from associates and joint ventures as part of the total assessment of the underlying performance of all the Group's business interests. Adjusted share of post-tax results of associates and joint ventures has limitations as an analytical tool. It is not a presentation made in accordance with IFRS, is not a measure of financial condition or liquidity, and should not be considered as an alternative to the Group's share of post-tax results of associates and joint ventures as determined in accordance with IFRS. Adjusted share of post-tax results of associates and joint ventures is not necessarily comparable to similarly titled measures used by other companies. As a result, you should not consider this performance measure in isolation from, or as a substitute analysis for, BAT's results of operations as determined in accordance with IFRS.

The most directly comparable IFRS measure to adjusted share of post-tax results of associates and joint ventures is share of post-tax results of associates and joint ventures.

	For the year ended 31 December (£m)		
	2023	2022	2021
Group's share of post-tax results of associates and joint ventures	585	442	415
Issue of shares and changes in shareholding	(40)	3	(6)
Other exceptional items in ITC	(2)	—	—
Impairment of the Group's associate in Yemen	—	18	18
Impairment in relation to Organigram (net of tax)	34	59	—
Other	—	12	—
Adjusted Group's share of post-tax results of associates and joint ventures	577	534	427

Adjusted Taxation

Definition – Taxation before the impact of adjusting items.

BAT management monitors the Group's adjusted taxation to assess BAT's underlying tax (as defined in note 1 in the Notes on the Accounts). Adjusted taxation is not a measure defined by IFRS. The table below provides the calculation of the Group's adjusted taxation. The Group's Management Board believes that this additional measure is useful to investors, and is used by BAT management as described above, because it excludes the tax on adjusting items and adjusting tax, thereby enhancing users' understanding of underlying business performance.

Adjusted taxation has limitations as an analytical tool. It is not a presentation made in accordance with IFRS and should not be considered as an alternative to the taxation as determined in accordance with IFRS. Adjusted taxation is not necessarily comparable to similarly titled measures used by other companies. As a result, you should not consider this measure in isolation from, or as a substitute analysis for, the Group's taxation as determined in accordance with IFRS. The table below provides the calculation of the Group's adjusted taxation for the periods presented.

	For the year ended 31 December (£m)		
	2023	2022	2021
UK corporation tax			
– current year tax expense	20	2	1
– adjustments in respect of prior periods	12	(5)	(26)
Overseas tax			
– current year tax expense	2,804	2,675	2,418
– adjustments in respect of prior periods	(25)	46	(17)
Total current tax	2,811	2,718	2,376
Deferred tax	(5,683)	(240)	(187)
Taxation on ordinary activities	(2,872)	2,478	2,189
Adjusting items in taxation	73	27	91
Taxation on adjusting items	5,415	176	119
Adjusted tax charge	2,616	2,681	2,399

Underlying Tax Rate and Underlying Tax Rate at constant rates of exchange

Definition – Tax rate incurred before the impact of adjusting items and translational foreign exchange and to adjust for the inclusion of the Group's share of post-tax results of associates and joint ventures within the Group's pre-tax results.

BAT management monitors the Group's underlying tax rate to assess the tax rate applicable to the Group's underlying operations, excluding the Group's share of post-tax results of associates and joint ventures in BAT's pre-tax results and adjusting items (as defined in note 1 in the Notes on the Accounts). Underlying tax rate is not a measure defined by IFRS. The table below provides the calculation of the Group's effective tax rate as determined in accordance with IFRS with underlying tax rate for the periods presented. The Group's Management Board believes that this additional measure is useful to investors, and is used by BAT management as described above, because it excludes the contribution from the Group's associates, recognised after tax but within the Group's pre-tax profits, and adjusting items, thereby enhancing users' understanding of underlying business performance.

Underlying tax rate has limitations as an analytical tool. It is not a presentation made in accordance with IFRS and should not be considered as an alternative to the effective tax rate as determined in accordance with IFRS. Underlying tax rate is not necessarily comparable to similarly titled measures used by other companies. As a result, you should not consider this measure in isolation from, or as a substitute analysis for, the Group's effective tax rate as determined in accordance with IFRS. The table below shows the computation of the Group's underlying tax rate for the periods presented and underlying tax rate at constant rates based on a re-translation of underlying tax rate for each year, at the previous year's exchange rates and the related reconciliation of profit before taxation to adjusted profit before taxation, excluding associates and joint ventures, and taxation on ordinary activities to adjusted taxation and adjusted taxation at constant rates of exchange.

	For the year ended 31 December (£m)		
	2023	2022	2021
(Loss)/profit before taxation	(17,061)	9,324	9,163
Less:			
Share of post-tax results of associates and joint ventures	(585)	(442)	(415)
Adjusting items within profit from operations	28,216	1,885	916
Adjusting items within finance costs	96	34	55
Adjusted profit before taxation, excluding associates and joint ventures	10,666	10,801	9,719
Impact of translational foreign exchange	329	(642)	714
Adjusted PBT, excluding associates and joint ventures at constant rates of exchange	10,995	10,159	10,433
Taxation on ordinary activities	2,872	(2,478)	(2,189)
Adjusting items within taxation and taxation on adjusting items	(5,488)	(203)	(210)
Adjusted taxation	(2,616)	(2,681)	(2,399)
Impact of translational foreign exchange on adjusted taxation	(109)	131	(164)
Adjusted taxation at constant rates of exchange	(2,725)	(2,550)	(2,563)
Effective tax rate	16.8%	26.6%	23.9%
Underlying tax rate	24.5%	24.8%	24.7%
Underlying tax rate (at constant rates)	24.8%	25.1%	24.6%

Other Information

Non-GAAP Measures

Continued

Adjusted Diluted Earnings Per Share and Adjusted Organic Diluted Earnings Per Share, presented at both current and constant rates of exchange

Definition – earnings per share before the impact of adjusting items and inorganic adjustments, after adjustments to the number of shares outstanding for the impact of share option schemes whether they would be dilutive or not under statutory measures, presented at the prior year's rate of exchange.

BAT management monitors adjusted diluted EPS, a measure which removes the impact of adjusting items (as defined in note 1 in the Notes on the Accounts) from diluted earnings per share. Adjusted diluted EPS is considered by the Group's Management Board to be useful to investors and is used by management within the Group's incentive schemes, as reported within the Remuneration Report beginning on page 170 and reported in note 11 in the Notes on the Accounts, as an indicator of diluted EPS before adjusting items. Adjusted Diluted EPS is not necessarily comparable to similarly titled measures used by other companies. Adjusted diluted EPS has limitations as an analytical tool and should not be used in isolation from, or as a substitute for, diluted EPS as determined in accordance with IFRS. The most directly comparable IFRS measure to adjusted diluted EPS is diluted EPS.

As Management assesses adjusted diluted earnings per share (at both current and constant rates of exchange) on an organic basis within the Group's incentive schemes, as reported within the Remuneration Report beginning in page 170, this measure is also presented excluding the inorganic performance of certain businesses bought or sold in the period.

The table below shows the computation of adjusted diluted EPS and adjusted diluted EPS at constant exchange rates for the periods presented.

	For the year ended 31 December (pence)		
	2023	2022	2021
Diluted (loss)/earnings per share	(646.6)	291.9	295.6
Effect of amortisation and impairment of goodwill, trademarks and similar intangibles	1,006.1	9.6	12.7
Net effect of excise and VAT cases	(5.7)	(17.1)	1.0
Effect of disposal of subsidiaries	24.5	(0.3)	15.6
Effect of Brazil other taxes	1.4	—	—
Effect of charges in respect of DOJ and OFAC investigations	3.4	19.9	—
Effect of charges in respect of Nigerian FCCPC case	—	3.5	—
Effect of planned disposal of subsidiaries	(8.7)	26.4	—
Effect of restructuring and integration costs	(0.2)	28.9	4.9
Effect of other adjusting items	3.3	5.2	0.6
Effect of adjusting items in net finance costs	3.1	1.2	2.4
Effect of associates' adjusting items	(0.4)	4.1	0.5
Effect of adjusting items in respect of deferred taxation	(4.4)	(1.9)	(4.3)
Adjusting items in tax	1.2	—	—
Impact of dilution*	(1.4)		
Adjusted diluted earnings per share	375.6	371.4	329.0
Impact of translational foreign exchange	10.8	(23.3)	12.4
Adjusted diluted earnings per share, at constant exchange rates	386.4	348.1	341.4
Inorganic adjustments, at constant rates	(8.3)	(10.2)	
Adjusted organic diluted earnings per share, at constant exchange rates	378.1	337.9	

	For the year ended 31 December (pence)	
	2023	2022
Adjusted diluted earnings per share (see above)	375.6	371.4
Inorganic adjustments	(7.1)	(12.1)
Adjusted organic diluted earnings per share	368.5	359.3

Adjusted organic diluted earnings per share in 2022, translated at 2022 rates was 359.3p. Adjusted organic diluted earnings per share revenue in 2023, translated at the prior year's exchange rate was 378.1p. Accordingly, the movement in adjusted organic diluted earnings per share, at constant rates of exchange in 2023 was an increase of 5.2%.

Note:

* In 2023, the Group reported a loss for the year. Following the requirements of IAS 33, the impact of share options would be antidilutive and is therefore excluded, for 2023, from the calculation of diluted earnings per share, calculated in accordance with IFRS, for that year. For remuneration purposes, and reflective of the Group's positive earnings on an adjusted basis, management have included the dilutive effect of share options in calculating adjusted diluted earnings per share.

Operating Cash Flow Conversion Ratio and Organic Operating Cash Flow Conversion Ratio

Definition – net cash generated from operating activities before the impact of adjusting items and dividends from associates and excluding taxes paid and net capital expenditure, as a proportion of adjusted profit from operations. It is also presented excluding the inorganic performance of certain businesses bought or sold in the period.

[Ⓐ]Operating cash flow conversion ratio is a measure of operating cash flow. [Ⓒ]Operating cash flow conversion ratio is used by Management within the Group's incentive schemes as reported within the Remuneration Report beginning on page 170[Ⓒ], as an indicator of the Group's ability to turn profits into cash[Ⓒ]. Operating cash flow conversion ratio has limitations as an analytical tool. It is not a presentation made in accordance with IFRS and should not be considered as an alternative to measures of liquidity or financial position as determined in accordance with IFRS. Operating cash flow conversion ratio is not necessarily comparable to similarly titled measures used by other companies. [Ⓒ]As a result, you should not consider this measure in isolation from, or as a substitute analysis for, the Group's results of operations or cash flows as determined in accordance with IFRS.[Ⓒ]

As Management assesses operating cash flow conversion ratio on an organic basis within the Group's incentive schemes, as reported within the Remuneration Report beginning in page 170, this measure is also presented excluding the inorganic performance of certain businesses bought or sold in the period.

The table below shows the computation of operating cash flow conversion ratio for the periods presented.

	For the year ended 31 December (£m)		
	2023	2022	2021
Net cash generated from operating activities	10,714	10,394	9,717
Cash related to adjusting items	156	466	501
– Non-tobacco litigation costs	(509)	60	—
– Tobacco litigation	460	171	248
– Other adjusting cash items	205	235	253
Dividends from associates	(506)	(394)	(353)
Tax paid	2,622	2,537	2,314
Net capital expenditure	(487)	(599)	(632)
Other	—	(1)	—
Operating cash flow	12,499	12,403	11,547
Adjusted profit from operations*	12,465	12,408	11,150
Cash conversion ratio**	-68%	99%	95%
Operating cash flow conversion ratio	100%	100%	104%
Operating cash flow	12,499	12,403	11,547
Inorganic adjustments	(72)		
Organic operating cash flow	12,427		
Adjusted profit from operations	12,465	12,408	11,150
Inorganic adjustments	(193)		
Adjusted organic profit from operations	12,272		
Organic operating cash flow conversion ratio	101%		

Notes:

* See page 339 for a reconciliation of profit from operations to adjusted profit from operations.

** Net cash generated from operating activities as a percentage of profit from operations.

Other Information

Non-GAAP Measures

Continued

Adjusted Cash Generated from Operations (at Current and Constant Rates of Exchange) and Adjusted Organic Cash Generated from Operations (at constant rates of exchange)

Definition – net cash generated from operating activities before the impact of adjusting items (litigation), excluding dividends received from associates, and after dividends paid to non-controlling interests, net interest paid and net capital expenditure, and translational foreign exchange. It is also presented excluding the inorganic performance of certain businesses bought or sold in the period.

Adjusted cash generated from operations is a measure of cash flow which is used within the Group's incentive schemes as reported within the Remuneration Report beginning on page 170. [Ⓒ]The Group's Management Board believes that this additional measure is useful to the users of the financial statements in helping them to see the level of cash generated by the Group's operating activities (excluding that received from associates) and after financing costs. [Ⓒ]Adjusted cash generated from operations has limitations as an analytical tool. It is not a presentation made in accordance with IFRS and should not be considered as an alternative to measures of liquidity or financial position as determined in accordance with IFRS. Adjusted cash generated from operations is not necessarily comparable to similarly titled measures used by other companies. [Ⓒ]As a result, you should not consider this measure in isolation from, or as a substitute analysis for, the Group's results of operations or cash flows as determined in accordance with IFRS. [Ⓒ]

As Management assesses adjusted cash generated from operations (at constant rates of exchange) these measures also on an organic basis within the Group's incentive schemes, as reported within the Remuneration Report beginning in page 170, this measure is also presented excluding the inorganic performance of certain businesses bought or sold in the period.

The table below shows the computation of adjusted cash generated from operations for the periods presented.

	For the year ended 31 December (£m)		
	2023	2022	2021
Net cash generated from operating activities	10,714	10,394	9,717
Dividends paid to non-controlling interests	(105)	(158)	(150)
Net interest paid	(1,763)	(1,588)	(1,488)
Net capital expenditure	(487)	(599)	(632)
Other	1	—	—
Cash related to adjusting items within adjusted cash generated from operations	(49)	231	248
– Non-tobacco litigation costs	(509)	60	—
– Tobacco litigation	460	171	248
Other costs excluding litigation and restructuring costs	19	3	—
Dividends from associates	(506)	(394)	(353)
Adjusted cash generated from operations	7,824	7,889	7,342
Impact of translational foreign exchange	97	(484)	482
Adjusted cash generated from operations, at constant exchange rates	7,921	7,405	7,824
Inorganic adjustments, at constant exchange rates	(2)		
Adjusted organic cash generated from operations, at constant exchange rates	7,919		

@ Free Cash Flow – Before and After Dividends Paid to Shareholders

Definition – net cash generated from operating activities after dividends paid to non-controlling interests, net interest paid and net capital expenditure. This measure is presented before and after dividends paid to shareholders.

To supplement BAT's net cash generated from operating activities as presented in accordance with IFRS, the Group's Management Board, as the chief operating decision-maker, reviews free cash flow (before and after dividends paid to shareholders) generated by the Group to evaluate the underlying business performance of the Group and its geographic segments. This is deemed by the Group Management Board to reflect the Group's ability to pay dividends (free cash flow before dividends paid to shareholders) or invest in other investing activities (free cash flow after dividends paid to shareholders).

Free cash flow (before dividends paid to shareholders) and free cash flow (after dividends paid to shareholders) are not measures defined by IFRS. The most directly comparable IFRS measure to free cash flow (before and after dividends paid to shareholders) is net cash generated from operating activities. The Group's Management Board believes that this additional measure is useful to the users of the financial statements in helping them to see the level of cash generated by the Group prior to the payment of dividends or debt and prior to other investing activities. Free cash flow (before and after dividends paid to shareholders) has limitations as an analytical tool. They are not a presentation made in accordance with IFRS and should not be considered as an alternative to net cash generated from operating activities as determined in accordance with IFRS. Free cash flow (before and after dividends paid to shareholders) are not necessarily comparable to similarly titled measures used by other companies. As a result, you should not consider this measure in isolation from, or as a substitute analysis for, the Group's measures of financial position or liquidity as determined in accordance with IFRS. The table below shows the reconciliation from net cash generated from operating activities to free cash flow (before and after dividends paid to shareholders) for the periods presented.

	For the year ended 31 December (£m)		
	2023	2022	2021
Net cash generated from operating activities	10,714	10,394	9,717
Dividends paid to non-controlling interests	(105)	(158)	(150)
Net interest paid	(1,763)	(1,588)	(1,488)
Net capital expenditure	(487)	(599)	(632)
Other	1	—	—
Free cash flow (before dividends paid to shareholders)	8,360	8,049	7,447
Dividends paid to shareholders	(5,055)	(4,915)	(4,904)
Free cash flow (after dividends paid to shareholders)	3,305	3,134	2,543

@

Net Debt

Definition – total borrowings, including related derivatives, less cash and cash equivalents and current investments held at fair value.

The Group uses net debt to assess its financial capacity. Net debt is not a measure defined by IFRS. The most directly comparable IFRS measure to net debt is total borrowings. The Group's Management Board believes that this additional measure, which is used internally to assess the Group's financial capacity, is useful to the users of the financial statements in helping them to see how business financing has changed over the year. Net debt has limitations as an analytical tool. It is not a presentation made in accordance with IFRS and should not be considered as an alternative to total borrowings or total liabilities determined in accordance with IFRS. Net debt is not necessarily comparable to similarly titled measures used by other companies. In addition, it does not exclude restricted cash (as set out in note 21 in the Notes on the Accounts) in the calculation. As a result, you should not consider this measure in isolation from, or as a substitute analysis for, the Group's measures of financial position or liquidity as determined in accordance with IFRS. A reconciliation of borrowings to net debt is provided in note 23 in the Notes on the Accounts.

@The table below reconciles the movement in net debt during each financial year:

	For the year ended 31 December (£m)		
	2023	2022	2021
Opening net debt	(39,281)	(36,302)	(40,241)
Free cash flow (after dividends paid to shareholders)	3,305	3,134	2,543
Other cash payments	(303)	(635)	(150)
Net proceeds from the issue of perpetual hybrid bonds	—	—	1,681
Purchase of own shares	—	(2,012)	—
Receipt from disposal of subsidiaries	159	—	—
Transferred from/(to) held-for-sale	368	(352)	—
Other non-cash movements	(226)	(84)	(11)
Impact of foreign exchange	1,338	(3,030)	(124)
Closing net debt	(34,640)	(39,281)	(36,302)

@

Other Information

Non-GAAP Measures

Continued

© Adjusted Net Debt to Adjusted Earnings Before Interest, Tax, Depreciation and Amortisation (Adjusted EBITDA), at both current and constant rates of exchange

Definition – net debt excluding the impact of the revaluation of Reynolds American Inc. acquired debt arising as part of the purchase price allocation process, as a proportion of profit for the year (earnings) before net finance costs/income, taxation on ordinary activities, depreciation, amortisation, impairment costs, the Group's share of post-tax results of associates and joint ventures, translational foreign exchange and other adjusting items.

To supplement BAT's total borrowings as presented in accordance with IFRS, the Group's Management Board, as the chief operating decision-maker, reviews adjusted net debt to adjusted EBITDA to assess its level of net debt (excluding the impact of the purchase price allocation adjustment to Reynolds American Inc. acquired debt) in comparison to the underlying earnings generated by the Group to evaluate the underlying business performance of the Group and its geographic segments. This is deemed by the Group's Management Board to reflect the Group's ability to service and repay borrowings.

For the purposes of this ratio, adjusted net debt is net debt, as discussed and reconciled on page 347, adjusted for the uplift arising on the Reynolds American Inc. debt as part of the purchase price allocation, as such an uplift in value is not reflective of the repayment value of the debt.

Adjusted EBITDA is not a measure defined by IFRS. The most directly comparable IFRS measure to adjusted EBITDA is profit for the year. The Group's Management Board believes that this additional measure, which is used internally to assess the Group's financial capacity, is useful to the users of the financial statements in helping them to see how the Group's financial capacity has changed over the year. Adjusted EBITDA has limitations as an analytical tool. It is not a presentation made in accordance with IFRS and should not be considered as an alternative to profit from operations as determined in accordance with IFRS.

Adjusted net debt to adjusted EBITDA is not necessarily comparable to similarly titled measures used by other companies. As a result, you should not consider this measure in isolation from, or as a substitute analysis for, the Group's measures of financial position or liquidity as determined in accordance with IFRS. The definition of adjusting items is provided in note 1 in the Notes on the Accounts.

The table below reconciles both total borrowings to adjusted net debt (including at constant rates of exchange) and profit for the year to adjusted EBITDA (including at constant rates of exchange) for the periods presented.

	As of the year ended 31 December (£m)		
	2023	2022	2021
Borrowings (excluding lease liabilities)	39,232	42,622	39,212
Lease liabilities	498	517	446
Derivatives in respect of net debt	170	167	(91)
Cash and cash equivalents	(4,659)	(3,446)	(2,809)
Current investments held at fair value	(601)	(579)	(456)
Net debt items included within asset held for sale	—	(352)	—
Purchase price allocation adjustment to Reynolds American Inc. debt	(700)	(798)	(754)
Adjusted net debt	33,940	38,131	35,548
Profit for the year	(14,189)	6,846	6,974
Taxation on ordinary activities	(2,872)	2,478	2,189
Net finance costs	1,895	1,641	1,486
Depreciation, amortisation and impairment costs	28,614	1,305	1,076
Share of post-tax results of associates and joint ventures	(585)	(442)	(415)
Other adjusting items (not related to depreciation, amortisation and impairment costs)	360	1,380	564
Adjusted EBITDA	13,223	13,208	11,874
Adjusted net debt to adjusted EBITDA	2.57x	2.89x	2.99x
Impact of translational foreign exchange on adjusted net debt	1,358	(2,406)	(477)
Adjusted net debt at constant rates of exchange	35,298	35,725	35,071
Impact of translational foreign exchange on adjusted EBITDA	335	(811)	839
Adjusted EBITDA at constant rates of exchange	13,558	12,397	12,713
Adjusted net debt to adjusted EBITDA at constant rates of exchange	2.60x	2.88x	2.76x

©

@ Adjusted Return on Capital Employed

Definition – Profit from operations, excluding adjusting items and including dividends from associates and joint ventures, as a proportion of average total assets less current liabilities in the period.

The Group provides adjusted return on capital employed (adjusted ROCE) to provide users of the financial statements with an indication of the financial return (by reference to the financial performance in a given period), with the assets less current liabilities (defined as Capital Employed) in the period.

Adjusted ROCE is not a measure defined by IFRS. The most directly comparable IFRS measure to adjusted ROCE is profit from operations as a proportion of total assets less current liabilities. The Group's Management Board believes that this additional measure is useful to the users of the financial statements in helping them to see how the Group's capital employed has generated a return in any given period, by reference to Group's performance as reported via the income statement. Adjusted ROCE has limitations as an analytical tool. It is not a presentation made in accordance with IFRS and should not be considered as an alternative to other measures that may be derived from the financial statements prepared in accordance with IFRS.

Adjusted ROCE is not necessarily comparable to similarly titled measures used by other companies. As a result, you should not consider this measure in isolation from, or as a substitute analysis for, the Group's measures of financial performance or return as determined in accordance with IFRS. The definition of adjusting items is provided in note 1 in the Notes on the Accounts. The table below reconciles profit from operations to adjusted profit from operations including dividends from associated and joint ventures and provides the constituent parts of average capital employed.

	As of the year ended 31 December (£m)		
	2023	2022	2021
(Loss)/profit from operations	(15,751)	10,523	10,234
Adjusting items	28,216	1,885	916
Dividends received from associates and joint ventures	506	394	353
Adjusted profit from operations, inclusive of dividends from associates and joint ventures	12,971	12,802	11,503
Total Assets	118,716	153,546	137,365
Current Liabilities	15,673	17,853	15,144
Capital employed at balance sheet date	103,043	135,693	122,221
Average capital	119,368	128,957	122,217
Adjusted ROCE	10.9%	9.9%	9.4%

@

Results on a Constant Translational Currency Basis

Movements in foreign exchange rates have impacted the Group's financial results. The Group's Management Board reviews certain of its results, including revenue, revenue growth from New Categories, adjusted profit from operations and adjusted diluted earnings per share, at constant rates of exchange. The Group calculates these financial measures at constant rates of exchange based on a re-translation, at prior year exchange rates, of the current year's results of the Group and, where applicable, its geographic segments. The Group does not adjust for the normal transactional gains and losses in profit from operations that are generated by exchange movements. Although the Group does not believe that these measures are a substitute for IFRS measures, the Group's Management Board does believe that such results excluding the impact of currency fluctuations year-on-year provide additional useful information to investors regarding the Group's operating performance on a local currency basis. Accordingly, the constant rates of exchange financial measures appearing in the discussion of the Group results of operations (beginning on page 50) should be read in conjunction with the information provided in note 2 in the Notes on the Accounts.

In 2023, 2022 and 2021, results were affected by translational exchange rate movements. In 2023, at the prevailing exchange rates, reported revenue declined by 1.3%, revenue from New Categories increased by 15.6% and adjusted profit from operations increased by 0.5% versus 2022. At constant rates of exchange, reported revenue would have increased by 1.6%, revenue from New Categories would have increased by 17.8% and adjusted profit from operations would have increased by 3.1%. This lower growth rate at prevailing exchange rates reflects the negative translational impact as a result of the relative strength of the pound sterling. In 2022, at the prevailing exchange rates, revenue increased by 7.7%, revenue from New Categories increased by 40.9% and adjusted profit from operations decreased by 11.3% versus 2021. At constant rates of exchange, revenue would have increased by 2.3%, revenue from New Categories would have increased by 37.0% and adjusted profit from operations would have increased by 4.3%. This higher growth rate at prevailing exchange rates reflects the positive translational impact as a result of the relative weakening of the pound sterling.

In 2023, 2022 and 2021, adjusted diluted earnings per share was affected by translational exchange rate movements. In 2023, the adjusted diluted earnings per share of 375.6p, an increase of 1.1%, would, when translated at 2022 exchange rates, have been 386.4p, an increase of 4.0%. This lower growth rate, in 2023, at prevailing exchange rates, reflects the negative translational impact as a result of the relative strength of the pound sterling. In 2022, the adjusted diluted earnings per share of 371.4p, an increase of 12.9%, would, when translated at 2021 exchange rates, have been 348.1p, an increase of 5.8%. This higher growth rate, in 2022, at prevailing exchange rates, reflects the positive translational impact as a result of the relative weakness of the pound sterling.

Other Information

Employees

As at 31 December 2023, the number of persons employed by the Group was 46,725 worldwide. The Group believes that its labour relations are good.

Certain temporary employees are included in the below figures. The number of such temporary employees is approximately 199 in 2023 and largely relates to seasonal workers within operations.

The following table sets forth the number of Group employees by region in 2023, 2022 and 2021.

Region (number of employees worldwide)	As of 31 December		
	2023	2022	2021
U.S.	3,763	4,152	4,405
AME	30,100	33,175	33,782
APMEA	12,862	13,070	13,863
Total employees	46,725	50,397	52,050

Note:

1. Included within the employee numbers for AME are certain employees in different locations in respect of central functions. Some of the costs of these employees are allocated or charged to the various regions and markets in the Group.

Additional Disclosures on Liquidity and Capital Resources

Additional Disclosures on Liquidity and Capital Resources

The Group's cash inflows derive principally from its operating activities. They are supplemented when required by cash flows from financing activities, typically to support general corporate requirements but also, from time to time, to support acquisitions. The principal sources of liquidity for the Group are cash flows generated from the operating business and proceeds from issuances of debt securities described below under 'capital resources'.

The Board reviews and agrees the overall treasury policies and procedures, delegating appropriate oversight to the Interim Finance Director and the treasury function. The treasury policies include a set of financing principles and key performance indicators. The Group's treasury position is monitored by a Corporate Finance Committee chaired by the Interim Finance Director. Treasury operations are subject to periodic independent reviews and audits, both internal and external.

Capital Expenditure

Gross capital expenditures include purchases of property, plant and equipment and purchases of certain intangibles. The Group's gross capital expenditures for 2023, 2022 and 2021 were £541 million, £630 million and £664 million, respectively, representing investment in the Group's global operational infrastructure (including, but not limited to, the manufacturing network, trade marketing and IT systems). The Group expects gross capital expenditures in 2024 of approximately £550 million, representing the ongoing investment in the Group's operational infrastructure, including the continued investment in New Categories. This is expected to be funded by the Group's cash flows and existing facilities.

Hedging Instruments

As discussed in note 19 in the Notes on the Accounts, the Group hedges its exposure to interest rate movements and currency movements. BAT's cash flow hedges are principally in respect of sales or purchases of inventory and certain debt instruments. A certain number of forward foreign currency contracts were used to manage the currency profile of external borrowings. Interest rate swaps have been used to manage the interest rate profile of external borrowings, while cross-currency swaps have been used to manage the currency profile of external borrowings.

Capital Resources

Policy

The Group utilises cash pooling and zero balancing bank account structures in addition to intercompany loans and borrowings to ensure that there is the maximum mobilisation of cash within the Group. The key objectives of treasury in respect of cash and cash equivalents are to protect the principal value of the Group's cash and cash equivalents, to concentrate cash at the centre to minimise the required long-term debt issuance, including perpetual hybrid debt treated as an equity instrument, and to optimise the yield earned. The amount of debt the Group issues is determined by forecasting the net debt requirement after the mobilisation of cash. Subsidiary companies are funded by share capital and retained earnings, loans from the central finance companies on commercial terms or through local borrowings by the subsidiaries in appropriate currencies. All contractual borrowing covenants have been met and none are expected to inhibit the Group's operations or funding plans.

Borrowings

The following table sets out the Group's long- and short-term borrowings as of the dates indicated:

	Currency	Maturity dates	Interest rates at 31 December 2023	As of 31 December (£m) ¹		
				2023	2022	2021
Eurobonds ²	Euro	2024 to 2045	1.3% to 5.4%	5,569	7,149	7,316
	UK sterling	2024 to 2055	2.1% to 7.3%	3,097	3,884	4,086
	Swiss franc	2026	1.4%	234	226	203
Bonds issued pursuant to rules under the U.S. Securities Act (as amended) ²	US dollar	2024 to 2053	1.7% to 8.1%	29,913	30,152	25,625
	US dollar	2022	US\$3m LIBOR + 0.88 bps	—	—	554
Commercial paper ²				—	27	269
Other loans				100	875	500
Bank loans				216	203	313
Bank overdrafts				103	106	346
Finance leases				498	517	446
Total				39,730	43,139	39,658

Notes:

- The financial data above has been extracted from the Group's consolidated financial statements.
 - The issuers of these debt securities are B.A.T. International Finance p.l.c., B.A.T. Capital Corporation, Reynolds American Inc., or R.J. Reynolds Tobacco Company, as applicable. British American Tobacco p.l.c. is the ultimate guarantor in each case.
Perpetual hybrid bonds issued by the Company have been classified as equity and therefore excluded from borrowings.
- * Eurobond with a maturity date in 2021 that was repaid in 2021.

Other Information

Additional Disclosures on Liquidity and Capital Resources

Continued

Off-Balance Sheet Arrangements and Contractual Obligations

The Group has no significant off-balance sheet arrangements. The Group has contractual obligations to make future payments on debt agreements. In the normal course of business, the Group enters into contractual arrangements where the Group commits to future purchases of services from unaffiliated parties and related parties.

The Group's undiscounted contractual obligations as of 31 December 2023 were as follows:

	Total	Payments due by period (£m)			
		Less than 1 Year	1–3 Years	3–5 Years	Thereafter
Long-term notes and other borrowings, exclusive of interest ¹	39,157	3,751	5,877	6,357	23,172
Interest payments related to long-term notes ¹	573	573	—	—	—
Lease liabilities	498	131	180	88	99
Purchase obligations ²	1,023	947	76	—	—
Total cash obligations	41,251	5,402	6,133	6,445	23,271

Notes:

- For more information about the Group's long-term debt, see note 23 in the Notes on the Accounts.
- Purchase obligations primarily include commitments to acquire tobacco leaf. Purchase orders for the purchase of other raw materials and other goods and services are not included in the table, as the Group's operating subsidiaries are not able to determine the aggregate amount of such purchase orders that represent contractual obligations, as purchase orders typically represent authorisations to purchase rather than binding agreements.

The table above does not include any amounts that the Group may pay to fund its retirement benefit plans as the timing and amount of any such future funding are unknown and dependent on, among other things, the future performance of defined benefit pension plan assets, interest rate assumptions and other factors. The net retirement benefit scheme assets totalled £75 million as of 31 December 2023, which is net of pension assets of £7,317 million. The Group expects to be required to contribute £48 million to its defined benefit plans during 2024. See note 15 in the Notes on the Accounts for further information.

The above table also excludes any amounts in relation to service contracts which are disclosed in note 31 in the Notes on the Accounts. The Group has £60 million of future contractual commitments (2022: £80 million) related to property, plant and equipment and £2 million of future contractual commitments (2022: £1 million) related to intangible assets.

Summary of Group Risk Factors

The following is a summary of some of the risks and uncertainties, the occurrence of any one of which, alone or in combination with other events or circumstances, may materially adversely affect the Group's results of operations and financial condition. You should read this summary together with the 'Group Principal Risks' section from pages 121 to 128 and the more detailed description of each risk factor contained below. One of the principal risks "Inability to develop, commercialise and deliver the New Categories strategy" is an amalgamation of various risk factors across all four Group Risk Factor categories of Business execution and supply chain, Legal, regulatory and compliance, Economic and financial and Product pipeline, commercialisation and intellectual property.

Business execution and supply chain risks

- Competition from illicit trade.
- Geopolitical tensions that have the potential to disrupt the Group's business in multiple markets.
- Injury, illness or death in the workplace.
- Disruption to the Group's data and information technology systems, including by cyber attack or the malicious manipulation or disclosure of confidential or sensitive information.
- Failure to meet current or future New Categories demand.
- Failure of a financial counterparty.
- Exposure to unavailability of, and price volatility, in raw materials and increased costs of employment.
- Failure to retain key personnel or to attract and retain skilled talent.
- Disruption to the supply chain and distribution channels.
- Failure to uphold the high standard of sustainability management, performance and reporting.
- Failure to successfully design, implement and sustain an integrated framework and operating model for Artificial Intelligence (AI).
- Inability to obtain adequate supplies of tobacco leaf.
- Exposure to product contamination.
- Failure to successfully design, implement and sustain an integrated technical landscape and ERP strategy.
- Failure to manage the Group's climate change and circular economy risks.
- Impact of a pandemic on the performance of the Group.

Legal, regulatory and compliance risks

- Exposure to, the enactment of, proposals for, or expectations of regulation that significantly impairs the Group's ability to communicate, differentiate, market or launch its products and/or the lack of appropriate regulation for New Categories.
- Adverse implications of EU legislation on single-use plastics that will result in on-pack environmental warnings and financial implications relating to Extended Producer Responsibility (EPR).
- Exposure to litigation, regulatory action or criminal investigations on tobacco, nicotine, New Categories and other issues.
- Significant and/or unexpected increases or structural changes in tobacco and nicotine-related taxes.
- Failure to comply with health and safety and environmental laws.
- Exposure to unfavourable tax rulings.
- Unexpected legislative changes to corporate income tax laws.
- Exposure to potential liability under competition or antitrust laws.
- Failure to establish and maintain adequate controls and procedures to comply with applicable securities, corporate governance and compliance regulations.
- Lack of external recognition and acceptance of the foundational science and inability to effectively communicate to stakeholders about the potential health impact of our New Category products.
- Insufficient product stewardship and failure to comply with product regulations.
- Failure to uphold high standards of corporate behaviour, including through unintended or malicious breach of anti-bribery and anti-corruption and other anti-financial crime laws.
- Imposition of sanctions under sanctions regimes or similar international, regional or national measures.
- Failure to uphold New Categories marketing practices.
- Loss or misuse of personal data through a failure to comply with the European General Data Protection Regulation, the UK Data Protection Act 2018, e-Privacy laws and other privacy legislation governing the processing of personal data.

Economic and financial risks

- Foreign exchange rate exposures.
- Inability to obtain price increases and exposure to risks from excessive price increases and value chain erosion.
- Effects of declining consumption of legitimate tobacco products and a tough competitive environment.
- Funding, liquidity and interest rate risks.
- Failure to achieve growth through mergers, acquisitions, joint ventures, investments and other transactions.
- Unforeseen underperformance in key global markets.
- Increases in net liabilities under the Group's retirement benefit schemes.

Product pipeline, commercialisation and Intellectual Property risks

- Inability to predict consumers' changing behaviours and launch innovative products that offer adult tobacco and nicotine consumers meaningful value-added differentiation.
- Exposure to risks associated with intellectual property rights, including the failure to identify, protect and prevent infringement of the Group's intellectual property rights and potential infringement of, or the failure to retain licences to use, third-party intellectual property rights.

Other Information

Group Risk Factors

Business Execution and Supply Chain Risks**Risk: Competition from illicit trade**

Description

Illicit trade in the form of counterfeit products, diversion of genuine Group products, and locally manufactured products, which do not comply with applicable regulations and/or in which applicable taxes are evaded, represent a significant and growing threat to the legitimate tobacco industry, including New Categories products. Factors such as increasing levels of taxation and inflation, economic downturn and increased cost of living, lack of law enforcement, appropriate penalties and weak border control are encouraging more adult tobacco and New Categories consumers to switch to illegal cheaper tobacco and New Categories products and are providing greater rewards for counterfeiters and smugglers. Regulatory restrictions such as plain packaging or graphic health warnings, display bans, flavour or ingredient restrictions and increased compliance costs further disadvantage legitimate industry participants by providing competitive advantages to illicit manufacturers and distributors of illicit tobacco and New Categories products.

Impact

Illicit trade has an overall negative impact on society, deprives governments of revenues and encourages various forms of crime such as terrorism and human trafficking. Above all, illicit trade has an adverse effect on the Group's overall business and reputation. Illicit trade can damage brand equity, which could undermine the Group's investment in Trade Marketing and Distribution, increase operational costs where products may become commoditised, make it more difficult to adhere to underage prevention and decrease volumes sold. Although our AIT policy is an integral part of our SoBC, representing our internal commitment in the fight against illicit trade and sets out the controls all Group companies must have in place and adhere to, it cannot prevent all instances of illicit trade.

Furthermore, counterfeit products (especially New Categories) and other illicit products could harm consumers, damages goodwill and/or the category (with lower volumes and reduced profits), and could potentially lead to misplaced claims against BAT, further regulation and a failure to deliver our corporate harm reduction objective.

Finally, as the Group has contractual and legislative obligations to prevent the diversion of our products into illicit channels, actual and perceived breaches of the obligations to prevent product diversion into illicit channels can lead to substantial fines in the forms of seizure payments and legislative penalties (including financial penalties), as well as the risk of reputational damage (including negative perceptions of our governance and our ESG credentials) from Group products being found in illicit channels.

Risk: Geopolitical tensions that have the potential to disrupt the Group's business in multiple markets

Description

The Group's operations and financial condition are influenced by the economic and political situations in the markets and regions in which it has operations, which are often unpredictable and outside of its control. Some markets in which the Group operates face the threat of civil unrest and can be subject to frequent changes in regime. In others, there is a risk of terrorism, conflict, global health crisis, war, organised crime or other criminal activity. The Group is also exposed to economic policy changes in jurisdictions in which it operates. In addition, some markets maintain trade barriers or adopt policies that favour domestic producers, preventing or restricting the Group's sales.

Impact

Deterioration of socio-economic or political conditions could lead to injury or loss of life, restricted mobility, loss of assets and/or denial of access to BAT sites that reduce the Group's access to particular markets or may disrupt the Group's operations, such as supply chain, or manufacturing or distribution capabilities. Such disruptions, including recent attacks on shipping routes in the Red Sea, may result in increased taxes and/or other costs due to the requirement for more complex supply chain and security arrangements, the need to build new facilities or to maintain inefficient facilities, or in a reduction of the Group's sales volume. Further, there may be reputational damage, including negative perceptions of our governance and protection of our people and our ESG credentials.

Risk: Injury, illness or death in the workplace

Description

The Group considers the safety of its employees and other individuals working with it as of utmost importance and fundamental concern. Loss of life, serious injury, disability or illness to employees or individuals due to accident, geopolitical tension or other events may occur during the research, manufacturing, distribution or retail of the Group's products.

Impact

Past events have, and future events may led to serious injuries, ill health, disability or loss of life to employees and individuals who work with the Group. This may result in reputational damage, difficulties in recruiting and retaining staff, exposure to civil and criminal liability, prosecution and fines and penalties. These impacts could have an adverse effect on the Group's results of operations and financial condition and have a negative impact on its ESG credentials.

Risk: Disruption to the Group's data and information technology systems, including by cyber attack or the malicious manipulation or disclosure of confidential or sensitive information

Description

The Group relies on information and digital technology (IDT) systems and networks to conduct core activities, such as manufacturing, distribution, marketing, customer service, R&D and financial and management reporting, amongst other core activities. There is a risk that these systems may be disrupted by intentional or unintentional actions that may compromise the integrity of information, result in the inappropriate disclosure of confidential information, disrupt the operations of the Group, or may lead to false or misleading statements being made about the Group.

Impact

The Management recognises that cyber security threats could pose significant risks to the Group's business, reputation, financial condition, and competitive position, and to the safety and privacy of our consumers, employees and other stakeholders.

Any disruption to technology systems related to the Group's operations could adversely affect its business and result in financial, legal and reputational impacts. Any delays or failure to detect or respond to attempts to gain unauthorised access to the Group's information technology systems can lead to a loss in confidentiality, integrity or availability of systems and/or data.

A security incident may result in:

- Loss or theft of confidential business information, when used alone or in conjunction with any other available information that reduces the impact of BAT business strategy, investments and commercial operations.
- Personal data breach incidents that result in the disclosure of personally identifiable data resulting in legal, reputational, and regulatory compliance impacts.
- Disruption to BAT's business operations that impacts R&D facilities, manufacturing, distribution or technology services resulting in business interruption and/or impacts to health and safety.
- Inappropriate use of technology systems to enable fraud, or theft of product, technology, or monetary resources.
- Loss of digital trust resulting in brand damage and a loss of consumer trust.
- A cyber incident experienced by a third party partner or supplier resulting in business interruption, supply chain disruption, loss of company data or provides access or transmission of malicious activity from the supplier to BAT.

Risk: Failure to meet current or future New Categories demand

Description

The New Categories supply chain is a multi-tiered and complex environment with reliance on multiple factors, such as third-party suppliers' ability to upscale production in order to meet demand while maintaining product quality, dependency on single suppliers at various points in the chain and the Group's ability to build adequate consumables production capacity in line with product demand. The geographical spread of suppliers and customers exposes the Group to political and economic issues such as Brexit and trade wars which may compromise the New Categories supply chain. Given the developing nature of the New Categories portfolio, there is also an enhanced risk that some products may not meet product quality and safety standards or may be subject to regulatory changes, leading to product recalls, which we have experienced in the past, or bans of certain ingredients or products. In addition, the New Categories supply chain may be vulnerable to changes in local legislation related to liquid nicotine that could increase import duties. Furthermore, the New Categories supply chain includes the development of sensitive trade secrets jointly with external design partners, which carries the risk of exposure of innovations to competitors.

Impact

Vulnerabilities in the New Categories supply chain may impact the Group's ability to maintain supply and meet the current and future demand requirements across the New Categories portfolio, potentially resulting in significant reputational harm and financial impact that may negatively affect the Group's results of operations and financial condition and cause the Group to fail to deliver on its strategic growth plans. Over-forecasting may also lead to write-offs and negatively impact working capital. The design of New Categories devices may also prevent the scaling of commercial manufacturing, which will either restrict supply or increase the costs of production. Further, there may be loss of investors' confidence in ESG performance, including failure to deliver our corporate purpose of harm reduction.

In addition, changes in local legislation related to liquid nicotine import duties may increase New Categories production costs, which may increase end market pricing and reduce demand. Furthermore, the exposure of sensitive trade secrets can lead to competitive disadvantages and further negatively impact the Group's results of operations and financial condition and cause the Group to fail to deliver on its strategic growth plans.

Other Information

Group Risk Factors

Continued

Business Execution and Supply Chain Risks continued

Risk: Failure of a financial counterparty

Description

The Group relies on transactions with a variety of financial counterparties to manage the Group's business and financial risks. In the event that any of these counterparties fails, payments due from such counterparties, such as under hedging or insurance contracts, may not be recovered. In addition, failure of a transactional banking party may lead to the loss of cash balances and disruption to payment systems involving such counterparty.

Impact

The inability to recover payments due from one or more failed financial counterparties or the loss of cash balances may cause significant financial loss and have an adverse impact on the Group's results of operations, financial condition and financial risk profile. In addition, the loss of cash balances or a disruption to payment systems may cause disruption to the Group's ongoing operations and ability to pay its creditors and suppliers.

Risk: Exposure to unavailability of, and price volatility in, raw materials and increased costs of employment

Description

The availability and price of various commodities required in the manufacture of the Group's products fluctuate. Raw materials and other inputs used in the Group's business, such as wood pulp and energy, are commodities that are subject to price volatility caused by numerous factors, including inflation, political influence, market fluctuations and natural disasters.

Similarly, the Group is exposed to the risk of an increase above inflation in employment costs, including due to governmental action to introduce or increase minimum wages. Employment and health care law changes and the increase in inflation may also increase the cost of provided health care and other employment benefits expenses.

Impact

Restricted availability and price volatility of commodities may result in supply shortages and unexpected increases in costs for raw materials and packaging for the Group's products, which may affect the Group's results of operations and financial condition.

The Group experienced some of these effects during 2023, including higher cost of direct materials due to energy scarcity, increase in transportation rates and commodity prices, as well as increases in utility costs resulting from the conflict in Ukraine, all of which have led to increases in overall cost. While inflation also caused an increase in employment costs, this did not have a material adverse effect to the Group's profitability. However, we cannot assure that this will not be materially affecting the Group's profitability in the future.

The Group has not always been able to, and in the future may not be able to, increase prices to offset increased costs without suffering reduced sales volume and revenue. In the absence of compensating for increased costs through pricing, significant increases in raw material, packaging and employment costs above inflation will impact product margins, leading to lower profits and negatively affecting the Group's results of operations and financial condition and cause the Group to fail to deliver on its strategic growth plans.

Risk: Failure to retain key personnel or to attract and retain skilled talent

Description

The Group relies on a number of highly experienced employees with detailed knowledge of the tobacco and nicotine industry, other areas of focus for the Group (including New Categories and Beyond Nicotine) and the Group's business. Similarly, the Group is dependent on its ability to identify, attract, develop and retain such qualified personnel in the future. The Group is also dependent on external hires to ensure we are equipped with the right new business-critical capabilities and knowledge to accelerate transformation. BAT anticipates that this trend will continue and therefore the ability to continue to build awareness, increase reach and ultimately attract the new target audience remains a primary focus.

The shift in employees' preferences and societal expectations post COVID-19 are leading to shorter tenures. Furthermore, broader economic and ESG trends may impact the Group's ability to retain key employees and may increase competition for highly talented employees. Whilst the Group is enhancing its effort on retaining critical capabilities and knowledge, building the right leadership behaviour and organisational culture, and focusing on employee development and engagement, the retention risk of experienced employees remains an area requiring management attention.

Impact

If the Group is unable to retain its existing key employees or to attract and retain skilled talent in the future, critical positions may be left vacant, resulting in a failure to retain critical business knowledge required for our transformation, as well as adversely impacting the Group's results of operations, financial condition and achieving broader business objectives, such as its sustainability ambitions.

High voluntary employee turnover may also reduce organisational performance and productivity, leading to further adverse impact on the Group's results of operations and financial condition and cause the Group to fail to deliver on its strategic growth plans.

Risk: Disruption to the supply chain and distribution channels

Description

The Group has adopted an increasingly global approach to managing its supply chain, including distribution channels. Disruption to the Group's supply chain may be caused by various factors, including, but not limited to, disruption to suppliers' operations or to distribution channels, and the deterioration in the financial condition of a trading partner. The Group foresees a heightened level of risk of disruption in our New Categories supply chain because it is multi-tiered and complex in sourcing and distribution. Such disruption may be caused by a cyber event, a global health crisis, political tensions, strikes, riots, civil commotion, a major fire, severe weather conditions or other natural disasters which affect manufacturing or other facilities of the Group's operating subsidiaries or those of their suppliers and distributors. In certain geographic areas where the Group operates, insurance coverage may not be obtainable on commercially reasonable terms, if at all. Coverage may be subject to limitations, or the Group may be unable to recover damages from its insurers. Disruption may also be caused by spread of infectious disease (such as the COVID-19 pandemic) or by a deterioration/shortage in labour or union relations, disputes or work stoppages or other labour-related developments within the Group or its suppliers and distributors. In addition, the Group's operating subsidiaries may not be able to establish or maintain relationships on favourable commercial terms with their suppliers and distributors. In some markets, distribution of the Group's products occurs through third-party monopoly channels, often licensed by governments. The Group may be unable to renew these third-party supplier and distribution agreements on satisfactory terms for many different reasons, including government regulations or sustainability considerations. There are also some product categories for which the Group does not have surplus production capacity or where substitution between different production plants is impractical - this may cause further disruption to our supply chain. Consolidation of global suppliers and certain distributors that control large geographies may reduce the Group's availability of alternatives and negatively impact the Group's negotiating power with key suppliers and distributors. These risks are particularly relevant in jurisdictions where the Group's manufacturing facilities are more concentrated or for certain product categories where production is more centralised.

Impact

Any disruption to the Group's supply chain and distribution channels could have an adverse effect on the results of operations and financial conditions of the Group through failures to meet shipment demand, contract disputes, increased costs, loss of market share and inability to reinvest into New Category and support harm reduction agenda and cause the Group to fail to deliver on its strategic growth plans.

Risk: Failure to uphold the high standard of sustainability management, performance and reporting

Description

Stakeholder expectations of, and regulatory requirements for, the Group's sustainability management, ESG performance and reporting are continually evolving: for example, the EU Corporate Sustainability Reporting Directive (CSRD) recently introduced a number of new reporting obligations. The Group may fail to have the appropriate internal standards, strategic plans and governance, compliance, monitoring and reporting mechanisms in place to ensure it can identify emerging issues, meet external expectations and comply with applicable requirements. In addition, the Group relies on third-parties for certain ESG performance monitoring, measurement and other sustainability-related services. Such service providers may fail to perform these services to the specified or required standards or timeframes.

Impact

Failure to uphold high standards of sustainability management and ESG performance or provide transparent and consistent reporting, in line with applicable requirements, could significantly impact Group reputation or compliance and reduce investor confidence. In addition, poor performance across any aspect of ESG, such as a failure to sufficiently address climate change mitigations, expectations and requirements or human rights impacts across the Group's business and supply chain, could result in increased costs and regulation, difficulty in attracting and retaining talent, criminal or civil prosecution, or decreases in consumer demand for our products. Poor performance could also result in our failure to deliver our ESG targets.

Failure to responsibly and transparently market our products and communicate our achievements and position, such that we are accused of greenwashing, could potentially cause reputational damage and litigation impacts. In addition, the Group's association with any provider of sustainability-related services that fails to perform its services for the Group or third-parties to the specified or required standard or is alleged to have done so could also result in reputational damage and litigation impacts.

Other Information

Group Risk Factors

Continued

Business Execution and Supply Chain Risks continued

Risk: Failure to successfully design, implement and sustain an integrated framework and operating model for Artificial Intelligence (AI).

Description

Inability to effectively establish and maintain a cohesive and functional AI framework and operating model within the Group could result in suboptimal utilisation of available AI technology, reduced efficiency and effectiveness, missed opportunities for innovation and value creation, potentially harmful use of AI technology and violation of laws and regulations. Further, improper use of AI technology could cause potential exposure regarding consumer privacy breaches. Additionally, we might be non-compliant regarding the implementation of new technologies, including as a result of ambiguous legal requirements. The Group may also fail to ensure that the design, implementation and ongoing management of the AI framework and operating model are well-planned, properly resourced and effectively executed.

Impact

Without a well-designed and properly functioning AI framework and operating model, the organisation may not be able to fully leverage the potential of AI technology and improve operational efficiency and effectiveness, which could result in missed opportunities for innovation and value creation, potentially putting the organisation at a competitive disadvantage. The lack of a cohesive and functional AI framework and operating model could result in increased costs associated with suboptimal utilization of AI technology, as well as the potential need for additional resources to address issues and inefficiencies. Inability to adapt and adopt the technology in an effective and compliant manner could result in reputational damage if the organisation is perceived as being unable to effectively leverage emerging technologies and using data in a manner inconsistent with consumers' ethical expectations and company values. In addition, use of discriminatory or unexplainable algorithms for decision making could potentially result in fines for BAT and increased attention from regulatory authorities, consumers and other stakeholders.

Risk: Inability to obtain adequate supplies of tobacco leaf

Description

The Group purchases significant volumes of packed leaf each year. Tobacco leaf, as any other agricultural commodity, can be impacted by a variety of external factors. Like any other agricultural supply chain, it can be particularly vulnerable to a range of challenges, including climate change, weather-related events, such as drought, flood and other natural disasters, increasing demand for land and natural resources, rural poverty, social inequality, child labour and ageing farmer populations. Tobacco production in certain countries is also subject to a variety of controls, including regulation affecting farming and production control programmes, and competition for land use from other agriculture commodities. Such controls and competition can further constrain the production of tobacco leaf, raising prices and reducing supply.

The Group recognises the above and any combination of those, including topics like child labour, as a risk to our tobacco leaf supply chain.

Impact

Restricted availability of tobacco leaf may prevent the Group accessing sufficient tobacco leaf that meets its volume, quality and sustainability requirements. This could lead to an impact in the quality of the Group's products to a level that may be perceptible by consumers and may impact the Group's ability to deliver on consumer needs. The Group's Sustainability commitments may restrict the sources we can buy from, which would result in an imbalance in supply and demand potentially causing incremental tobacco prices. Higher tobacco leaf prices would result in increased raw material costs and have an adverse effect on the Group's financial condition. The Group may also experience reputational damage from not adequately managing its sustainability priorities like climate change, protection of natural resources, including forests, and human rights in our leaf supply chain, which may restrict suppliers willing to do business with us.

Risk: Exposure to product contamination

Description

The Group may experience product contamination, whether by accident or deliberate malicious intent, during supply chain or manufacturing processes, or may otherwise fail to comply with the Group's quality standards. The Group may also receive threats of malicious tampering.

Impact

Product contamination or threats of contamination may expose the Group to significant costs associated with recalling products from the market or temporarily ceasing production. In addition, adult tobacco consumers may lose confidence in the specific brand affected by the contamination, resulting in reputational damage and a loss of sales volume and market share. The Group could be subject to liability and costs associated with civil and criminal actions as well as regulatory sanctions brought in connection with a contamination of the Group's products. Each of these results may in turn have an adverse effect on the Group's results of operations, financial condition and reputation and cause the Group to fail to deliver on its strategic growth plans.

Risk: Failure to successfully design, implement and sustain an integrated technical landscape and ERP strategy**Description**

The Group aims to improve profitability and productivity through supply chain improvements and the implementation of an integrated operating model and organisational structure, including standardisation of processes, centralised back-office services and a common IT platform. The Group undertakes transformation initiatives periodically which aim to enhance the organisation and facilitate growth, including the Group's focus on New Categories and Beyond Nicotine. The Group's efforts to achieve these goals are driven and enabled through use of our TaO (central SAP ERP system) global template – a standardised process used by the Group with the use of a central SAP instance common for the Group's subsidiaries. These processes include, among others, core back-office global processes, procurement, warehouse management, accounting and controlling.

Impact

Failure by the Group to successfully evolve the TaO system to support a multi-category business model or not having a clear future-fit ERP strategy, could lead to the Group's inability to support BAT's strategy and transformation, and realise anticipated benefits. Additionally, this could lead to increased costs, disruption to operations, decreased trading performance, disgruntled employees, loss of institutional knowledge and reduced market share. These results could in turn reduce profitability and funds available for investment by the Group in long-term growth opportunities. Inability to develop governance process models in line with BAT's evolving business strategy may result in the failure to achieve sustainable multi-category growth including capturing additional productivity gains and achieving ESG goals which may in turn have an adverse effect on the Group's results of operations and financial condition and cause the Group to fail to deliver on its strategic growth plans.

Risk: Failure to manage the Group's climate change and circular economy risks**Description**

The Group is exposed to physical risks associated with climate change from severe weather events such as flooding, drought and storms across its global operations and supply chain. Climate change may cause acute physical risks such as more frequent and severe weather events, or chronic risks such as those related to longer-term shifts in climate patterns and temperatures. These, alongside their direct impact on Group operations, could lead to reductions in the supply and quality of tobacco leaf and other physical goods and cause transport and logistics disruptions in our supply chains.

The Group may also experience transition risks associated with the move to a low carbon economy, such as emissions-related regulations and additional taxes applicable to its operations and its supply chain. The Group is exposed to risks associated with the move towards a circular economy, including product-related regulatory risks, such as product design/disassembly requirements and Extended Producer Responsibility (EPR) requirements. As climate change and circular economy-related legislation and reporting requirements further evolve, companies need to effectively identify, assess, monitor and mitigate associated transition risks; failure to do so adequately or less well than others could lead to BAT scoring lower in ESG ratings and indices used by financial actors in making investment decisions.

As consumer and customer behaviours and expectations further evolve, the Group may fail to sufficiently adapt its product portfolio and marketing strategy in response to stakeholders' increasing sustainability expectations. Climate change and circular economy-related considerations, including relevant aspects of products and value chains, may result in a potential reduced demand for or rejection of the Group's products as well as reputational risk in relation to sustainability matters.

Impact

Disruption to the Group's agricultural and/or non-agricultural supply chain or product distribution channels, including logistics, could have an adverse effect on its operations and financial condition through failures to meet product demand, contract disputes, increased costs and loss of market share.

Consumer and customer behaviours and expectations may influence their purchasing decisions and may lead them to seek alternative product offerings. An inability to develop and commercialise products, packaging or value chain sustainability innovations in-line with demand or less well than competitors, including failures to adequately predict changes in consumer and societal behaviour and expectations and reflect them in the product portfolio, could lead to missed commercial opportunities, under- or over-supply, loss of competitive advantage, loss of market share, unrecoverable costs and the erosion of the Group's consumer base or brand equity. This includes potential impacts from a failure to adequately manage product-related ESG performance and EPR requirements. In addition, consumers failing to engage in product recycling and/or Take-Back schemes could also have an impact on the Group's product-related and EPR risks and requirements.

Material non-compliance with climate change and/or circular economy-related legislation or reporting requirements could reduce BAT's ability to attract investors, result in reputational damage and potentially regulatory sanctions. Poor results in ESG ratings and indices used by financial actors may negatively impact their investment decisions, and thereby increase the cost of capital or negatively impact share price.

Failure to meet current and future employees' expectations concerning the Group's actions to mitigate and adapt to climate change or address circular economy matters may negatively impact the retention and/or attraction of high-quality employees.

Other Information

Group Risk Factors

Continued

Business Execution and Supply Chain Risks continued**Risk: Impact of a pandemic on the performance of the Group**

Description

The Group continues to closely monitor the potential for disruption arising from pandemics, the most recent having been coronavirus (COVID-19). Consequences may include significant logistical challenges for employees and their ability to perform their duties, potential loss of lives or significant level of illness in the workforce, inability to deliver revenue stream and market share targets impacting profits and cash flows, and disruption to the supply chain and third parties being unable to deliver contractual goods and services. In addition, some countries in which the Group operates have adopted regulations restricting the ability to manufacture, distribute, market and sell products.

Impact

The influence of COVID-19, future variants and other pandemics on the Group's operations and financial condition is difficult to predict given the wide range of determining factors, not least the nature of the pandemic/virus, its speed of infection, geographical scope and duration. The impact of a pandemic on global economic activity and the nature and severity of measures adopted by governments are numerous. The impact on the Group is not limited to:

- Reductions or volatility in consumer demand for one or more of our products due to illness, retail closures, quarantine or other travel restrictions, health consciousness (quitting use of tobacco and nicotine products), government restrictions, the deterioration of socio-economic conditions, economic hardship and customer-downtrading (switching to a cheaper brand), which may impact the Group's market share.
- Disruptions to the Group's operations, such as its supply chain, or manufacturing or distribution capabilities, which may result in increased costs due to the need for more complex supply chain arrangements, to expand existing facilities or to maintain inefficient facilities, a reduction of the Group's sales volumes or an increase in bad debts from customers.
- Disruption to the Group's operations resulting from a significant number of the Group's employees, including employees performing key functions, working remotely for extended periods of time or becoming ill, which may reduce the employees' efficiency and productivity and cause product development delays, hamper new product innovation and have other adverse effects on the Group's business.
- Significant volatility in financial markets (including exchange rate volatility) and measures adopted by governments and central banks that further restrict liquidity, which may limit the Group's access to funds, lead to shortages of cash and cash equivalents needed to operate the Group's business, and impact the Group's ability to refinance its existing debt.
- Regulations restricting the ability to manufacture, distribute, market and sell products, and potentially increasing illicit trade.
- Governments seeking to increase revenues through increased corporate taxes and excise in combustible and/or New Category products, increasing the cost and prices of our products – which could reduce volumes and margins, and/or increase illicit trade.

While some negative effects caused by COVID-19 have taken place in several End Markets over the last few years, including reduced demand due to temporary smoking bans, lockdown restrictions, increased border checks and change in consumer behaviours, none of these have had a material effect on the Group's overall profitability. However, all of the above factors may have material adverse effects on the Group's results of operations and financial condition and cause the Group to fail to deliver on its strategic growth plans. The difficulty in predicting future pandemics exacerbates this risk.

Legal, Regulatory and Compliance Risks

Risk: Exposure to, the enactment of, proposals for, or expectations of regulation that significantly impairs the Group's ability to communicate, differentiate, market or launch its products and/or the lack of appropriate regulation for New Categories

Description

Tobacco control measures are in place in nearly all markets in which we operate. Regulation for Vapour and THP is now widespread, while regulation of nicotine pouches is appearing in a growing number of markets. Such restrictions are introduced by legislation, regulations and/or voluntary agreements. Most tobacco and nicotine control measures can be categorised as follows:

- Category Bans: including regulations that ban the sale, import, possession, or use of certain product categories, including entire bans on New Category or novel products;
- Place: including regulations restricting consumption in private and public spaces (e.g. public place smoking or vaping bans, including restaurants and bars);
- Product: including regulations on the use of or testing for ingredients, product design and attributes (e.g. tar/ nicotine / carbon monoxide ceilings, format restrictions, filter bans); flavours bans (including menthol); nicotine levels and low nicotine cigarettes; product safety (e.g. reduced cigarette ignition propensity standards); product disclosure (e.g. ingredients and emissions) and environmental impact (e.g. Extended Producer Responsibility requirements for cigarette filters or biodegradable filter requirements);
- Packaging and labelling: including regulations on health warnings, dissuasive packaging, and other government-mandated messages; restrictions on the use of certain descriptors and brand names; requirements on pack shape, size, weight and colour; and mandatory plain packaging;
- Advertising, promotion and sponsorship: including partial or total bans on advertising, promotions, corporate communications and sponsorship, and online and direct engagement communication;
- Purchase: including regulations on where the products are sold, such as type of outlet (e.g. supermarkets, online and vending machines), radius or distance restrictions (e.g. 300 meters from a school), online sales bans, regulation regarding how they are sold and displayed (e.g. above the counter or under the counter) and minimum purchase age and increases thereto, including generational bans;
- Price: including regulations that have implications on prices and margins (e.g. excise taxes, minimum prices and import/export duties); and
- Responsibility: including regulations introducing Extended Producer Responsibility schemes on cigarette manufacturers to cover the cost to clean up cigarette waste (Single Use Plastics Directive (EU) 2019/904) and equipment-related cost sharing obligations to fight illicit trade (Article 15.7 of EU Tobacco Products Directive 2014).

The Group believes that further tobacco control and nicotine regulation (including regulation for both nicotine and non-nicotine Herbal Heated Products) is expected over the medium term in many of the Group's markets. Irresponsible behaviour or marketing practices of competitors (for example where there is a lack of appropriate regulation) or actions contrary to the regulations in certain markets, may cause reputational harm to the industry as a whole and may result in additional regulation or bans. Further, there is pressure on governments from international organisations and agencies, tobacco control NGOs, influential national regulators and the private sector (including philanthropists, pharmaceutical and security technology companies and social justice groups) to pursue regulatory policies and implement tobacco or nicotine product-related regulation which limit the commercial viability of tobacco and nicotine products or prohibit products completely. Regulators may be lacking in understanding of New Categories products and their role in tobacco harm reduction due to their novelty. These factors can lead to a lack of adequate or existing regulatory regimes or clear and appropriate product classifications.

In addition, the Group may fail to implement the right level of control measures or to maintain adequate standards of compliance with regulatory measures. For example, the Group's marketing activities may fail to comply with the relevant law and regulations or with the Group's International Marketing Principles.

Insufficient information, instruction and training in the relevant areas and a lack of knowledge of the existence and/or requirements of relevant regulations including tobacco and nicotine as well as other relevant regulations, such as battery or environmental regulation, or a failure to monitor, assess and implement the requirements of new or modified regulation, may increase these risks.

There may also be negative and disproportionate societal responses to consumer abuse or misuse of tobacco and/or nicotine products (e.g. in New Categories) or to certain categories of products.

With respect to Modern Oral and other New Categories, regulatory frameworks currently follow divergent approaches. In certain markets, where there is an absence of adequate regulation, actions of irresponsible competitors may cause reputational harm to the category and result in outright bans or adverse regulation. In markets where there is a likelihood of tobacco, pharmaceutical or food regulatory classification, the category can be at risk of severe regulation or total ban.

The Group believes that there is a risk Tobacco Heated Products could be regulated as traditional tobacco products, driven by the decision of WHO's 8th Conference of Parties to the Framework Convention on Tobacco Control, and Reports from the WHO submitted to the COP10, to apply tobacco control regulations to these products including recommendations for plain packaging and flavour bans.

Other Information

Group Risk Factors

Continued

Legal, Regulatory and Compliance Risks continued

Risk: Exposure to, the enactment of, proposals for, or expectations of regulation that significantly impairs the Group's ability to communicate, differentiate, market or launch its products and/or the lack of appropriate regulation for New Categories continued

Description continued

Traditional Tobacco Products

With respect to tobacco and combustible products, many of the measures outlined in the FCTC have been or are in the process of being implemented through national legislation in many markets in which the Group operates, including recommendations for plain packaging and flavour bans (e.g. menthol bans – in effect in the European Union since 20 May 2020). In April 2022, the U.S. Food and Drug Administration (FDA) announced its intention to ban menthol as a characterising flavour in cigarettes in the U.S. In December 2023, the Biden administration released its latest unified agenda, indicating that the administration expects to issue the final menthol rule in March 2024; however, the administration is not bound by this timeline. In December 2022, the sale of all tobacco products with characterising flavours (including menthol) other than tobacco were banned in the state of California, which is the most populated state in the U.S. Subsequent to the FDA announcement on 28 April 2022 of a proposed product standard to prohibit menthol as a characterising flavour in cigarettes, the FDA formally submitted the final product standard to the Office of Management and Budget on 18 October 2023.

Further, various national or international regulatory regimes may seek to require the reduction of nicotine levels in tobacco products. In March 2018, the FDA published its Advanced Notice of Proposed Rulemaking titled "Tobacco Product Standard for Nicotine Level of Combusted Cigarettes" and invited interested parties to submit comments on, among other issues, maximum nicotine limits and whether any maximum nicotine level should apply to combustible tobacco products. In October 2019, the FDA withdrew the Advanced Notice of Proposed Rulemaking without explanation. With the Spring Unified Agenda (released June 2022), the FDA announced a plan to move forward with the proposed rule reducing nicotine levels in cigarettes, indicating that the rule would be published in December 2023, which did not occur. With the Fall Unified Agenda (released December 2023), the agenda anticipates a proposed nicotine rule in April 2024; however, the FDA has clarified that there is no precise date on which it plans to issue the proposed rule.

In the U.S., subject to the FDA's enforcement discretion, manufacturers of all tobacco products, which include nicotine derived from tobacco or any other source, must submit information to the FDA seeking formal marketing authorisation of such products.

Although the new government from New Zealand recently announced that the relevant act would be repealed, New Zealand had approved legislation banning anyone born after 1 January 2009 from buying tobacco products, imposing a retail limit of 600 retailers across New Zealand from 1 July 2024, and implement a nicotine limit in smoked tobacco to 0.8 mg/g (~5% of current levels) from 1 April 2025. In the meantime, the UK government has announced its intention to impose a similar generational ban preventing people born after 1 January 2009 from buying tobacco products, including THPs, when they come of age (18 years old). The consultation process is ongoing and a regulatory impact assessment should be published in due course.

Finally, the preparations of a revised EU Tobacco Products Directive are progressing, with estimated adoption in 2026. The current Directive might be replaced with a directly applicable regulation, following which transposition in Member States would no longer be required. It is anticipated that this new regulation could include plain packaging for combustibles and/or greater regulation of tobacco and nicotine product ingredients (including Herbal Heated Products).

New Categories

With respect to New Categories, regulation is still evolving and frameworks for regulation and taxation vary from country to country. Some regulators have applied or are considering applying combustible tobacco products' restrictive regulatory framework to New Categories. Some jurisdictions have banned or are considering banning certain New Category products altogether.

Following reports of individuals experiencing acute respiratory injury in suspected association with vaping certain e-liquids (EVALI) and reports regarding vaping youth usage in the U.S., stricter regulatory views gained momentum and were publicly supported by the World Health Organization (WHO) which continues to call on countries to ban or regulate novel nicotine products as tobacco. The U.S., the EU and Canada are playing a leading role across all identified regulatory risks, including: flavour regulations, advertising restrictions and nicotine limits, among others.

On 12 October 2021, the FDA issued its first vapour product Marketing Granted Orders (MGOs) for tobacco flavoured Vuse Solo and Vuse Solo power units. On the same date, Reynolds American companies received Marketing Denial Orders (MDOs) for the flavoured (non-menthol and non-tobacco) Vuse Solo products. Reynolds American companies filed an internal agency appeal against these MDOs, which remains pending. On 12 May 2022, the FDA issued MGOs for Vuse Vibe and Vuse Vibe and Vuse Vibe and Vuse Vibe "Original" (tobacco) flavours. On the same date, Reynolds American companies received MDOs for the flavoured (non-menthol and non-tobacco) Vuse Vibe and Vuse Vibe products. Reynolds American companies filed an internal agency appeal against these MDOs, which remains pending. On 24 January 2023, the FDA issued MDOs for Vuse Vibe and Vuse Vibe menthol products. Reynolds American companies filed a court challenge in the U.S. Court of Appeals for the Fifth Circuit. On 17 March 2023, the FDA issued MDOs for Vuse Solo menthol products. Reynolds American companies filed a court challenge in the Fifth Circuit. The Court issued a stay in these cases pending a decision on the merits of Reynolds' legal challenges to the underlying MDOs. On 12 October 2023, the FDA issued MDOs for Vuse Alto menthol and mixed-berry products. Reynolds American companies immediately filed a lawsuit in the U.S. Court of Appeals for the Fifth Circuit challenging these MDOs and obtained a temporary administrative stay pending resolution of Reynolds' motion for stay pending judicial review, which was filed on 20 October 2023. Briefing on the motion continues. Vuse Alto tobacco flavours remain under FDA review.

The Group's Velo products remain on the market in the U.S., again pending FDA decisions on their marketing authorisations, and there can be no assurance these will be granted. If the FDA denies a marketing authorisation then the relevant product(s) would need to be withdrawn from the market (unless a court or the FDA intervenes).

Beyond Nicotine

As the Group also looks to Beyond Nicotine products including CBD and cannabis (in connection with its investments in Organigram, Sanity Group and Charlotte's Web), it may be subject to additional regulation and these products might not be scalable on a global basis given varying degrees of regulation.

Please refer to the discussion of tobacco and nicotine regulatory regimes under which the Group's businesses operate set out from page 375.

Impact

Existing and future regulatory measures impacting one or more New Categories and/or Beyond Nicotine and/or traditional tobacco products could adversely affect volume, revenue and profits, as a result of: restrictions on the Group's ability to sell and differentiate its products or brands, leverage price, innovate, make scientific claims, compete in future product categories and make new market entries; regulations (e.g. pharma or food) or total bans of tobacco and/or New Categories products in certain markets; reduced margins due to increased operating costs; impediments to building or maintaining brand equity; and restrictions on the Group's ability to deliver, market and sell existing or new products responding to consumers' preferences. In addition, new (and changes to existing) regulation could lead to greater complexity, as well as higher production and compliance costs.

As an example, through the acquisition of Reynolds American Inc., the Group acquired the Newport brand, the leading menthol cigarette brand in the U.S., the Group's largest single market. The sales of Newport, together with the other menthol brands of the Group's operating subsidiaries, represent a significant portion of the Group's total net sales. Any action by the FDA or any other governmental authority banning or materially restricting the use of menthol in tobacco products (such as the proposed FDA ban on menthol cigarettes) could have a significant negative impact on sales volumes which would, in turn, have an adverse effect on the results of operations and financial position of the Group.

Regulations can also have an adverse impact on the Group's ability to compete within the legitimate tobacco, nicotine or New Categories industry and with illicit traders or legal operators exploiting legal and regulatory loop holes. Regulations could also lead to reduced consumer acceptability of new product specifications, leading to consumers seeking alternatives in illicit markets, especially where enforcement is lacking, such as in the case of the increase in illicit single-use devices in the U.S. market.

Unclear or inadequate regulations can lead to legal uncertainty, impacting the Group's position in the marketplace.

In the specific case of New Categories, our corporate harm reduction ambition, including of New Categories revenue of £5 billion by 2025 and 50 million consumers of Non-Combustible products by 2030 could be at risk if stricter regulatory views are imposed at a global scale, or if appropriate regulation is lacking or there is a lack of acceptance of tobacco harm reduction as a tobacco control policy (preventing a balanced regulatory framework for New Categories). Any action by the FDA or any government authority restricting the use of New Category products could also have an adverse effect on the operation and financial position of the Group and the possible failure of the Group's harm reduction objective and loss of confidence in the Group's ESG performance.

As a reflection of the real or perceived impact of stricter regulation in our business, the Group's share price has also experienced, and could in the future experience, shocks upon the announcement, expectation or enactment of restrictive regulation. All these effects may have an adverse effect on the Group's results of operations and financial conditions and cause the Group to fail to deliver on its strategic growth plans.

In addition, considering the significant number of regulations that may apply to the Group's businesses across the world, the Group is and may in the future be subject to claims for breach of such regulations. Government authorities (such as the FDA), organisations or even individuals may allege that our marketing activities do not comply with the relevant laws and regulations, or with our International Marketing Principles. As such, the Group could be subject to liability and costs associated with civil and criminal actions as well as regulatory sanctions, fines and penalties brought in connection with these allegations. Even when proven untrue, there are often financial costs and reputational impacts in defending against such claims and allegations (including potential adverse impact on the treatment by the FDA of the Group's PMTAs in the U.S.). Each of these results may in turn have an adverse effect on the Group's results of operations and financial condition and cause the Group to fail to deliver on its strategic growth plans.

Other Information

Group Risk Factors

Continued

Legal, Regulatory and Compliance Risks continued

Risk: Adverse implications of EU legislation on single-use plastics that will result in on-pack environmental warnings and financial implications relating to the Extended Producer Responsibility (EPR)

Description

The EU adopted a Directive on single-use plastics in July 2019 (the "SUP Directive") which, among other products, targets tobacco products with filters containing plastic. The Cellulose Acetate in our filters is defined as a single-use plastic under the Directive and, as such, the Directive will have an impact on the Group's cigarettes, filters for other tobacco products and consumables for THPs.

Under the SUP Directive, the Group will be subject to (and in some cases already is subject to) Extended Producer Responsibility ("EPR") schemes, requiring the Group to cover the costs of collecting, transporting, treating and cleaning-up of filters containing plastic. The SUP Directive also imposes on tobacco manufacturers the obligation to finance consumer awareness campaigns and to place environmental markings on packs of products with filters containing plastic.

Member States had to transpose the SUP Directive into national law by 3 July 2021, with an implementation deadline of 5 January 2023 for EPR schemes. In practice, most Member States are late on transposition and implementation, with the practical consequence that EPR schemes will go live with several months delays on average. The European Commission is also late in its issuance of guidelines on the criteria for the costs of cleaning up litter, which should have been issued prior to the anticipated implementation deadline for EPR schemes. This introduces further difficulties and uncertainty in the design and setting-up of EPR schemes. When transposing the SUP Directive into national law, EU member states could decide to expand the scope of EPR systems under their respective national laws, which may expose the Group to additional regulations and financial obligations. This is the case in France, where EPR implementation has already occurred with an expansion of the scope to include non-plastic filters for RYO products. Although Sweden's government has abandoned plans to extend its national EPR system to Snus and Modern Oral pouches, other markets are still at risk of extension, such as in Spain (tobacco manufacturers would be mandated to financially contribute to the cost of cleaning of parts of the general sewage system), the Czech Republic (tobacco manufacturers would be mandated to contribute to the cost of managing household waste costs), and Poland and Romania (manufacturers' financial contribution would also cover paper filters, although they are not plastic items). Proposed regulations are still being discussed in these countries.

It is noted that there is a growing level of scrutiny on the use of single-use plastic across the world and a number of other markets in which the Group operates are considering ways to restrict (or ban) the use of filters made of plastic and/or introduce EPR schemes covering other plastic elements in our products beyond filters for traditional products and/or New Categories products.

Impact

The financial implications of existing and future EPR schemes will increase administrative burdens and operating costs and may have an adverse effect on the Group's results of operations and financial condition and cause the Group to fail to deliver on its strategic growth plans. If significant space is appropriated on the packaging of some of the Group's products, this may also be an impediment to maintaining or building brand equity of the Group's products which may, in turn, have a negative impact on the Group's sales volume. Failure to deliver appropriate EPR schemes may lead to imposition of the schemes by the local authorities at a higher cost to the Group, adversely impacting the Group's results of operations, financial condition and reputation.

Risk: Exposure to litigation, regulatory action or criminal investigations on tobacco, nicotine, New Categories and other issues

Description

The Group is involved in litigation related to its tobacco and nicotine products, including legal, regulatory and patent actions, proceedings and claims, brought against it in a number of jurisdictions. Claims brought against the Group may be based on personal injury (both individual claims and class actions), economic loss arising from the treatment of smoking and health-related diseases (such as medical recoupment claims brought by local governments), patent infringement (please refer to the risk factor under "Product pipeline, commercialisation and Intellectual Property risks, Exposure to risks associated with intellectual property rights, including the failure to identify, protect and prevent infringement of the Group's intellectual property rights and potential infringement of, or the failure to retain licences to use, third-party intellectual property rights" below), negligence, strict tort liability, design defect, failure to warn, fraud, misrepresentation, deceptive/unfair trade practices, conspiracy, medical monitoring and violations of antitrust/racketeering laws. Sustainability-related litigation and regulatory action may also be brought against the Group.

Certain actions, such as those in the U.S. and Canada, involve claims in the tens or hundreds of billions of pounds sterling. The Group is also involved in proceedings that are not directly related to its tobacco and nicotine products, including proceedings based on environmental pollution claims.

Additional legal and regulatory actions and investigations, proceedings and claims may be brought against the Group in the future.

Impact

The Group's consolidated results of operations and financial position could be materially affected by any unfavourable outcome of certain pending or future litigation. The Group could be exposed to substantial liability, which may take the form of ongoing payments, such as is the case with the State Settlement Agreements in the U.S. that require substantial ongoing payments by Group subsidiary, RJRT. Whether successful or not, the costs of the Group's involvement in litigation could materially increase due to costs associated with bringing proceedings and defending claims, which may also cause operational and strategic disruption by diverting management time away from business matters. Liabilities and costs in connection with litigation could result in bankruptcy of one or more Group entities, for example, following a judgement in Canada, certain of the Group's Canadian subsidiaries filed for protection under the CCAA. Any negative publicity resulting from these claims may also adversely affect the Group's reputation.

The occurrence of any of the above effects could in turn have an adverse effect on the Group's results of operations and financial condition and cause the Group to fail to deliver on its strategic growth plans.

Please refer to note 31 on page 286 in the Notes on the Accounts for details of contingent liabilities applicable to the Group.

Risk: Significant and/or unexpected increases or structural changes in tobacco and nicotine-related taxes

Description

Tobacco and nicotine products are subject to high levels of taxation, including excise taxes, sales taxes, import duties and levies in most markets in which the Group operates. In many of these markets, taxes are generally increasing, but the rate of increase varies between markets and between different types of tobacco and nicotine products. Increases in, or the introduction of new, tobacco and nicotine-related taxes may be caused by a number of factors, including fiscal pressures, health policy objectives and increased lobbying pressure from anti-tobacco advocates.

With respect to New Categories, although a common framework for regulation and taxation has yet to emerge, the manufacture, sale, packaging and advertising of such products are increasingly being regulated and taxed.

Impact

Significant or unexpected increases in, or the introduction of new, tobacco-related taxes or minimum retail selling prices, changes in relative tax rates for different tobacco and nicotine products or adjustments to excise have in the past resulted, and may in the future result, in the need for the Group to absorb such tax increases due to limits in its ability to increase prices, an alteration in the sales mix in favour of value-for-money brands or products, or growth in illicit trade, each of which could impact pricing, sales volume and profit for the Group's products. Significant or unexpected increases of tobacco-related taxes could also impact the Group's ability to deliver the corporate purpose of harm reduction.

Risk: Failure to comply with health and safety and environmental laws

Description

The Group is subject to a variety of laws, regulations and operational standards relating to health and safety and the environment.

The Group may fail to assess certain risks and implement the right level of control measures or to maintain adequate standards of health and safety or environmental compliance, which could cause injury, ill health, disability or loss of life to employees, contractors or members of the public, or harm to the natural environment and local communities in which the Group operates. As a result of the outcomes of the COP26, further future regulation is anticipated as governments look to meet their climate change ambitions.

Insufficient information, instruction and training in the relevant areas and a lack of knowledge of the existence and/or requirements of relevant regulations, or a failure to monitor, assess and implement the requirements of new or modified legislation, may increase these risks.

Impact

Any failure by the Group to comply with applicable health and safety or environmental laws, or the exposure to the consequences of a perceived failure, could result in business disruption, reputational damage, difficulties in recruiting and retaining staff, increased insurance costs, consequential losses, the obligation to install or upgrade costly pollution control equipment, loss of value of the Group's assets, remedial costs and damages, fines and penalties as well as civil or criminal liability. Each of these results could in turn adversely impact the Group's results of operations and financial condition and cause the Group to fail to deliver on its strategic growth plans.

Risk: Exposure to unfavourable tax rulings

Description

The Group is subject to tax laws in a variety of jurisdictions. The Group's interpretation and application of the tax laws could differ from those of the relevant tax authority, which may subject the Group to claims for breach of such laws, including for late or incorrect filings or for misinterpretation of rules. Tax authorities in a variety of jurisdictions, such as the Netherlands and Russia, have assessed, and may in the future assess, the Group for historical tax claims, including interest and penalties, arising from disputed areas of tax law. The Group is currently party to tax disputes in a number of jurisdictions, some of which involve claims for amounts in the hundreds of millions of pounds sterling.

Please refer to note 31 on page 286 in the Notes on the Accounts for details of contingent liabilities applicable to the Group.

Impact

The Group's failure to comply with the relevant tax authority's interpretation and application of the tax laws could result in significant financial and legal penalties, including the payment of additional taxes, fines and interest in the event of an unfavourable ruling by a tax authority in a disputed area, as well as the payment of dispute costs. Disruption to the business could occur as a result of management's time being diverted away from business matters. Each of these results could negatively affect the Group's results of operations and financial condition and cause the Group to fail to deliver on its strategic growth plans.

Risk: Unexpected legislative changes to corporate income tax laws

Description

The Group is subject to corporate income tax laws in the jurisdictions in which it operates. These laws frequently change on a prospective or retroactive basis.

Impact

Legislative changes to corporate income tax laws and regulations may have an adverse impact on the Group's corporate income tax liabilities and may lead to a material increase of the Group's overall tax rate. This could, in turn, negatively affect the Group's results of operations and financial condition and cause the Group to fail to deliver on its strategic growth plans.

Other Information

Group Risk Factors

Continued

Legal, Regulatory and Compliance Risks continued**Risk: Exposure to potential liability under competition or antitrust laws**

Description

According to the Group's internal estimates, the Group is a market leader by volume and/or value in certain categories in a number of countries in which it operates and/or is one of a small number of tobacco and/or New Categories companies in certain other markets in which it operates. The Group has had antitrust infringement decisions imposed against it in the past and is subject to ongoing investigations (please refer to note 31 on page 286 in the Notes on the Accounts for details of contingent liabilities applicable to the Group). The Group may fail to comply with competition or antitrust laws and may be subject to investigation and/or litigation for alleged abuse of its position in markets in which it has significant market share or for alleged collusion/anti-competitive arrangements with other market participants. Competition/antitrust laws continue to evolve globally with increasingly aggressive enforcement.

Impact

Failure by the Group to comply with competition or antitrust laws and investigations (and/or litigation) for violation of such laws may result in significant legal liability, fines, penalties and/or damages actions; criminal sanctions against the Group, its officers and employees; increased costs, prohibitions on conduct of the Group's business; forced changes in business practices, forced divestment of brands and businesses (or parts of businesses) to competitors or other buyers; director disqualifications; commercial agreements being held void; and operational and strategic disruption (including by diverting management time away from business matters). The Group may face increased public scrutiny and the investigation or imposition of sanctions by antitrust regulation agencies and/or courts for violations of competition regimes which may subject the Group to reputational damage and loss of goodwill, including negative perceptions of the Group's governance and our ESG credentials.

The occurrence of any of the above effects could in turn have an adverse effect on the Group's results of operations and financial condition and cause the Group to fail to deliver on its strategic growth plans.

Risk: Failure to establish and maintain adequate controls and procedures to comply with applicable securities, corporate governance and compliance regulations

Description

The Group's operations are subject to a range of rules and regulations around the world. These include U.S. securities, corporate governance and compliance laws and regulations, such as the Sarbanes-Oxley Act of 2002 and the U.S. Foreign Corrupt Practices Act of 1977, and expanding ESG reporting and disclosure requirements which apply to the Group's worldwide activities. While the Group continuously seeks to improve its systems of internal controls and to remedy any weaknesses identified, there can be no assurance that the policies and procedures will be followed at all times or effectively detect and prevent violations of applicable laws. In addition, the Group is subject to increasingly stringent reporting obligations under UK corporate reporting regulations.

Impact

The increased scope and complexity of applicable regulations to which the Group is subject may lead to higher costs for compliance. Failure to comply with laws and regulations may result in significant legal liability, fines, penalties, class action suits and/or damages actions, criminal sanctions against the Group, its officers and employees, and damage to the Group's reputation. Non-compliance with such regulations could also lead to a loss of the Group's listing on one or more stock exchanges or a loss of investor confidence with a subsequent reduction in share price.

Risk: Lack of external recognition and acceptance of the foundational science and inability to effectively communicate to stakeholders about the potential health impact of our New Category products.

Description

Scientific evidence to support the harm reduction potential of New Category products is essential for demonstrating and communicating the risk reduction potential of these products to adult smokers. BAT conducts rigorous science to demonstrate the potential reduced risk outcomes when smokers switch to New Category products, and in the longer-term, epidemiological data will be required to demonstrate the health impact at population levels. Consumer expectations and the rapid pace of innovation necessitate the evolution of the product portfolio, which requires the Group to regularly re-assess and update the associated scientific evidence base.

Long-term epidemiological data requires decades to acquire. Therefore, the scientific data available today is by necessity shorter-term data that provides a strong indication of the reduced-risk potential of New Category products relative to cigarettes. In terms of the wider tobacco harm reduction strategy, there is a risk that the long-term health impact of New Category products is not fully understood at this time. There is also a risk of failure to communicate the scientific findings in a timely or effective manner. Furthermore, there are challenges on the choice of standards, controls and/or experimental design and methodology used for demonstrating the robustness of scientific research, together with regulation limiting risk communication to consumers.

Impact

Inability to fully demonstrate and communicate the tobacco harm reduction abilities of New Category products in a timely manner may lead to greater regulatory restrictions or outright bans, market share reduction, fines and penalties, reputational damage, and inability to sustain our quality growth and sustainability strategy. These potential impacts could cause the Group to fail to deliver on its strategic growth plans and objectives.

Risk: Insufficient product stewardship and failure to comply with product regulations

Description

We are subject to risks of safety incidents in pre-market testing or in market due to, for example, a lack of due caution and appropriate response paid to pre-market product data, or toxicology information, inaccurate and unreliable information from suppliers and/or compromise of data or other information through cybersecurity attacks.

The interpretation and application of regulations concerning the Group's products, such as the Tobacco and Related Products Directive (TPD2), may be subject to debate and uncertainty. This includes uncertainty over product classifications and restrictions on advertising. In particular, with respect to the developing category of New Categories, which has grown in size and complexity in a relatively short period of time, a consensus framework for the interpretation and application of existing regulation has yet to emerge.

The continuously changing and evolving landscape of regulation concerning the Group's products contributes to the uncertainty surrounding interpretation and application and creates a risk that the Group may misinterpret or fail to comply with developing regulations in the various jurisdictions in which it operates, or becomes subject to enforcement actions from regulators. With the continuous changing of product cycle plans and expansion to new markets and innovations, there is a risk that such changes and launches fail to comply with the relevant regulations, including pre-approval and/or pre-registration requirements. For example, some governments have intentionally banned or are seeking to ban novel tobacco products and products containing nicotine, while others would need to amend their existing legislation to permit their sale. Even in countries where the sale of such products is currently permitted, some governments have adopted, or are seeking to adopt, bans on New Categories or restrictions on certain flavours.

Impact

The significant number of emerging regulations and the uncertainty surrounding their interpretation and application may subject the Group to claims for breach of such regulations. Financial costs of such enforcement actions include financial penalties, product recalls and litigation costs, and entail a significant risk of adverse publicity and damage to the Group's reputation and goodwill. In cases of consumer injury or fatality due to a consumer product safety issue, this could also cause significant Group reputational damage, leading to a negative impact on stakeholder confidence, including consumers, retailers, investors, and regulatory and public health organisations.

Risk: Failure to uphold high standards of corporate behaviour, including through unintended or malicious breach of anti-bribery and anti-corruption and other anti-financial crime laws

Description

The Group is subject to various anti-corruption laws and regulations and other anti-financial crime laws including but not limited to those relating to tax evasion, money laundering, terrorist financing and bribery (Anti-Corruption Laws, including the UK Proceeds of Crime Acts (POCA)). All employees of BAT, its subsidiaries and joint ventures which it controls are expected to uphold a high standard of corporate behaviour and comply with the Group Standards of Business Conduct (SoBC) which includes a requirement to comply with Anti-Corruption Laws. Employees, associates, suppliers, distributors and agents are prohibited from engaging in improper conduct to obtain or retain business or to improperly influence (directly or indirectly) a person working in an official capacity to decide in the Group's favour. The Group's employees, contractors and service providers may fail to comply with our SoBC and/or may violate applicable Anti-Corruption Laws.

From time to time, the Group investigates, and becomes aware of governmental authorities' investigations into, allegations of misconduct, including allegations of corruption at Group companies. Some of these allegations are currently being investigated. The Group cooperates with the authorities where appropriate. Please refer to note 24 on page 272 in the Notes on the Accounts. Please refer to note 31 on page 286 in the Notes on the Accounts for details of contingent liabilities applicable to the Group.

Impact

Failure of the Group to comply with anti-corruption laws and regulations and other anti-financial crime laws, or to deploy and maintain robust internal policies, procedures and controls may and have resulted in significant fines and penalties (reducing the Group's ability to reinvest in the future), a share price impact, criminal and/or civil sanctions against the Group and its officers and employees, increased costs, prohibitions or other limitations or requirements (e.g. compliance requirements) on the conduct of the Group's business and reputational harm (including negative perceptions of the Group's governance and our ESG credentials), and may subject the Group to claims for breach of such regulations.

The occurrence of any of the above effects could in turn have an adverse effect on the Group's results of operations and financial condition and cause the Group to fail to deliver on its strategic growth plans. Even when proven untrue, there are often financial costs, time demands and reputational impacts associated with investigating and defending against such claims.

Other Information

Group Risk Factors

Continued

Legal, Regulatory and Compliance Risks continued**Risk: Imposition of sanctions under sanctions regimes or similar international, regional or national measures**

Description

National, international and supra-national sanctions regimes or similar international, regional or national measures are complex and dynamic and may affect territories in which the Group operates or third parties with which it may have commercial relationships. There may be unintended or malicious breaches of sanctions due to inappropriate or negligent behaviour by BAT employees, contractors, customers, suppliers or service providers.

Operations in countries and territories subject to sanctions expose the Group to the risk of significant financial costs and disruption in operations that may be difficult or impossible to predict or avoid or the activities could become commercially and/or operationally unviable. In particular, the Group has operations in Cuba, which is subject to various sanctions in the United States.

From time to time, the Group investigates, and becomes aware of governmental authorities' investigations into, allegations of misconduct, including alleged breaches of sanctions at Group companies. Some of these allegations are currently being investigated. The Group cooperates with the authorities, where appropriate.

In 2023, the Group reached settlement agreements with the DOJ and OFAC in the United States related to breaches of sanctions related to North Korea, which resulted in the imposition of fines against the Group totalling US\$635 million. Sanctions can be imposed quickly with the possibility of further territories the Group operates in becoming subject to sanctions at short notice.

National, international and supra-national sanctions regimes may also affect third parties with which the Group has commercial relationships, e.g. through their banks (including possible risk aversion to being associated with a sanctioned territory), and could lead to supply and payment chain disruptions.

Please refer to note 31 on page 286 in the Notes on the Accounts for details of contingent liabilities applicable to the Group.

Impact

As a result of the limitations imposed by sanctions, it may become commercially and/or operationally unviable for the Group and/or its critical business partners to operate in certain territories or execute transactions related to them and the Group may be required to exit existing operations in such territories. The Group may also experience difficulty in sourcing materials or importing products, repatriating currency from a sanctioned country and finding financial institutions willing to transact with it, any of which may expose the Group to increased costs. In addition, the costs of complying with sanctions may increase as a result of new, or changes to existing, sanctions regimes.

In addition to the settlement agreements reached by the Group with the DOJ and OFAC in the United States, as detailed above, any future failure of the Group to comply with sanctions regimes or similar international, regional, national or supra-national measures, or to deploy and maintain robust internal policies, procedures and controls, could result in additional fines and penalties (reducing the Group's ability to reinvest in the future), a share price impact, criminal and/or civil sanctions against the Group and its officers and employees, increased costs, prohibitions or other limitations or requirements (e.g. compliance requirements) on the conduct of the Group's business, reputational harm (including negative perceptions of the Group's governance or our ESG credentials), and damage to commercial or banking relationships, and may subject the Group to claims for breach of such regimes or measures. Reputational harm (including negative perceptions of the Group's governance and our ESG credentials) may result regardless of whether the Group complies with imposed sanctions.

The occurrence of any of the above effects could in turn have an adverse effect on the Group's results of operations and financial condition and cause the Group to fail to deliver on its strategic growth plans. Even when proven untrue, there are often financial costs, time demands and reputational impacts associated with investigating and defending against such claims.

Risk: Failure to uphold New Categories marketing practices

Description

The regulatory landscape is constantly evolving with marketing practices being different in key New Categories markets. The Group's marketing activities may be found to be, or alleged (including in the media) to be, non-compliant with laws and regulations, or with the International Marketing Principles (IMPs) on the marketing and sale of tobacco and nicotine products to consumers such as age verification measures. On-line activities can also be found to be, or alleged to be, aimed at consumers in a country where such activities are not permitted.

Impact

The Group is and may in the future be subject to claims for breach of marketing practices. In particular, national authorities (such as the FDA), organisations or even individuals may allege that our marketing activities do not comply with the relevant laws and regulations, or with our IMPs. As such, the Group could be subject to liability and costs as well as regulatory sanctions, fines and penalties brought in connection with these allegations. Even when proven untrue, there are often financial costs and reputational impacts in defending against such claims and allegations.

Future breaches may lead to a loss of investor confidence in ESG performance and inability to meet our responsible marketing focus area if our IMPs are not followed, impacting our corporate purpose of delivering harm reduction.

Risk: Loss or misuse of personal data through a failure to comply with the European General Data Protection Regulation, the UK Data Protection Act 2018, e-Privacy Laws and other privacy legislation governing the processing of personal data.

Description

Personal data is a subset of data (which is likely to be confidential) which attracts different risks and treatment under applicable law. Breaches of data privacy laws include misuse of information which may not be confidential in nature. These include, for example, unsolicited marketing calls to a publicly available number, or using an individual's personal data in a way which was not authorised or in a way that the individual did not reasonably expect through technologies such as online tracking or monitoring.

Various privacy laws, including the European General Data Protection Regulation (GDPR), UK Data Protection Act 2018 (UKDPA) and e-Privacy Directive, including EU and UK Regulatory guidances (e-Privacy Laws), govern the way in which organisations (such as employees, contractors, service provider colleagues and other authorised persons) handle individuals' personal data including how such organisations, including the Group, track or monitor their online behaviour.

Unintended or malicious breaches of data privacy laws may occur through inappropriate or negligent behaviour by BAT employees, contractors, service providers or others.

Depending on the risk to the individuals concerned, such breaches of data privacy laws (including mass personal data unavailability) could trigger a formal notification to a local data protection supervisory authority. This, in turn, could subject Group companies to not only regulatory scrutiny but also individual claims or even class action suits; and

ePrivacy Laws state that any misuse of consumer personal data or lack of transparency provided to consumers on how we use their data or track their online behaviours are subject to regulatory scrutiny.

Legal requirements relating to the collection, storage, handling, and transfer of personal data continue to evolve. Following the entry into force of the GDPR in May 2018, other jurisdictions in which the Group operates have enacted similar local legislation such as the California Consumer Privacy Act U.S. and the "LGPD" in Brazil which further increases the risks surrounding the processing of personal data especially in the consumer space. As part of the Group's digital transformation, initiatives, in particular related to New Categories, could further increase these risks as the expectation is that the exposure to consumer data volumes will increase as well. With the emergence of AI technologies, these risks (particularly, personal data misuse in the context of automated decision making by leveraging AI) may even be exacerbated.

Impact

Failure to comply with existing or future e-Privacy Laws and privacy legislation governing the processing of personal data may adversely impact the Group's results of operations and financial condition.

Loss or unlawful use of personal data may result in civil or criminal legal liability and prosecution by enforcement bodies, which may subject the Group to the imposition of material fines (currently up to 4% of Group worldwide turnover in the context of the EU GDPR and/or the UK Data Protection Act) and/or penalties and/or claims and costs associated with defending these claims (which could include class action suits brought by consumers). The Group's officers and employees may also be subject to personal criminal sanctions in certain jurisdictions.

Reputational damage could also potentially cause significant harm to the Group, including negative perceptions of the Group's governance and our ESG credentials.

Relevant data protection supervisory authority could also order certain Group legal entities to cease processing activities, which could result in a significant operational disruption. Regulatory interest may also prompt interest from other compliance authorities/governments, leading to further regulation or proceedings.

The occurrence of any of the above effects could in turn have an adverse effect on the Group's results of operations and financial condition and cause the Group to fail to deliver on its strategic growth plans.

Other Information

Group Risk Factors

Continued

Economic and Financial Risks

Risk: Foreign exchange rate exposures

Description

The Group's reporting currency is the pound sterling. The Group is exposed to the risk of fluctuations in exchange rates affecting the translation of net assets and earned profits of overseas subsidiaries into the Group's reporting currency. These translational exposures are not normally hedged.

Exposures also arise from the foreign currency denominated trading transactions undertaken by subsidiaries and dividend flows. Where not offset by opposing flows, these exposures are generally hedged according to internal policies, but hedging of exposure to certain currencies might not be possible due to exchange controls, limited currency availability or prohibitive costs, and errors in hedging may occur. Monetary policy divergence in relation to interest rates between key markets may also increase these risks.

Impact

During periods of exchange rate volatility, the impact of exchange rates on the Group's results of operations and financial condition can be significant. Fluctuations in exchange rates of key currencies against the pound sterling may result in volatility in the Group's reported earnings per share, cash flow and balance sheet. Furthermore, the dividend paid by the Group may be impacted if the payout ratio is not adjusted. Differences in translation between earnings and net debt may also affect key ratios used by credit rating agencies, which may have an adverse effect on the Group's credit ratings.

In addition, volatility and/or increased costs in the Group's business due to transactional foreign exchange rate exposures may adversely affect operating margins and profitability and attempts to increase prices to offset such increases could adversely impact sales volumes.

The increased volatility observed in recent years in commodity and hydrocarbon prices has contributed to additional volatility of exchange rates, impacting the financial performance of the Group's subsidiaries. The global dynamic backdrop of monetary tightening, inflation cycle and economic performance may also increase the exchange rate risk in short term.

Risk: Inability to obtain price increases and exposure to risks from excessive price increases and value chain erosion

Description

Annual price increases by the Group are among the key drivers in increasing market profitability. However, the Group has in the past been, and may in the future be, unable to obtain such price increases as a result of increased regulation; increased competition from illicit trade; stretched consumer affordability arising from deteriorating political and economic conditions and rising prices; sharp increases or changes in excise structures; and competitors' pricing.

As the New Categories market continues to develop, the Group may face erosion in the value chain for New Categories through lower market prices, excise taxes, high retail trade margins or high production costs that make New Categories less competitive versus combustible tobacco products. As an example, excise on Tobacco Heated Products in Japan increased and aligned closer to FMC following a five-year (2018-2022) phased excise plan. This led to a decrease in our profitability in Japan.

In addition, the Group faces the risk that price increases it has conducted in the past, and may conduct in the future, may be excessive and not find adequate adult tobacco consumer acceptance.

Impact

If the Group is unable to obtain price increases or is adversely affected by impacts of excessive price increases, it may be unable to achieve its strategic growth metrics, have fewer funds to invest in growth opportunities, and, in the case of excessive price increases, be faced with quicker reductions in sales volumes than anticipated due to accelerated market decline, down-trading (switching to a cheaper brand) and increased illicit trade. These in turn impact the Group's market share, results of operations and financial condition and cause the Group to fail to deliver on its strategic growth plans.

In addition, erosion in the value chain for New Categories could have a negative impact on the Group's sales volume or pricing for these products. High excise could dampen demand for New Categories or result in lower profit margins. Lower market prices, high retail trade margins or increases in production costs could also negatively impact profit margins or lead to uncompetitive pricing.

Risk: Effects of declining consumption of legitimate tobacco products and a tough competitive environment

Description

Evidence of market contraction and the growth of illicit trade of tobacco products is apparent in several key global markets in which the Group operates. This decline is due to multiple factors, including increases in excise taxes leading to continuous above-inflation price rises, changes in the regulatory environment, the continuing difficult economic environment in many countries impacting consumers' disposable incomes, the increase in the trade of illicit tobacco products, rising health concerns, a decline in the social acceptability of smoking and an increase in New Category uptake.

The Group competes based on the strength of its strategic brand portfolio, product quality and taste, brand recognition, brand loyalty, taste, innovation, packaging, service, marketing, advertising and price. The Group is subject to highly competitive environments in all aspects of its business, and its competitive position can be significantly influenced by the prevailing economic climate, consumers' disposable income, regulation, competitors' introduction of lower-price or innovative products, higher tobacco product taxes, higher absolute prices, governmental action to increase minimum wages, employment costs, interest rates and increase in raw material costs. Furthermore, the Group is subject to substantial payment obligations under the State Settlement Agreements, which adversely affect the ability of the Group to compete in the U.S. with manufacturers of deep-discount cigarettes that are not subject to such substantial obligations.

Impact

Any future decline in the demand for legitimate tobacco products could have an adverse effect on the Group's results of operations and financial conditions and cause the Group to fail to deliver on its strategic growth plans.

In a tough competitive environment, factors such as market size reduction, customer down-trading, illicit trade and competitors aggressively taking market share through price re-positioning or price wars generally reduce the overall profit pool of the market and may impact delivery of the Group's profits. This may also lead to a decline in sales volume, loss of market share, impact delivery of the Group's ESG agenda, erosion of its portfolio mix and reduction of funds available for investment in growth opportunities.

Risk: Funding, liquidity and interest rate risks

Description

The Group cannot be certain that it will have access to bank financing or to the debt and equity capital markets at all times and is therefore subject to funding and liquidity risks. In addition, the Group's access to funding may be affected by restrictive covenants to which it is subject under some of its credit facilities. Furthermore, failure to appropriately engage with investors' and lenders' sustainability criteria and concerns may impact BAT's credit ratings, access to funding, or may result in an increase in the cost of funding.

The Group is also exposed to increases in interest rates in connection with both existing floating rate debt and future debt refinancings. Recently, after an extended period with historically low interest rates, interest rates have increased substantially and may further increase in the future.

Furthermore, the Group operates in several markets closely regulated by governmental bodies that intervene in foreign exchange markets by imposing limitations on the ability to transfer local currency into foreign currency and introducing other currency controls that expose cash balances to devaluation risks or that increase costs to obtain hard currency. As a result, the Group's operational entities in these markets may be restricted from using End Market cash resources to pay for imported goods, dividend remittances, interest payments and royalties. The inability to access End Market cash resources in certain markets contributes to the Group's funding and liquidity risks.

Compliance with sanctions and the restrictive policies of banks to facilitate transactions that are sanctions sensitive, can also restrict the ability to transfer and use cash that is sanctions sensitive. Anti-money laundering legislation can lead to additional restrictions relating to the payment and receipt of funds for both BAT as well as its business partners.

In addition, the Group's further development into the cannabis sector may lead to inaccessible proceeds from this activity, and such activity may expose the Group to further regulatory and legal risks due to different local and international laws. The Group may also face reputation and compliance issues due to various levels of acceptance of the cannabis sector by stakeholders which may restrict bank and/or investor access.

Impact

Adverse developments in the Group's funding, liquidity and interest rate environment may lead to shortages of cash and cash equivalents needed to operate the Group's business and to refinance its existing debt. Inability to fund the business under the Group's current capital structure, failure to access funding and foreign exchange or increases in interest rates may also have an adverse effect on the Group's credit rating, which would in turn result in further increased funding costs and may require the Group to issue equity or seek new sources of capital. Although the Group currently benefits from investment grade ratings from Moody's, S&P and Fitch in 2022, S&P revised its outlook from stable to negative and maintained this outlook for 2023 as well. Any downgrade of the Group's credit ratings or loss of investment grade status could materially increase the Group's financing costs. Non-compliance with the Group's covenants under certain credit facilities could lead to an acceleration of its debt.

All these factors may have material adverse effects on the Group's results of operations and financial conditions and cause the Group to fail to deliver on its strategic growth plans. These conditions could also lead to underperforming bond prices and increased yields.

In the case of funding or liquidity constraints, the Group may also suffer reputational damage due to its perceived failure to manage the financial risk profile of its business, which may result in an erosion of shareholder value reflected in an underperforming share price, and/or underperforming bond prices and higher yields. In addition, the Group's ability to finance strategic opportunities or respond to threats may be impacted by limited access to funds.

Other Information

Group Risk Factors

Continued

Economic and Financial Risks continued

Risk: Failure to achieve growth through mergers, acquisitions, joint ventures, investments and other transactions

Description

The Group's growth strategy includes a combination of organic growth as well as mergers, acquisitions, joint ventures and investments. The Group may be unable to acquire or invest in attractive businesses on favourable terms and may inappropriately value or otherwise fail to identify or capitalise on growth opportunities. The Group may not be able to deliver strategic objectives and revenue improvements from business combinations, successfully integrate businesses it acquires or establishes, or obtain appropriate regulatory approvals for business combinations. Risks from integration of businesses also include the risk that the integration may divert the Group's focus and resources from its other strategic goals. Furthermore, transactions may include risks associated with an unpredictable regulatory landscape, such as bans or more restrictive regulations which come into force after the acquisition.

Additionally, the Group could be exposed to financial, legal or reputational risks if it fails to appropriately consider and address any compliance, antitrust or sustainability aspects of a transaction or planned transaction. Further, the Group has certain uncapped indemnification obligations in connection with divestitures and could incur similar obligations in the future.

Impact

Any of the foregoing risks could result in increased costs, decreased revenues or a loss of opportunities and have an adverse effect on the Group's results of operations and financial condition, and in the case of a breach of compliance, product regulation or antitrust regulation, could lead to reputational damage, fines and potentially criminal sanctions and an adverse impact on the Group's sustainability priorities. This may impact the Group's ability to compete in the long-term.

Inability to execute planned divestments, or poorly executed divestments, may not deliver fair value, or may result in loss of potential sale proceeds resulting in fewer resources to drive quality growth or meet other corporate targets.

The Group may become liable for claims arising in respect of conduct prior to any merger or acquisition of businesses if deemed to be a successor to the liabilities of the acquired company or indemnification claims relating to divestitures, and any resulting adverse judgment against the Group may adversely affect its results of operations and financial condition and cause the Group to fail to deliver on its strategic growth plans.

Please refer to note 31 on page 286 in the Notes on the Accounts for details of contingent liabilities applicable to the Group.

Risk: Unforeseen underperformance in key global markets

Description

A substantial majority of the Group's profit from operations is based on its operations in certain key markets, including the U.S. A number of these markets are declining for a variety of factors, including price increases, restrictions on advertising and promotions, smoking prevention campaigns, increased pressure from anti-tobacco groups, accelerated migration to reduced risk products, increasing prevalence of non-compliant New Categories competitors, and private businesses adopting policies that prohibit or restrict, or are intended to discourage, smoking and tobacco use.

Economic and political factors affecting the Group's key markets include the prevailing economic climate, governmental austerity measures, levels of employment, inflation, governmental action to increase minimum wages, employment costs, interest rates, raw material costs, consumer confidence and consumer pricing.

Impact

Any change to the economic and political factors in any of the key markets in which the Group operates could affect consumer behaviour and have an impact on the Group's results of operations and financial condition and cause the Group to fail to deliver on its strategic growth plans.

Risk: Increases in net liabilities under the Group's retirement benefit schemes

Description

The Group currently maintains and contributes to defined benefit pension plans and other post-retirement benefit plans that cover various categories of employees and retirees worldwide. The Group's obligations to make contributions under these arrangements may increase in the case of increases in pension liabilities, decreases in asset returns, salary increases, inflation, decreases in long-term interest rates, increases in life expectancies, changes in population trends and other actuarial assumptions.

Please refer to the information under the caption 'Retirement benefit schemes' on page 217 and to note 15 on page 248 in the Notes on the Accounts for details of the Group's retirement benefit schemes.

Impact

Higher contributions to the Group's retirement benefit schemes could have an adverse impact on the Group's results of operations, financial condition and ability to raise funds and cause the Group to fail to deliver on its strategic growth plans.

Product pipeline, commercialisation and Intellectual Property risks

Risk: Inability to predict consumers' changing behaviours and launch innovative products that offer adult tobacco and nicotine consumers meaningful value-added differentiation

Description

The Group focuses its research and development activities on both creating new products, including New Categories and Beyond Nicotine products, whilst maintaining and improving the quality of its existing products. In a competitive market, the Group believes that innovation is key to growth. The Group considers that one of its key challenges in the medium and long term is to provide adult tobacco and nicotine consumers with high-quality products that take into account their changing preferences and expectations, including those in relation to sustainability, while complying with evolving regulation.

Predicting consumers' changing needs and behaviours across categories is a critical requirement for the Group's development. The Group may fail to predict consumers' changing needs and behaviours across categories and fail to deliver its strategy effectively.

The Group continues to develop and roll-out its New Categories portfolio which requires significant investment. The Group may be unsuccessful in developing and launching innovative products or maintaining and improving the quality of existing products across Combustibles, New Categories and Beyond Nicotine that offer consumers meaningful value-added differentiation. The Group may fail to keep pace with innovation in its sector or changes in consumer expectations and is also exposed to the risk of an inability to build a sufficiently strong brand equity through social media and other digital tools to successfully compete. There are potential bans and restrictions in key markets on using social media to advertise and communicate. Competitors may be more successful in predicting changing consumer behaviour or better able to develop and roll-out consumer-relevant products and may be able to do so more quickly and at a lower cost.

In addition, the Group devotes considerable resources to the research and development of innovative products that may have the potential to reduce the risks of smoking-related diseases. The complex nature of research and development programmes necessary to satisfy emerging regulatory and scientific requirements creates a substantial risk that these programmes will fail to demonstrate health-related claims regarding New Categories and Beyond Nicotine or to achieve adult tobacco consumer, regulatory and scientific acceptance.

Furthermore, the regulatory environment impacting Non-Combustible tobacco products, Vapour products and other non-tobacco nicotine products and Beyond Nicotine, including classification of products for regulatory and excise purposes, is still developing and it cannot be predicted whether regulations will permit the marketing of such products in any given market in the future. Categorisation as medicines, for example, and restrictions on advertising could stifle innovation, increase complexity and costs and significantly undermine the commercial viability of these products. Alternatively, categorisation of any New Categories, as tobacco products for instance, could result in the application of onerous regulation, which could further stifle uptake.

Impact

The inability to timely develop and roll out innovations or products in line with consumer demand, including any failure to predict changes in adult tobacco consumer and societal behaviour and expectations and to fill gaps in the product portfolio, as well as the risk of poor product quality, could lead to missed opportunities, under- or over-supply, loss of competitive advantage, unrecoverable costs and/or the erosion of the Group's consumer base or brand equity.

Restrictions on packaging and labelling or on promotion and advertising could impact the Group's ability to communicate its innovations and product differences to adult tobacco consumers, leading to unsuccessful product launches. An inability to provide robust scientific results sufficient to substantiate health-related product claims poses a significant threat to the ability to launch innovative products and comply with emerging regulatory and legal regimes.

The occurrence of any of the above effects could in turn have an adverse effect on the Group's results of operations and financial condition and cause the Group to fail to deliver on its strategic growth plans.

In addition, there may be loss of investors' confidence in ESG performance, including failure to deliver our corporate purpose of harm reduction.

Other Information

Group Risk Factors

Continued

Product pipeline, commercialisation and Intellectual Property risks continued

Risk: Exposure to risks associated with intellectual property rights, including the failure to identify, protect and prevent infringement of the Group's intellectual property rights and potential infringement of, or the failure to retain licences to use, third-party intellectual property rights

Description

The Group relies on trademarks, patents, registered designs, copyrights, domain names and trade secrets. The brand names under which the Group's products are sold are key assets of its business. The protection and maintenance of these brand names and of the reputation of these brands is important to the Group's success. Protection of intellectual property rights is also important in connection with the Group's innovative products, including New Categories.

The Group is exposed to the risk of infringements of its intellectual property rights by third parties due to limitations in judicial protection, failure to identify, protect and register its innovations and/or inadequate enforceability of these rights in some markets in which the Group operates.

The Group currently is involved in various patent infringement litigation proceedings in several countries related to the Group's New Categories inventions and products. This litigation involves both claims by the Group that competitors are infringing the Group's patents and claims by competitors that the Group is infringing competitors' patents. From time to time, the Group settles such litigation. In February 2024, a Group subsidiary entered into a settlement agreement with an indirect wholly-owned subsidiary of Philip Morris International Inc. (PMI). Pursuant to this agreement (the Settlement Agreement), among other things, both parties agreed to take all actions, as necessary, to dismiss certain pending legal proceedings between the parties and certain of their affiliates concerning certain Vapour and Heated Products (HP) with prejudice and without admission of liability, to fully and finally discharge without admission of liability any injunctions granted to the parties and their respective affiliates in such proceedings, and mutually release each other from presently known and past, present and future claims arising out of or relating to, among other things, such proceedings, the infringement of the patents at issue in the proceedings and certain intellectual property rights relating to certain products existing on or before a specified date. The parties have also agreed to covenants not to sue, on a perpetual, royalty-bearing or royalty-free basis, as the case may be, in respect of patents associated with certain existing or changed Vapour or HP products. The parties have also agreed to covenants not to sue on a perpetual, royalty free basis and in respect of, among other things, the manufacture of products, accessories, replacement parts and upgrade parts, or their respective components, and research and development of such products, accessories and parts, or their respective components. Please refer to note 31 on page 286 in the Notes on the Accounts for details of contingent liabilities relating to patent litigation and related settlements applicable to the Group.

Some brands and trademarks under which the Group's products are sold are licensed for a fixed period of time in certain markets. If any of these licences are terminated or not renewed after the end of the applicable term, the Group would no longer have the right to use, and to sell products under, those brand(s) and trademark(s).

In addition, as third party rights are not always identifiable, the Group may be subject to claims for infringement of third party intellectual property rights.

Impact

Any erosion in the value of the Group's brands or innovations, or failure to obtain or maintain adequate protection of intellectual property rights for any reason, or the loss of brands, trademarks or other intellectual property rights under licence to Group companies, may have a material adverse effect on the Group's market share, results of operations and financial condition. Any inability to appropriately protect the Group's products and key innovations will also limit its growth and affect competitiveness and return on innovation investment.

Any infringement of third-party intellectual property rights could result in interim or final injunctions, product recalls, legal liability and the payment of damages, any of which may disrupt operations, negatively impact the Group's reputation and have an adverse effect on its results of operations and financial condition and cause the Group to fail to deliver on its strategic growth plan. Litigation (even where successful) results in an intensive use of resources and management time leading to potential disruption. In addition, although intellectual property-related settlements, such as the Settlement Agreement, allow the Group to focus on developing innovative product solutions, they could also have an adverse effect on the Group's results of operations and financial condition. For example, the payment of royalties would create higher costs for the Group, whereas the grant of licenses and/or covenants not to sue could result in a competitive advantage of the Group's competitors which, in turn, could result in lower demand for the Group's own products and cause the Group to fail to deliver on its strategic growth plans.

Regulation of the Group's Business

Overview

The Group's businesses operate under increasingly stringent regulatory regimes worldwide. The tobacco and nicotine industry is one of the most highly regulated in the world, with manufacturers required to comply with a variety of different regulatory regimes across the globe. The Group continues to respond to these regimes and engages with governments and other regulatory bodies to find solutions to changing regulatory landscapes. Restrictions on the manufacture, sale, marketing and packaging of tobacco and non-tobacco nicotine products are in place in nearly all countries and markets.

Regulation can typically be categorised as follows:

Category Bans: including regulations that ban the sale, import, possession, or use of certain product categories, including entire bans on New Category or novel products;

Place: including regulations restricting smoking and vaping in private, public and work places (e.g. public place smoking and vaping bans);

Product: including regulations on the use of ingredients, product design and attributes (e.g. machine measured ceilings regarding tar, nicotine and carbon monoxide yields for cigarettes and restrictions on nicotine strength for non-tobacco nicotine products, as well as restrictions on flavours); product safety regulations (e.g. the EU's General Product Safety Directive (2001/95/EC), electrical safety regulations and reduced ignition propensity standards for cigarettes); regulatory product disclosure requirements (e.g. in relation to ingredients and emissions); and bans of entire product categories (e.g. bans on the manufacture, import, and sale, of Non-Combustible tobacco products or non-tobacco nicotine products);

Packaging and labelling: including regulations on health warnings and other government-mandated messages (e.g. in respect of content, positioning, size and rotation); restrictions on the use of certain descriptors and brand names; requirements on pack shape, size, weight and colour and plain packaging of products; and marking requirements relating to single-use plastics;

Sponsorship, promotion and advertising: including partial or total bans on tobacco and/or non-tobacco nicotine product advertising, marketing, promotions and sponsorship and restrictions on brand sharing and stretching (the latter refers to the creation of an association between a tobacco product and a non-tobacco product by the use of tobacco branding on the non-tobacco product);

Purchase: including regulations on the manner in which tobacco products and non-tobacco nicotine products are sold, such as type of outlet (e.g. supermarkets and vending machines); how they are sold (e.g. above-the-counter versus beneath-the-counter); and restrictions on adult purchase (e.g. generational bans which preclude the sale and supply of tobacco products to individuals born after a certain year);

Price: including regulations which have implications for the prices that manufacturers can charge for their tobacco products and non-tobacco nicotine products (e.g. excise taxes and minimum prices); and

Responsibility: including regulations introducing Extended Producer Responsibility schemes on cigarette manufacturers to cover the cost to clean up cigarette waste (see Single Use Plastics Directive (EU) 2019/904); and equipment-related cost sharing obligations to fight illicit trade (see Article 15.7 of EU Tobacco Products Directive 2014).

In addition, the Group operates a number of global policies, and in some cases its businesses have also entered into voluntary agreements, which may impose more onerous obligations or standards than those imposed by local legislation.

World Health Organization Framework Convention on Tobacco Control

Much of the recent development in regulation at a global level has been driven by the World Health Organization Framework Convention on Tobacco Control (FCTC). The FCTC came into force in 2005 and contains provisions aimed at, among other things, reducing tobacco consumption and exposure to tobacco smoke. The original treaty is supplemented by one protocol (on illicit trade) and guidelines on the implementation of several of the treaty obligations. While the guidelines are not legally binding, they provide recommendations for Parties on the implementation of specific provisions of the FCTC.

To date, the FCTC has been ratified by 183 countries, not including the U.S. The FCTC has led to increased efforts by tobacco control advocates and public health organisations to encourage governments to further regulate the tobacco and nicotine industry. As national regulations increasingly reflect global influences, the scope of areas regulated will likely further expand. The guidelines on advertising, promotion, and sponsorship, for example, seek to broaden the definition of tobacco advertising to include product display, the use of vending machines as well as the design of the pack itself. Where adopted by the Parties, a number of the measures referred to in the guidelines may result in either additional costs for the tobacco industry or restrictions on a manufacturer's ability to differentiate its products and communicate those differences to adult smokers. The World Health Organization and other public health organisations have recently focused their efforts on attempting to widen the scope of the FCTC beyond the text of the Convention to include Reduced Risk Products (RRPs), including adopting a decision that tobacco heated products (THPs) should be subject to the FCTC; recommending that governments adopt stricter regulations of RRP; and applying existing cigarette regulations to RRP. All engagement efforts of the tobacco industry are being closely monitored by these organisations and are often (incorrectly) labelled as unlawful industry interference. In turn, this has an impact on the willingness of Parties to engage with the industry, which limits the opportunity for the industry to provide input into the development of regulation.

The last biannual session of the Conference of the Parties to the FCTC took place in November 2021 (COP9). Due to the virtual nature of the meetings most substantive discussions have however been postponed to COP10, which was scheduled to take place in November 2023 in Panama, but was postponed until February 2024 due to internal security and organisational concerns in Panama (save for a de minimis budget focused meeting).

EU Tobacco and Related Products Directive (2014/40/EU)

A revised EU Tobacco and Related Products Directive (2014/40/EU) (TPD2) was adopted in April 2014 for transposition into EU Member States' law by May 2016. Provisions of TPD2 include: large combined pictorial and textual health warnings covering 65% of the two main pack surfaces (front and back) for cigarettes; restrictions on pack shape and size, including minimum pack sizes of 20 sticks for cigarettes and 30g for roll-your-own and make-your-own tobacco; ingredients reporting; "tracking and tracing" requirements; and for e-cigarettes: nicotine limits, pre-market notification, ingredients reporting and advertising restrictions. Among other things, TPD2 bans the sale of cigarettes and roll-your-own tobacco with a characterising flavour. Enforcement of the ban in relation to menthol-flavoured cigarettes was delayed until May 2020, but those products are now also banned (see "Regulation of Ingredients, Including Flavoured Tobacco Products and RRP").

TPD2 seeks to ensure that the same rules apply in the same way across all EU Member States, but it leaves open to individual Member States the possibility of further standardising the packaging of tobacco products and applying other requirements not regulated by TPD2, provided these are compatible with EU law.

Other Information

Regulation of the Group's Business Continued

The European Commission published its Article 28 report on the application of TPD2 on 20 May 2021. The report concluded that TPD2 helped decrease smoking rates and tobacco use but that more efforts are needed, particularly in relation to enforcement at national level and new market developments, such as novel tobacco products. Currently, the preparations of a revised EU Tobacco Products Directive are progressing, with estimated adoption in 2025. TPD2 might be replaced with a directly applicable regulation instead of a directive, following which transposition in Member States would no longer be required. It is anticipated that this new directive or regulation will include the following provisions: plain packaging for combustibles; more regulation of ingredients, including a ban on the use of any menthol for combustibles at the EU level; regulation of flavours and nicotine-free liquids for e-cigarettes at the EU level; more stringent advertising restrictions for e-cigarettes; stricter regulations for THPs; and regulation of oral nicotine pouches at the EU level.

Single-Use Plastics

The Single Use Plastics Directive (EU) 2019/904 (the SUP Directive) entered into force on 2 July 2019. The SUP Directive requires that EU Member States introduce Extended Producer Responsibility (EPR) schemes covering the cost to clean up litter and the application of on-pack marking requirements for tobacco product filters. Member States had to transpose the SUP Directive into national law by 3 July 2021, with an implementation deadline of 3 July 2021 for pack marking requirements and of 5 January 2023 for EPR schemes. Member States are late on transposition and implementation, with the practical consequence that EPR schemes will go live with several months delays on average. The European Commission is also late in its issuance of guidelines on the criteria for the costs of cleaning up litter, which should have been issued prior to the anticipated implementation deadline for EPR schemes. France was the only Member State to not await the 5 January 2023 deadline and, in December 2020 and February 2021, it implemented EPR schemes for, among others, cigarette manufacturers. These regulations are currently being challenged before the French Council of State. Other governments have passed or are considering similar legislation including Canada, Russia, South Korea, and various levels of government in the U.S.

Restrictions on Smoking in Private, Public and Workplaces

The Group operates in a number of markets which have in place restrictions on smoking and vaping in certain private, public and workplaces, including restaurants, bars, beaches and nightclubs. While these restrictions vary in scope, extensive public and workplace smoking and vaping bans have been enacted in markets including the U.S., Canada, the UK, France, Spain, New Zealand and Australia. Restrictions on smoking and vaping in private have also been adopted or proposed, and typically take the form of prohibitions on smoking and vaping in cars or residential homes when children are present, and/or smoking and vaping within a certain distance from specified public places (such as primary schools).

Regulation of Ingredients, Including Flavoured Tobacco Products

A number of countries have restricted or banned, and others are seeking to restrict or ban, the use of certain flavours or ingredients in cigarettes and other tobacco products, on the basis that such flavoured products are alleged to appeal disproportionately to minors, act as a catalyst for young people taking up smoking and/or increase the addictiveness or toxicity of the relevant product. To the extent flavours are permitted, this is often restricted to tobacco and/or menthol flavours only.

Such restrictions have been enacted in markets including the U.S., Canada, Australia and Türkiye. An ingredients ban in Brazil, which would ban the use of certain ingredients with flavouring or aromatic properties, including menthol, is not currently in force due to ongoing legal challenges. TPD2 similarly bans in the EU the manufacture and sale of cigarettes and roll-your-own tobacco with a characterising flavour other than tobacco. A number of the above regulations are subject to ongoing legal challenges (see "The U.S." for information pertaining to the regulation of menthol in that market).

Regulators in Europe are increasingly seeking to ban the use of flavours in Vapour products and other RRP, except for non-tobacco and menthol (see "Reduced Risk Products"). For example, Hungary, Finland, the Netherlands, Denmark and Norway have adopted, or are considering adopting, bills banning flavours in Vapour products. BAT is exploring its legal options in relation to these new regulations.

The European Commission has also produced a Commission Delegated Directive (the "Delegated Directive") amending TPD2 to withdraw certain exemptions in respect of THPs. The Delegated Directive, which has now been transposed into national law in a number of Member States, extends the prohibition of tobacco products with a characterising flavour (which currently applies to cigarettes and hand rolling tobacco) to THPs. BAT is challenging the validity of the Delegated Directive in the High Court of Ireland which has determined to refer questions regarding the legality of the Delegated Directive to the Court of Justice of the European Union.

Further legislation on ingredients, both for factory made cigarettes and RRP, is expected. The Conference of Parties to the FCTC tasked a working group to further elaborate the partial guidelines on the regulation of the contents of tobacco products and tobacco product disclosures (see Articles 9 and 10 of the FCTC). The work of this group was suspended in 2018 and an expert group was created to examine the reasons for low implementation of Articles 9 and 10, and related partial guidelines. This expert group presented its report in 2021, but the substantive discussions by the Conference of Parties of this report have been postponed to COP10 (see "World Health Organization Framework Convention on Tobacco Control"). Furthermore, several regulators in EU Member States have also taken action, or are considering taking action, to ban low menthol products, or products using other coolants, from the market. For example, in Belgium, the regulator banned all cigarettes and other tobacco products that include components with cooling and/or alleged analgesic effects.

Plain and Standardised Packaging

Plain (or "standardised") packaging generally refers to a ban on the use of trademarks, logos and colours on packaging other than the use of a single colour and the presentation of brand name and variant in a specified font, size and location(s). The presentation of individual cigarettes may be similarly restricted. Plain packaging is high on the agenda of tobacco control groups, and the non-binding FCTC guidelines recommend that the Parties consider introducing plain packaging.

As of 5 January 2024, 26 countries have implemented plain packaging (including Australia, Belgium, Canada, Denmark, France, Ireland, New Zealand, the Netherlands, Saudi Arabia, Singapore, Türkiye, and the UK), with a further nine countries examining legislation to introduce the measure. Countries, territories and states that are currently considering adopting plain packaging legislation include, but are not limited to, Argentina, India, Ecuador, Panama, Brazil, Chile, Spain and South Africa. Others, such as South Korea and Colombia, are considering implementing increased graphic health warnings. Also, RRP are increasingly facing plain packaging regulations (see "Reduced Risk Products"). Denmark fully implemented plain packaging for Vapour Products and Heated Products in 2022, followed by Finland in 2023, while legislation introducing plain packaging for Vapour Products is due to come into effect in Norway in 2024. Other countries which already require plain packaging for Heated Products include Canada and Israel.

Product Display Bans at Point of Sale and Licensing Regimes

Product display bans at point of sale and licensing regimes have become relatively commonplace for combustible tobacco products and have been implemented for several years in a number of countries both at national and state levels, including in Norway, Iceland, Finland, New Zealand, Thailand, Canada, Australia, and the UK. The Danish bill (referenced above) also introduced a product display ban for RRP¹. A large number of countries, such as Hungary, Finland and Spain, have also sought to restrict the supply of tobacco products, including through the adoption of licensing regimes limiting the number of retail outlets from which it is possible to purchase tobacco products and/or by prohibiting the sale of tobacco products within a certain distance of specified public places.

Illicit Trade

The illegal market for tobacco products is an increasingly important issue for governments and the industry across the world.

Euromonitor International estimates that, in 2021, approximately 350 billion cigarettes (excl. China) were smuggled, manufactured illegally or counterfeited. A number of governments, regulators and organisations have or are considering adopting regulation to support anti-illicit trade activities. Among other forms, such regulation may comprise mandatory “tracking and tracing” requirements, enabling regulators to identify the point at which any seized product left the legal supply chain, security features to combat counterfeiting and inspection and authentication obligations in respect of seized product. The TPD2, for example, requires that all unit packets of tobacco are marked with a unique and irremovable identifier, which when scanned provides various information about that product’s route-to-market.

In November 2012, the FCTC Parties adopted the Protocol to Eliminate Illicit Trade in Tobacco Products which includes a raft of supply chain control measures, including the implementation of “tracking and tracing” technologies. The Protocol entered into force on 25 September 2018 and was considered at the first session of the Meeting of the Parties to the Protocol in October 2018. The second session of the Meeting of the Parties to the Protocol took place in November 2021, and the third session is scheduled to take place in 2024 in Panama. As of 8 January 2024, 68 parties, including the EU, have ratified the Protocol.

Reduced-Risk Products¹ (“RRPs”)

As the Vapour category has grown in size and complexity in a relatively short period of time, a consensus framework for regulation and taxation has yet to emerge. The TPD2, for example, establishes frameworks for the regulation of novel tobacco products and e-cigarettes, introducing nicotine limits, health warnings requirements, advertising bans and pre-market notification and post-market disclosure obligations. As noted above, the World Health Organization and other public health organisations have recently focused their efforts on attempting to widen the scope of the FCTC beyond the text of the Convention to include RRP¹ (see “World Health Organization Framework Convention on Tobacco Control”).

In countries where the sale of Vapour products is permitted, governments are increasingly seeking to more strictly regulate these products, including by adopting or seeking to adopt bans on vaping in public places, bans or restrictions on flavours or other restrictions such as plain packaging and retail display and advertising bans. A number of governments have also announced plans to restrict the sale of single-use e-cigarettes. Conversely, some governments have expressly banned or are seeking to ban RRP¹ (such as Hong Kong), while others restrict their sale as medicinal products (such as Australia).

Mexico has issued a series of decrees and more recently a law to ban the importation and sale of vaping products, including e-cigarettes, but legal challenges have been successful as tribunals found the absolute ban to be unconstitutional. Appeals by the government are ongoing.

Also, other RRP¹, such as nicotine pouches and THPs, are facing increasing scrutiny by regulators. In countries such as Belgium, Germany, and the Netherlands, regulators have sought to classify oral nicotine pouch products as food stuff, tobacco substitutes or medicinal products and ban these products from the market. The Belgian authorities, for example, first clarified that oral nicotine pouches should not be classified as medicinal products. However, nicotine pouches have now been banned in Belgium as impermissible tobacco substitutes. We expect tobacco-free nicotine pouches to be regulated at a European level as part of the next revision of the Tobacco Products Directive. In Germany and Hungary, THPs have faced being classified in the same way as traditional combustible tobacco products, with the potential consequence of facing the same restrictions and excise categories. However, in 2021, the Administrative Court of Braunschweig (Germany) concluded that THPs are smokeless because they do not involve a combustion process (Judgment of 23 September 2021²). The federal German regulator did not appeal this judgment.

Generational Bans

A recent regulatory measure that some countries (such as the United Kingdom, Denmark, New Zealand and Malaysia) have considered or are currently considering involves the prohibition on sales and supply of tobacco and/or nicotine products to persons of a certain age that will follow them throughout their lifetime. This regulatory measure is referred to as a “generational ban” and entails that persons born on or after a certain date would never be able to lawfully be sold tobacco products. Over time, as more and more persons become subject to the ban, the pool of consumers for tobacco products would grow ever smaller. BAT is continuing to monitor this situation and whether other governments will follow suit with similar measures. Although the new government from New Zealand recently announced that the relevant act would be repealed, New Zealand had approved legislation banning anyone born after 1 January 2009 from buying tobacco products, imposing a retail limit of 600 retailers across New Zealand from 1 July 2024, and implement a nicotine limit in smoked tobacco to 0.8 mg/g (~5% of current levels) from 1 April 2025. In the meantime, the UK government has announced its intention to impose a similar generational ban preventing people born after 1 January 2009 from buying tobacco products, including THPs, when they come of age (18 years old). The consultation process is ongoing and a regulatory impact assessment should be published in due course.

The U.S.

Through the Reynolds American Inc. (RAI) subsidiaries, the Group is subject to U.S. federal, state, and local laws and regulations. The Family Smoking Prevention and Tobacco Control Act (FSPTCA), which was enacted in 2009, grants the U.S. Food & Drug Administration (FDA) broad authority over the manufacture, sale, marketing, and packaging of tobacco products but limited the Agency’s authority to cigarettes, smokeless tobacco products, cigarette tobacco and roll-your-own tobacco products. Key elements of the FSPTCA include: filing of facility registrations, product listing, constituent testing and ingredient information; obtaining the FDA’s clearance for all new products and product modifications; banning all characterising flavours other than tobacco or menthol in cigarettes; establishing “user fees” to fund the FDA’s regulation of tobacco products; increasing the health warning size on cigarette packs with the option to introduce pictorial health warnings; implementing good manufacturing practices; revising the labelling and advertising requirements for smokeless tobacco products; and requiring the study of menthol. The U.S. Congress did limit the FDA’s authority in two areas, prohibiting it from:

- Banning categories of tobacco products; and
- Requiring the reduction of nicotine yields of a tobacco product to zero.

Other Information

Regulation of the Group's Business Continued

On 10 May 2016, the FDA issued a final regulation, referred to as the Deeming Rule, deeming all remaining products that are "made or derived from tobacco" to be subject to the FDA's regulatory authority under the FSPTCA. The Deeming Rule became effective as of 8 August 2016, though each requirement of the Deeming Rule had its own compliance date. Such "deemed" tobacco products subject to the FSPTCA include, among others, electronic nicotine delivery systems (including e-cigarettes, e-hookah, e-cigars, vape pens, advanced refillable personal vapourisers, electronic pipes and e-liquids mixed in vape shops), certain dissolvable tobacco products, cigars, and pipe tobacco.

The "grandfathered" (now called "pre-existing products") date under the Final Rule for newly deemed products remained the same as the "grandfathered" date for those tobacco products already subject to the FSPTCA – 15 February 2007 (known as "Pre-Existing Tobacco Products"). Any tobacco product that was not legally marketed as of 15 February 2007 is considered a new tobacco product subject to premarket review by the FDA. The FDA established a compliance policy allowing all newly deemed tobacco products that were on the market as of 8 August 2016 to remain on the market so long as the manufacturer filed a Premarket Tobacco Product Application (PMTA) by a specific deadline (9 September 2020).

In October 2019, R. J. Reynolds Vapour Company filed PMTAs for Vuse Solo. Based upon requirements of the FSPTCA that must be addressed in PMTAs, and the FDA's Guidance regarding the type of evidence required for such applications, the costs of preparing a PMTA are significant. R. J. Reynolds Vapor Company thereafter filed PMTAs for the remaining Vuse products (Vibe, Ciro, and Alto) and the Velo products (pouch and lozenge) by the September 2020 deadline. Certain additional data from ongoing research relevant to the Alto and Velo applications were submitted as amendments to the PMTAs during the FDA review process.

The FDA issued marketing granted orders for the Vuse Solo device and its tobacco ('original') flavour in October 2021, but issued a marketing denial order for Vuse Solo flavours other than menthol (which were not on the market). That denial is being appealed with the FDA. In May 2022, the FDA issued marketing granted orders for tobacco flavoured Vuse Vibe and Ciro but issued a marketing denial order for flavours other than menthol (which were not on the market). R. J. Reynolds Vapor Company has appealed the denials issued for the relevant Vuse Vibe and Ciro products by requesting further Agency review. We have received and are challenging the FDA's marketing denial orders dated January 2023 related to Vibe and Ciro (menthol variants). In October 2023, the FDA issued a marketing denial order for Vuse Alto menthol. We have received court-ordered stays of enforcement of the FDA's denial orders for menthol Vuse Alto, Ciro, and Vibe products, which means these Vuse menthol products can continue to be marketed and sold while the judicial review process continues. There can be no assurance that the Vuse menthol or other flavours appeals will succeed. The Vuse Alto device as well as Vuse Alto Rich Tobacco and Golden Tobacco products remain under the FDA's review. There can be no assurance that these authorisations will be granted. Similarly, the Group's Velo products remain on the market in the U.S., again pending the FDA's decisions on their premarket tobacco product applications and there can be no assurance these applications will be granted. If the FDA denies a marketing authorisation, then the relevant product(s) would need to be withdrawn from the market (unless a court, or the agency via supervisory review, intervenes).

Legislation granting the FDA authority over synthetic nicotine products (products containing nicotine not "made or derived from tobacco") went into effect in April 2022, which required manufacturers of such products to file PMTAs by a May 2022 deadline.

Comprehensive plan for tobacco and nicotine regulation

On 28 July 2017, the FDA announced its intent to develop a comprehensive plan for tobacco and nicotine regulation that recognises the continuum of risk for nicotine delivery. As part of that plan, the FDA planned to publish an Advance Notice of Proposed Rulemaking (ANPRM) to seek public input regarding the potential health benefits and possible adverse effects of lowering the level of nicotine in combustible cigarettes. The FDA also announced its intent to issue ANPRMs requesting public stakeholder input on the impact of flavours (including menthol) in increased initiation among youth and young adults as well as assisting adult smokers to switch to potentially less harmful forms of nicotine delivery, and the patterns of use and public health impact of premium cigars.

This follows on from the FDA's decision to issue its own preliminary scientific evaluation regarding menthol cigarettes in 2013, which concluded that menthol cigarettes adversely affect initiation, addiction and cessation compared to non-menthol cigarettes. In January 2018, the FDA held a public hearing to obtain input from a broad group of stakeholders on ways to streamline the regulatory process for the issuance of therapeutic claims for nicotine products. In March 2018, the Agency issued three ANPRMs, seeking information on (1) the lowering of nicotine levels to non-addictive or minimally addictive levels, (2) the impact of flavours (including menthol) in increased initiation among youth and young adults as well as assisting adult smokers to switch to potentially less harmful forms of nicotine delivery, and (3) the patterns of use and public health impact of premium cigars. In April 2022, the FDA published a proposed product standard that would ban menthol as a characterising flavour in cigarettes. The FDA accepted public comment on this proposed rule through to August 2022. RAI Services Company submitted a detailed comment to the FDA (available on the U.S. Government's Regulations website) opposing the proposed rule as unsupported by existing scientific evidence and with the potential for negative unintended consequences. In December 2022, the sale of all tobacco products with characterising flavours other than tobacco (including menthol) were banned in the state of California.

Additional regulation

In addition to the ANPRMs on reduced nicotine products and flavours, in April 2019, the FDA issued a proposed rule on the format and content of reports to demonstrate substantial equivalence. This follows on from the FDA's previous statements regarding the development of foundational rules so as to provide clarity and predictability to the tobacco product submission process, including not only substantial equivalence applications but new product applications as well as MRTP applications. In September 2019, the FDA published a proposed rule on the format and content of PMTAs. The final foundational rules for substantial equivalence and PMTAs were published on 5 October 2021 and became effective on 4 November 2021. The FDA has not yet promulgated its proposed rule for MRTP applications.

Under the FSPTCA, for a manufacturer to launch a new tobacco product or modify an existing tobacco product after 22 March 2011, the manufacturer must obtain an order from the FDA authorising the new or modified product to be marketed. Similarly, a manufacturer that introduced a cigarette or smokeless tobacco product between 15 February 2007 and 22 March 2011 was required to file a substantial equivalence report with the FDA demonstrating either (1) that the new or modified product had the same characteristics as a product commercially available as at 15 February 2007, referred to as a predicate product, or (2) if the new or modified product had different characteristics than the predicate product, that it did not raise different questions of public health. A product subject to such report is referred to as a provisional product. A manufacturer may continue to market a provisional product unless and until the FDA issues an order that the provisional product is not substantially equivalent, in which case the FDA could then require the manufacturer to remove the provisional product from the market. Many of the RAI subsidiaries' cigarette and smokeless tobacco products currently on the market are provisional products. In January 2017, the FDA issued its first proposed product standard whereby the Agency would require the reduction, over a three-year period, of the levels of N-nitrosornicotine (NNN) contained in smokeless tobacco products.

Since issuing this proposal, the Agency has simply stated that it is evaluating submitted comments. The FDA's semi-annual regulatory agenda has not listed the NNN proposal since its publication. Thus, it is not known whether or when this proposed rule will be finalised, and, if adopted, whether the final rule will be the same as or similar to the proposed rule. On 18 December 2017, the FDA accepted for review MRTP applications for six Camel Snus smokeless tobacco products. In 2018, the FDA began its review of these applications, which included facility inspections and a public meeting held 13-14 September 2018 before the Tobacco Product Scientific Advisory Committee to obtain its review and recommendation. These applications were withdrawn in Q4 2022.

On 18 March 2020, the FDA issued a rule mandating the incorporation on cigarettes packages of graphic health warnings. The rule required eleven new textual warnings, each accompanied by a specific graphic image, on the top 50% of the front and back of all cigarette packages, on the left 50% of the front and back of cigarette cartons, and the top 20% of all cigarette advertising, beginning 18 June 2021. On 3 April 2020, RAI subsidiaries R. J. Reynolds Tobacco Company and Santa Fe Natural Tobacco Company, in conjunction with several cigarette manufacturers and retailers, filed a lawsuit seeking to permanently enjoin implementation of the rule. The court, following multiple orders to delay the implementation of the rule, invalidated it as unconstitutional in December 2022. In February 2023, the FDA appealed this decision to U.S. Court of Appeals for the Fifth Circuit. Briefing concluded and oral argument took place on 5 December 2023.

On 6 December 2023, the Biden Administration released the Fall 2023 Unified Agenda. This is an outline of the Administration's upcoming regulatory priorities. As a part of this agenda, the FDA announced a plan to move forward with, among other proposals, a proposed rule reducing nicotine levels in cigarettes to "minimally or non-addictive" levels. The regulatory agenda anticipates a proposed nicotine rule in April 2024; however, the FDA has clarified that there is no precise date on which it plans to issue the proposed rule. The regulatory agenda also anticipates issuance in March 2024 of a final rule to ban menthol as a characterising flavour in cigarettes; however, the administration is not bound by this timeline.

Cigarettes and other tobacco products are subject to substantial taxes in the U.S. All states and the District of Columbia currently impose cigarette excise taxes. Certain city and county governments, such as those of New York City, Philadelphia, and Chicago, also impose substantial excise taxes on cigarettes sold in those jurisdictions. Also, all states and the District of Columbia currently subject smokeless tobacco products to excise taxes. Various states and the District of Columbia impose a tax on Vapour products, such as e-cigarettes, and many other states have proposed taxes on Vapour products. Currently, there is no federal tax on Vapour products.

State and local governments also consider and implement other legislation and regulation regarding the sale of tobacco products. Measures include, among others, limiting or prohibiting the sale of flavours in tobacco products, restricting where tobacco products may be sold and increasing the minimum age to purchase tobacco products.

The Group believes that, as a responsible business, it can contribute through information, ideas and practical steps, to help regulators address the key issues regarding its products, including underage access, illicit trade, product information, product design, involuntary exposure to smoke and the development of potentially less harmful products, while maintaining a competitive market that accommodates the significant percentage of adults who choose to be tobacco consumers. The Group is committed to working with national governments and multilateral organisations and welcomes opportunities to participate in good faith to achieve sensible and balanced regulation of traditional tobacco and potentially RRP¹.

Notes:

1. Based on the weight of evidence and assuming a complete switch from cigarette smoking. These products are not risk free and are addictive. Our Vapour product Vuse (including Alto, Solo, Ciro and Vibe), and certain products, including Velo, Grizzly, Kodiak, and Camel Snus, which are sold in the U.S., are subject to FDA regulation and no reduced-risk claims will be made as to these products without agency clearance.
2. Administrative Court Braunschweig - 4th Chamber, case No. 4 A 23/19, British American Tobacco (Germany) GmbH v. Federal Republic of Germany, represented by the Federal Office of Consumer Protection and Food Safety, 23 September 2021.

Other Information

Material Contracts

The Master Settlement Agreement & State Settlement Agreements

In 1998, the major U.S. cigarette manufacturers (including R.J. Reynolds Tobacco Company, Lorillard and Brown & Williamson, businesses which are now part of Reynolds American) entered into the Master Settlement Agreement ("MSA") with attorneys general representing most U.S. states and territories. The MSA imposes a perpetual stream of future payment obligations on the major U.S. cigarette manufacturers. The amounts of money that the participating manufacturers are required to annually contribute are based upon, among other things, the volume of cigarettes sold and market share (based on cigarette shipments in that year).

During 2012, R.J. Reynolds Tobacco Company, various other tobacco manufacturers, 17 states, the District of Columbia and Puerto Rico reached a final agreement related to Reynolds American's 2003 MSA activities, and three more states joined the agreement in 2013. Under this agreement, R.J. Reynolds Tobacco Company has received credits of more than US\$1 billion in respect of its Non-Participating Manufacturer ("NPM") Adjustment claims related to the period from 2003 to 2012. These credits have been applied against the company's MSA payments over a period of five years from 2013, subject to, and dependent upon, meeting the various ongoing performance obligations. During 2014, two additional states agreed to settle NPM disputes related to claims for the period 2003 to 2012. R.J. Reynolds Tobacco Company received US\$170 million in credits, which have been applied over a five-year period from 2014. During 2015, another state agreed to settle NPM disputes related to claims for the period 2004 to 2014. R.J. Reynolds Tobacco Company received US\$285 million in credits, which have been applied over a four-year period from 2016. During 2016, no additional states agreed to settle NPM disputes. During 2017, two more states agreed to settle NPM disputes related to claims for the period 2004 to 2014. R.J. Reynolds Tobacco Company received US\$61 million in credits, which have been applied over a five-year period from 2017. During 2018, nine more states agreed to settle NPM disputes related to claims for the period 2004 to 2019, with an option through 2022, subject to certain conditions. R.J. Reynolds Tobacco Company received US\$182 million in credits for settled periods through 2017, which have been applied over a five-year period from 2018. Also in 2018, a 10th additional state agreed to settle NPM disputes related to claims for the period 2004 to 2024, subject to certain conditions. R.J. Reynolds Tobacco Company received US\$205 million in credits for settled periods through 2017, which have been applied over a five-year period from 2019. In the first quarter of 2020, certain conditions set forth in the 2018 agreements were met for those 10 states. In addition, in August 2020, 24 states, the District of Columbia and Puerto Rico agreed to settle NPM disputes related to claims for the period 2018-2022. In 2022, an additional state settled NPM disputes related to claims for the period 2005 to 2028. It is estimated that R.J. Reynolds Tobacco Company will receive US\$130 million in credits for settled periods through 2018, which will be applied over a five-year period from 2022. In 2023, an additional state settled NPM disputes related to claims for the period 2005 to 2029. It is estimated that R.J. Reynolds Tobacco Company will receive a credit of US\$29 million for settled periods through 2018, which will be applied over a five-year period from 2024. Credits in respect of future years' payments and the NPM Adjustment claims would be accounted for in the applicable year and will not be treated as adjusting items. Only credits in respect of prior year payments are included as adjusting items.

The BAT Group is subject to substantial payment obligations under the MSA and the state settlement agreements with the states of Mississippi, Florida, Texas and Minnesota (such settlement agreements, collectively "State Settlement Agreements"). Reynolds American Inc.'s operating subsidiaries' expenses and payments under the MSA and the State Settlement Agreements for 2023 amounted to US\$2,516 million in respect of settlement expenses and US\$2,874 million in respect of settlement cash payments; for 2022 amounted to US\$2,951 million in respect of settlement

expenses and US\$3,129 million in respect of settlement cash payments; for 2021 amounted to US\$3,420 million in respect of settlement expenses and US\$3,744 million in respect of settlement cash payments; for 2020 amounted to US\$3,572 million in respect of settlement expenses and US\$2,848 million in respect of settlement cash payments; and for 2019 amounted to US\$2,762 million in respect of settlement expenses and US\$2,918 million in respect of settlement cash payments.

R.J. Reynolds Tobacco Company divested certain brands to Imperial Tobacco Group (ITG) in 2015. In 2020, R.J. Reynolds Tobacco Company recognised additional expenses, included above, under the State Settlement Agreements in the states of Mississippi, Florida, Texas and Minnesota related to these divested brands. R.J. Reynolds Tobacco Company recognised US\$241 million of expense for payment obligations to the state of Florida for the ITG acquired brands from the date of divestiture, 12 June 2015, as a result of an unfavourable judgment. In addition, R.J. Reynolds Tobacco Company recognised US\$264 million related to the resolution of claims against it in the states of Texas, Minnesota and Mississippi for payment obligations to those states for the ITG acquired brands from the date of divestiture. R.J. Reynolds Tobacco Company settled certain related claims with Phillip Morris USA under the State Settlement Agreements in the states of Mississippi, Texas and Minnesota for US\$8 million. Finally, in June 2022, R.J. Reynolds Tobacco Company settled PM USA's claims relating to the calculation of the base-year net operating profits for the ITG acquired brands for US\$37 million.

Reynolds American Inc.: Transfer of Pension Obligations

On 7 June 2022, Reynolds American Inc. entered into a transaction with Metropolitan Tower Life Insurance Company to transfer approximately \$1.6 billion of pension obligations through the purchase of annuities for retirees receiving benefit payments from one pension plan and less than a threshold amount per month from another pension plan. The transaction was funded with plan assets and resulted in an increase in the funded status of the retirement plan.

Other Agreements

Settlement Agreement between Nicoventures Trading Limited and Philip Morris Products S.A.

On 1 February 2024, Nicoventures Trading Limited, an indirect, wholly-owned subsidiary of British American Tobacco p.l.c., entered into a settlement agreement with Philip Morris Products S.A., an indirect, wholly-owned subsidiary of Philip Morris International Inc. (the Settlement Agreement).

Pursuant to this Settlement Agreement, among other things, both parties have agreed to take all actions, as necessary, to dismiss with prejudice, subject to certain limited exceptions, certain pending legal proceedings between the parties and their respective affiliates concerning certain Vapour products and Heated Products (HP) (including devices and consumables) without admission of liability, and to fully and finally discharge without admission of liability any injunctions granted to the parties and their respective affiliates in such proceedings. The parties have also agreed to a mutual release of presently known and past, present and future claims arising out of or relating to, among other things, such proceedings, the infringement of the patents at issue in the proceedings and certain intellectual property rights relating to certain products existing on or before a specified date.

Additionally, the parties have agreed to covenants not to sue, on a perpetual, royalty-bearing or royalty-free basis, as the case may be, in respect of patents associated with certain existing or changed Vapour or HP products. The parties have also agreed to covenants not to sue on a perpetual, royalty-free basis in respect of, among other things, the manufacture of products, accessories, replacement parts and upgrade parts, or their respective components, and research and development of such products, accessories, replacement parts, upgrade parts and components. The Settlement Agreement is for a term of eight years from 1 February 2024 and is substantially worldwide in scope.

Significant agreements

Change of Control Provisions as at 31 December 2023

Nature of agreement	Key provisions
<p>The revolving credit facilities agreement, effective 12 March 2020 and 6 March 2023, entered into between the Company, B.A.T. International Finance p.l.c., B.A.T. Netherlands Finance B.V. and B.A.T. Capital Corporation (as borrowers and, in the case of the Company, as a guarantor) and HSBC Bank plc (as agent) and certain financial institutions (as lenders), pursuant to which the lenders have agreed to make available to the borrowers £5.4 billion for general corporate purposes (the Facility).</p>	<ul style="list-style-type: none"> – should a borrower (other than the Company) cease to be a direct or indirect subsidiary of the Company, such borrower shall immediately repay any outstanding advances made to it and shall cease to be a borrower under the Facility; and – where there is a change of control in respect of the Company, the lenders can require all amounts outstanding under the Facility to be repaid.
<p>During 2023, the Group arranged, extended and/or renewed short-term bilateral facilities with core relationship banks for a total amount of £2.7 billion. B.A.T. International Finance p.l.c. is the borrower under these facilities and the Company is the guarantor. As at 31 December 2023, £100 million was drawn on a short-term basis.</p>	<ul style="list-style-type: none"> – should the borrower cease to be a direct or indirect subsidiary of the Company, the borrower shall immediately repay any outstanding advances made to it under these facilities; and – where there is a change of control in respect of the Company, the lenders can require all amounts outstanding under these facilities to be repaid.
<p>On 25 July 2017, the Company acceded as a guarantor under the indenture of its indirect, wholly-owned subsidiary Reynolds American Inc.. The securities issued under the indenture include approximately US\$6.7 billion aggregate principal amount of unsecured Reynolds American Inc. debt securities.</p>	<ul style="list-style-type: none"> – with respect to each series of debt securities issued under the indenture, upon a change of control event, combined with a credit ratings downgrade of the series to below investment-grade level (such downgrade occurring on any date from the date of the public notice of an arrangement that could result in a change of control event until the end of the 60-day period following public notice of the occurrence of a change of control event), Reynolds American Inc. is obligated to make an offer to repurchase all debt securities from each holder of debt securities. As a guarantor under the indenture, the Company guarantees such payments.
<p>Rules for the awards under the long-term incentive plans 2007 and 2016 ("LTIPs"), Restricted Share Plan ("RSP"), 2019 Deferred Annual Share Bonus Scheme ("DSBS") and 2016 Sharesave Scheme ("Sharesave").</p>	<ul style="list-style-type: none"> – in the event of a change of control of the Company as a result of a takeover, reconstruction or winding-up of the Company (not being an internal reorganisation), LTIP, RSP, DSBS and Sharesave awards will vest (and in the case of an option, become exercisable for a limited period) based on the period of time that has elapsed since the date of the award and the achievement of the performance conditions (if applicable) at that date (performance conditions are applicable to LTIP only), unless the Remuneration Committee determines this not to be appropriate in the circumstances; and – the rules of the LTIPs, RSP, DSBS and Sharesave allow (as an alternative to early release) that participants may, if permitted, exchange their existing awards for new awards of shares in the acquiring company on a comparable basis.

Other Information

Property, Plant and Equipment

The Group uses a combination of in-house and contract manufacturers to manufacture its products.

BAT-owned manufacturing facilities¹

	United States	AME	APMEA	Total
Fully integrated manufacturing	1	15	22	38
Other processing sites (including leaf threshing and OTP)	1	9	6	16
Sites manufacturing other products (including Snus, Modern Oral and Liquids)	3	4	—	7
Research and development facilities	2	2	3	7
Total	7	30	31	68

Note:

1. As of 31 December 2023.

The plants and properties owned or leased and operated by the Group's subsidiaries are maintained in good condition and are believed to be suitable and adequate for the Group's present needs.

The technology employed in the Group's factories is sophisticated, especially in the area of cigarette-making and packing where throughputs can reach between 500 and 1,000 packs per minute. The Group can produce many different pack formats (e.g., the number of cigarettes per packet) and configurations (e.g., bevel edge, round corner, international) to suit marketing and consumer requirements. New technology machines are sourced from the leading machinery suppliers to the industry. Close cooperation with these organisations helps the Group support its marketing strategy by driving its product innovations, which are brought to the market on a regular basis.

The Group utilises quality standards, processes and procedures covering the entire end-to-end value chain to help to ensure quality products are provided to its customers and adult tobacco consumers according to the Group's requirements and End Market regulatory requirements.

In 2023, the Group manufactured cigarettes in 38 cigarette factories in 36 countries. These plants and properties are owned or leased and operated by the Group's subsidiaries. The Group's factory outputs and establishments vary significantly in size and production capacity. In line with our corporate commitment to fight climate change, our factories have decarbonisation, water usage and waste optimisation programmes.

Also in 2023, the Group used third-party manufacturers to manufacture the components required, including the devices, related to New Categories. The Group also used third-party manufacturers to supplement the Group's own production facilities in the U.S. and Poland to bottle the liquids used in Vapour products.

For more information on property, plant and equipment, see note 13 in the Notes on the Accounts.

Raw Materials

While the Group does not own tobacco farms or directly employ farmers, it sources tobacco leaf directly from circa 91,000 contracted farmers and third-party suppliers, primarily in emerging markets. We are committed to enhancing the sustainability and viability of our contracted farmers by focusing on improving quality, distributing more resistant hybrid seeds and implementing tailored mechanisation to reduce costs of production and increased yield. We hold our third-party suppliers to similar expectations regarding their farmer contracts. We review our contracts on an annual basis, taking into account Group requirements over the medium term (2-3 years) to ensure stability of demand and supply on production volumes. Our third-party suppliers also conduct annual reviews. The Group also purchases a small amount of tobacco leaf from India via our associate ITC Ltd, where the tobacco is bought over an auction floor. ITC maintains full traceability and monitors farmers to ensure the sustainable provenance of the tobacco procured via the auction floor.

Like any global agricultural commodity, the international price of tobacco fluctuates yearly. This is influenced by various factors including changes in production costs such as labour and agricultural inputs, local inflationary pressures, economic and political conditions, as well as climatic conditions that affect the supply, demand and quality of grown tobacco.

While COVID-19 impacted tobacco supply chains (in 2020 and 2021) across most markets and required process enhancements to minimise transmission risks within communities, prices and availability of tobacco were not significantly impacted. The Group believes there is an adequate supply of tobacco leaf in the world markets to satisfy its current and anticipated production requirements.

We also source a number of other materials required as part of our production requirements, covering areas that include wrapping materials and filters for our combustibles business and liquids and batteries for our New Categories products. We work closely with our suppliers to ensure a robust supply chain, with contingency sourcing in place. Contracts and sourcing agreements are reviewed regularly, to ensure competitive trading terms while recognising that prices may be impacted by external factors that affect our third-party supply partners. COVID-19 has led to some short-term disruption in the supply of certain materials (due to local lockdowns and travel restrictions), yet this has been proactively managed to mitigate the impact.

U.S. Corporate Governance Practices

Principles

In the U.S., ADSs of the Company are listed on the New York Stock Exchange (NYSE). The significant differences between the Company's corporate governance practices as a UK company and those required by NYSE listing standards for U.S. companies are discussed below.

The Company has applied a robust set of board governance principles, which reflect the UK Corporate Governance Code 2018 and its principles-based approach to corporate governance. NYSE rules require U.S. companies to adopt and disclose on their websites corporate governance guidelines. The Company complies with UK requirements, including a statement in this report of how the Company has applied the principles of the UK Corporate Governance Code 2018 and that the Company has complied with the provisions of the UK Corporate Governance Code 2018.

Independence

The Company's Board governance principles require that all Non-Executive Directors be determined by the Board to be independent in character and judgement and free from any business or other relationships that could interfere materially with, or appear to affect, their judgement. The Board also has formal procedures for managing conflicts of interest. The Board has determined that, in its judgement, the Chair of the Board and all of the Non-Executive Directors are independent. In doing so, the Board has taken into consideration the independence requirements outlined in the NYSE's listing standards and considers these to be met by the Chair and all of its Non-Executive Directors.

Committees

The Company has a number of Board Committees that are broadly comparable in purpose and composition to those required by NYSE rules for domestic U.S. companies. For instance, the Company has a Nominations (rather than nominating/corporate governance) Committee and a Remuneration (rather than compensation) Committee. The Company also has an Audit Committee, which NYSE rules require for both U.S. companies and foreign private issuers.

These Committees are composed solely of Non-Executive Directors and, in the case of the Nominations Committee, the Chair of the Board whom the Board has determined to be independent in the manner described above.

Each Board Committee has its own terms of reference, which prescribe the composition, main tasks and requirements of each of the Committees (see the Board Committee reports on pages 154, 159 and 170).

Under U.S. securities laws and the listing standards of the NYSE, the Company is required to have an audit committee that satisfies the requirements of Rule 10A-3 under the Exchange Act and Section 303A.06 of the NYSE Listed Company Manual. The Company's Audit Committee complies with these requirements. The Company's Audit Committee does not have direct responsibility for the appointment, reappointment or removal of the independent auditors. Instead, it follows the UK Companies Act 2006 by making recommendations to the Board on these matters for it to put forward for shareholder approval at the AGM.

One of the NYSE's additional requirements for the audit committee states that at least one member of the audit committee is to have 'accounting or related financial management expertise'. The Board has determined that Holly Keller Koepfel, Véronique Laury and Darrell Thomas possess such expertise and also possess the financial and audit committee experience set forth in both the UK Corporate Governance Code 2018 and SEC rules (see the Audit Committee report on page 159). Holly Keller Koepfel and Darrell Thomas have also each been designated as an Audit Committee financial expert as defined in Item 16.A. of Form 20-F. The Board has also determined that each Audit Committee member meets the financial literacy requirements applicable under NYSE listing standards.

Shareholder Approval of Equity Compensation Plans

The NYSE rules for U.S. companies require that shareholders must be given the opportunity to vote on all equity-compensation plans and material revisions to those plans. The Company complies with UK requirements that are similar to the NYSE rules. The Board, however, does not explicitly take into consideration the NYSE's detailed definition of what are considered 'material revisions'.

Codes of Business Conduct and Ethics

The NYSE rules require U.S. companies to adopt and disclose a code of business conduct and ethics for all directors, officers and employees and promptly disclose any waivers of the code for directors or executive officers. The Group Standards of Business Conduct (the SoBC) described on pages 98 and 99 apply to all staff in the Group, including senior Management and the Board, and satisfy the NYSE requirements. All Group companies have adopted the SoBC (or localised versions). The SoBC also set out the Group's whistleblowing policy, enabling staff, in confidence and anonymously, to raise concerns without fear of reprisal, including concerns regarding questionable accounting or auditing matters. The SoBC is available at bat.com/sobc.

The Company has also adopted a code of ethics for its Chief Executive, Chief Financial Officer, Group Financial Controller and Group Chief Accountant as required by the provisions of Section 406 of the Sarbanes-Oxley Act of 2002 and the rules issued by the SEC. No waivers or exceptions to the Code of Ethics were granted in 2023. The Code of Ethics includes requirements in relation to confidentiality, conflicts of interest and corporate opportunities, and obligations for those senior financial officers to act with honesty and integrity in the performance of their duties and to promote full, fair, accurate, timely and understandable disclosures in all reports and other documents submitted to the SEC, the UK Financial Conduct Authority, and any other regulatory agency.

The Company considers that these codes and policies address the matters specified in the NYSE rules for U.S. companies.

Independent Director Contact

Interested parties may communicate directly with the independent Directors, individually or as a group, by sending written correspondence addressed to the independent Director(s) to the attention of the Company Secretary at the following address: c/o Caroline Ferland, Company Secretary, British American Tobacco p.l.c., Globe House, 4 Temple Place, London WC2R 2PG.

Other Information

Controls and Procedures

Evaluation of Disclosure Controls and Procedures

Disclosure controls and procedures

The Group maintains 'disclosure controls and procedures' (as such term is defined in Exchange Act Rule 13a-15(e)), that are designed to ensure that information required to be disclosed in reports the Group files or submits under the Exchange Act is recorded, processed, summarised and reported within the time periods specified in the SEC rules and forms, and that such information is accumulated and communicated to Management, including the Chief Executive and Interim Finance Director, as appropriate, to allow timely decisions regarding required disclosure.

In designing and evaluating our disclosure controls and procedures, our Management, including the Chief Executive and Interim Finance Director, recognise that any controls and procedures, no matter how well designed and operated, can provide only reasonable, not absolute, assurance that the objectives of the disclosure controls and procedures are met. Due to the inherent limitations in all control systems, no evaluation of controls can provide absolute assurance that all control issues and instances of fraud, if any, within the Group have been detected. The Group's disclosure controls and procedures have been designed to meet, and Management believes that they meet, reasonable assurance standards.

Management, with the participation of the Chief Executive and Interim Finance Director, has evaluated the effectiveness of the Group disclosure controls and procedures pursuant to Exchange Act Rule 13a-15(b) as of the end of the period covered by this annual report. Based on that evaluation, the Chief Executive and Interim Finance Director have concluded that the Group disclosure controls and procedures were effective at a reasonable assurance level.

Management's report on internal control over financial reporting

Management, under the oversight of the Chief Executive and the Interim Finance Director, is responsible for establishing and maintaining adequate internal control over financial reporting for the Group. The Group's internal control over financial reporting consists of processes which are designed to: provide reasonable

assurance regarding the reliability of financial reporting and the preparation of the Group's financial statements for external reporting purposes in accordance with IFRS as issued by the IASB and UK-adopted international accounting standards; provide reasonable assurance that receipts and expenditure are made only in accordance with the authorisation of Management; and provide reasonable assurance regarding the prevention or timely detection of any unauthorised acquisition, use or disposal of assets that could have a material effect on the consolidated financial statements.

As required by Section 404 of the Sarbanes-Oxley Act of 2002, Management has assessed the effectiveness of the internal control over financial reporting (as defined in Rules 13(a)-13(f) and 15(d)-15(f) under the U.S. Securities Exchange Act of 1934) based on the updated Internal Control-Integrated Framework issued by the Committee of Sponsoring Organisations of the Treadway Commission (COSO) (2013). Based on that assessment, Management has determined that the Group's internal control over financial reporting was effective as at 31 December 2023.

Any internal control framework, no matter how well designed, has inherent limitations, including the possibility of human error and the circumvention or overriding of controls and procedures and may not prevent or detect misstatements. Also, projections of any evaluation of effectiveness to future periods are subject to the risk that controls may become inadequate because of changes in conditions or because the degree of compliance with the policies or procedures may deteriorate.

»KPMG LLP, an independent registered public accounting firm, who also audit the Group's consolidated financial statements, has audited the effectiveness of the Group's internal control over financial reporting as at 31 December 2023, which is included in this document.»

Changes in internal control over financial reporting

During the period covered by this report, there were no changes in the Group's internal control over financial reporting that have materially affected or are reasonably likely to materially affect the effectiveness of internal control over financial reporting.

Statements Regarding Competitive Position

Statements referring to the competitive position of BAT and its subsidiaries are based on the Group's belief and best estimates. In certain cases, such statements and figures rely on a range of sources, including investment analyst reports, independent market surveys, and the Group's own internal assessments of market share.

Directors' Report Information

This Other Information section of the British American Tobacco Annual Report and Form 20-F, which includes Additional Disclosures and Shareholder Information, forms part of, and includes certain disclosures which are required by law to be included in, the Directors' Report.

Strategic Report Disclosures

Section 414C(11) of the Companies Act 2006 allows the Board to include in the Strategic Report information that it considers to be of strategic importance that would otherwise need to be disclosed in the Directors' Report. The Board has chosen to take advantage of this provision and accordingly, the information set out below, which would otherwise be required to be contained in the Directors' Report, has been included in the Strategic Report.

Information required in the Directors' Report	Section in the Strategic Report
Information on dividends	Financial Performance Summary
Certain risk information about the use of financial instruments	Treasury and Cash Flow
An indication of likely future developments in the business of the Group	Strategic Pillar Overview Our Markets and Megatrends
An indication of the activities of the Group in the field of research and development	Harm Reduction Beyond Nicotine
A statement describing the Group's policy regarding the hiring, continuing employment and training, career development and promotion of disabled persons	Employees, Diversity and Culture
Details of employee engagement: information, consultation, regard to employee interests, share scheme participation and the achievement of a common awareness of the financial and economic factors affecting the performance of the Group	Engaging with our stakeholders Employees, Diversity and Culture
Details of business relationships: Directors' regard to business relationships with customers, suppliers and other external stakeholders	Engaging with our stakeholders
Disclosures concerning greenhouse gas emissions and energy consumption	TCFD Reporting

Shareholder Information Disclosures

Information required in the Directors' Report	Section in Other Information
Change of control provisions	Material contracts
Information on dividends	Dividends
Share capital – structure and voting rights; restrictions on transfers of shares	Articles of Association
Directors – appointment and retirement	Articles of Association
Amendment of Articles of Association	Articles of Association
Branch outside of the UK - Representative Office in South Africa	Inside page of the back cover
Major shareholders	Share capital and security ownership
Directors – share issuance and buy-back powers	Share capital and security ownership Purchases of shares

Listing Rules (LRs) Disclosures

For the purpose of LR 9.8.4C R the applicable information required to be disclosed by LR 9.8.4 R	Section in Other Information
Section (12) – shareholder waivers of dividends	Group Employee Trust
Section (13) – shareholder waivers of future dividends	Group Employee Trust

Directors: Interests and Indemnities

Interests	– details of Directors' remuneration and emoluments, and their interests in the Company's shares (including share options and deferred shares) as at 31 December 2023 are given in the Remuneration Report; and – no Director had any material interest in a contract of significance (other than a service contract) with the Company or any subsidiary company during the year.
Insurance	– appropriate cover provided in the event of legal action against the Company's Directors.
Indemnities	– provision of indemnities to Directors in accordance with the Company's Articles of Association and to the maximum extent permitted by law; and – as at the date of this report, such indemnities are in force covering any costs, charges, expenses or liabilities that they may incur in or about the execution of their duties to the Company or to any entity which is an associated company (as defined in Section 256 of the Companies Act 2006), or as a result of duties performed by them on behalf of the Company or any such associated company.

Directors' Report Approval and Signature

The Directors' Report comprises the information on pages 130 to 169@ and page 193@ and pages 330 to 402. The Directors' Report was approved by the Board of Directors on 7 February 2024 and signed on its behalf by Caroline Ferland, Company Secretary.

Other Information

Cautionary Statement

This document contains certain forward-looking statements, including “forward-looking” statements made within the meaning of the U.S. Private Securities Litigation Reform Act of 1995. These statements are often, but not always, made through the use of words or phrases such as “believe,” “anticipate,” “could,” “may,” “would,” “should,” “intend,” “plan,” “potential,” “predict,” “will,” “expect,” “estimate,” “project,” “positioned,” “strategy,” “outlook”, “target” and similar expressions. These include statements regarding our intentions, beliefs or current expectations concerning, amongst other things, our results of operations, financial condition, liquidity, prospects, growth, strategies and the economic and business circumstances occurring from time to time in the countries and markets in which the Group operates.

In particular, these forward-looking statements include, among other statements, statements regarding the Group’s future financial performance, planned product launches and future regulatory developments, as well as: (i) certain statements in the Overview section (pages 2 to 13), including the Our Global Business section, the Chair’s Introduction, Chief Executive’s Review and Interim Finance Director’s Overview; (ii) certain statements in the Our Strategy section (pages 14 to 27), including the Our Strategic Navigator section, the Strategic Summary section and the Investment Case section; (iii) certain statements in the Quality Growth section (pages 28 to 39), including the Strategic Pillar overview; (iv) certain statements in the Dynamic Business section (pages 40 to 59), including certain statements in the Strategic Pillar Overview section, the Financial Performance Summary section, the Treasury and Cash Flow section and the going concern discussions; (v) certain statements in the Sustainable Future section (pages 60 to 129), including the Leading in Sustainability & Integrity section, Sustainability highlights section, our material topics, TCFD reporting and Our approach to Taskforce on Nature-related Financial Disclosures (TNFD) section; (vi) certain statements in the Notes on Accounts (page 240), including the Group’s ability to navigate regulatory change; and (vii) certain statements in the Other Information section (pages 330 to 406), including the Additional Disclosures and Shareholder Information sections.

All such forward-looking statements involve estimates and assumptions that are subject to risks, uncertainties and other factors. It is believed that the expectations reflected in this document are reasonable but they may be affected by a wide range of variables that could cause actual results to differ materially from those currently anticipated.

Among the key factors that could cause actual results to differ materially from those projected in the forward-looking statements are uncertainties related to the following: the impact of competition from illicit trade; the impact of adverse domestic or international legislation and regulation; the inability to develop, commercialise and deliver the Group’s New Categories strategy; the impact of Supply chain disruptions; adverse litigation and dispute outcomes and the effect of such outcomes on the Group’s financial condition; the impact of significant increases or structural changes in tobacco, nicotine and New Categories related taxes; translational and transactional foreign exchange rate exposure; changes or differences in domestic or international economic or political conditions; the ability to maintain credit ratings and to fund the business under the current capital structure; the impact of serious injury, illness or death in the workplace; adverse decisions by domestic or international regulatory bodies; changes in the market position, businesses, financial condition, results of operations or prospects of the Group; direct and indirect adverse impacts associated with Climate Change and the move towards a Circular Economy; and Cyber Security risks caused by the heightened cyber-threat landscape and increased digital interactions with consumers, and changes to regulation. Further details on the principal risks that may affect the Group can be found in the ‘Group Principal Risks’ section of the Strategic Report on pages 121 to 128 of this document. A summary of all the risk factors (including the principal risks) which are monitored by the Board through the Group’s risk register is set out in the Additional Disclosures section under the heading ‘Group Risk Factors’ on pages 353 to 374.

Past performance is no guide to future performance and persons needing advice should consult an independent financial adviser. The forward-looking statements reflect knowledge and information available at the date of preparation of this document and the Group undertakes no obligation to update or revise these forward-looking statements, whether as a result of new information, future events or otherwise. Readers are cautioned not to place undue reliance on such forward-looking statements.

No statement in this document is intended to be a profit forecast and no statement in this document should be interpreted to mean that earnings per share of BAT for the current or future financial years would necessarily match or exceed the historical published earnings per share of BAT.

Although financial materiality has been considered in the development of our Double Materiality Assessment (DMA), our DMA and any conclusions in this document as to the materiality or significance of sustainability or ESG matters do not imply that all topics discussed therein are financially material to our business taken as a whole, and such topics may not significantly alter the total mix of information available about our securities.

Shareholder Information

Premium Listing – London Stock Exchange (LSE)

The primary market for BAT's ordinary shares is the LSE (Share Code: BATS; ISIN: GB0002875804). BAT's ordinary shares have been listed on the LSE main market since 8 September 1998 and are a constituent element of the FTSE 100 Index.

Secondary Listing – Johannesburg Stock Exchange (JSE Limited), South Africa

BAT's ordinary shares have a secondary listing and are traded in South African rand on the Main Board of the JSE in South Africa (Abbreviated name: BATS; Trading code: BTI). BAT's ordinary shares have been listed on the JSE since 28 October 2008 and are a constituent element of the JSE Top 40 Index.

American Depositary Shares (ADSs) – New York Stock Exchange (NYSE)

BAT ordinary shares trade in the form of BAT ADSs in the United States under the symbol BTI (CUSIP Number: 110448107). The BAT ADSs have been listed on the NYSE since 25 July 2017 as a Sponsored Level III ADS programme for which Citibank, N.A. is the depository (the 'Depository') and transfer agent. Each ADS represents one ordinary share. ADSs are evidenced by American Depositary Receipts (ADRs).

Share Prices

The high and low prices at which the Company's ordinary shares and ADSs are recorded as having traded during the year on each of the LSE, JSE and NYSE are as follows:

	High	Low
LSE	£33.49	£22.79
JSE	R709.00	R529.09
NYSE	US\$40.69	US\$28.86

Other Information

Dividends

Policy

The Group's policy is to pay dividends of 65% of long-term sustainable earnings, calculated with reference to adjusted diluted earnings per share, as defined on page 344, and reconciled from earnings per share in note 11 in the Notes on the Accounts. Please see page 55 of this Annual Report and Form 20-F 2023 for further discussion on the Group's dividend.

Currencies and Exchange Rates

Details of foreign exchange rates are set out in the Financial Review section of the Strategic Report on page 59 of this Annual Report and Form 20-F 2023. There are currently no UK foreign exchange controls or restrictions on remittance of dividends on the ordinary shares other than restrictions applicable to certain countries and persons subject to UK economic sanctions.

American Depositary Shares – Dividends

The following table shows the dividends paid by British American Tobacco p.l.c. in the years ended 31 December 2023 to 31 December 2021 inclusive.

Announcement Year	Payment	Dividend Period	Dividend Per BAT Ordinary Share GBP	Dividend Per BAT ADS ADS ratio 1:1 US\$ ¹
2023	May	Quarterly Interim 2023	0.5772	0.723866
	August	Quarterly Interim 2023	0.5772	0.734400
	November	Quarterly Interim 2023	0.5772	0.713880
	February 2024	Quarterly Interim 2023	0.5772	0.7318030
Total			2.3088	2.903949
2022	May	Quarterly Interim 2022	0.5445	0.680434
	August	Quarterly Interim 2022	0.5445	0.655523
	November	Quarterly Interim 2022	0.5445	0.635540
	February 2023	Quarterly Interim 2022	0.5445	0.669190
Total			2.1780	2.640687
2021	May	Quarterly Interim 2021	0.5390	0.757618
	August	Quarterly Interim 2021	0.5390	0.734530
	November	Quarterly Interim 2021	0.5390	0.721721
	February 2022	Quarterly Interim 2021	0.5390	0.729886
Total			2.1560	2.943755

Note:

- Holders of BAT ADSs:** dividends are receivable in US dollars based on the £ sterling/US dollar exchange rate on the applicable ADS payment date, being three business days after the payment date for the BAT ordinary shares.

Quarterly Dividends for the Year Ended 31 December 2023

The Group pays quarterly dividends. The Board has declared an interim dividend of 235.52p per ordinary share of 25p which is payable in four equal quarterly instalments of 58.88p per ordinary share in May 2024, August 2024, November 2024 and February 2025. This represents an increase of 2.0% on 2022 (2022: 230.9p per share), and a payout ratio, on 2023 adjusted diluted earnings per share, of 62.7%.

The quarterly dividends will be paid to shareholders registered on either the UK main register or the South Africa branch register and to ADS holders, each on the applicable record dates set out under the heading 'Key dates' below.

Holders of American Depositary Shares (ADSs)

For holders of ADSs listed on the NYSE, the record dates and payment dates are set out below. The equivalent quarterly dividends receivable by holders of ADSs in US dollars will be calculated based on the exchange rate on the applicable payment date.

South Africa branch register

In accordance with the JSE Listing Requirements, the finalisation information relating to shareholders registered on the South Africa branch register (comprising the amount of the dividend in South African rand, the exchange rate and the associated conversion date) will be published on the dates stated below, together with South Africa dividends tax information.

The quarterly dividends are regarded as 'foreign dividends' for the purposes of the South Africa Dividends Tax. For the purposes of South Africa Dividends Tax reporting, the source of income for the payment of the quarterly dividends is the United Kingdom.

Key dates

In compliance with the requirements of the LSE, the NYSE and Strate, the electronic settlement and custody system used by the JSE, the following are the salient dates for the quarterly dividend payments. All dates are 2024 unless otherwise stated.

Event	Payment No. 1	Payment No. 2	Payment No. 3	Payment No. 4
Preliminary announcement (includes declaration data required for JSE purposes)		8 February		
Publication of finalisation information (JSE)	11 March	18 June	16 September	9 December
No removal requests permitted (in either direction) between the UK main register and the South Africa branch register	11 March– 25 March	18 June– 1 July	17 September– 30 September	10 December– 23 December
Last Day to Trade (LDT) cum-dividend (JSE)	18 March	25 June	23 September	17 December
Shares commence trading ex-dividend (JSE)	19 March	26 June	25 September	18 December
No transfers permitted between the UK main register and the South Africa branch register	19 March– 25 March	26 June– 1 July	25 September– 30 September	18 December– 23 December
No shares may be dematerialised or rematerialised on the South Africa branch register	19 March– 25 March	26 June– 1 July	25 September– 30 September	18 December– 23 December
Shares commence trading ex-dividend (LSE)	21 March	27 June	26 September	19 December
Shares commence trading ex-dividend (NYSE)	21 March	27 June	26 September	19 December
Record date (JSE, LSE and NYSE)	22 March	28 June	27 September	20 December
Last date for receipt of Dividend Reinvestment Plan (DRIP) elections (LSE)	11 April	12 July	11 October	13 January 2025
Payment date (LSE and JSE)	2 May	2 August	1 November	3 February 2025
ADS payment date (NYSE)	7 May	7 August	6 November	6 February 2025

Other Information

Shareholder Taxation Information

The following discussion summarises material U.S. federal income tax consequences and UK taxation consequences to U.S. holders of owning and disposing of ordinary shares or ADSs, this information is accurate as at 5 February 2024. This discussion does not address any tax consequences arising under the laws of any state, local or foreign jurisdiction or under any U.S. federal laws other than those pertaining to income tax. This discussion is based upon the U.S. Internal Revenue Code of 1986 (the 'U.S. Tax Code'), the Treasury regulations promulgated under the U.S. Tax Code and court and administrative rulings and decisions, all as in effect on the date hereof. These laws may change, possibly retroactively, and any change could affect the accuracy of the statements and conclusions set forth in this discussion.

This discussion addresses only those U.S. holders of ordinary shares or ADSs who hold such equity interests as capital assets within the meaning of Section 1221 of the U.S. Tax Code. Further, this discussion does not address all aspects of U.S. federal income taxation that may be relevant to U.S. holders in light of their particular circumstances or that may be applicable to them if they are subject to special treatment under the U.S. federal income tax laws, including, without limitation:

- a bank or other financial institution;
- a tax-exempt organisation;
- an S corporation or other pass-through entity and an investor therein;
- an insurance company;
- a mutual fund;
- a regulated investment company or real estate investment trust;
- a dealer or broker in stocks and securities, or currencies;
- a trader in securities that elects mark-to-market treatment;
- a U.S. holder subject to the alternative minimum tax provisions of the U.S. Tax Code;
- a U.S. holder that received ordinary shares or ADSs through the exercise of an employee stock option, pursuant to a tax qualified retirement plan or otherwise as compensation;
- a U.S. holder that is a tax-qualified retirement plan or a participant or a beneficiary under such a plan;
- a person that is not a U.S. holder (as defined below);
- a person that has a functional currency other than the US dollar;
- a person required to recognise any item of gross income as a result of such income being recognised on an applicable financial statement;
- a U.S. holder of ordinary shares or ADSs that holds such equity interest as part of a hedge, straddle, constructive sale, conversion or other integrated transaction;
- a U.S. holder that owns (directly, indirectly or constructively) 10% or more of ordinary shares or ADSs by vote or by value; or
- a U.S. expatriate.

The determination of the actual tax consequences to a U.S. holder will depend on the U.S. holder's specific situation. U.S. holders of ordinary shares or ADSs should consult their own tax advisers as to the tax consequences of owning and disposing of ordinary shares or ADSs, in each case, including the applicability and effect of the alternative minimum tax and any state, local, foreign or other tax laws and of changes in those laws.

For purposes of this discussion, the term U.S. holder means a beneficial owner of ordinary shares or ADSs (as the case may be) that:

- is for U.S. federal income tax purposes: (i) an individual citizen or resident of the United States; (ii) a corporation, including any entity treated as a corporation for U.S. federal income tax purposes, created or organised in or under the laws of the United States, any state thereof or the District of Columbia; (iii) a trust if a U.S. court is able to exercise primary supervision over the trust's administration and one or more U.S. persons are authorised to control all substantial decisions of the trust or it has a valid election in effect under applicable Treasury regulations to be treated as a U.S. person; or (iv) an estate that is subject to U.S. federal income tax on its income regardless of its source; and
- is not resident in the UK for UK tax purposes.

The U.S. federal income tax consequences to a partner in an entity or arrangement treated as a partnership for U.S. federal income tax purposes that holds ordinary shares or ADSs generally will depend on the status of the partner and the activities of the partnership. Partners in a partnership holding any such equity interest should consult their own tax advisers.

Material U.S. Federal Income Tax Consequences Relating to the Ownership and Disposition of Ordinary Shares or ADSs

The following is a discussion of the material U.S. federal income tax consequences of the ownership and disposition by U.S. holders of ordinary shares or ADSs. This discussion assumes that BAT is not, and will not become, a passive foreign investment company for U.S. federal income tax purposes, as described below.

ADSs

A U.S. holder of ADSs, for U.S. federal income tax purposes, generally will be treated as the owner of the underlying ordinary shares that are represented by such ADSs. Accordingly, deposits or withdrawals of ordinary shares for or from ADSs will not be subject to U.S. federal income tax.

Taxation of Dividends

The gross amount of distributions on the ordinary shares or ADSs will be taxable as dividends to the extent paid out of BAT's current or accumulated earnings and profits, as determined under U.S. federal income tax principles. Such income will be includable in a U.S. holder's gross income as ordinary income on the day actually or constructively received by the U.S. holder. Such dividends will be treated as foreign source income and will not be eligible for the dividends received deduction allowed to corporations under the U.S. Tax Code.

With respect to non-corporate U.S. investors, certain dividends received from a qualified foreign corporation may be subject to reduced rates of taxation. A qualified foreign corporation includes a foreign corporation that is eligible for the benefits of a comprehensive income tax treaty with the United States that the Treasury determines to be satisfactory for these purposes and that includes an exchange of information provision. The Treasury has determined that the treaty between the United States and the United Kingdom meets these requirements, and BAT believes that it is eligible for the benefits of the treaty. However, non-corporate holders that do not meet a minimum holding period requirement during which they are not protected from the risk of loss or that elect to treat the dividend income as 'investment income' pursuant to Section 163(d)(4) of the U.S. Tax Code will not be eligible for the reduced rates of taxation. In addition, the rate reduction will not apply to dividends if the recipient of a dividend is obligated to make related payments with respect to positions in substantially similar or related property. This disallowance applies even if the minimum holding period has been met. U.S. holders should consult their own tax advisers regarding the application of these rules to their particular circumstances.

The amount of any dividend paid by BAT in £ sterling (including any such amount in respect of ADSs that is converted into US dollars by the depositary bank) will equal the US dollar value of the £ sterling actually or constructively received, calculated by reference to the exchange rate in effect on the date the dividend is so received by the U.S. holder, regardless of whether the £ sterling are converted into US dollars. If the £ sterling received as a dividend are converted into US dollars on the date received, the U.S. holder generally will not be required to recognise foreign currency exchange gain or loss in respect of the dividend income. If the £ sterling received as a dividend are not converted into US dollars on the date of receipt, the U.S. holder will have a basis in £ sterling equal to their US dollar value on the date of receipt. Any gain or loss realised on a subsequent conversion or other disposition of £ sterling will be treated as U.S. source ordinary income or loss. U.S. holders of ADSs should consult their own tax advisers regarding the application of these rules to the amount of any dividend paid by BAT in £ sterling that is converted into US dollars by the depositary bank.

To the extent that the amount of any distribution exceeds BAT's current and accumulated earnings and profits for a taxable year, as determined under U.S. federal income tax principles, the distribution will first be treated as a tax-free return of capital, causing a reduction in the U.S. holder's adjusted basis of the ordinary shares or ADSs, and to the extent the amount of the distribution exceeds the U.S. holder's tax basis, the excess will be taxed as capital gain recognised on a sale or exchange, as described below. BAT does not expect to determine earnings and profits in accordance with U.S. federal income tax principles. Therefore, notwithstanding the foregoing, U.S. holders should expect that distributions generally will be reported as dividend income for U.S. information reporting purposes.

Distributions by BAT of additional ordinary shares (which may be distributed by the depositary bank to a holder of ADSs in the form of ADSs) to a U.S. holder that is made as part of a pro rata distribution to all holders of ordinary shares and ADSs in respect of their ordinary shares or ADSs, and for which there is no option to receive other property (not including ADSs), generally will not be subject to U.S. federal income tax. The basis of any new ordinary shares (or ADSs representing new ordinary shares) so received will be determined by allocating the U.S. holder's basis in the previously held ordinary shares or ADSs between the previously held ordinary shares or ADSs and the new ordinary shares or ADSs, based on their relative fair market values on the date of distribution.

Passive foreign investment company

A passive foreign investment company ("PFIC"), is any foreign corporation if, after the application of certain 'look-through' rules: (1) at least 75% of its gross income is 'passive income' as that term is defined in the relevant provisions of the U.S. Tax Code; or (2) at least 50% of the average value of its assets produce 'passive income' or are held for the production of 'passive income.' The determination as to PFIC status is made annually.

BAT does not believe that it is, for U.S. federal income tax purposes, a PFIC, and BAT expects to operate in such a manner so as not to become a PFIC. If, however, BAT is or becomes a PFIC, U.S. holders could be subject to additional U.S. federal income taxes on gain recognised with respect to the ordinary shares or ADSs and on certain distributions, plus an interest charge on certain taxes treated as having been deferred under the PFIC rules. Non-corporate U.S. holders will not be eligible for reduced rates of taxation on any dividends received from BAT if it is a PFIC in the taxable year in which such dividends are paid or in the preceding taxable year. BAT's U.S. counsel expresses no opinion with respect to BAT's PFIC status.

Taxation of capital gains

Upon a sale, exchange or other taxable disposition of ordinary shares or ADSs, a U.S. holder will generally recognise capital gain or loss for U.S. federal income tax purposes in an amount equal to the difference between the US dollar value of the amount realised on the disposition and the U.S. holder's adjusted tax basis in the ordinary shares or ADSs as determined in US dollars. Such gain or loss generally will be U.S. source gain or loss, and will be long-term capital gain or loss if the U.S. holder has held the ordinary shares or ADSs for more than one year. Certain non-corporate U.S. holders may be eligible for preferential rates of U.S. federal income tax in respect of net long-term capital gains. The deductibility of capital losses is subject to limitations.

The amount realised on a sale, exchange or other taxable disposition of ordinary shares for an amount in foreign currency will be the US dollar value of that amount on the date of sale or disposition. On the settlement date, the U.S. holder will recognise U.S. source foreign currency exchange gain or loss (taxable as ordinary income or loss) equal to the difference (if any) between the US dollar value of the amount received based on the exchange rates in effect on the date of sale, exchange or other disposition and the settlement date. However, in the case of ordinary shares traded on an established securities market that are sold by a cash-basis U.S. holder (or an accrual-basis U.S. holder that so elects), the amount realised will be based on the exchange rate in effect on the settlement date for the sale, and no foreign currency exchange gain or loss will be recognised at that time.

A U.S. holder's tax basis in ordinary shares or ADSs will generally equal the US dollar cost of the ordinary shares or ADSs. The US dollar cost of ordinary shares purchased with foreign currency will generally be the US dollar value of the purchase price on the date of purchase, or the settlement date for the purchase in the case of ordinary shares traded on an established securities market that are purchased by a cash-basis U.S. holder (or an accrual-basis U.S. holder that so elects).

Other Information

Shareholder Taxation Information

Continued

Information with respect to foreign financial assets

Individuals and certain entities that own 'specified foreign financial assets' with an aggregate value in excess of US\$50,000 are generally required to file information reports with respect to such assets with their U.S. federal income tax returns. Depending on the individual's circumstances, higher threshold amounts may apply. Specified foreign financial assets include any financial accounts maintained by foreign financial institutions, as well as any of the following, but only if they are not held in accounts maintained by financial institutions: (1) stocks and securities issued by non-U.S. persons; (2) financial instruments and contracts held for investment that have non-U.S. issuers or counterparties; and (3) interests in non-U.S. entities. If a U.S. holder is subject to this information reporting regime, the failure to file information reports may subject the U.S. holder to penalties. U.S. holders are urged to consult their own tax advisers regarding their obligations to file information reports with respect to ordinary shares or ADSs.

Medicare net investment tax

Certain persons who are individuals (other than non-resident aliens), estates or trusts are required to pay an additional 3.8% tax on the lesser of (1) their 'net investment income' (in the case of individuals) or 'undistributed net investment income' (in the case of estates and trusts) (which includes dividend income in respect of, and gain recognised on the disposition of, ordinary shares or ADSs) for the relevant taxable year; and (2) the excess of their modified adjusted gross income (in the case of individuals) or adjusted gross income (in the case of estates and trusts) for the taxable year over specified dollar amounts. U.S. holders are urged to consult their tax advisers regarding the applicability of this provision to their ownership of ordinary shares or ADSs.

Credits or deductions for UK taxes

As indicated under 'Material UK tax consequences' below, dividends in respect of, and gains on the disposition of, ordinary shares or ADSs may be subject to UK taxation in certain circumstances. A U.S. holder may be eligible to claim a credit or deduction in respect of UK taxes attributable to such income or gain for purposes of computing the U.S. holder's U.S. federal income tax liability, subject to certain limitations. The U.S. foreign tax credit rules are complex, and U.S. holders should consult their own tax advisers regarding the availability of U.S. foreign tax credits and the application of the U.S. foreign tax credit rules to their particular situation.

Information reporting and backup withholding

Information reporting and backup withholding may apply to dividend payments and proceeds from the sale, exchange or other taxable disposition of ordinary shares or ADSs. Backup withholding will not apply, however, to a U.S. holder that: (1) furnishes a correct taxpayer identification number (TIN), certifies that such holder is not subject to backup withholding on Internal Revenue Service Form W-9 (or appropriate successor form) and otherwise complies with all applicable requirements of the backup withholding rules; or (2) provides proof that such holder is otherwise exempt from backup withholding. Backup withholding is not an additional tax, and any amounts withheld under the backup withholding rules may be refunded or credited against a holder's U.S. federal income tax liability, if any, provided that such holder furnishes the required information to the Internal Revenue Service in a timely manner. The Internal Revenue Service may impose a penalty upon any taxpayer that fails to provide the correct TIN.

This summary of material U.S. federal income tax consequences is not tax advice. The determination of the actual tax consequences for a U.S. holder will depend on the U.S. holder's specific situation. U.S. holders of ordinary shares or ADSs, in each case, should consult their own tax advisers as to the tax consequences of owning and disposing of ordinary shares or ADSs, including the applicability and effect of the alternative minimum tax and any state, local, foreign or other tax laws and of changes in those laws.

Material UK Tax Consequences

The following paragraphs summarise material aspects of the UK tax treatment of U.S. holders of ordinary shares or ADSs and do not purport to be either a complete analysis of all tax considerations relating to holding ordinary shares or ADSs or an analysis of the tax position of BAT. They are based on current UK legislation and what is understood to be current HMRC practice, both of which are subject to change, possibly with retrospective effect.

The comments are intended as a general guide and (otherwise than where expressly stated to the contrary) apply only to U.S. holders of ordinary shares or ADSs (other than under a personal equity plan or individual savings account) and who are the absolute beneficial owners of such shares. These comments do not deal with certain types of shareholders such as charities, dealers in securities, persons holding or acquiring shares in the course of a trade, persons who have or could be treated for tax purposes as having acquired their ordinary shares or ADSs by reason of their employment, collective investment schemes, persons subject to UK tax on the remittance basis and insurance companies. You are encouraged to consult an appropriate independent professional tax adviser with respect to your tax position.

Tax on chargeable gains as a result of disposals of ordinary shares or ADSs

Subject to the below, U.S. holders will not generally be subject to UK tax on chargeable gains on a disposal of ordinary shares or ADSs provided that they do not carry on a trade, profession or vocation in the United Kingdom through a branch, agency or permanent establishment in connection with which the ordinary shares or ADSs are held.

A U.S. holder who is an individual, who has ceased to be resident for tax purposes in the United Kingdom for a period of less than five years and who disposes of ordinary shares or ADSs during that period may be liable for UK tax on capital gains (in the absence of any available exemptions or reliefs). If applicable, the tax charge will arise in the tax year that the individual returns to the United Kingdom.

Tax on dividends

BAT is not required to withhold UK tax at source from dividends paid on ordinary shares or ADSs.

U.S. holders will not generally be subject to UK tax on dividends received from BAT provided that they do not carry on a trade, profession or vocation in the United Kingdom through a branch, agency or permanent establishment in connection with which the ordinary shares or ADSs are held.

Stamp duty and stamp duty reserve tax (SDRT)

Based on current published HMRC practice and recent case law, transfers of ADSs should not be subject to SDRT or stamp duty. The transfer of an underlying ordinary share to the ADS holder in exchange for the cancellation of an ADS should also not give rise to a stamp duty or SDRT charge.

Transfers of ordinary shares outside of the depositary bank, including the repurchase of ordinary shares by BAT, will generally be subject to stamp duty or SDRT at the rate of 0.5% of the amount or value of the consideration given, except as described above in connection with the cancellation of an ADS. If ordinary shares are redeposited into a clearance service or depositary system, the redeposit will attract stamp duty or SDRT at the higher rate of 1.5%.

The purchaser or the transferee of the ordinary shares or ADSs will generally be responsible for paying any stamp duty or SDRT payable. Where stamp duty or SDRT is payable, it is payable regardless of the residence position of the purchaser.

Inheritance tax

A gift or settlement of ordinary shares or ADSs by, or on the death of, an individual shareholder may give rise to a liability to UK inheritance tax even if the shareholder is not a resident of, or domiciled in, the United Kingdom.

A charge to inheritance tax may arise in certain circumstances where ordinary shares or ADSs are held by close companies and trustees of settlements.

However, pursuant to the Estate and Gift Tax Treaty 1980 (the "Treaty") entered into between the United Kingdom and the United States, a gift or settlement of ordinary shares or ADSs by shareholders who are domiciled in the United States for the purposes of the Treaty may be exempt from any liability to UK inheritance tax.

Other Information

Share Capital and Security Ownership

Share Capital

Ordinary shares of 25p each	31 December 2023
Issued ordinary shares (excluding treasury shares)	2,236,408,054
Treasury shares	220,533,855
Total allotted and fully paid ordinary shares	2,456,941,909
Aggregated nominal value £m	614.23

Note:

1. Includes treasury shares and shares owned by employee share trusts.

Authority to allot shares

This authority (granted at the 2023 AGM) will expire at the 2024 AGM and provides the Company authority to allot relevant securities up to the amount representing one-third of the Company's then issued ordinary share capital (excluding treasury shares). Although the Directors have no present intention of exercising this authority, it provides them with an appropriate level of authority for on-going purposes and the Directors consider it appropriate to maintain the flexibility that this authority provides.

Analyses of Shareholders

Ordinary Shares

At 31 December 2023, there was a total of 2,456,941,909 ordinary shares in issue held by 100,367 shareholders. These shareholdings are analysed as follows:

(a) by listing as at 31 December 2023:

Register	Total number of shares	Number of holders	% of issued share capital
UK	2,186,315,960	31,464	88.99
South Africa	270,625,949	68,903	11.01
Total	2,456,941,909	100,367	100.00

(b) by size of shareholding as at 31 December 2023:

UK Register

	Number of holders	% of UK ordinary share capital
1-1,999	27,079	86.06
2,000-9,999	3,147	10.00
10,000-199,999	883	2.81
200,000-499,999	115	0.37
500,000 and over	239	0.76
Treasury shares (UK)	1	0.00
Total	31,464	100

South Africa Register

	Number of holders	% of SA ordinary share capital
1-1,999	63,543	92.22
2,000-9,999	3,628	5.27
10,000-199,999	1,575	2.29
200,000-499,999	100	0.14
500,000 and over	57	0.08
Total	68,903	100

Combined registers

	Number of holders	% of issued ordinary share capital
1-1,999	90,622	90.29
2,000-9,999	6,775	6.75
10,000-199,999	2,458	2.45
200,000-499,999	215	0.21
500,000 and over	296	0.30
Treasury shares (UK)	1	0.00
Total	100,367	100

American Depositary Shares (ADSs)

At 31 December 2023, there was a total of 293,974,788 ADSs outstanding held by 8,222 registered holders. The ADS register is analysed by size of shareholding as at 31 December 2023 as follows:

	Number of holders	% of total ADSs
1-1,999	8,058	0.51
2,000-9,999	147	0.17
10,000-199,999	15	0.09
200,000-499,999	1	0.08
500,000 and over	1	99.15
Total	8,222	100.00

Note:

1. One registered holder of ADSs represents 582,124 underlying shareholders.

Security Ownership of Ordinary Shares

As at 1 February 2024, there were 31,360 record holders of ordinary shares listed on the LSE (including Citibank as the depository bank for the ADSs) and 2,190,627,718 of such ordinary shares outstanding. As at that date, to BAT's knowledge, 302 record holders, representing 0% of the ordinary shares listed on the LSE, had a registered address in the U.S. As at 1 February 2024, there were 1,132 record holders of ordinary shares listed on the JSE (including PLC Nominees (Proprietary) Limited as the nominee for the dematerialised ordinary shares listed on the JSE) and 266,315,378 of such ordinary shares outstanding. As at such date, to BAT's knowledge, 7 record holders, representing 0% of the ordinary shares listed on the JSE had a registered address in the U.S. As at 1 February 2024, based on information received from Citibank, there were 8,187 record holders of ADSs and 303,045,297 ADSs outstanding. As at that date, based on information received from Citibank, 8,128 record holders, representing 99.99% of ADSs representing ordinary shares, had a registered address in the U.S.

Security Ownership – Major Shareholders

All shares held by the significant shareholders represent the Company's ordinary shares. These significant shareholders have no special voting rights compared with other holders of the Company's ordinary shares.

At 31 December 2023, the following substantial interests (3% or more) in the Company's ordinary share capital (voting securities) had been notified to the Company in accordance with Section 5.1.2 of the Disclosure Guidance and Transparency Rules (DTRs). The Company has not received any notifications in accordance with DTR 5.1.2 from 1 January 2024 to the date of this report.

Name	Number of ordinary shares	% of issued share capital ¹
The Capital Group Companies, Inc. ²	290,195,446	12.98
Spring Mountain Investments Ltd. ³	231,975,495	10.37
BlackRock, Inc	132,891,526	5.94

Notes:

1. The percentage of issued share capital as at 31 December 2023, excluding treasury shares.
2. Includes 37,136,888 ordinary shares represented by ADRs.
3. Includes 5,902,088 ordinary shares represented by ADRs.

Additional Significant Shareholding Disclosure

The Company is aware of the following interests from filings by shareholders made under the U.S. Securities Exchange Act of 1934 as at the date of this report:

Holder	Schedule 13G Filing Date ¹	Date of holding	Ordinary shares held	Percentage of ordinary share capital held ²
Portfolio Services Ltd ³	26 January 2024	31 December 2023	234,328,476	10.5 %
	8 December 2023	7 December 2023	225,064,318	10.1 %
	10 February 2023	31 December 2022	198,285,158	8.9 %
	10 February 2022	31 December 2021	187,023,731	8.2 %
BlackRock, Inc.	6 February 2024	31 December 2023	173,760,660	7.8 %
	31 January 2023	31 December 2022	172,502,866	7.7 %
	3 February 2022	31 December 2021	184,921,039	8.1 %
Capital International Investors, a division of Capital Research and Management Company ⁴	13 February 2023	30 December 2022	115,107,720	5.1 %
	11 February 2022	31 December 2021	110,680,543	4.8 %
Capital Research Global Investors, a division of Capital Research and Management Company ⁴	13 February 2023	30 December 2022	126,794,516	5.7 %

Notes:

- In addition to the Schedule 13G filings made with the SEC, in accordance with the DTRs, shareholders must notify the Company if their shareholding reaches, exceeds or falls below 3% of total voting rights and each 1% threshold thereafter. The notifications received by the Company during the past three years to the best of the Company's knowledge are set out in the notes below.
- The percentage of issued share capital excludes treasury shares.
- Kenneth B. Dart is beneficial owner of all outstanding shares of Portfolio Services Ltd. and Spring Mountain Investments Ltd.. Spring Mountain Investments Ltd notified the Company on:
 - 14 January 2021 that on 12 January 2021 it had: a direct interest in ordinary shares of 110,534,713; and financial instruments pursuant to DTR 5.3.1 R (1)(b) which refer to 5,062,024 voting rights, representing 4.8179% and 0.2206%, respectively, of the total voting rights at that date;
 - 23 February 2021 that on 19 February 2021 it had: a direct interest in ordinary shares of 133,280,068; and financial instruments pursuant to DTR 5.3.1 R (1)(b) which refer to 5,062,024 voting rights, representing 5.8093% and 0.2206%, respectively, of the total voting rights at that date;
 - 22 April 2021 that on 20 April 2021 it had: a direct interest in ordinary shares of 156,915,707; and financial instruments pursuant to DTR 5.3.1 R (1)(b) which refer to 5,062,024 voting rights, representing 6.838441% and 0.220605%, respectively, of the total voting rights at that date;
 - 17 August 2021 that on 16 August 2021 it had a direct interest in ordinary shares of 179,298,707; and financial instruments pursuant to DTR 5.3.1 R (1)(b) which refer to 5,062,024 voting rights, representing 7.813836% and 0.220603%, respectively, of the total voting rights at that date;
 - 12 November 2021 that on 11 November 2021 it had a direct interest in 187,023,731 ordinary shares, representing 8.150403% of the total voting rights at that date;
 - 18 May 2023 that on 16 May 2023 it had a direct interest in 201,404,985 ordinary shares, representing 9.006076% of the total voting rights at that date;
 - 8 December 2023 that on 7 December 2023 it had a direct interest in 224,329,318 ordinary shares representing 10.030787% of the total voting rights at that date; and
 - 18 December 2023 that on 15 December 2023 it had a direct interest in 231,975,495 ordinary shares representing 10.372682% of the total voting rights at that date.
- The notifications regarding the holdings by The Capital Group Companies, Inc., listed below, indicate that Capital Research and Management Company is part of a chain of controlled undertakings with The Capital Group Companies, Inc.. The Capital Group Companies, Inc. notified the Company on:
 - 29 March 2021 that on 26 March 2021 it had: an indirect interest in ordinary shares of 251,963,680; and financial instruments pursuant to DTR 5.3.1 R (1)(b) which refer to 408,500 voting rights, representing 10.9807% and 0.0178%, respectively, of the total voting rights at that date;
 - 20 April 2021 that on 19 April 2021 it had: an indirect interest in ordinary shares of 253,737,508; and financial instruments pursuant to DTR 5.3.1 R (1)(b) which refer to 143,900 voting rights, representing 11.06% and 0.01%, respectively, of the total voting rights at that date;
 - 15 October 2021 that on 14 October 2021 it had: an indirect interest in ordinary shares of 251,653,679; and financial instruments pursuant to DTR 5.3.1 R (1)(b) which refer to 175,551 voting rights, representing 10.96% and 0.01%, respectively, of the total voting rights at that date;
 - 25 January 2022 that on 24 January 2022 it had: an indirect interest in ordinary shares of 249,908,259; and financial instruments pursuant to DTR 5.3.1 R (1)(b) which refer to 3,972,871 voting rights, representing 10.89% and 0.17%, respectively, of the total voting rights at that date;
 - 26 January 2022 that on 25 January 2022 it had: an indirect interest in ordinary shares of 253,762,060; and financial instruments pursuant to DTR 5.3.1 R (1)(b) which refer to 4,365,071 voting rights, representing 11.06% and 0.19%, respectively, of the total voting rights at that date;
 - 24 February 2022 that on 23 February 2022 it had an indirect interest in 275,311,725 ordinary shares, representing 12.01% of the total voting rights at that date;
 - 9 June 2022 that on 8 June 2022 it had an indirect interest in 295,342,819 ordinary shares, representing 13.04% of the total voting rights at that date;
 - 17 June 2022 that on 16 June 2022 it had an indirect interest in 293,149,711 ordinary shares, representing 12.96% of the total voting rights at that date;
 - 14 July 2022 that on 13 July 2022 it had an indirect interest in 293,899,574 ordinary shares, representing 13.03% of the total voting rights at that date;
 - 28 July 2022 that on 27 July 2022 it had an indirect interest in 292,880,152 ordinary shares, representing 12.99% of the total voting rights at that date;
 - 11 August 2022 that on 9 August 2022 it had an indirect interest in 292,841,616 ordinary shares, representing 13.00% of the total voting rights at that date; and
 - 11 May 2023 that on 10 May 2023 it had an indirect interest in 290,195,446 ordinary shares, representing 12.98% of the total voting rights at that date.

To the extent known by BAT, BAT is not directly or indirectly owned or controlled by another corporation, any foreign government or by any other natural or legal person, severally or jointly. BAT is not aware of any arrangements, the operation of which may at a subsequent date result in a change of control of the Group.

Other Information

Articles of Association

The Company is a public limited company incorporated under the name of British American Tobacco p.l.c. and is registered in England and Wales under registered number 3407696. Under the Companies Act 2006 (the "Companies Act"), the Company's objects are unrestricted. The following descriptions summarise certain provisions of the Company's current Articles of Association (the "Articles") (as adopted by special resolution at the AGM on 19 April 2023), applicable English and Welsh law and the Companies Act. This summary is qualified in its entirety by reference to the Companies Act and the Articles, available on bat.com. The Articles may be altered or added to, or completely new articles may be adopted, by a special resolution of the shareholders of the Company, subject to the provisions of the Companies Act.

Share capital – structure

Ordinary shares

- all of the Company's ordinary shares are fully paid
- no further contribution of capital may be required by the Company from the holders of such shares

Alteration of share capital – the Company by ordinary resolution may:

- consolidate and divide all or any of its shares into shares of a larger nominal amount than its existing shares
- divide or sub-divide any of its shares into shares of a smaller nominal amount than its existing shares
- determine that, as between the shares resulting from such a sub-division, any of them may have any preference or advantage as compared with the others

Alteration of share capital – the Company, subject to the provisions of the Companies Act, may:

- reduce its share capital, its capital redemption reserve and any share premium account in any way
- purchase its own shares, including redeemable shares, and may hold such shares as treasury shares or cancel them

Dividend rights

- shareholders may, by ordinary resolution, declare dividends but not in excess of the amount recommended by the Directors
- the Directors may pay interim dividends out of distributable profits
- no dividend shall be paid otherwise than out of the profits available for distribution as specified under the provisions of the Companies Act
- the Directors may, with the authority of an ordinary resolution of the shareholders, pay scrip dividends or satisfy the payment of a dividend by the distribution of specific assets
- unclaimed dividends for a period of 12 years shall be forfeited and cease to be owed by the Company
- specific provisions enable the Directors to elect to pay dividends by bank or electronic transfer only

Share capital – voting rights

Voting at general meetings

- at a general meeting which has been convened as a hybrid meeting, on a poll, or otherwise by a show of hands, unless a poll is demanded
- on a poll, every shareholder who is present in person or by proxy has one vote for every share held by the shareholder
- on a show of hands, every shareholder who is present in person has one vote regardless of the number of shares held by that shareholder
- every proxy appointed by a shareholder and present at a general meeting has one vote except that if the proxy has been duly appointed by more than one shareholder entitled to vote on the resolution and is instructed by one or more of those shareholders to vote for the resolution and by one or more others to vote against it, or is instructed by one or more of those shareholders to vote in one way and is given discretion as to how to vote by one or more others (and wishes to use that discretion to vote in the other way), they have one vote for and one vote against the resolution
- a shareholder (or their duly appointed proxy) entitled to more than one vote need not use all their votes or cast all the votes they use in the same way
- a poll may be demanded by any of the following:
 - a. the Chair of the meeting;
 - b. the Directors;
 - c. not less than five shareholders having the right to vote at the meeting;
 - d. a shareholder or shareholders representing not less than one-tenth of the total voting rights of all shareholders having the right to vote at the meeting (excluding any voting rights attached to treasury shares); or
 - e. a shareholder or shareholders holding shares which confer a right to vote on the resolution at the meeting being shares on which an aggregate sum has been paid up equal to not less than one-tenth of the total sum paid up on all shares conferring that right (excluding any voting rights attached to treasury shares)

Share capital – voting rights continued

Matters transacted at general meetings

- ordinary resolutions can include resolutions for the appointment, reappointment and removal of Directors, the receiving of the Annual Report, the declaration of final dividends, the appointment and reappointment of the external auditor, the authority for the Company to purchase its own shares and the grant of authority to allot shares
- an ordinary resolution is passed when a simple majority of the votes cast at a meeting at which there is a quorum vote in favour of the resolution
- special resolutions can include resolutions amending the Company's Articles and resolutions relating to certain matters concerning a winding-up of the Company
- a special resolution is passed when not less than three-quarters of the votes cast at a meeting at which there is a quorum vote in favour of the resolution
- quorum for a meeting of the Company is a minimum of two shareholders present in person or by proxy or by a duly authorised representative(s) of a corporation which is a shareholder and entitled to vote
- convening a meeting: the Company may specify a time not more than 48 hours before the time of the meeting (excluding any part of a day that is not a working day) by which a person must be entered on the register of members in order to have the right to attend or vote at the meeting
- postponement of a meeting: the Directors may postpone the time at which the meeting is held and/or change the place(s) of a meeting any number of times before the meeting is held
- form of general meetings: the Directors may decide in relation to any general meeting (including a postponed or adjourned meeting) whether it is to be held as a physical meeting or a hybrid meeting, and may make such arrangements as they may decide in connection with the facilities for participation by electronic means (but may not convene a purely electronic meeting)

Share capital – pre-emptive rights and new issues of shares

- holders of ordinary shares have no pre-emptive rights under the Articles – the ability of the Directors to cause the Company to issue shares, securities convertible into shares or rights to shares, otherwise than pursuant to an employee share scheme, is restricted
- under the Companies Act, the Directors of a company are, with certain exceptions, unable to allot any equity securities without express authorisation, which may be contained in a company's articles of association or given by its shareholders in a general meeting, but which in either event cannot last for more than five years
- under the Companies Act, a company may also not allot shares for cash (otherwise than pursuant to an employee share scheme) without first making an offer to existing shareholders to allot such shares to them on the same or more favourable terms in proportion to their respective shareholdings, unless this requirement is waived by a special resolution of the shareholders

Restrictions on transfers of shares

- Directors may, in their absolute discretion, refuse to register the transfer of a share in certificated form which is not fully paid, provided that such a refusal would not prevent dealings in shares in certificated form which are not fully paid from taking place on an open and proper basis
- the Directors may also refuse to register a transfer of a share in certificated form (whether fully paid or not) unless the instrument of transfer: (1) is lodged, duly stamped, and is deposited at the registered office of the Company or such other place as the Directors may appoint and is accompanied by a certificate for the shares to which it relates and such other evidence as the Directors may reasonably require to show the right of the transferor to make the transfer; (2) is in respect of only one class of share; and (3) is in favour of not more than four transferees
- for uncertificated shares, transfers shall be registered only in accordance with the terms of the Uncertificated Securities Regulations 2001 so that Directors may refuse to register a transfer which would require shares to be held jointly by more than four persons
- if the Directors refuse to register a share transfer, they must give the transferee notice of this refusal as soon as practicable and in any event within two months of the instrument of transfer being lodged with the Company

Repurchase of shares

- subject to authorisation by shareholder resolution, the Company may purchase its own shares in accordance with the Companies Act
- any shares which have been bought back may be held as treasury shares or, if not so held, must be cancelled immediately upon completion of the purchase, thereby reducing the amount of the Company's issued share capital

Other Information

Articles of Association

Continued

Directors

Appointment and retirement

- a Board of Directors of not fewer than five Directors and not subject to any maximum (unless otherwise determined by ordinary resolution of shareholders)
- Directors and the Company (by ordinary resolution) may appoint a person who is willing to act as a Director
- all Directors must retire from office at each annual general meeting and seek re-election, except any Director appointed by the Board after notice of that annual general meeting has been given and before the annual general meeting has been held. All of the Directors of the Company will be subject to re-election at the forthcoming annual general meeting to be held on 24 April 2024 in accordance with the Articles
- fees for Non-Executive Directors and the Chair are determined by the Directors but cannot currently exceed in aggregate an annual sum of £2,500,000, unless determined otherwise by ordinary resolution of the shareholders. This is subject to the provision that any Director who holds any other office in the Company (including for this purpose, the office of Chair of the Board), serves on any committee of the Board, or performs services that the Directors consider go beyond the ordinary duties of a Director may be paid such additional remuneration as the Directors may determine
- the remuneration of the Executive Directors is determined by the Remuneration Committee, which comprises independent Non-Executive Directors

Disclosure of interests

- the Articles require disclosure, subject to certain limited exceptions, of Directors' interests in transactions that may result in a conflict of interest, including those which may arise as a result of the Director's office or employment or persons connected with such Director, and identify procedures to resolve such conflicts of interest

Meetings and voting

- the quorum for a meeting of Directors is two Directors
- the Directors may delegate any of their powers to a person or a committee
- the Articles place a general prohibition on a Director voting at a Board meeting on any matter in which they have an interest other than by virtue of their interest in shares in the Company
- the Articles restrict a Director's ability to vote on any resolution concerning a matter in which such Director has a material interest, unless such Director's interest arises only because the resolution relates to the giving of guarantees; the provision of indemnities; insurance proposals; retirement benefits; and other specified transactions or arrangements with a company in which the Director may have an indirect interest

Borrowing powers

- the Directors may exercise all the powers of the Company to borrow money and to mortgage or charge its undertaking, property, assets (present and future) and uncalled capital
- the Directors may also issue debentures, debenture stock and other securities

Additional disclosures

Disclosure of ownership of shares

- there are no provisions in the Articles whereby persons acquiring, holding or disposing of a certain percentage of the Company's ordinary shares are required to make disclosure of their ownership percentage, although there are such requirements under statute and regulation

Director retirement

- there is no requirement for a Director to retire on reaching any age

Sinking funds

- there is no sinking fund provision in the Articles applicable to the Company's ordinary shares

Limitations on voting and shareholding

- there are no limitations under the Articles restricting the right of non-resident or foreign owners to hold or vote ordinary shares in the Company

Distribution of assets on a winding up

- if the Company is wound up, the liquidator may, with the sanction of a special resolution and any other sanction required by law, divide among the members in specie the whole or any part of the assets of the Company and may, for that purpose, value any assets and determine how the division shall be carried out as between the members or different classes of members
- the liquidator may, with the like sanction, vest the whole or any part of the assets in trustees upon such trusts for the benefit of the members as he may with the like sanction determine, but no member shall be compelled to accept any assets upon which there is a liability

Anti-takeover devices and change of control

- there are no provisions in the Articles that would have the effect of delaying, deferring or preventing a takeover, or change of control, of the Company
- under English law, the Company's Directors have a fiduciary duty to take only those actions that are in the interests of the Company and any anti-takeover devices employed by the Directors in the future, if any, must accordingly be in the interests of the Company
- the Company is also subject to the City Code on Takeovers and Mergers (the "City Code"), which governs the conduct of mergers and takeovers in the UK. Any takeover of the Company would have to be in accordance with the City Code

Purchase of Shares

Renewal of Authority for Company to Purchase Own Shares

Current authority to purchase shares	<ul style="list-style-type: none"> – this authority (granted at the 2023 AGM) will expire at the 2024 AGM; and – renewed authority to purchase the Company's ordinary shares in order that the appropriate mechanisms are in place to enable the share buy-back programme to be reinstated at any time and authority would be exercised when, in the opinion of the Directors, the exercise of the authority would result in an increase in the Company's earnings per share and would be in the interest of its shareholders generally.
Proposed authority to purchase shares	<ul style="list-style-type: none"> – the minimum price that may be paid for such shares is 25p, and the maximum price is the higher of: (i) an amount equal to 105% of the average of the middle-market prices shown in the quotation for an ordinary share as derived from the LSE Daily Official List for the five business days immediately preceding the day on which the ordinary share is contracted to be purchased; and (ii) the higher of the price of the last independent trade and the highest current independent bid for an ordinary share in the Company on the trading venues where the market purchases by the Company will be carried out; – in the absence of the necessary practical arrangements, the proposed authority has not been extended to enable BAT to purchase its own ordinary shares on the JSE in South Africa or the NYSE in the form of ADSs; and – further details are set out in the Notice of Annual General Meeting 2024 which is made available to all shareholders and is published on bat.com.
Treasury shares	– at 31 December 2023, the number of treasury shares was 220,533,855 (2022: 221,000,192); no dividends are paid on treasury shares; treasury shares have no voting rights; and treasury shares may be resold at a later date.

Purchases of Equity Securities by the Issuer and Affiliated Purchasers

At the AGM on 19 April 2023, authorisation was given to the Company to repurchase up to 223.5 million ordinary shares for the period until the next AGM in 2024. This authorisation is renewed annually at the AGM. No ordinary shares were repurchased by the Company during 2023.

The following table provides details of ordinary share purchases made by the trustees of employee share ownership plans ("ESOPs") and other purchases of ordinary shares made to satisfy the commitments to deliver shares under certain employee share-based payment plans.

Purchases of Shares

	Total number of ordinary shares purchased by ESOP or certain employee share-based plans ¹	Average price paid per ordinary share £	Total number of ordinary shares purchased as part of a publicly announced plan ²	The maximum number of ordinary shares that may yet be purchased as part of a publicly announced plan
2023				
04-January	2,826	33.539298	—	—
01-February	2,933	31.116953	—	—
02-February	20,931	31.268100	—	—
01-March	3,052	31.432500	—	—
03-April	190,706	28.729770	—	—
05-April	3,648	28.122500	—	—
11-April	1,039	28.330000	—	—
11-April	655,937	28.500572	—	—
12-April	975,509	28.553707	—	—
13-April	463,147	28.142100	—	—
26-April	158,024	30.163800	—	—
03-May	3,432	28.685000	—	—
03-May	23,409	28.835500	—	—
07-June	3,788	26.229688	—	—
05-July	3,838	26.307510	—	—
02-August	3,843	25.755000	—	—
18-August	30,130	25.160438	—	—
06-September	3,887	25.690000	—	—
04-October	4,004	25.135579	—	—
01-November	4,113	24.737645	—	—
03-November	30,021	25.267326	—	—
06-December	4,446	23.089550	—	—

Notes:

1. All share purchases were of ordinary shares of 25p each and were open market transactions. No purchase of ADSs took place during the year ended 31 December 2023.
2. There was no publicly announced plan for BAT to purchase its own ordinary shares or ADSs during the year ended 31 December 2023.

Other Information

Group Employee Trust

The British American Tobacco Group Employee Trust (BATGET)

Function	<ul style="list-style-type: none"> – used to satisfy the vesting and exercise of awards of ordinary shares under the BAT Deferred Share Bonus Scheme and Long-Term Incentive Plans; and – a committee of senior management reporting to the Board's Share Schemes Committee monitors the number of ordinary shares held in BATGET to satisfy outstanding awards. 		
Funding	<ul style="list-style-type: none"> – funded by interest-free loan facilities from the Company totalling £1 billion; – this enables BATGET to facilitate the purchase of ordinary shares to satisfy the future vesting or exercise of options and awards; – loan to BATGET: £470.65 million at 31 December 2023 (2022: £370.51 million); – the loan is either repaid from the proceeds of the exercise of options or, in the case where ordinary shares acquired by BATGET are used to satisfy the vesting and exercise of awards, the Company will subsequently waive the loan provided over the life of the awards; and – if any options or awards lapse, ordinary shares may be sold by BATGET to cover the loan repayment. 		
		1 Jan 2023	31 Dec 2023
Ordinary shares held in BATGET	Number of ordinary shares	5,621,012	5,613,369
	Market value of ordinary shares	£184.5m	£128.85m
	% of issued share capital of Company	0.23	0.23
Dividends paid in 2023	<ul style="list-style-type: none"> – BATGET currently waives dividends on the ordinary shares held by it; and – quarterly interim dividends waived: £12.91 million across 2023. 		
Voting rights	<ul style="list-style-type: none"> – the trustee does not exercise any voting rights while ordinary shares are held in BATGET; and – share scheme participants may exercise the voting rights attaching to those ordinary shares once the ordinary shares have been transferred out of BATGET. 		

Notes:

1. Company share-based payment arrangements: details of the material equity share-based and cash-settled share-based arrangements are set out in note 28 in the Notes on the Accounts.
2. The values of ordinary shares shown are based on the closing mid-market share price on 29 December 2023: 2,296p (30 December 2022: 3,282p).
3. No ADSs are held by BATGET.

American Depositary Shares

Fees and Charges Payable by ADS Holders

Citibank, N.A. (Citibank) was appointed as the depository bank (the "Depository") for BAT's ADS programme pursuant to the Amended and Restated Deposit Agreement dated 1 December 2008 and amended as of 14 February 2017 and 14 June 2017 between BAT, the Depository and the owners and holders of ADSs (the "Deposit Agreement"). Citibank was reappointed as the Depository pursuant to the Second Amended and Restated Deposit Agreement dated 26 November 2018 (the "Restated Deposit Agreement") and pursuant to a Letter Agreement effective from 1 December 2023 (the "Letter Agreement").

The Restated Deposit Agreement provides that ADS holders may be required to pay various fees to the Depository, and the Depository may refuse to provide any service for which a fee is assessed until the applicable fee has been paid.

Service	Fees
Issuance of ADSs upon deposit of ordinary shares (excluding issuances as a result of distributions of shares described below)	Up to US\$0.05 per ADS issued ¹
Cancellation of ADSs	Up to US\$0.05 per ADS surrendered ¹
Distribution of cash dividends or other cash distributions (i.e., sale of rights and other entitlements)	Up to US\$0.05 per ADS held ²
Distribution of ADSs pursuant to: (1) stock dividends or other free stock distributions; or (2) exercise of rights to purchase additional BAT ADSs	Up to US\$0.05 per ADS held
Distribution of securities other than ADSs or rights to purchase additional ADSs (i.e., spinoff shares)	Up to US\$0.05 per ADS held
Depository bank services	Up to US\$0.05 per ADS held

Notes:

- Under the terms of a separate agreement between BAT and the Depository, the Depository has agreed to waive the fees that would otherwise be payable in connection with the issuance of ADSs upon deposit of ordinary shares and the cancellation of ADSs and corresponding withdrawal of ordinary shares, in each case by BAT or any of its affiliates, officers, directors or employees. The terms of this separate agreement may be amended at any time by BAT and the Depository.
- While under the Restated Deposit Agreement cash dividends paid in respect of ADSs are subject to a fee of up to US\$0.05 per ADS payable to the Depository, currently, under the terms of the separate agreement between BAT and the Depository referred to above, such dividends are instead subject to a fee of up to US\$0.02 per ADS per year (a fee of US\$0.005 per dividend based on the distribution of four quarterly cash dividends per year). Under the terms of the Letter Agreement, with effect from 1 May 2024, such dividends are subject to a fee of up to US\$0.04 per ADR per year (a fee of US\$0.01 per dividend based on the distribution of four quarterly cash dividends per year). Under the Letter Agreement, this dividend fee may not be varied by the Depository without the consent of BAT.

Contact details for Citibank Shareholder Services are on page 402.

In addition, ADS holders may be required under the Restated Deposit Agreement to pay the Depository: (a) taxes (including applicable interest and penalties) and other governmental charges; (b) registration fees; (c) certain cable, telex and facsimile transmission and delivery expenses; (d) the expenses and charges incurred by the Depository in the conversion of foreign currency; (e) such fees and expenses as are incurred by the Depository in connection with compliance with applicable exchange control regulations and other regulatory requirements; and (f) the fees and expenses incurred by the Depository, the custodian or any nominee in connection with the servicing or delivery of deposited securities. The Depository may: (a) withhold dividends or other distributions or sell for the account of any ADS holder any or all of the shares underlying the ADSs in order to satisfy any tax or governmental charge; and (b) deduct from any cash distribution the applicable fees and charges of, and expenses incurred by, the Depository and any taxes, duties or other governmental charges on account.

Fees and Payments Made by the Depository to BAT

Under the terms of the contractual arrangements set out in the separate agreement between BAT and the Depository referred to above, BAT received a total of approximately US\$6.6 million from the Depository, comprising fees charged in respect of dividends and a contribution to BAT's ADS programme administration costs for the year ended 31 December 2023.

In 2023, these programme administration costs principally included those associated with AGM proxy mailings, exchange listing and regulatory fees, foreign private issuer analysis, legal fees, share registration fees and other expenses incurred by BAT in relation to the ADS programme.

Under these contractual arrangements, the Depository has also agreed to waive certain standard fees associated with the administration of the ADS programme.

Other Information

Shareholding Administration and Services

Ordinary Shareholder Enquiries

United Kingdom Registrar

Computershare Investor Services PLC
The Pavilions, Bridgwater Road, Bristol BS99 6ZZ
tel: 0800 408 0094 or +44 370 889 3159
online: www.investorcentre.co.uk/contactus

South African Registrar

Computershare Investor Services Proprietary Limited
Private Bag X9000, Saxonwold, 2132, South Africa
tel: 0861 100 634; +27 11 870 8216
email: web.queries@computershare.co.za

American Depositary Shares Enquiries

All enquiries regarding ADS holder accounts and payment of dividends should be addressed to:

Citibank Shareholder Services
PO Box 43077, Providence, Rhode Island 02940-3077, USA
tel: +1 888 985 2055 (toll-free) or +1 781 575 4555
email: citibank@shareholders-online.com
website: www.citi.com/dr

Manage Your Shareholding Online

Computershare Investor Services PLC (Computershare) operates an online service, Investor Centre, for holders of shares on the Company's UK share register. Investor Centre allows shareholders to manage their shareholding online, enabling shareholders to:

- update personal details and provide address changes;
- update dividend bank mandate instructions and review dividend payment history;
- register for the Dividend Reinvestment Plan ("DRIP"); and
- register to receive Company communications electronically.

To register for Investor Centre, go to www.computershare.com/uk/investor/bri.

Shareholders with any queries regarding their holding should contact Computershare using the above contact details or at www.investorcentre.co.uk/contactus

Share dealing

Computershare also offers a share dealing service to existing shareholders. For full details on how to trade British American Tobacco shares traded on the London Stock Exchange, go to www.computershare.com/dealing/uk. Please note that this service is only available in certain countries.

Dividends

Comprehensive information on dividend payments is available on pages 388 and 389.

DRIP

We offer a DRIP to our UK shareholders. The DRIP allows eligible shareholders to use their cash dividends to acquire additional shares in the Company. The DRIP shares are purchased by Computershare through a low-cost dealing arrangement. Contact Computershare in the UK for details and exclusions of this service.

Taxation of dividends

See pages 390 and 393 for details on dividend taxation.

A fact sheet detailing historical UK capital gains tax information is available at bat.com/cgt. Alternatively, contact the British American Tobacco Company Secretarial Department on +44 20 7845 1000.

Share Fraud

The practice of share fraud (also known as 'boiler room' scams) unfortunately continues with many companies' shareholders receiving unsolicited phone calls or mail from people offering to sell them what often turn out to be worthless or high risk shares in U.S. or UK investments, or to buy shares at an inflated price in return for an upfront payment.

If you suspect that you have been approached by fraudsters, please tell the FCA using the share fraud reporting form at www.fca.org.uk/scamsmart, where you can find out more about investment scams. You can also call the FCA Consumer Helpline on 0800 111 6768. If you have lost money to investment fraud, you should report it to Action Fraud on 0300 123 2040 or online at www.actionfraud.police.uk.

Documents on Display and Publications

This Annual Report and Form 20-F 2023 is available online at bat.com/annualreport. Copies of current and past Annual Reports are available on request from:

British American Tobacco Publications
Unit 80, London Industrial Park, Roding Road, London E6 6LS
tel: +44 20 7511 7797 email: bat@team365.co.uk

Holders of shares held on the South Africa register can contact the Company's Representative office in South Africa using the contact details shown at the end of this Annual Report and Form 20-F 2023.

ADS holders can contact Citibank Shareholder Services in the United States using the contact details shown opposite.

Highlights from the current and past Annual Reports can be produced in alternative formats such as Braille, audio tape and large print.

Documents referred to in this Annual Report and Form 20-F 2023 do not form part of this Annual Report unless specifically incorporated by reference.

The Company is subject to the information requirements of the U.S. Securities Exchange Act of 1934 applicable to foreign private issuers. In accordance with these requirements, the Company files its Annual Report on Form 20-F and other documents with the SEC. BAT's SEC filings are available to the public, together with the public filings of other issuers, at the SEC's website, www.sec.gov.

The Company's agent for service in the United States for the purposes of the registration statement on Form F-3 (333-265958) is Puglisi & Associates, 850 Library Avenue, Suite 204, Newark, DE 19711 U.S.A..

Our Website

Comprehensive information about British American Tobacco is available from our website: bat.com. Within the Investors section you will find valuation and charting tools, dividend and share price data and you can download shareholder publications and subscribe for email alert services. You can also download our Investor Relations app to access all the latest financial information on your iPad, iPhone or Android device.

Calendar 2024

Wed 24 April at 11:30am	Annual General Meeting Details of the venue and business to be proposed at the meeting are set out in the Notice of Annual General Meeting, which is made available to all shareholders and is published on bat.com . BAT provides for the vote on each resolution to be by poll rather than by a show of hands. This provides for greater transparency and allows the votes of all shareholders to be counted, including those cast by proxy. The voting results will be released on the same day in accordance with regulatory requirements and made available on bat.com .
Thurs 25 July	Half-Year Report

Exhibits

The following documents are filed in the SEC EDGAR system, as part of this Annual Report on Form 20-F, and can be viewed on the SEC's website, www.sec.gov:

Exhibit Number	Description
1	Articles of Association of British American Tobacco p.l.c. ¹
2.1	Second Amended and Restated Deposit Agreement, dated as of 26 November 2018, by and among British American Tobacco p.l.c., Citibank, N.A., as depository bank, and all holders and beneficial owners of American Depositary Shares issued thereunder ² .
2.2	Indenture, dated as of 15 August 2017, among British American Tobacco p.l.c. and certain of its subsidiaries as guarantors, and Wilmington Trust, National Association, as Trustee. ³
2.3	Supplemental Indenture No. 1, dated as of 28 September 2018, among British American Tobacco p.l.c. and certain of its subsidiaries as guarantors, and Wilmington Trust, National Association, as Trustee. ⁴
2.4	Indenture, dated as of 6 September 2019, by and among B.A.T Capital Corporation, the Guarantors party thereto and Citibank, N.A., as trustee, authentication agent, transfer agent, registrar, calculation agent and initial paying agent. ⁵
2.5	Supplemental Indenture No. 1, dated as of 6 September 2019, by and among B.A.T Capital Corporation, the Guarantors party thereto and Citibank, N.A., as Trustee. ⁶
2.6	Supplemental Indenture No. 2, dated as of 6 September 2019, by and among B.A.T Capital Corporation, the Guarantors party thereto and Citibank, N.A., as Trustee. ⁷
2.7	Supplemental Indenture No. 3, dated as of 6 September 2019, by and among B.A.T Capital Corporation, the Guarantors party thereto and Citibank, N.A., as Trustee. ⁸
2.8	Supplemental Indenture No. 4, dated as of 6 September 2019, by and among B.A.T Capital Corporation, the Guarantors party thereto and Citibank, N.A., as Trustee. ⁹
2.9	Supplemental Indenture No. 5, dated as of 2 April 2020, by and among B.A.T Capital Corporation, the Guarantors party thereto and Citibank, N.A., as Trustee. ¹⁰
2.10	Supplemental Indenture No. 6, dated as of 2 April 2020, by and among B.A.T Capital Corporation, the Guarantors party thereto and Citibank, N.A., as Trustee. ¹¹
2.11	Supplemental Indenture No. 7, dated as of 2 April 2020, by and among B.A.T Capital Corporation, the Guarantors party thereto and Citibank, N.A., as Trustee. ¹²
2.12	Supplemental Indenture No. 8, dated as of 25 September 2020, by and among B.A.T Capital Corporation, the Guarantors party thereto and Citibank, N.A., as Trustee. ¹³
2.13	Supplemental Indenture No. 9, dated as of 25 September 2020, by and among B.A.T Capital Corporation, the Guarantors party thereto and Citibank, N.A., as Trustee. ¹⁴
2.14	Supplemental Indenture No. 10, dated as of 25 September 2020, by and among B.A.T Capital Corporation, the Guarantors party thereto and Citibank, N.A., as Trustee. ¹⁵
2.15	Supplemental Indenture No. 11, dated as of 25 September 2020, by and among B.A.T Capital Corporation, the Guarantors party thereto and Citibank, N.A., as Trustee. ¹⁶
2.16	Supplemental Indenture No. 12, dated as of 16 March 2022, by and among B.A.T Capital Corporation, the Guarantors party thereto and Citibank, N.A., as Trustee. ¹⁷
2.17	Supplemental Indenture No. 13, dated as of 16 March 2022, by and among B.A.T Capital Corporation, the Guarantors party thereto and Citibank, N.A., as Trustee. ¹⁸
2.18	Supplemental Indenture No. 14, dated as of 24 March 2022, by and among B.A.T Capital Corporation, the Guarantors party thereto and Citibank, N.A., as Trustee. ¹⁹
2.19	Supplemental Indenture No. 15, dated as of 19 October 2022, by and among B.A.T Capital Corporation, the Guarantors party thereto and Citibank, N.A., as Trustee. ²⁰
2.20	Supplemental Indenture No. 16, dated as of 2 August 2023, by and among B.A.T Capital Corporation, the Guarantors party thereto and Citibank, N.A., as Trustee. ²¹
2.21	Supplemental Indenture No. 17, dated as of 2 August 2023, by and among B.A.T Capital Corporation, the Guarantors party thereto and Citibank, N.A., as Trustee. ²²
2.22	Supplemental Indenture No. 18, dated as of 2 August 2023, by and among B.A.T Capital Corporation, the Guarantors party thereto and Citibank, N.A., as Trustee. ²³
2.23	Supplemental Indenture No. 19, dated as of 2 August 2023, by and among B.A.T Capital Corporation, the Guarantors party thereto and Citibank, N.A., as Trustee. ²⁴
2.24	Indenture, dated as of 25 September 2020, by and among B.A.T. International Finance p.l.c., the Guarantors party thereto and Citibank, N.A., as trustee, authentication agent, transfer agent, registrar, calculation agent and initial paying agent. ²⁵
2.25	Supplemental Indenture No. 1, dated as of 25 September 2020, by and among B.A.T. International Finance p.l.c., the Guarantors party thereto and Citibank, N.A., as Trustee. ²⁶
2.26	Supplemental Indenture No. 2, dated as of 16 March 2022, by and among B.A.T. International Finance p.l.c., the Guarantors party thereto and Citibank, N.A., as Trustee. ²⁷

Other Information

Exhibits
Continued

Exhibit Number	Description
2.27	Supplemental Indenture No. 3, dated as of 2 August 2023, by and among B.A.T. International Finance p.l.c., the Guarantors party thereto and Citibank, N.A., as Trustee. ²⁸
2.28	Thirty-fourth Supplemental Trust Deed, dated 17 March 2022, by and among B.A.T. International Finance p.l.c., B.A.T. Capital Corporation, B.A.T. Netherlands Finance B.V., British American Tobacco p.l.c. and the Law Debenture Trust Corporation p.l.c., further modifying the Trust Deed, dated as of 6 July 1998 (as previously modified and restated) relating to the US\$3,000,000,000 (now £25,000,000,000) Euro Medium Term Note Programme. ²⁹
2.29	Description of Securities registered under Section 12 of the Exchange Act.
4.1	Rules of the British American Tobacco 2007 Long-Term Incentive Plan. ³⁰
4.2	Rules of the British American Tobacco 2016 Long-Term Incentive Plan (Amended and Restated as of 20 March 2023).
4.3	British American Tobacco p.l.c. Deferred Annual Share Bonus Scheme. ³¹
4.4	Annex to British American Tobacco p.l.c. Deferred Annual Share Bonus Scheme. ³²
4.5	British American Tobacco p.l.c. 2019 Deferred Annual Share Bonus Scheme (Amended and Restated as of 20 March 2023).
4.6	Rules of the British American Tobacco Restricted Share Plan (Amended and Restated as of 20 March 2023).
4.7	Deferred Compensation Plan for Directors of Reynolds American Inc. (Amended and Restated Effective 30 November 2007). ³³
4.8	Service Contract between British American Tobacco p.l.c. and Tadeu Marroco, dated as of 14 May 2023.
4.9	Master Settlement Agreement, referred to as the MSA, dated 23 November 1998, between the Settling States named in the MSA and the Participating Manufacturers also named therein. ³⁴
4.10	Settlement Agreement dated 25 August 1997, between the State of Florida and settling defendants in The State of Florida v. American Tobacco Co. ³⁵
4.11	Comprehensive Settlement Agreement and Release dated 16 January 1998, between the State of Texas and settling defendants in The State of Texas v. American Tobacco Co. ³⁶
4.12	Settlement Agreement and Release in re: The State of Minnesota v. Philip Morris, Inc., by and among the State of Minnesota, Blue Cross and Blue Shield of Minnesota and the various tobacco company defendants named therein, dated as of 8 May 1998. ³⁷
4.13	Settlement Agreement and Stipulation for Entry of Consent Judgment in re: The State of Minnesota v. Philip Morris, Inc., by and among the State of Minnesota, Blue Cross and Blue Shield of Minnesota and the various tobacco company defendants named therein, dated as of 8 May 1998. ³⁸
4.14	Form of Consent Judgment by Judge Kenneth J. Fitzpatrick, Judge of District Court in re: The State of Minnesota v. Philip Morris, Inc. ³⁹
4.15	Stipulation of Amendment to Settlement Agreement and for Entry of Agreed Order dated 2 July 1998, by and among the Mississippi Defendants, Mississippi and the Mississippi Counsel in connection with the Mississippi Action. ⁴⁰
4.16	Stipulation of Amendment to Settlement Agreement and for Entry of Consent Decree dated 24 July 1998, by and among the Texas Defendants, Texas and the Texas Counsel in connection with the Texas Action. ⁴¹
4.17	Stipulation of Amendment to Settlement Agreement and for Entry of Consent Decree dated 11 September 1998, by and among the State of Florida and the tobacco companies named therein. ⁴²
4.18	Term Sheet agreed to by R. J. Reynolds Tobacco Company, an indirect subsidiary of Reynolds American Inc., certain other Participating Manufacturers, 17 states, the District of Columbia and Puerto Rico. ⁴³
4.19	Revolving credit facilities agreement, dated as of 6 March 2023, among British American Tobacco p.l.c., B.A.T. International Finance p.l.c., B.A.T. Netherlands Finance B.V. and B.A.T. Capital Corporation, as borrowers, British American Tobacco p.l.c., as guarantor, HSBC Bank plc, as agent and euro swingline agent, HSBC Bank USA, National Association, as U.S. agent and US\$ swingline agent, and the banks and financial institutions party thereto.
4.20	Settlement Agreement dated February 1, 2024 between Nicoventures Trading Limited and Philip Morris Products S.A. ⁴⁴
8	List of Subsidiaries included on pages 312 to 321 in this report.
11	Code of Ethics. ⁴⁵
12	Certification pursuant to Section 302 of the Sarbanes-Oxley Act of 2002.
13	Certification under Section 906 of the Sarbanes-Oxley Act of 2002. ⁴⁶
15	Consent of KPMG LLP, independent registered public accounting firm.
17	Guarantor Subsidiaries of the Registrant (included as part of Exhibit 2.29).
97	BAT Group Malus and Clawback Policy for Senior Executives.
101	Interactive Data Files (formatted in XBRL (Extensible Business Reporting Language) and furnished electronically).

Notes:

1. Incorporated by reference to Exhibit 99.1 to British American Tobacco p.l.c.'s Form 6-K filed on 19 April 2023.
2. Incorporated by reference to Exhibit 4.1 to BAT's Registration Statement on Form S-8 (Reg. No. 333-237186) filed on 16 March 2020.
3. Incorporated by reference to Exhibit 2.4 to BAT's Annual Report on Form 20-F for the year ended 31 December 2017 filed on 15 March 2018.
4. Incorporated by reference to Exhibit 4.2 to BAT's Registration Statement on Form F-4 (Reg. No. 333-227658) filed on 2 October 2018.
5. Incorporated by reference to Exhibit 4.1 to British American Tobacco p.l.c.'s Form 6-K filed on 6 September 2019.
6. Incorporated by reference to Exhibit 4.2 to British American Tobacco p.l.c.'s Form 6-K filed on 6 September 2019.
7. Incorporated by reference to Exhibit 4.3 to British American Tobacco p.l.c.'s Form 6-K filed on 6 September 2019.
8. Incorporated by reference to Exhibit 4.4 to British American Tobacco p.l.c.'s Form 6-K filed on 6 September 2019.
9. Incorporated by reference to Exhibit 4.5 to British American Tobacco p.l.c.'s Form 6-K filed on 6 September 2019.
10. Incorporated by reference to Exhibit 4.1 to British American Tobacco p.l.c.'s Form 6-K filed on 2 April 2020.
11. Incorporated by reference to Exhibit 4.2 to British American Tobacco p.l.c.'s Form 6-K filed on 2 April 2020.
12. Incorporated by reference to Exhibit 4.3 to British American Tobacco p.l.c.'s Form 6-K filed on 2 April 2020.
13. Incorporated by reference to Exhibit 4.2 to British American Tobacco p.l.c.'s Form 6-K filed on 25 September 2020.
14. Incorporated by reference to Exhibit 4.3 to British American Tobacco p.l.c.'s Form 6-K filed on 25 September 2020.
15. Incorporated by reference to Exhibit 4.4 to British American Tobacco p.l.c.'s Form 6-K filed on 25 September 2020.
16. Incorporated by reference to Exhibit 4.5 to British American Tobacco p.l.c.'s Form 6-K filed on 25 September 2020.
17. Incorporated by reference to Exhibit 4.1 to British American Tobacco p.l.c.'s Form 6-K filed on 16 March 2022.
18. Incorporated by reference to Exhibit 4.2 to British American Tobacco p.l.c.'s Form 6-K filed on 16 March 2022.
19. Incorporated by reference to Exhibit 4.1 to British American Tobacco p.l.c.'s Form 6-K filed on 24 March 2022.
20. Incorporated by reference to Exhibit 4.1 to British American Tobacco p.l.c.'s Form 6-K filed on 19 October 2022.
21. Incorporated by reference to Exhibit 4.1 to British American Tobacco p.l.c.'s Form 6-K filed on 2 August 2023.
22. Incorporated by reference to Exhibit 4.2 to British American Tobacco p.l.c.'s Form 6-K filed on 2 August 2023.
23. Incorporated by reference to Exhibit 4.3 to British American Tobacco p.l.c.'s Form 6-K filed on 2 August 2023.
24. Incorporated by reference to Exhibit 4.4 to British American Tobacco p.l.c.'s Form 6-K filed on 2 August 2023.
25. Incorporated by reference to Exhibit 4.5 to British American Tobacco p.l.c.'s Form 6-K filed on 25 September 2020.
26. Incorporated by reference to Exhibit 4.6 to British American Tobacco p.l.c.'s Form 6-K filed on 25 September 2020.
27. Incorporated by reference to Exhibit 4.3 to British American Tobacco p.l.c.'s Form 6-K filed on 16 March 2022.
28. Incorporated by reference to Exhibit 4.5 to British American Tobacco p.l.c.'s Form 6-K filed on 2 August 2023.
29. Incorporated by reference to Exhibit 4.1 to British American Tobacco p.l.c.'s Registration Statement on Form F-3 (Reg. No. 333-265958) filed on 1 July 2022.
30. Incorporated by reference to Exhibit 10.6 to BAT's Registration Statement on Form F-4 (Reg. No. 333-217939) filed on 12 May 2017.
31. Incorporated by reference to Exhibit 10.8 to BAT's Registration Statement on Form F-4 (Reg. No. 333-217939) filed on 12 May 2017.
32. Incorporated by reference to Exhibit 4.6 to BAT's Annual Report on Form 20-F for the year ended 31 December 2018 filed on 15 March 2019.
33. Incorporated by reference to Exhibit 10.43 to Reynolds American Inc.'s Annual Report on Form 10-K for the fiscal year ended 31 December 2007 filed on 27 February 2008.
34. Incorporated by reference to Exhibit 4 to R.J. Reynolds Tobacco Holdings, Inc.'s Form 8-K dated 24 November 1998.
35. Incorporated by reference to Exhibit 2 to R.J. Reynolds Tobacco Holdings, Inc.'s Form 8-K dated 5 September 1997.
36. Incorporated by reference to Exhibit 2 to R.J. Reynolds Tobacco Holdings, Inc.'s Form 8-K dated 27 January 1998.
37. Incorporated by reference to Exhibit 99.1 to R.J. Reynolds Tobacco Holdings, Inc.'s Quarterly Report on Form 10-Q for the quarter ended 30 March 1998 filed on 15 May 1998.
38. Incorporated by reference to Exhibit 99.2 to R.J. Reynolds Tobacco Holdings, Inc.'s Quarterly Report on Form 10-Q for the quarter ended 30 March 1998 filed on 15 May 1998.
39. Incorporated by reference to Exhibit 99.3 to R.J. Reynolds Tobacco Holdings, Inc.'s Quarterly Report on Form 10-Q for the quarter ended 30 March 1998 filed on 15 May 1998.
40. Incorporated by reference to Exhibit 99.2 to R.J. Reynolds Tobacco Holdings, Inc.'s Quarterly Report on Form 10-Q for the quarter ended 30 June 1998 filed on 14 August 1998.
41. Incorporated by reference to Exhibit 99.4 to R.J. Reynolds Tobacco Holdings, Inc.'s Quarterly Report on Form 10-Q for the quarter ended 30 June 1998 filed on 14 August 1998.
42. Incorporated by reference to Exhibit 99.1 to R.J. Reynolds Tobacco Holdings, Inc.'s Quarterly Report on Form 10-Q for the quarter ended 30 September 1998 filed on 12 November 1998.
43. Incorporated by reference to Exhibit 10.1 to Reynolds American Inc.'s Form 8-K dated 12 March 2013.
44. Incorporated by reference to Exhibit 99.1 to British American Tobacco p.l.c.'s Form 6-K filed on 8 February 2024.
45. Incorporated by reference to Exhibit 11 to BAT's Annual Report on Form 20-F for the year ended 31 December 2021 filed on 8 March 2022.
46. These certifications are furnished only and are not filed as part of BAT's Annual Report on Form 20-F for the year ended 31 December 2023.

Certain instruments which define the rights of holders of long-term debt issued by BAT and its subsidiaries are not being filed because the total amount of securities authorised under each such instrument does not exceed 10% of the total consolidated assets of BAT and its subsidiaries. BAT agrees to furnish copies of any or all such instruments to the SEC on request.

Other Information

Glossary

Abbreviation	
ADR	American Depositary Receipt
ADS	American Depositary Share – 1 ADS is equivalent to 1 BAT ordinary share
AGM	Annual General Meeting
AME	Americas (excluding U.S.) and Europe
AmSSA	Americas (excluding U.S.) and Sub-Saharan Africa
APFO	Adjusted profit from operations
APME	Asia-Pacific and Middle East
APMEA	Asia-Pacific, Middle East and Africa
bps	Basis points
cc	Constant currency
CDP	Formerly the Carbon Disclosure Project
CGFO	Cash generated from operations
CO ₂ e	Carbon dioxide equivalent
Code	UK Corporate Governance Code, July 2018 version
CSR	Corporate Social Responsibility
CSRD	EU Corporate Sustainability Reporting Directive
DOJ	The United States Department of Justice
DSBS	Deferred share bonus scheme
EMTN	European Medium Term Notes
ENA	Europe and North Africa
EPS	Earnings per share
ESG	Environmental, Social and Governance
ERP	Enterprise Resource Planning
ESRS	European Sustainability Reporting Standards
EU	European Union
EURIBOR	Euro Interbank Offered Rate
FII GLO	Franked Investment Income Group Litigation Order
FCTC	Framework Convention on Tobacco Control
FMCG	Fast Moving Consumer Goods
FRC	UK Financial Reporting Council
GAAP	Generally Accepted Accounting Practice
GDB	Global Drive Brands, being Kent, Dunhill, Pall Mall, Lucky Strike and Rothmans
GDPR	EU General Data Protection Regulation
GDSB	Global Drive and Key Strategic Brands, being the GDBs, plus Shuang Xi and State Express 555
GJ	Gigajoules (of energy use)
HP	Heated Products (i.e., the devices, which include glo and our hybrid products). Heated Products are used to heat our Tobacco Heated Products or Herbal Heated Products
IASB	International Accounting Standards Board
IEIS	International Executive Incentive Scheme
IFRS	International Financial Reporting Standards as issued by the IASB and as adopted by the EU
ISA	International Standards on Auditing
JSE	Johannesburg Stock Exchange
KPI	Key performance indicator
LIBOR	London Interbank Offered Rate
LSE	London Stock Exchange
LR	Listing Rules
LTIP	Long-Term Incentive Plan
MCE	Million cigarettes equivalent
MSA	Master Settlement Agreement
NTO	Net turnover or revenue
NYSE	New York Stock Exchange
OCF	Operating cash flow
OECD	Organisation for Economic Co-operation and Development
OFAC	The United States Department of the Treasury's Office of Foreign Assets Control
OTP	Other tobacco products, including but not limited to roll-your-own, make-your-own and cigars
Parker Report	The Parker Review Committee's final report on ethnic diversity in UK boards published on 12 October 2017
PCAOB	Public Company Accounting Oversight Board
ppts	Percentage points
Reynolds American	Reynolds American Inc.
Reynolds American Companies	Reynolds American Inc. and its subsidiary companies
®ROCE	Return on capital employed®
RRPs	Reduced-risk Products
SAFL	Sustainable Agriculture and Farmer Livelihoods
SEC	United States Securities and Exchange Commission
SIP	Share incentive plan
SoBC	Group Standards of Business Conduct
SOFR	Secured Overnight Financing Rate
SONIA	Sterling Overnight Index Average
SOx	United States Sarbanes-Oxley Act of 2002
SRS	Share reward scheme
TaO	Programme to implement the new operating model, including one instance of SAP
TCFD	Taskforce on Climate-related Financial Disclosures
TDR	TDR d.o.o
THP	Tobacco Heated Product
THR	Tobacco Harm Reduction
TPD1	European Tobacco Products Directive (directive 2001/37/EC)
TPD2	European Tobacco and Related Products Directive (directive 2014/40/EU)
TSR	Total shareholder return
U.S.	United States of America
UURBS	Unfunded unapproved retirement benefit scheme
WHO	World Health Organization

Cross-Reference to Form 20-F

Item	Form 20-F caption	Location in this document
1	Identity of Directors, Senior Management and Advisers	N/A
2	Offer Statistics and Expected Timetable	N/A
3	Key Information	
	A Selected financial data	N/A
	B Capitalization and indebtedness	N/A
	C Reasons for the offer and use of proceeds	N/A
	D Risk factors	121-128, 353-374
4	Information on the Company	
	A History and development of the Company	42, 57, 105, 245-248, 279-280, 331, 351, 396, 402, Inside back cover page (409)
	B Business overview	2-5, 12-39, 41, 44-49, 51, 94, 96-97, 108-109, 123, 127, 146-147, 149, 220-223, 331, 333, 356-358, 361-369, 375-379, 381, 382, 384
	C Organizational structure	312-321, 331
	D Property, plants and equipment	245-246, 382
4a	Unresolved staff comments	N/A
5	Operating and Financial Review and Prospects	
	A Operating results	10, 12-14, 26-28, 31, 33, 35-38, 44-49, 50-55, 58-59, 108, 123, 124, 126, 220-223, 240-243, 259-261, 275, 349, 351, 361-369, 375-379
	B Liquidity and capital resources	56-57, 59, 214, 262, 269-271, 274-278, 308, 351-352, 371
	C Research and development, patents and licenses	19, 28-35, 39, 52, 60-62, 78-79, 82-83, 226, 331, 373
	D Trend information	6-9, 10, 12-39, 44-49, 50-59, 60-62, 102-116, 121-128, 375-379
	E Critical Accounting Estimates	N/A
6	Directors, Senior Management and Employees	
	A Directors and senior management	132-137, 150
	B Compensation	170-189, 248-255, 284-285, 335-336, 339-340, 344-346
	C Board practices	132-137, 156, 159-169, 170-172, 174, 184, 190-192, 284-285, 385, 398
	D Employees	284, 350
	E Share ownership	177-179, 188-189, 281-283, 400
	F Disclosure of a registrant's action to recover erroneously awarded compensation	N/A
7	Major Shareholders and Related Party Transactions	
	A Major shareholders	394-395
	B Related party transactions	284-285
	C Interests of experts and counsel	N/A
8	Financial Information	
	A Consolidated statements and other financial information	55, 124, 161, 206-311, 364-368, 388-389
	B Significant changes	N/A
9	The Offer and Listing	
	A Offer and listing details	387
	B Plan of distribution	N/A
	C Markets	387
	D Selling shareholders	N/A
	E Dilution	N/A
	F Expenses of the issue	N/A
10	Additional Information	
	A Share capital	N/A
	B Memorandum and Articles of Association	178, 396-398
	C Material contracts	248-255, 380-381
	D Exchange controls	388
	E Taxation	390-393

Other Information

Cross-Reference to Form 20-F

Continued

Item	Form 20-F caption	Location in this document
F	Dividends and paying agents	N/A
G	Statements by experts	N/A
H	Documents on display	402
I	Subsidiary information	N/A
J	Annual Report to Security Holders	N/A
11	Quantitative and Qualitative Disclosures about Market Risk	274-278
12	Description of Securities Other Than Equity Securities	
A	Debt securities	N/A
B	Warrants and rights	N/A
C	Other securities	N/A
D	American Depositary Shares	401
13	Defaults, Dividend Arrearages and Delinquencies	N/A
14	Material Modifications to the Rights of Security Holders and Use of Proceeds	N/A
15	Controls and Procedures	206-###, 384
16A	Audit Committee Financial Expert	160, 383
16B	Code of Ethics	169, 383, 404
16C	Principal Accountant Fees and Services	166, 228
16D	Exemptions from the Listing Standards for Audit Committees	N/A
16E	Purchases of Equity Securities by the Issuer and Affiliated Purchasers	399
16F	Change in Registrant's Certifying Accountant	N/A
16G	Corporate Governance	383
16H	Mine Safety Disclosure	N/A
16I	Disclosure Regarding Foreign Jurisdictions that Prevent Inspections	N/A
16J	Insider Trading Policies	N/A
16K	Cybersecurity	128, 163-164, 355, 367
17	Financial Statements	N/A
18	Financial Statements	206-311
19	Exhibits	403-405

Registered office

Globe House, 4 Temple Place, London WC2R 2PG
tel: +44 20 7845 1000, facsimile: +44 20 7240 0555
Incorporated in England and Wales No. 3407696

Representative Office in South Africa

Waterway House South, No 3 Dock Road, V&A Waterfront,
Cape Town 8000, South Africa
PO Box 631, Cape Town 8000, South Africa
tel: +27 21 003 6712

Secretary

Caroline Ferland

Investor relations

Enquiries should be directed to irteam@bat.com
tel: +44 20 7845 2012

Press office

Enquiries should be directed to the BAT Media Centre
tel: +44 20 7845 2888
email: media_centre@bat.com

Auditors

KPMG LLP
15 Canada Square, Canary Wharf, London E14 5GL

References in this publication to 'British American Tobacco', 'BAT', 'we', 'us', and 'our' when denoting opinion refer to British American Tobacco p.l.c. (the Company) (No. 3407696) and when denoting tobacco business activity refer to British American Tobacco Group operating companies, collectively or individually as the case may be.

Design and production: Radley Yeldar www.ry.com

Printed in the UK by Pureprint Group on Revive recycled papers, made from post-consumer waste and paper from well-managed forests and other controlled sources. All pulps used are Elemental Chlorine Free. The manufacturing mills hold the ISO 14001 environmental management system (EMS) and EU Ecolabel certificates for environmental management.



Explore the story of our year.

Go online and find downloadable versions of this report, along with our performance summary and other content – all accessible on desktop, tablet and mobile:

 bat.com

 youtube.com/welcometobat

 [@BATplc](https://twitter.com/BATplc)