

# **GMM**

## Great Northern Minerals

**Great Northern Minerals Limited**

**ABN 22 000 002 111**



**Consolidated Annual Report**  
**For the Year Ended 30 June 2021**

# Great Northern Minerals Limited

ABN 22 000 002 111

For the Year Ended 30 June 2021

## CONTENTS

	<u>Page</u>
Corporate Directory	1
Chairman's Letter	2
Directors' Report	3
<b>Consolidated Financial Statements</b>	
Auditor's Independence Declaration	33
Consolidated Statement of Profit or Loss and Other Comprehensive Income	34
Consolidated Statement of Financial Position	35
Consolidated Statement of Changes in Equity	36
Consolidated Statement of Cash Flows	38
Notes to the Consolidated Financial Statements	39
Directors' Declaration	64
Independent Audit Report	65
Additional Information for Public Listed Companies	71
Interest in Mining Tenements	77

# Great Northern Minerals Limited

ABN 22 000 002 111

## Corporate Directory

### DIRECTORS

Mr Kim Robinson (Non-Executive Chairman)

Mr Cameron McLean (CEO & Managing Director)

Mr Simon Coxhell (Technical Director)

Mr Simon Peters (Non-Executive Director)

### COMPANY SECRETARY

Miss Aida Tabakovic

### REGISTERED OFFICE & PRINCIPAL PLACE OF BUSINESS

Level 1, 33 Colin Street

WEST PERTH WA 6005

AUSTRALIA

Website: [www.greatnorthernminerals.com.au](http://www.greatnorthernminerals.com.au)

### SHARE REGISTRY

Computershare Investor Services Pty Ltd

Level 11, 172 St Georges Terrace

Perth WA 6000

Telephone: 1300 787 272

### AUDITORS

William Buck Audit (WA) Pty Ltd

Level 3, 15 Labouchere Road

South Perth WA 6151

### LEGAL ADVISORS

Nova Legal

Level 2, 50 Kings Park Road

West Perth WA 6005

### STOCK EXCHANGE

Australian Securities Exchange Limited

ASX Code: GNM, GNMOA, GNMOB, GNMOF

# Great Northern Minerals Limited

ABN 22 000 002 111

## Chairman's Letter

On behalf of Great Northern Minerals ("GNM" or "Company") Directors it is my pleasure to present the 2021 Annual Report for GNM. I wish to take this opportunity to welcome all new shareholders and to thank our longer standing shareholders for their support in what has been a busy and challenging year.

During the year, funds raised have facilitated the systematic drilling of our Big Rush and Camel Creek gold projects. A total of 9604 metres of reverse circulation (RC) drilling was completed at Camel Creek and 3634 metres of RC drilling at Big Rush was completed, followed by 4 diamond holes for 1040 metres of drilling. Subsequent to June 2021, and additional 15 RC holes for 3262 metres were also drilled, and planning for a deeper diamond drilling program is well underway.

At Camel Creek, where previous historic mining activities extend over approximately 3 kilometres, your company completed systematic drilling over 2 kilometres of this and highlighted a number of zones of higher grade gold mineralisation, with a large number of significant results returned from many holes. An initial JORC resource estimate based on the drilling completed is planned to be complete by the end of 2021.

The drilling at Big Rush, resulted in a resource upgrade from 47,000 ounces to 154,000 ounces early in 2021.

Despite travel restrictions and constant quarantine requirements GNM safely carried out 6 separate drill programs and as a result have gained a significantly greater understanding of the gold systems we own.

GNM looks forward to an initial resource estimate for the Camel Creek project later in the year which it anticipates will increase its profile amongst its peers.

Finally I wish to thank the staff, management, contractors and my fellow directors for their commitment under challenging conditions. We are all dedicated to continuing the focus on the growth of GNM for the benefit of all shareholders.

Kim Robinson  
Chairman

# Great Northern Minerals Limited

## Directors' Report 30 June 2021

Your directors present their Report on Great Northern Minerals Limited (the “Company” or “GNM”) and its controlled entities (the “Group”) for the financial year ended 30 June 2021.

### Directors

The names of Directors who held office during or since the end of the year:

#### Name

Mr Kim Robinson	Non-Executive Chairman
Mr Cameron McLean	CEO & Managing Director
Mr Simon Coxhell	Technical Director
Mr Simon Peters	Non-Executive Director

### Directors' Qualifications and Experience

DIRECTOR	DETAILS
<b>Kim Robinson</b>	(Non-Executive Chairman)
Qualifications	-
Appointment Date	1 April 2020
Experience	Mr Robinson has over 35 years' experience in mineral exploration and mining having graduated from the University of Western Australia in 1973 with a degree in Geology. His experience is extensive including 10 years as Executive Chairman of Forresteria Gold NL. During his time at Forresteria, Mr Robinson played a key role in the discovery and development of the Bounty Gold Mine, the development of the Mt McClure Gold Mine and the discovery of the Maggie Hays and Emily Ann nickel sulphide deposits. Mr Robinson was also a Non-Executive Director of Jubilee Mines NL in the period leading up to the discovery and development of the Cosmos Nickel Mine. Mr Robinson was a founding Director of Kagara Ltd where he held the position of Executive Chairman for a period of 12 years until February 2011. During this time, he oversaw the development of Kagara's North Queensland base metal operations, the listing of Mungana Goldmines Ltd on the ASX and the acquisition and development of the high grade Lounge Lizard nickel deposit in Western Australia. Mr Robinson also served as Managing Director at Energia Minerals Ltd.
Interests in shares and options	3,503,759 Ordinary Shares 6,000,000 Listed Options exercisable at \$0.01 on or before 1 November 2022, 187,970 Listed Options exercisable at \$0.022 on or before 1 July 2023.
Other directorships in listed entities held in the previous three years	None
<b>Cameron McLean</b>	(CEO & Managing Director)
Qualifications	-
Appointment Date	12 October 2018
Experience	Cameron McLean has more than 20 years' experience leading and managing a range of commercial activities, including co-directing London business, iBase Limited in the geo-technology sector and as CFO at Snowden Mining Industry Consultants, Kagara Limited and Atrum Coal.  Mr McLean has a background in accounting and finance with experience originating at Western Mining in Melbourne. Mr McLean is the founder and major shareholder of the mining investment platform, Mineral Intelligence. Through Mineral Intelligence, Mr McLean has facilitated over \$100M in mining transactions over the past 5 years.
Interest in shares and options	17,256,980 Ordinary Shares; 2,009,974 Listed Options exercisable at \$0.022 on or before 1 July 2023; 6,938,025 Listed Options exercisable at \$0.01 on or before 1 November 2022.
Other directorships in listed entities held in	- Non-Executive Director of Queensland Pacific Metals Limited ( <i>previously Pure</i>

# Great Northern Minerals Limited

## Directors' Report 30 June 2021

the previous three years	<i>Minerals Limited</i> ) (30 November 2018 - ) - Non-Executive Chairman of DC Two Limited (1 September 2020 - 31 August 2021)
<b>Simon Peters</b>	(Non-Executive Director)
Qualifications	BEng (Mining) MAusIMM (Hons)
Appointment Date	6 December 2016
Experience	Mr Peters is a highly experienced mining executive and qualified mining engineer with more than 20 years' experience in both hard and soft rock exploration, mine development and operations. Over the past 10 years, he has had corporate experience on ASX listed boards in senior executive roles. He has held operational and management positions across 3 continents (Africa, Australia & Asia) covering all sections of the exploration & mining development process, including large scale and complex feasibility studies, stakeholder engagement, permits and approvals. Simon is currently a Partner of Sustainable Project Services, which provides strategic & technical management consultancy advice to government, mining and agricultural sectors. Simon is also founding director of Murray Basin Resources a company focused on gold exploration in north west Victoria. He holds a bachelor of engineering (mining) with Honours from Federation University Australia and an unrestricted WA quarry manager's certificate.
Interest in shares and options	2,932,360 Ordinary Shares; 38,462 Listed Options exercisable at \$0.18 on or before 15 December 2021; 327,534 Listed Options exercisable at \$0.022 on or before 1 July 2023; 3,000,000 Listed Options exercisable at \$0.01 on or before 1 November 2022.
Other directorships in listed entities held in the previous three years	-Managing Director of E2 Metals Limited (27 June 2017 – 20 December 2018)
<b>Simon Coxhell</b>	(Technical Director)
Qualifications	BSc, Masters Qualifying
Appointment Date	1 April 2020

Experience	Simon Coxhell is a geologist with 34 years of diverse experience encompassing all aspects of the resource sector including exploration, resource development, metallurgical considerations and mining. Over the last 20 years he has had significant corporate experience on ASX listed boards in senior executive appointments and between 2016-2018 led Echo Resources Limited (ASX: EAR) as Managing Director/CEO, elevating and growing the company from an 8 million dollar market capitalisation exploration focused company to an emerging gold producer with a maximum market capitalisation of 182 million dollars, centred on the re-establishment of the Bronzewing Gold Mine. Over a 3 year period he developed the gold resource base of Echo from 100,000 resource ounces to a total resource base of 1.7 million ounces of gold, and a maiden reserve of 800,000 ounces, for the Stage 1 and Stage 2 development option, in August 2018. Northern Star purchased a 19% holding on market in late 2018 to become the largest shareholder and in August 2019 launched a successful takeover of Echo with an implied value of \$244 million.
Interests in shares and options	1,503,759 Ordinary Shares 6,000,000 Listed Options exercisable at \$0.01 on or before 1 November 2022 187,970 Listed Options exercisable at \$0.022 on or before 1 July 2023.
Other directorships in listed entities held in the previous three years	-Technical Director of Blaze Minerals Limited (5 April 2019 - ) -Managing Director of Echo Resources Limited (8 February 2016 - 2 October 2018)

# Great Northern Minerals Limited

Directors' Report  
30 June 2021

## Principal Activities

### In summary activities during the reporting period comprised:

- The completion of a maiden RC drilling program at Camel Creek and Big Rush leading to a number of encouraging gold intersections and the completion of a JORC 2012 resource estimate upgrade for Big Rush. A total of 3.50 million tonnes at 1.36 g/t Au for 154,000 ounces was estimated.
- The completion of a diamond drilling program at Big Rush beneath the central pit.
- In August 2020 a drilling program at the Camel Creek Gold Project was completed which comprised a total of 18 RC drill holes for a total of 2,518 metres. Significant results were returned from every drillhole highlighting the potential at Camel Creek and demonstrating the continuity of the gold mineralisation over an extensive strike length.
- In December 2020 an additional drilling program was instigated at Camel Creek which comprised 15 aircore and RC holes for 1,090 metres testing three different areas and extended the drill testing completed earlier by Great Northern Minerals to over approximately 1,000 metres of strike. Drillhole depths ranged from 68 to 90 metres and averaged 73 metres total depth.
- In April 2021 a large RC program comprising 49 RC holes for 5996 metres of drilling at Camel Creek was completed testing over 2200 metres of strike, with a number of significant results returned.
- In February 2021 a large arsenic anomaly extending over 500 metres of strike located adjacent to the south west corner of the Big Rush mining was identified based on compiled historic data. A site visit and sampling program returned a number of anomalous gold results with a maximum value of 26.64 g/t Au.
- Ongoing environmental monitoring at all projects has been ongoing as part of the statutory requirements for managing the mining leases.

# Great Northern Minerals Limited

Directors' Report  
30 June 2021

## Golden Ant Project Acquisition: North Queensland Gold Projects

On 14<sup>th</sup> May 2019, Great Northern Minerals Limited entered into an option agreement to acquire a 100% interest in three gold projects in North Queensland (Figure 1) which had been previously mined by private earthmoving contractors and developers during the mid-1980s and 1990s. All of the mines were in mineralisation when mining ceased when the gold price was below US\$400.

During this time period a large number of shallow oxide open pits at Camel Creek, Golden Cup and Big Rush were mined and subjected to heap leach processing. Estimated gold recovery from the heap leach operations was estimated to be 60-80%. Review and due diligence of the projects also outlined substantial potential for the delineation of gold resources underneath the previously mined shallow open pits, with a number of historical high grade gold drilling intercepts which had not been followed up.

GNM now holds three projects covering 695km<sup>2</sup> across 11 granted Mining Leases, two 100% owned exploration permits and one joint ventured exploration permit.

**Table 1:** Historic Mining and Heap Leach Operations

Deposit	Ore Mined (tonnes)	Grade (g/t Au)	Ounces Mined
Camel Creek	1,059,696	1.68	57,238
Camel Creek Satellites	188,876	2.29	13,906
Golden Cup	201,081	2.83	18,296
Golden Cup Satellites	94,548	1.92	5,836
Big Rush	983,000	2.21	69,703
<b>TOTAL</b>	<b>2,527,201</b>	<b>2.03</b>	<b>164,979</b>

On 10 August 2020, the Company announced that agreement had been reached for early settlement of 100% ownership in the three projects. The parties to the Heads of Agreement entered into a deed of variation to reduce the total consideration from \$1,732,000 to \$849,450.



**Figure 1:** Camel Creek, Golden Cup and Big Rush Location Plan



# Great Northern Minerals Limited

Directors' Report  
30 June 2021

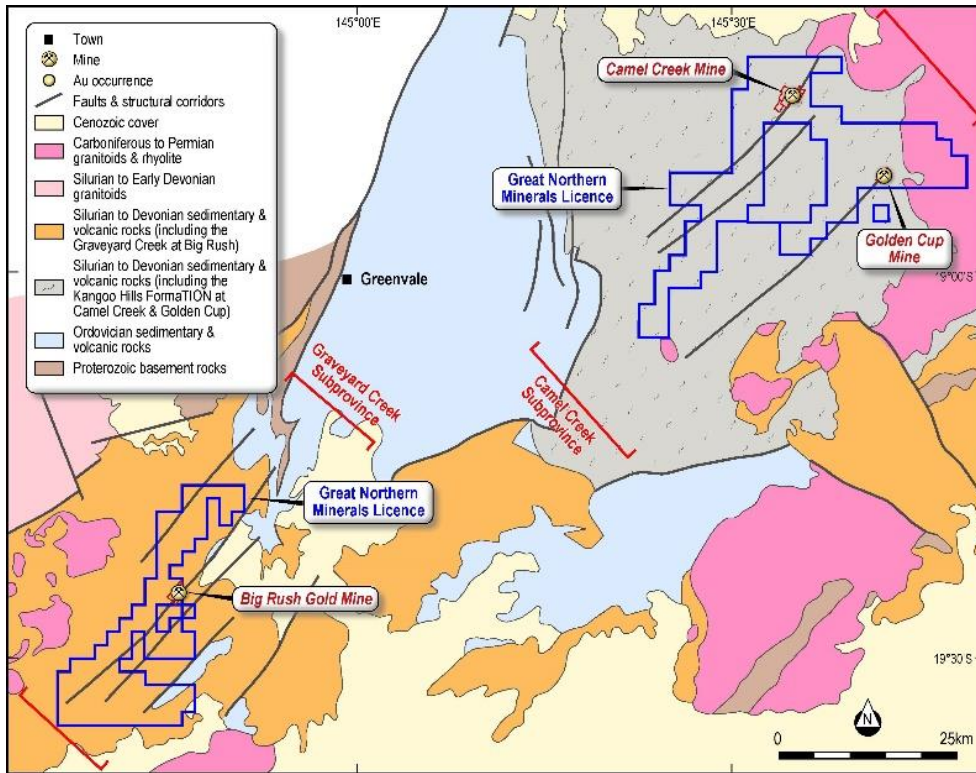


Figure 2: Camel Creek, Golden Cup and Big Rush Geological Location Plan

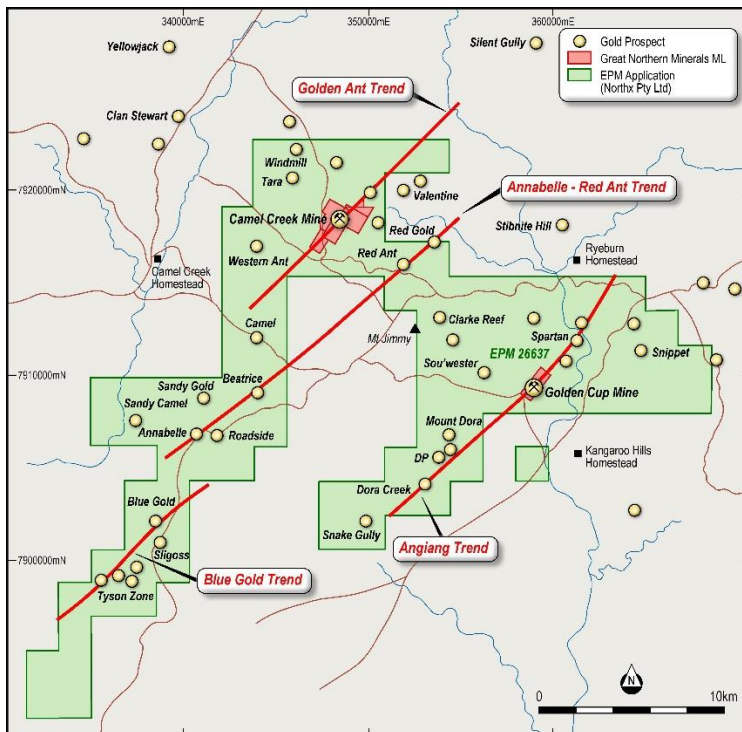


Figure 3: Golden Cup & Camel Creek Projects (325 square kilometres)

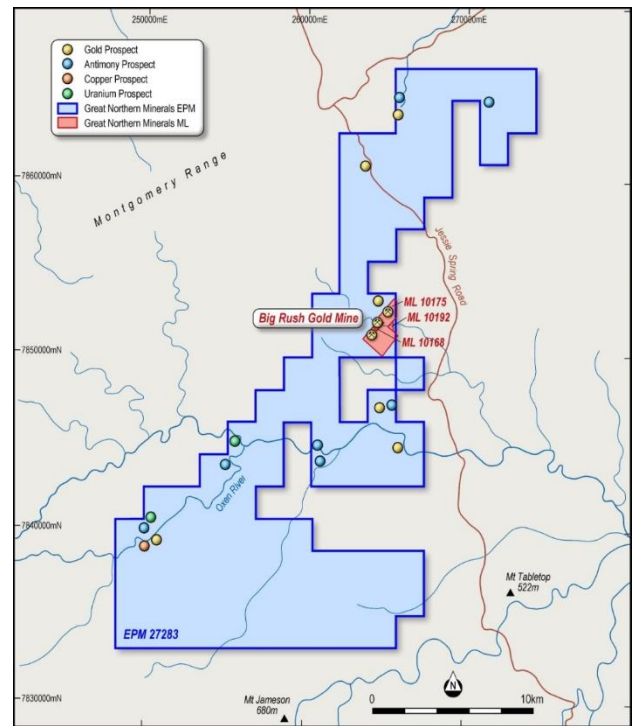


Figure 4: Big Rush Project (300 square kilometres)

# Great Northern Minerals Limited

Directors' Report  
30 June 2021

## Camel Creek

### Camel Creek RC Drilling Program: April 2021

In mid April 2021 the Company completed a reverse circulation (RC) drilling program at Camel Creek. The program consisted of 49 RC holes for 5996 metres of drilling.

The drilling program tested approximately 2200 metres of strike of the Camel Creek known gold mineralisation on nominal 40 metre centres, with at least one hole drilled per section. This work defined and highlighted two main zones of higher grade mineralisation which was further tested in August 2021 with an additional RC program comprising 12 RC holes for 2861 metres of drilling and 3 diamond precollars for a total of 401 metres. Results are due in September 2021.

The high grades in CCRC50→CCRC54 and CCRC63 relate to testing of the Hinge Zone target where deeper drilling in a new untested position has outlined a substantial zone of new gold mineralisation which has now been defined over 250 metres of strike and extending to at least 180 metres below surface and is open at depth and along strike.

CCRC67→CCRC78 were drilled to the north on nominal 40 metre centres, initially targeting underneath the previously mined areas. Results in these areas have defined substantial gold mineralisation extending over 350 metres of strike and 100 metres vertical depth. Further deeper drilling in these areas is required with all of the zones open at depth.

- **One Metre assay results at the Camel Creek Gold Project include:**
  - **58 m @ 5.86 g/t Au** (CCRC50) from 155 metres including **18 m @ 14.09 g/t Au from 189 metres including 1 metre @ 153.89 g/t Au from 191 metres**
  - **22 m @ 7.38 g/t Au** (CCRC54) from 154 metres including **15 m @ 10.43 g/t Au**
  - **32 m @ 2.62 g/t Au** (CCRC51) from 164 metres including **7 m @ 5.79 g/t Au**
  - **34 m @ 2.52 g/t Au** (CCRC52) from 126 metres
  - **61 m @ 1.62 g/t Au** (CCRC63) from 167 metres including **35 m @ 1.95 g/t Au**
  - **9 m @ 2.66 g/t Au** (CCRC72) from 52 metres
  - **29 m @ 2.77 g/t Au** (CCRC73) from 78 metres including **16 m @ 4.03 g/t Au**
  - **8 m @ 2.77 g/t Au** (CCRC76) from 56 metres
  - **20 m @ 1.79 g/t Au** (CCRC77) from 95 metres
  - **14 m @ 1.76 g/t Au** (CCRC78) from 57 metres

# Great Northern Minerals Limited

Directors' Report  
30 June 2021

- A number of high grade antimony (+/- silver) intersections were also returned with higher grades returned from the Hinge Zone. The specific orientation of these interpreted discrete vein structures is unclear at present given the wide spaced nature of the previous RC drilling, however closer spaced RC coupled to the planned diamond drilling is expected to assist in the understanding in due course. In summary:

Hole	From	To	Thickness	Au (g/t)	Ag (g/t)	Sb (%)
CCRC50	191	198	7	32.34	6.92	5.3
CCRC51	165	171	6	5.46	4.72	0.8
CCRC51	185	190	5	2.80	1.60	0.5
CCRC52	152	157	5	5.47	3.04	0.6
CCRC53	155	157	2	4.56	2.34	0.5
CCRC54	162	176	14	10.89	15.37	1.2
CCRC63	176	179	3	3.10	0.75	0.2
CCRC63	220	223	3	10.80	32.60	0.7
CCRC47	114	119	5	3.19	0.79	0.8
CCRC48	54	57	2	3.43	0.63	0.8
CCRC73	78	80	2	6.60	1.86	0.4
CCRC77	95	99	4	3.54	1.13	0.7
CCRC78	66	69	3	6.00	2.26	0.6

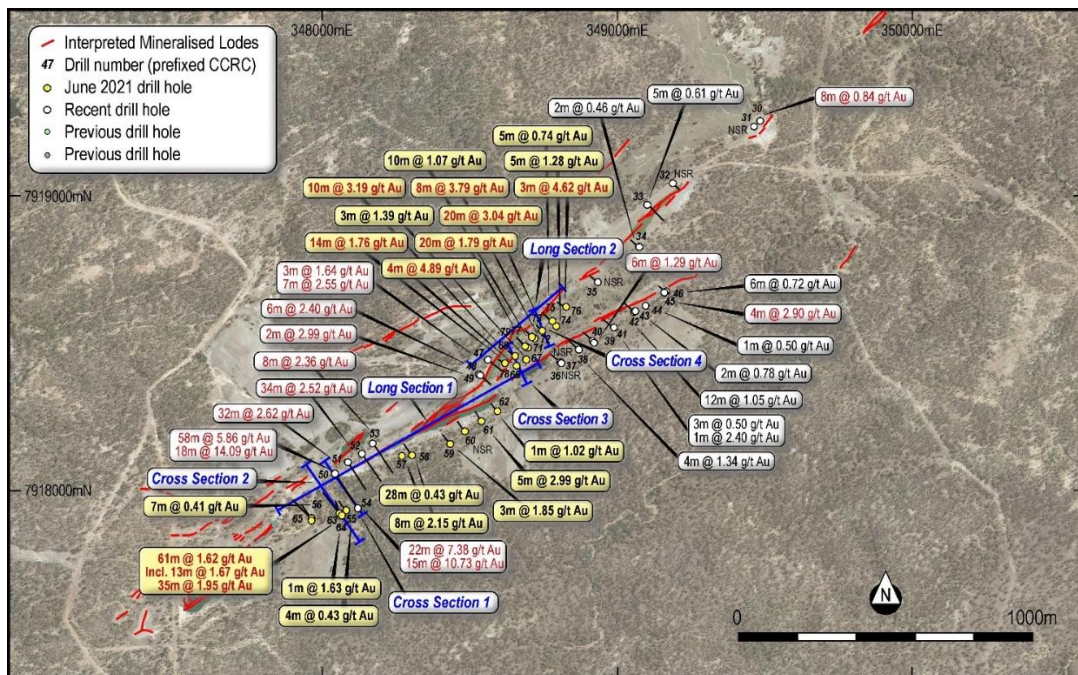


Figure 5: Location plan and gold results of the 2021 Camel Creek Drilling on Aerial Imagery

A full listing of the gold intersections is documented in Table Two and Table Three. The majority of the anomalous intersections are associated with a strong mylonite zone trending north east and in places up to 20 metres in width and extending along strike over the entire area tested.

An increase in quartz veining and specifically sulphide content accompanies the anomalous intersections. True thickness of the mineralised zones as determined from the drilling range from 2→25 metres, with the Hinge Zone showing a southerly plunging ore shoot is likely.

# Great Northern Minerals Limited

Directors' Report  
30 June 2021

**Table 2:** One Metre Assay results: (CCRC30→CCRC50) Camel Creek Gold Project (>0.5 g/t Au)

Hole	East	North	RL	Dip	Azimuth	Final Depth	From	To	Intersection
CCRC30	349483	7919254	458	-55	140	95	68	76	8 m @ 0.84 g/t Au
CCRC31	349465	7919236	458	-55	140	83			NSR
CCRC32	349187	7919041	458	-55	130	119			NSR
CCRC33	349101	7918971	458	-55	130	125	107	112	5 m @ 0.61 g/t Au
CCRC34	349074	7918824	458	-55	310	66	49	51	2 m @ 0.46 g/t Au
CCRC35	348933	7918705	458	-60	310	77			NSR
CCRC36	348806	7918438	458	-55	310	83			NSR
CCRC37	348808	7918436	458	-70	310	101			NSR
CCRC38	348870	7918476	460	-55	310	77	65	67	2 m @ 2.31 g/t Au
CCRC39	348918	7918505	486	-55	310	77	57	63	6 m @ 1.19 g/t Au
CCRC40	348919	7918502	485	-70	310	95	60	64	NSR
CCRC41	348988	7918551	484	-55	310	77	57	60	3 m @ 0.50 g/t Au
CCRC41						and	67	68	1 m @ 2.64 g/t Au
CCRC42	349059	7918607	472	-55	305	59	37	49	12 m @ 1.05 g/t Au
CCRC43	349058	7918604	472	-70	305	101	64	66	2 m @ 0.55 g/t Au
CCRC43						and	82	84	2 m @ 0.78 g/t Au
CCRC44	349095	7918626	469	-55	305	65	46	47	1 m @ 0.50 g/t Au
CCRC45	349164	7918673	472	-55	310	53	20	24	4 m @ 2.96 g/t Au
CCRC46	349161	7918672	478	-70	310	53	36	42	6 m @ 0.72 g/t Au
CCRC47	348560	7918443	476	-65	123	131	96	99	3 m @ 1.64 g/t Au
CCRC47						and	113	120	7 m @ 2.55 g/t Au
CCRC48	348534	7918392	476	-55	120	89	53	59	6 m @ 2.40 g/t Au
CCRC49	348530	7918395	482	-65	130	101	84	86	2 m @ 2.99 g/t Au
<b>CCRC50</b>	<b>348043</b>	<b>7918057</b>	<b>485</b>	<b>-65</b>	<b>140</b>	<b>227</b>	<b>155</b>	<b>213</b>	<b>58 m @ 5.86 g/t Au</b>
						<b>including</b>	<b>189</b>	<b>207</b>	<b>18 m @ 14.09 g/t Au</b>
						<b>including</b>	<b>191</b>	<b>192</b>	<b>1 m @ 153.89 g/t Au</b>

# Great Northern Minerals Limited

Directors' Report  
30 June 2021

**Table 3: One Metre Assay results: (CCRC51→CCRC78) Camel Creek Gold Project (>0.5 g/t Au)**

Hole	East	North	RL	Dip	Azimuth	Final Depth	From	To	Intersection
CCRC51	348087	7918096	490	-65	140	238	164	196	32 m @ 2.62 g/t Au
						including	164	171	7 m @ 5.79 g/t Au
CCRC52	348132	7918125	488	-65	140	224	126	160	34 m @ 2.52 g/t Au
CCRC53	348169	7918160	486	-65	140	242	155	163	8 m @ 2.36 g/t Au
CCRC54	348119	7917939	515	-65	320	218	154	176	22 m @ 7.38 g/t Au
						including	161	176	15 m @ 10.43 g/t Au
						including	162	169	7 m @ 16.64 g/t Au
CCRC55	348083	7917934	507	-75	320	170	168	172	4 m @ 0.43 g/t Au
CCRC56	347964	7917903	499	-75	325	194	162	169	7 m @ 0.41 g/t Au
CCRC57	348269	7918123	479	-75	320	92	42	48	6 m @ 0.67 g/t Au
						and	52	67	15 m @ 0.41 g/t Au
CCRC58	348305	7918123	490	-75	320	128	88	93	5m @ 2.77 g/t Au
CCRC59	348431	7918161	500	-75	320	242	147	150	3 m @ 1.85 g/t Au
CCRC60	348483	7918200	497	-75	320	164			NSR
CCRC61	348544	7918235	492	-75	320	164	104	109	5 m @ 2.99 g/t Au
CCRC62	348594	7918271	487	-75	320	116	89	90	1 m @ 1.02 g/t Au
CCRC63	348067	7917920	507	-75	329	242	167	228	61 m @ 1.62 g/t Au
						incl	167	180	13 m @ 1.67 g/t Au
						incl	192	228	35 m @ 1.95 g/t Au
						incl	220	228	8 m @ 4.99 g/t Au
CCRC64	348060	7917925	507	-60	320	224	154	155	1 m @ 1.63 g/t Au
CCRC65	347965	7917909	496	-55	312	158			NSR
CCRC66	348658	7918419	481	-62	135	110	88	92	4 m @ 4.89 g/t Au
CCRC67	348691	7918445	488	-62	140	98	82	85	3 m @ 1.39 g/t Au
CCRC68	348655	7918460	478	-70	305	104	77	87	10 m @ 3.19 g/t Au
CCRC69	348685	7918484	484	-55	310	86	67	69	3 m @ 1.05 g/t Au
CCRC70	348712	7918518	480	-55	315	68	39	45	6 m @ 0.39 g/t Au
CCRC71	348716	7918518	481	-70	315	74	51	61	10 m @ 1.07 g/t Au
CCRC72	348742	7918545	480	-70	310	74	52	61	9 m @ 2.66 g/t Au
CCRC73	348745	7918544	478	-85	312	134	78	107	29 m @ 2.77 g/t Au
						incl	78	94	16 m @ 4.03 g/t Au
						and	119	121	2 m @ 2.75 g/t Au
CCRC74	348777	7918572	475	-60	310	80	52	57	5 m @ 1.28 g/t Au
CCRC75	348786	7918560	480	-75	310	116	91	96	5 m @ 0.74 g/t Au
CCRC76	348826	7918621	474	-70	302	74	59	62	3 m @ 4.62 g/t Au
CCRC77	348695	7918483	474	-70	312	122	95	115	20 m @ 1.79 g/t Au
CCRC78	348618	7918432	472	-75	305	86	57	71	14 m @ 1.76 g/t Au

# Great Northern Minerals Limited

Directors' Report  
30 June 2021

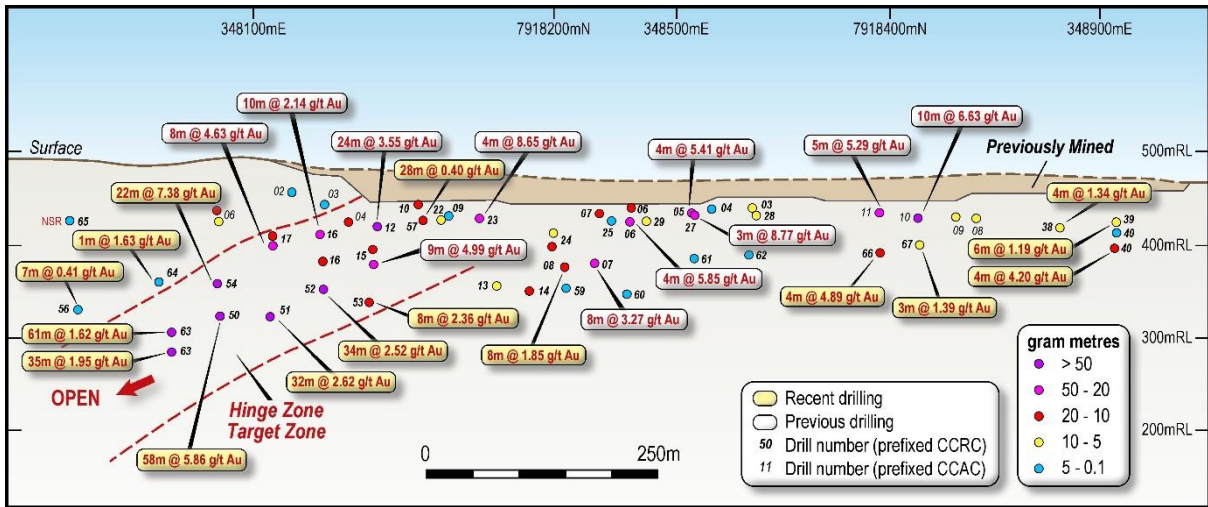


Figure 6: Long Section 1: Central Pit Area, Camel Creek

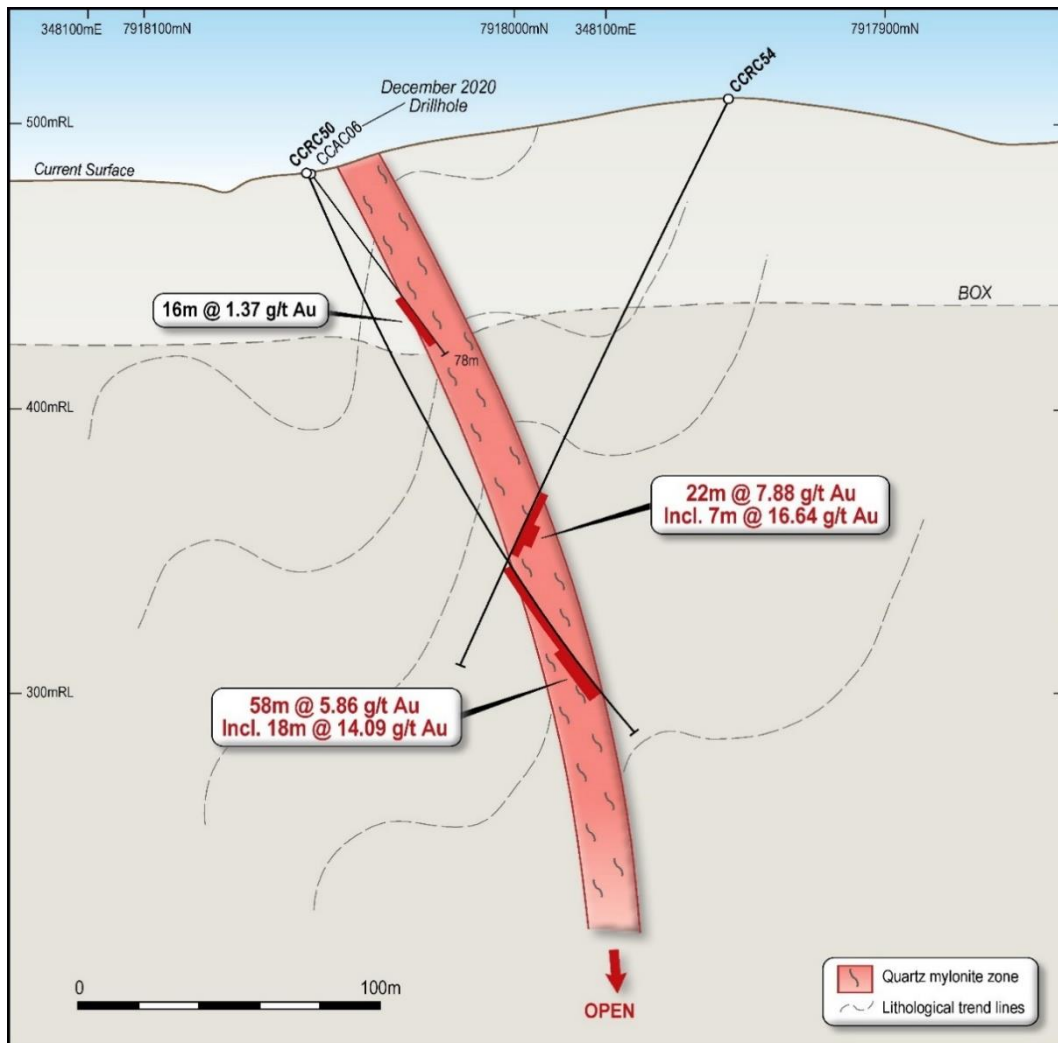


Figure 7: Cross Section 1: CCRC50 and CCRC54

# Great Northern Minerals Limited

Directors' Report  
30 June 2021

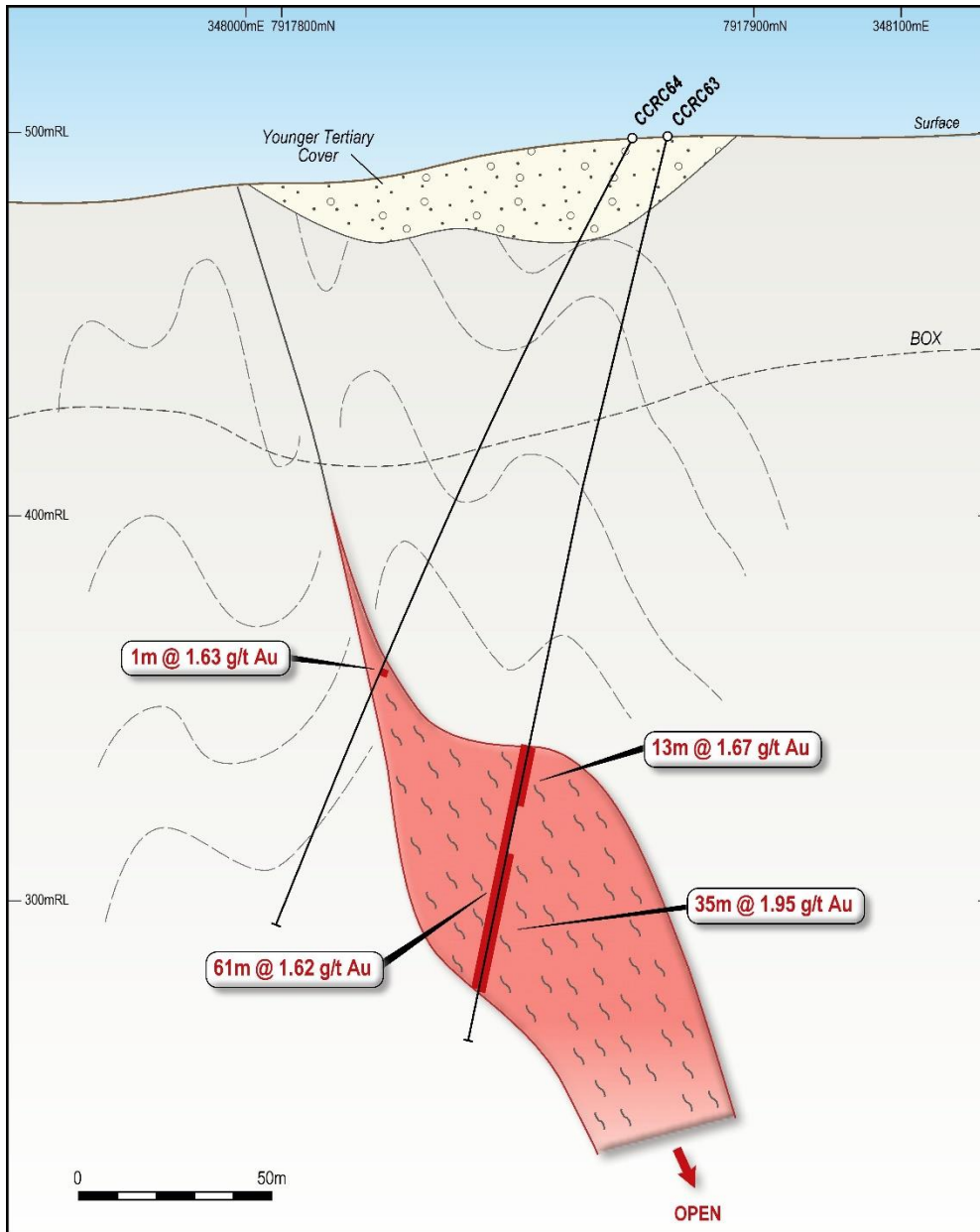


Figure 8: Cross Section 2: CCRC63 and CCRC64

# Great Northern Minerals Limited

Directors' Report  
30 June 2021

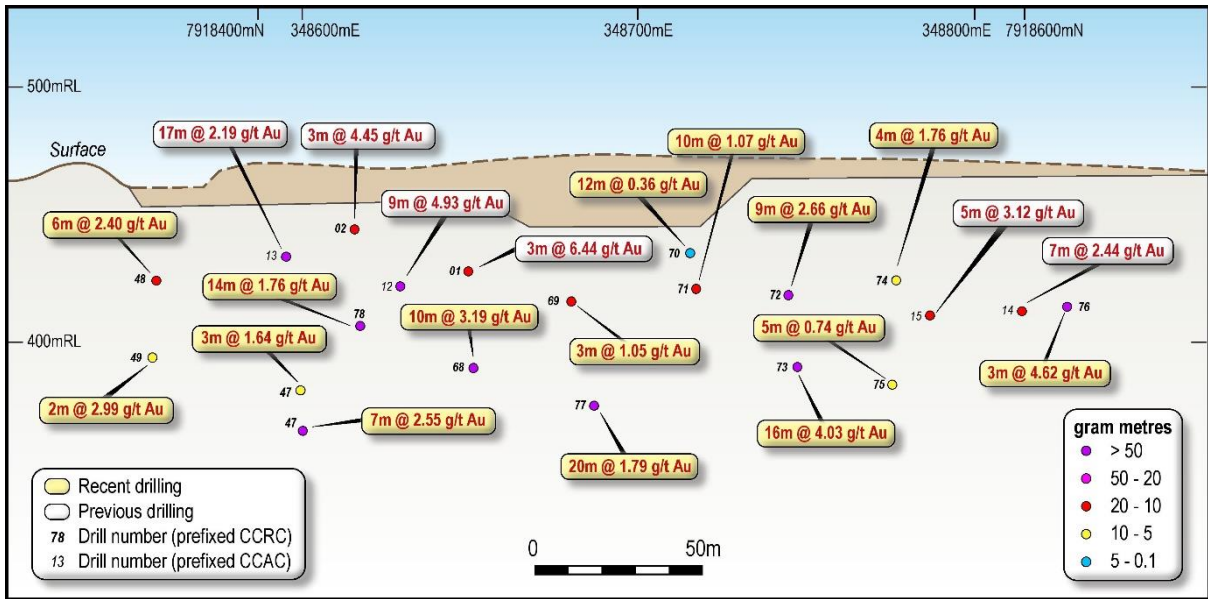


Figure 9: Long Section 2: North Pit Area, Camel Creek

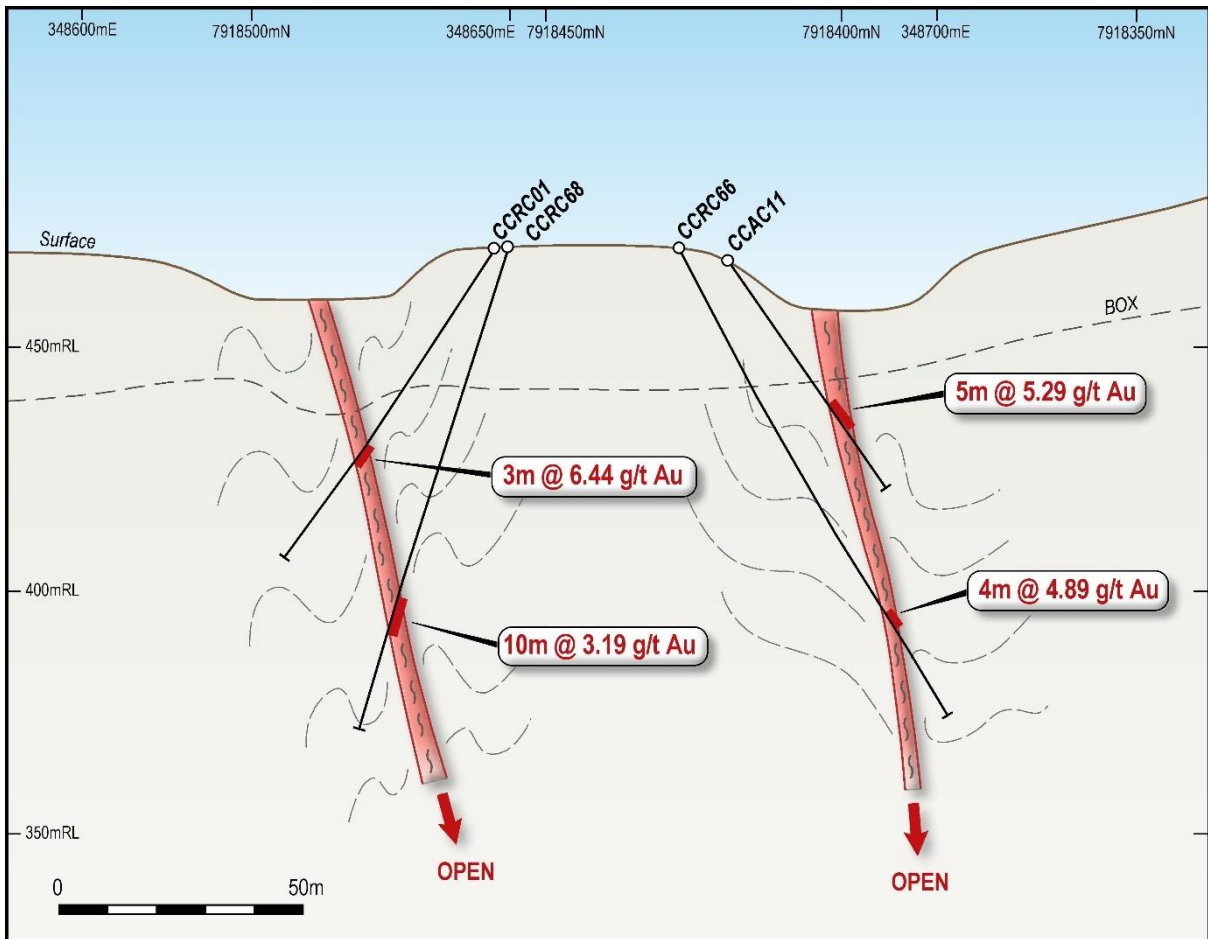


Figure 10: Cross Section 3: CCRC66 and CCRC68



# Great Northern Minerals Limited

Directors' Report  
30 June 2021

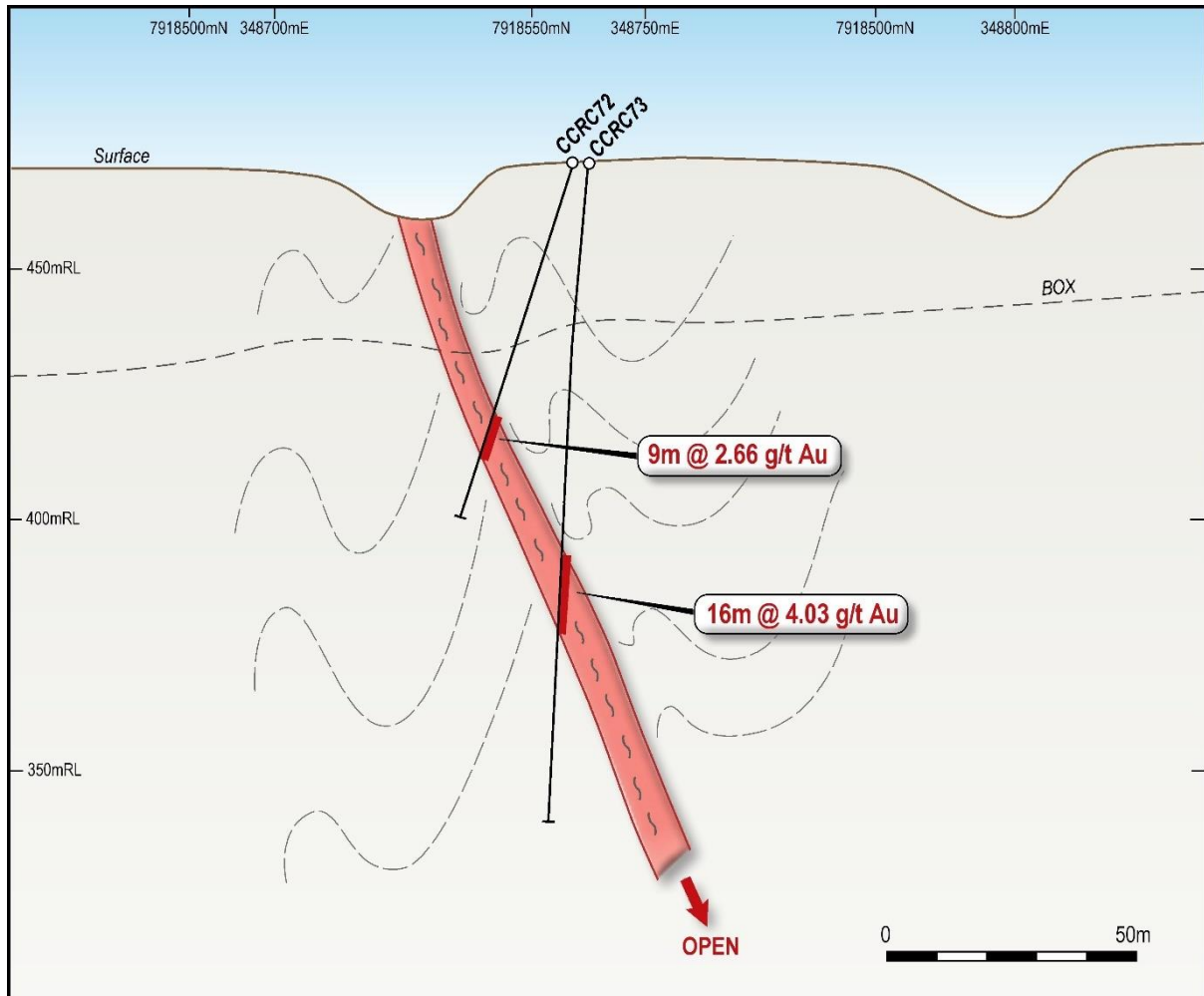


Figure 11: Cross Section 4: CCRC72 and CCRC73

## Camel Creek RC Drilling Program: July 2020

In July 2020 Great Northern Minerals Limited commenced and completed its first reverse circulation drilling program at Camel Creek, totaling 18 holes for 2,516 metres. This was the first systematic deep drilling program completed under the shallow oxide pits of the Camel Creek gold mineralized system. Previous historic mining at Camel Creek had been conducted over approximately 3.5 kilometers of strike and this initial drilling program focused on an initial 700 metres of strike with all drillholes intersecting the interpreted mineralized structure.

### Results included:

- 24m @ 3.55 g/t Au (CCRC012) from 58m
- 8m @ 4.63 g/t Au (CCRC017) from 85m
- 9m @ 4.99 g/t Au (CCRC015) from 109m
- 8m @ 3.27 g/t Au (CCRC007) from 147m
- 4m @ 5.41 g/t Au (CCRC005) from 63m
- 4m @ 5.85 g/t Au (CCRC006) from 88m
- 10m @ 2.14 g/t Au (CCRC016) from 69m

# Great Northern Minerals Limited

## Directors' Report 30 June 2021

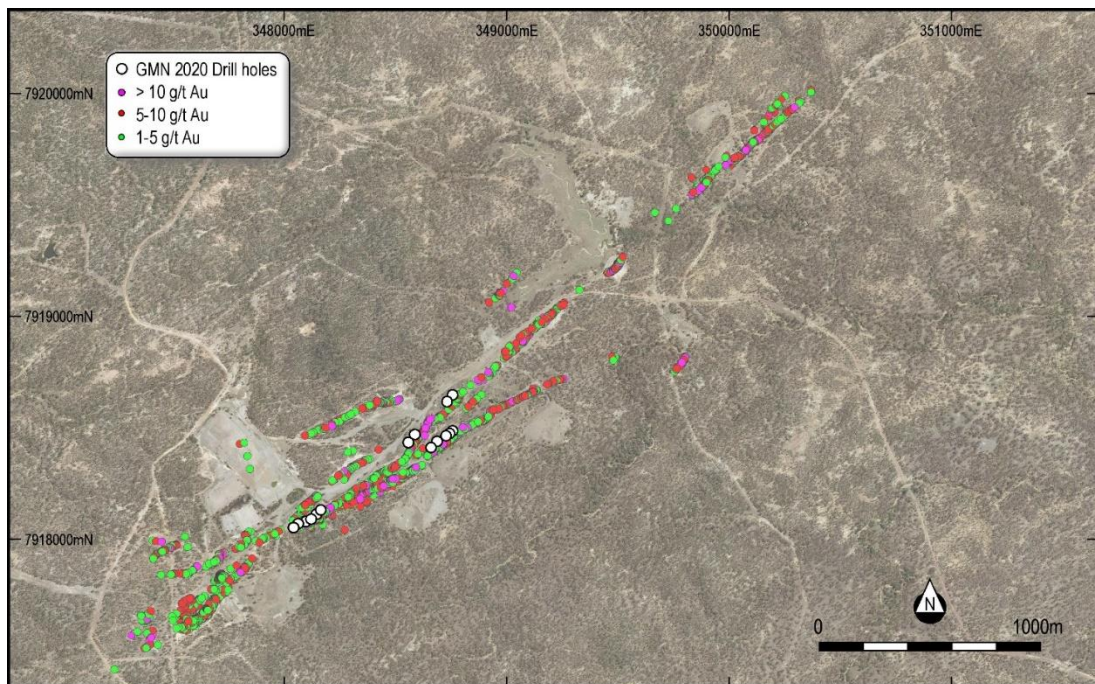
Encouragingly gold was encountered in every hole confirming strike continuity over the 700 metres, with significant additional upside along strike and at depth. The new holes drilled, the majority of which will require follow up drilling, were all drilled into the primary zone below the base of oxidation with hole depths ranging from 65 to 197 metres, with an average depth of 140 metres.

Two parallel zones were intersected in a number of holes highlighting multiple opportunities for further testing. An increase in quartz veining and sulphide content in general accompanies the gold intersections.

In December 2020 an additional drilling program took place at Camel Creek encompassing the drilling of 15 Aircore and RC holes for 1,090 metres testing three different areas and extended the drill testing completed earlier by Great Northern Minerals to over 1,000 metres of strike. Hole depths ranged from 68 to 90 metres and averaged 73 metres total depth. A large number of significant intersections were returned.

### Results included:

- **10m @ 6.63 g/t Au** (CCAC10) including 5m @ 12.20 g/t Au from 59 metres
- **5m @ 5.29 g/t Au** (CCAC11) from 47 metres
- **9m @ 4.93 g/t Au** (CCAC12) from 49 metres
- **11m @ 2.94 g/t Au** (CCAC13) from 46 metres
- **5m @ 3.12 g/t Au** (CCAC15) from 74 metres



**Figure 12:** Camel Creek Overview, illustrating GNM 2020 collars highlighting extensive untested mineralised strike extent

# Great Northern Minerals Limited

Directors' Report  
30 June 2021

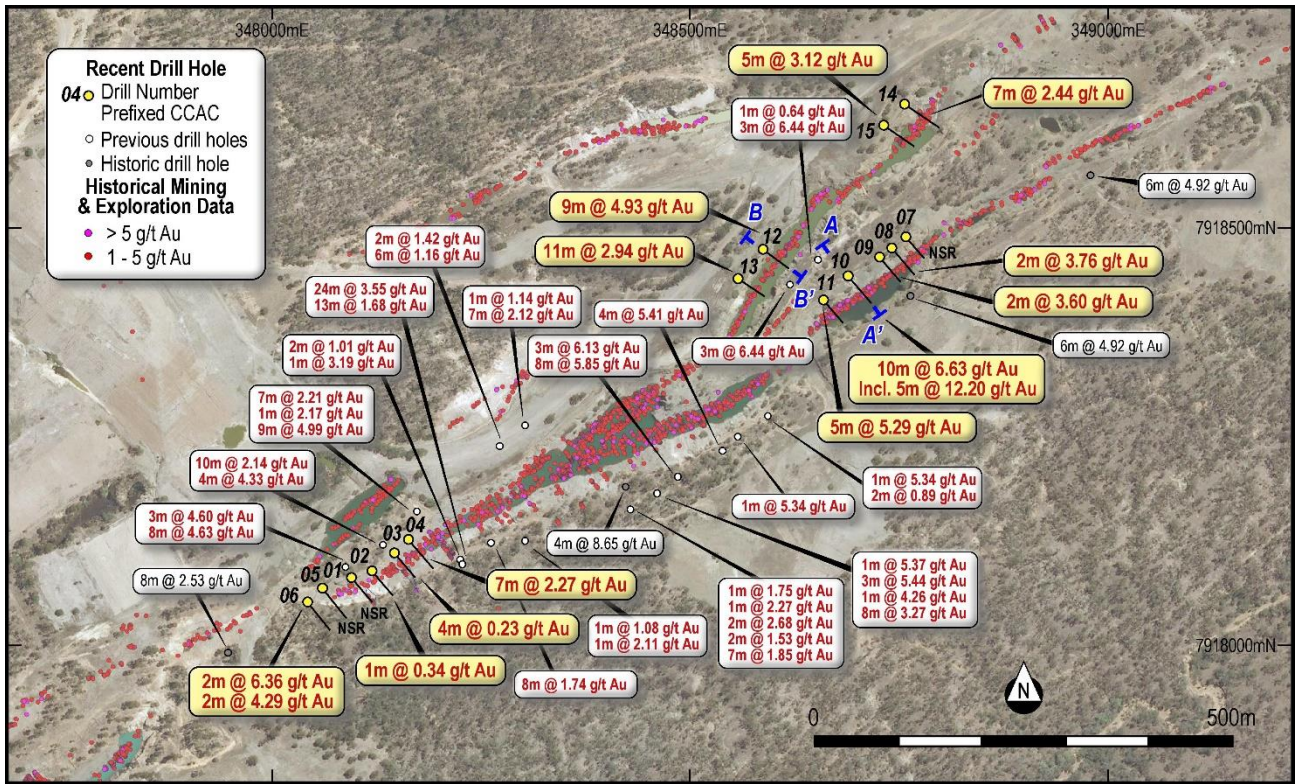


Figure 13: Camel Creek Detail, illustrating all GNM significant results

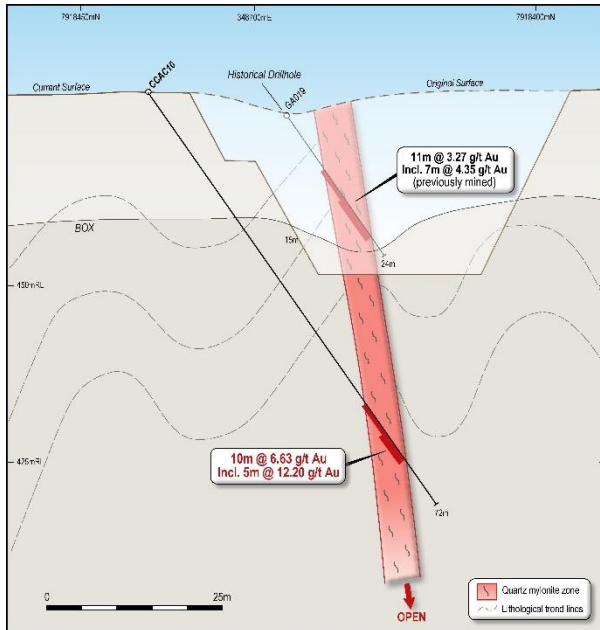


Figure 14: Cross Section One: (A→A): CCAC10

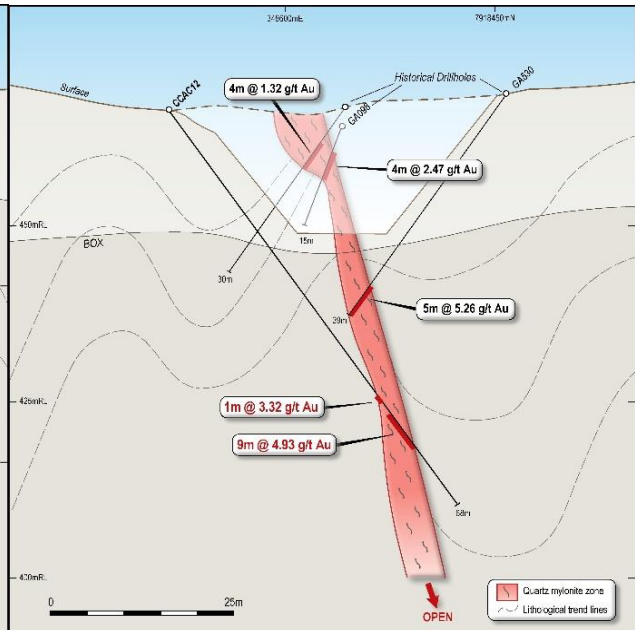


Figure 15: Cross Section One: (B→B) CCAC12

# Great Northern Minerals Limited

Directors' Report  
30 June 2021

## Big Rush

### Big Rush RC Drilling Program: September 2020

The drilling at Big Rush comprised 22 RC holes (BRRRC1012 to BRRRC1033) for 3,634 metres spread over approximately 900 metres of strike beneath the southern, central and northern previously mined shallow open pits. Drill hole depths ranged from 110 to 250 metres and averaged 165 metres.

#### Results included:

- **19m @ 5.11 g/t Au** (BRRRC1014) including **3m @ 21.73 g/t Au** from 77 metres
- **32m @ 1.32 g/t Au** (BRRRC1015) from 132 metres
- **28m @ 1.27 g/t Au** (BRRRC1018) from 91 metres
- **26m @ 1.99 g/t Au** (BRRRC1019) including **2m @ 17.56 g/t Au** from 119 metres
- **20m @ 1.28 g/t Au** (BRRRC1024) from 106 metres
- **11m @ 3.27 g/t Au** (BRRRC1025) from 144 metres
- **37m @ 2.28 g/t Au** (BRRRC1026) from 148 metres
- **8m @ 4.40 g/t Au** (BRRRC1030) from 155 metres

In October and November 2020 Great Northern Minerals Limited completed 4 HQ diamond holes for 1039.8 metres spread over approximately 200 metres of strike beneath the previously mined Central open pit at Big Rush. The individual detailed diamond results at Big Rush have highlighted an important laminated quartz vein which pinches and swells (boudinaged) and is the focus of the introduced gold at depth.

The drilling also allowed the completion of a JORC 2012 resource estimate for Big Rush.

#### Drill Results include:

- **3.05m @ 4.23 g/t Au** (BRRCD003) including **0.45m @ 21.47 g/t Au** from 238 metres
- **5.15m @ 1.21 g/t Au** (BRRCD002) from 230 metres
- **5.3m @ 1.27 g/t Au** (BRRCD004) from 204 metres

# Great Northern Minerals Limited

Directors' Report  
30 June 2021

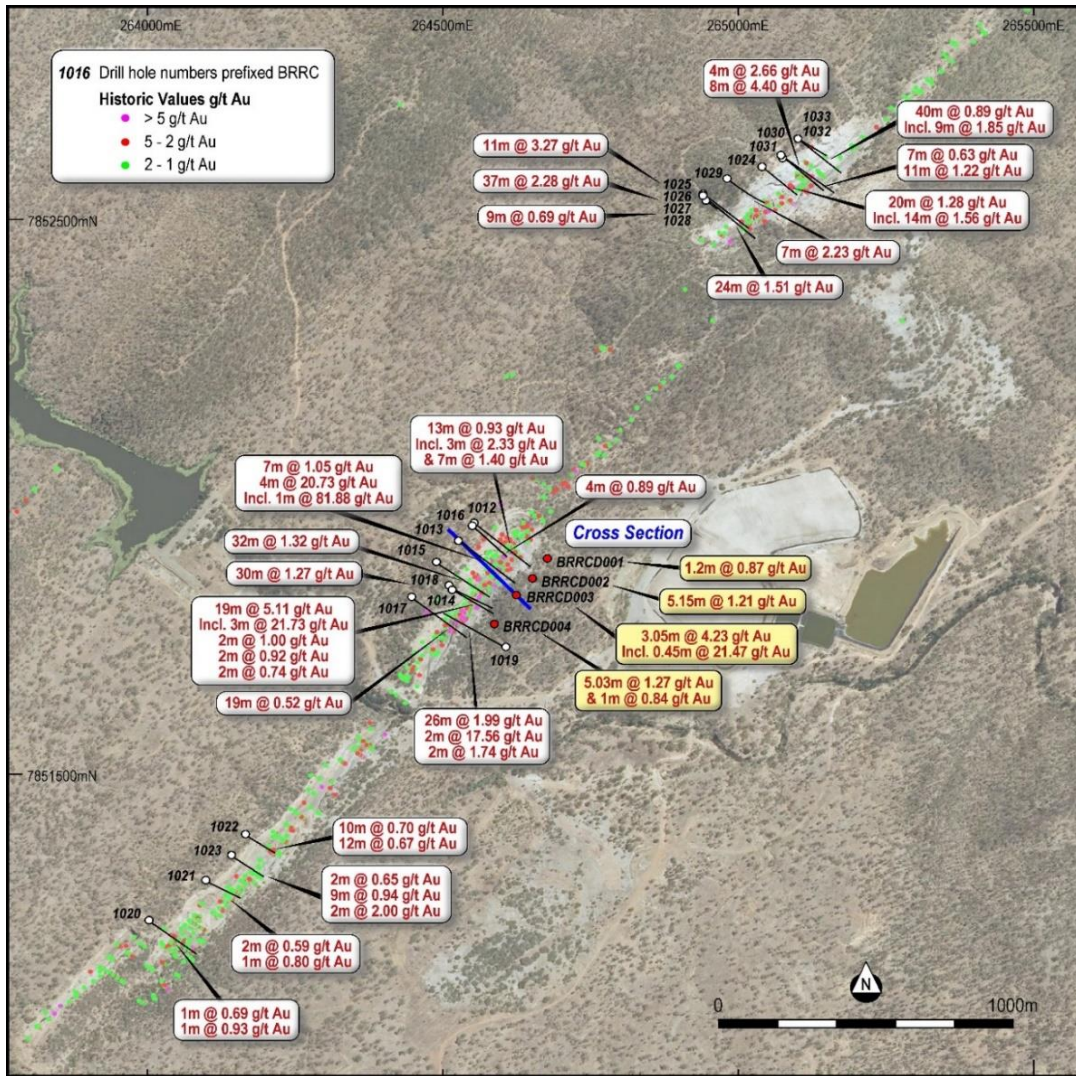


Figure 16: Big Rush Plan drill results

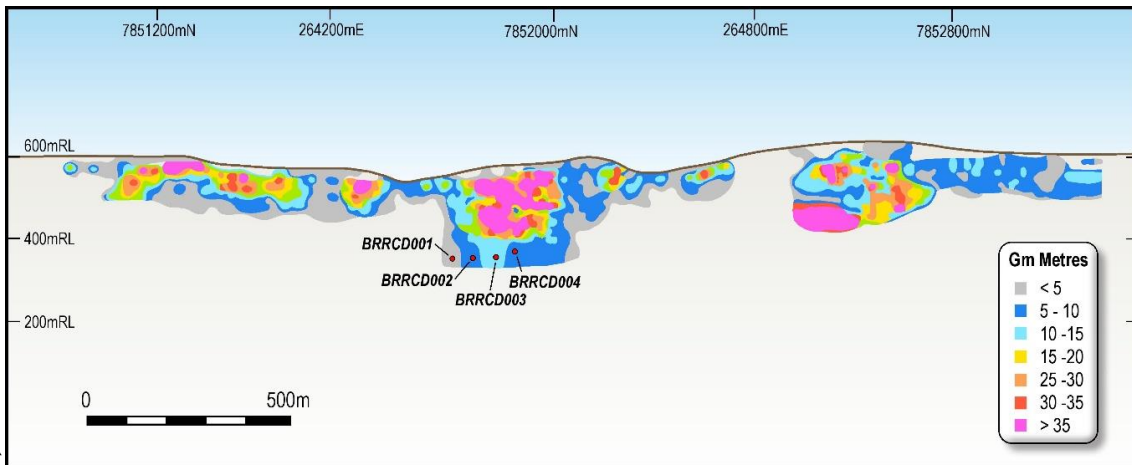


Figure 17: Big Rush Long Section (gram metres)

# Great Northern Minerals Limited

Directors' Report  
30 June 2021

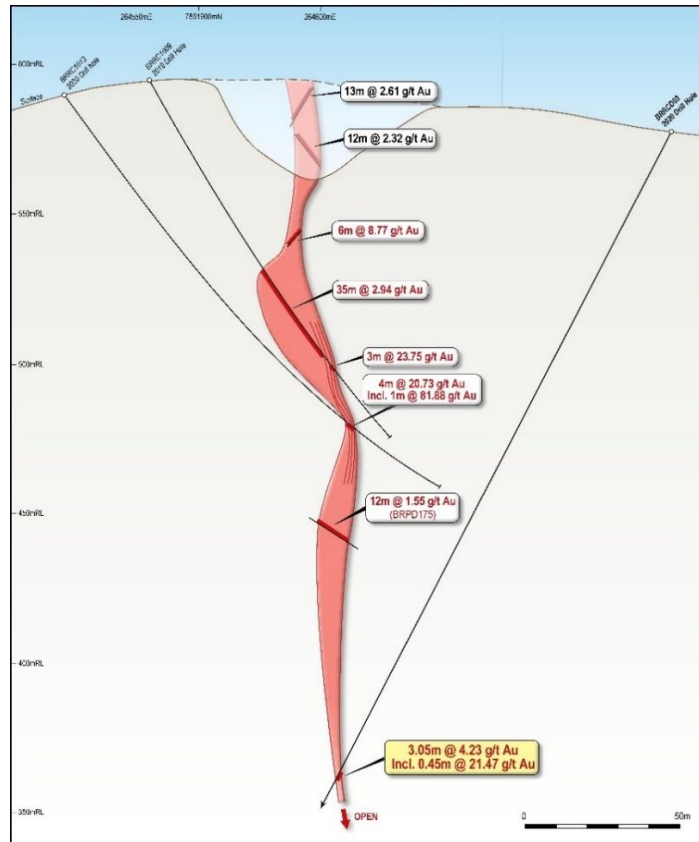


Figure 18: Cross Section One: Big Rush Drilling

## Rock Chip Sampling

Great Northern Minerals also received assay results for a rock chip sampling of a prominent arsenic gold anomaly from within Great Northern Minerals' tenement EPM 27283. This anomaly which corresponded with a topographic high (similar to the Big Rush mined deposits) recorded a maximum value of 26.64 g/t Au, which is considered highly encouraging. RC drill testing of this anomaly will be undertaken in the next drilling programme, with an initial 6 RC holes on 40 metres.

Table 4: Rock chip sample results over the anomaly

SampleNo	East	North	Au	As	Ba	Cu
	MGA 94 Z55		ppm	ppm	ppm	ppm
AH1	263515	7851223	0.574	2014.2	78.6	14.1
AH2	263484	7851184	0.228	243.8	29.8	5.2
AH3	263467	7851162	1.349	1833.6	106.6	14
AH4	263407	7851109	0.082	638.1	154.2	3.1
AH5	263394	7851072	0.327	2831.4	468.1	18.9
AH6	263331	7851048	1.533	742.4	53.4	4.1
AH7	263345	7851058	26.644	17418	351.1	6.1
AH8	263306	7851050	0.332	367.9	164.2	3.1
AH9	263286	7850993	0.724	598.7	60.3	5.6

# Great Northern Minerals Limited

Directors' Report  
30 June 2021

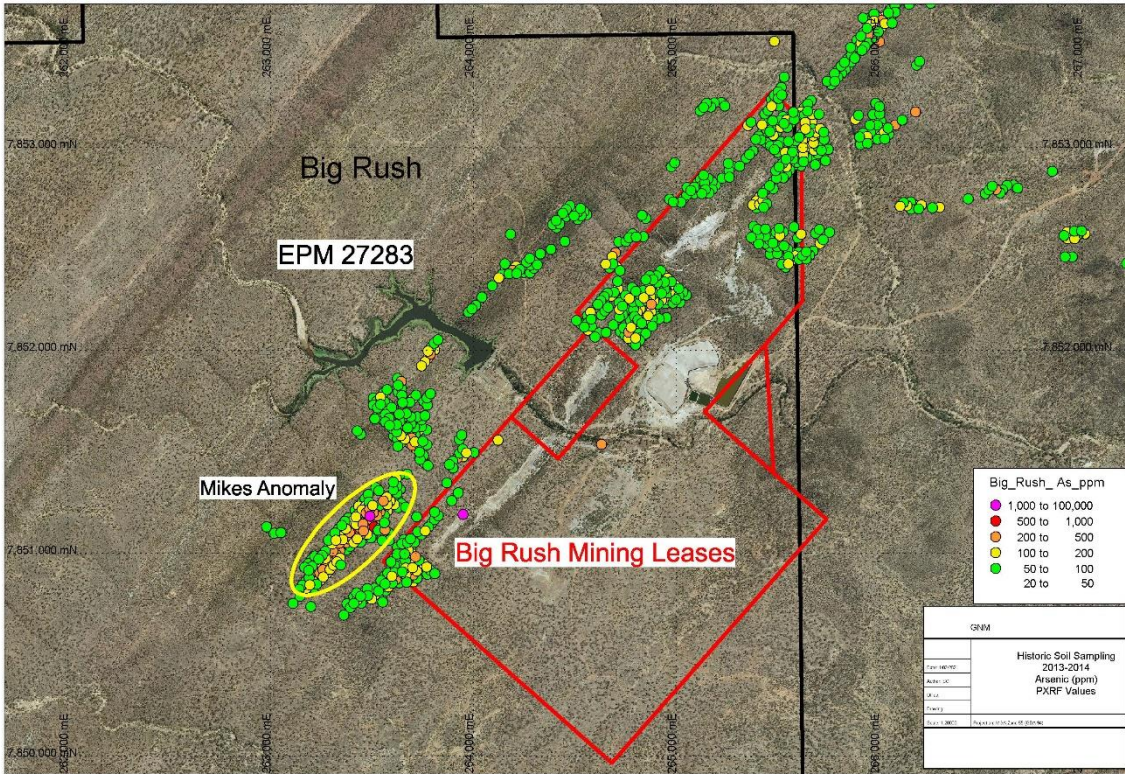


Figure 19: Mikes Anomaly: Regional Location Plan on Aerial Imagery

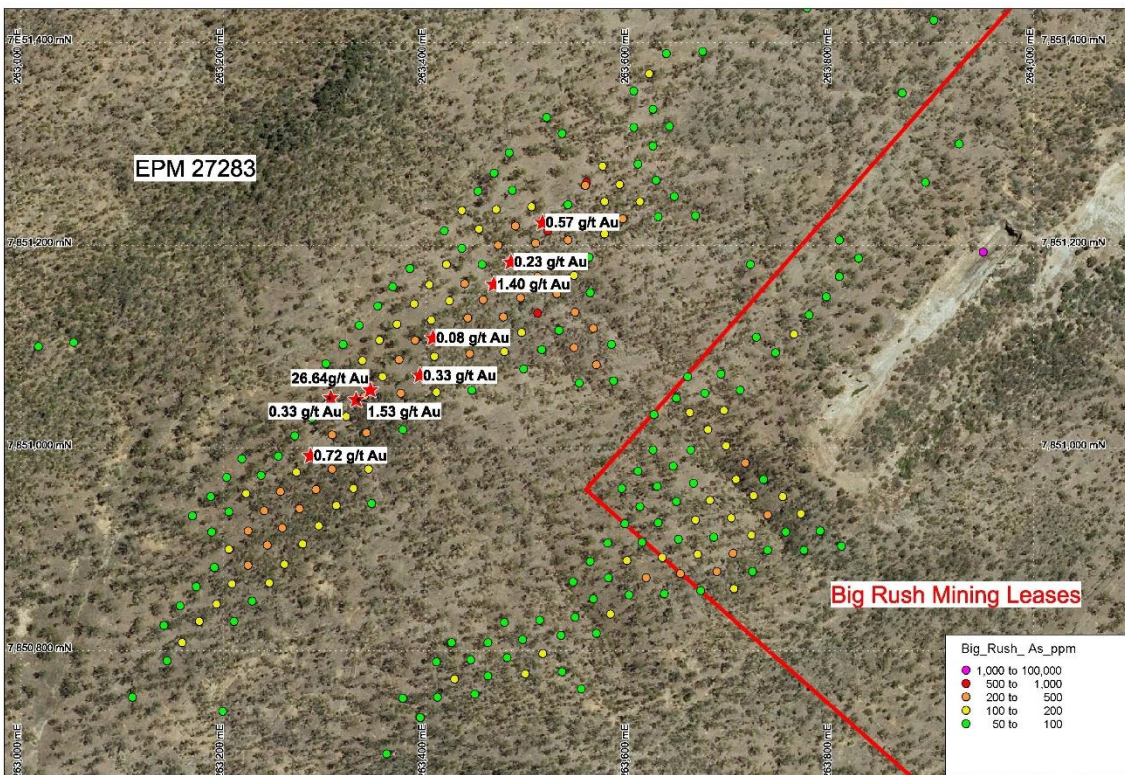


Figure 20: Mikes Anomaly: Detailed Location Plan, showing rock chip samples gold results

# Great Northern Minerals Limited

## Directors' Report 30 June 2021

Work by Great Northern Minerals has involved detailed data capture and compilation of all historic activities. This legacy data is of high value and quality and allows systematic review of all past work.

Great Northern Minerals obtained a copy of the various historic compiled data and identified the anomaly as a zone of interest. A site visit which involved a first pass rock chip sampling program involved the collection of 9 rock chip samples along the spine of the anomaly with results highlighting a plus 400 metre zone of interest and gold anomalism. The selective rock chip sampling targeted quartz and ferruginous material located in the vicinity of the anomaly and provides a clear focus for further work.

Site clearance surveys and logistical access work is required` prior to drill testing of Mikes Anomaly.



**Figure 21: Mikes Anomaly, Sampling activities**

### **Competent Persons Statement**

*The information in this report that relates to the Mineral Resource estimate is based on information compiled by Mr Andrew Beaton. Mr Beaton is a Member of the Australasian Institute of Mining and Metallurgy and is a part time consultant to Great Northern Minerals Ltd. Mr Beaton has sufficient experience which is relevant to the style of mineralisation and type of deposit under consideration and to the activity which he is undertaking to qualify as a Competent Person as defined in the 2012 Edition of the 'Australasian Code for Reporting of Exploration Results, Mineral Resources and Ore Reserves'. Mr Beaton consents to the inclusion in the report of the matters based on their information in the form and context in which it appears.*

*The information in this report that relates to Exploration Results is based on information compiled under the supervision of Simon Coxhell, the Technical Director of Great Northern Minerals Limited. Mr Coxhell is a member of the Australasian Institute of Mining and Metallurgy and has sufficient experience of relevance to the styles of mineralisation and type of deposit under consideration and to the activity which he is undertaking to qualify as a Competent Person as defined in the 2012 Edition of the "Australasian Code for Reporting of Exploration Results, Mineral Resources and Ore Reserves." Mr Coxhell consents to the inclusion in this report of the matters based on his information in the form and context in which they appear.*



# Great Northern Minerals Limited

Directors' Report  
30 June 2021

## CORPORATE

- On 10 August 2020, the Company announced that it had entered into a deed of variation to the Heads of Agreement with Q-Generate Pty Ltd to accelerate the completion of 100% ownership of the North Queensland gold projects. The parties to the agreement have mutually agreed to reduce the agreed deferred and further deferred consideration via an early cash payment of \$849,950, representing a discount of approximately 50% to the existing deferred and further deferred consideration per Heads of Agreement, totalling \$1.732M, which resulted in completion of Great Northern Minerals' 100% ownership of the Queensland gold projects. Great Northern Minerals Limited made the early cash payment of \$849,950 during August 2020.
- On 4 September 2020, the Company completed a placement via issuance of 80,521,786 fully paid ordinary shares, raising \$1.52 million. The funds raised were utilised to accelerate drilling at Company's Queensland gold projects and for general working capital.
- The Company also received commitments and support from Company Directors who collectively subscribed for 5,263,158 new shares worth \$100,000, which the shareholders approved at the Company's Annual General Meeting held on 2 November 2020.
- During January 2021, the Company settled termination payments to previous employees of the Company totalling \$104,740.
- On the 25 February 2021, the Company released an updated resource estimate for the Big Rush deposit. The updated resource at Big Rush followed on from the active drilling campaign completed in 2020 which comprised a total of 22 RC holes for 3634 metres and 4 HQ diamond holes for 1040 metres. A total resource of 3.5 million tonnes at 1.36 g/t for 154,000 ounces was independently estimated by resource geologist Lynn Widenber of Widenbar and Associates. Combined GNM gold resources now total 184,000 ounces.
- On 26 March 2021, the Company announced a fully underwritten, contemporaneous Placement and a 1:7 Non-Renounceable Rights Issue to raise circa \$3M (before costs). Capital raised from the Placement and a Rights Issue to be used to systematically drill test the Camel Creek Gold Project over approximately 2km of strike. The funds will also allow for additional drilling of the Company's Big Rush gold deposit and testing and evaluation of additional areas and to augment working capital. Under the Placement, the Company raised \$1.5M (before costs) and issued 150,000,000 New Shares to sophisticated and professional investors at \$0.01 per share, together with one (1) free attaching Listed GNMOB Option for every one (1) Placement Share subscribed for, exercisable at \$0.022 each on or before 1 July 2023. The Placement was completed in two Tranches with Tranche one being issued pursuant to the Company's placement capacity under ASX Listing Rules 7.1 and 7.1A and Tranche two conditional upon the Company obtaining shareholder approval, which was sought at a General Meeting held on 31 May 2021. CPS Capital Group Pty Ltd acted as a Lead Manager. The Lead Manager (or its nominee) to the Placement and received 2% management fee (plus GST) of the total amount raised and a 4% placing fee (plus GST) of the total amount raised. The Lead Manager (or its nominee) was also entitled to be issued 20,000,000 GNMOB Listed Options upon full subscription of the Placement. The Non-Renounceable Rights Issue was conducted on the basis of one (1) New Share for every seven (7) existing shares held together with one (1) free attaching listed GNMOB option for every one (1) New Share issued, exercisable at \$0.022 on or before 1 July 2023. The Company entered into an Underwriting Agreement with CPS Capital Group Pty Ltd to act as the underwriter to the Rights Issue Offer. The Underwriter agreed to fully underwrite the Rights Issue Offer and be paid a total fee of \$10,000 cash (plus GST) and 4% (plus GST) of the underwritten amount. The Non-Renounceable Rights Issue was finalised in May 2021 and 151,131,372 shares were issued.

### Significant changes in the state of affairs

There have been no significant changes in the state of affairs of the Company during the financial year.

# Great Northern Minerals Limited

**Directors' Report**  
**30 June 2021**

## **Governance Arrangements**

The Company seeks to ensure the reporting of Mineral Resources and Ore Reserves is in accordance with Industry best practice and Listing Rules. All current Mineral Resources and Ore Reserves have been compiled by independent consultants recognised for their expertise in the estimation of coal resources and reserves. The estimates have been reviewed by an independent consultant considered to be a Competent Person under the JORC Code 2012 to ensure that the resource reports comply with the listing rules.

## **Matters Subsequent to the end of the Financial Year**

The impact of Coronavirus ('COVID-19') pandemic is ongoing and while it has not significantly impacted the Group up to 30 June 2021, it is not practicable to estimate the potential impact, positive or negative, after the reporting date. The situation is rapidly developing and is dependent on measures imposed by the Australian Government and other countries, such as maintaining social distancing requirements, quarantine, travel restrictions and any economic stimulus that may be provided.

There are no other matters or circumstances which have arisen since the end of the year which will significantly affect, or may significantly affect, the state of affairs or operations of the reporting entity in future financial years.

## **Likely developments and expected results of operations**

Further information, other than as disclosed in this report, about likely developments in the operations of the Company and the expected results of those operations in future periods has not been included in this report as disclosure of this information would be likely to result in unreasonable prejudice to the Group.

## **Non-Audit Services**

There were no non-audit services provided by the auditors during the year (2020: Nil).

## **Auditors Independence Declaration**

The lead auditors' independence declaration for the year ended 30 June 2021 has been received and can be found on page 33 of the financial report. The auditor William Buck Audit (WA) Pty Ltd continues in office in accordance with Section 327 of the *Corporations Act 2001*.

## **Environmental Regulations**

The Group must abide by the Environmental Protection Act 1994 of Queensland under which there are a number of regulations relevant to mining operations in that state. The Directors have considered compliance with the National Greenhouse and Energy Reporting Act 2007 which requires entities to report on annual greenhouse gas emissions and energy use. For the measurement period 1 July 2020 to 30 June 2021 the directors have assessed that there are no current reporting requirements but may be required to do so in the future.

## **Dividends Paid or Declared**

No dividends were paid or declared since the start of the financial year (2020: Nil).

## **Company Secretary**

Miss Aida Tabakovic was appointed as the Company Secretary on 19 August 2019. Miss Tabakovic has over 11 years' experience in the accounting profession. She holds a double degree in Accounting and Finance and a Postgraduate Degree in Business Law. Miss Tabakovic provides services to a number of ASX listed companies specialising in financial accounting and reporting and corporate compliance. Miss Tabakovic has also been involved in listing a number of junior exploration companies on the ASX.

# Great Northern Minerals Limited

Directors' Report  
30 June 2021

## Business Review

## Operating Results

During the financial year, the Group recorded a consolidated loss of \$3,515,446 (2020: \$3,336,423) after providing for income tax. The expenditure reflected the exploration activities during the year at the Group's Golden Ant Project.

The Directors are committed to carefully utilising current resources, reviewing potentially markets for output, partners and other funding initiatives.

## Meeting of Directors

During the financial year, 7 directors' meetings were held. Attendances by each director during the year were as follows:

	Directors' Meetings	
	Eligible to attend	Number attended
Mr Cameron McLean	7	7
Mr Kim Robinson	7	7
Mr Simon Peters	7	6
Mr Simon Coxhell	7	7

The key management personnel of the Group consisted of the following directors and other persons:

- Kim Robinson (Non-Executive Chairman)
- Cameron McLean (CEO & Managing Director)
- Simon Coxhell (Technical Director)
- Simon Peters (Non-Executive Director)

# Great Northern Minerals Limited

Directors' Report  
30 June 2021

## Remuneration Report (AUDITED)

The information provided in this remuneration report has been audited as required by Section 308(3C) of the *Corporations Act 2001*. This report details the nature and amount of remuneration for each director of Great Northern Minerals Limited, and for the executives of the Group.

### Remuneration Policy

Remuneration levels for the executives are competitively set to attract the most qualified and experienced candidates, taking into account prevailing market conditions and the individual's experience and qualifications. During the period, the Group did not have a separately established remuneration committee. The Board is responsible for determining and reviewing remuneration arrangements for the executive and non-executive Directors.

The remuneration policy of Great Northern Minerals Limited has been designed to align director and executive objectives with shareholder and business objectives by providing a fixed remuneration component for short-term incentives and offering specific long-term incentives, based on key performance areas affecting the Group's financial results. The board of Great Northern Minerals Limited believes the remuneration policy to be appropriate and effective in its ability to attract and retain the best executives and directors to run and manage the Group, as well as create goal congruence between directors, executives and shareholders.

The board's policy for determining the nature and amount of remuneration for the board members and senior executives of the Group is as follows:

- The remuneration policy, setting the terms and conditions for the executive directors and other senior executives was developed by the board and legal advisors. All executives receive a base salary (which is based on factors such as length of service and experience) and superannuation where applicable. The board reviews executive packages annually by reference to the Group's performance, executive performance and comparable information from industry sectors and other listed companies in similar industries.
- The board may exercise discretion in relation to approving incentives, bonuses and options. The policy is designed to attract and retain the high calibre of executives and reward them for performance that results in long term growth in shareholder wealth.
- Executives will also be entitled to participate in future employee share and option arrangements.
- The executive directors and executives receive a superannuation guarantee contribution required by the government, which is currently 10%, and do not receive any other retirement benefits. Some individuals may choose to sacrifice part of their salary to increase payments towards superannuation.
- All remuneration paid to directors and executives is valued at the cost to the Group and expensed. Shares allocated to directors and executives are valued as the difference between the market price of those shares and the amount paid by the director or executive. Options are valued using appropriate methodologies.

The board policy is to remunerate non-executive directors at market rates for comparable companies for time, commitment and responsibilities. The board determines payments to the non-executive directors and reviews their remuneration annually, based on market practice, duties and accountability. Independent external advice is sought when required. No such advice was obtained during the year. Fees for non-executive directors are not linked to the performance of the Group. However, to align directors' interests with shareholder interests, the directors are encouraged to hold shares in the Company and can participate in the employee option plan.

# Great Northern Minerals Limited

Directors' Report  
30 June 2021

## Remuneration Report (AUDITED)

### Non-Executive Directors Remuneration

All Non-Executive Directors are entitled to receive \$40,000 per annum for their roles as Directors of the Company and the Chairman is entitled to receive to \$50,000 per annum.

The Company's Constitution provides that the remuneration of Non-Executive Directors will not be more than the aggregate fixed sum determined by a general meeting. Before a determination is made by the Company in a general meeting, the aggregate sum of fees payable by the Company to the Non-Executive Directors is a maximum of \$200,000 per annum, as approved at the 2018 Annual General Meeting. Summary details of remuneration of the Non-Executive Directors are provided in the table below. The remuneration is not dependent on the satisfaction of a performance condition.

Directors are entitled to be paid reasonable travelling, accommodation and other expenses incurred in consequence of their attendance at meetings of Directors and otherwise in the execution of their duties as Directors. A Director may also be paid additional amounts as fees or as the Directors determine where a Director performs extra services or makes any special exertions, which in the option of the Directors are outside the scope of the ordinary duties of a Director.

### Other Executives Remuneration

#### Mr Cameron McLean CEO & Managing Director (appointed 12 October 2018)

Mr McLean's employment terms are governed by a Service Agreement. The terms of the agreement can be terminated by either party providing three months written notice. Mr McLean is entitled to receive Director's Fee of \$200,000 per annum (exclusive of statutory superannuation).

#### Mr Simon Coxhell Technical Director (appointed 1 April 2020)

Mr Coxhell's employment terms are governed by a Service Agreement. The terms of the agreement can be terminated by either party providing three months written notice. Mr Coxhell is entitled to receive Director's Fee of \$200,000 per annum (exclusive of statutory superannuation).

On termination, the Executives are entitled to be paid those outstanding amounts owing to the Executives for the period up until the Termination Date. The Executives do not have any entitlement to any payment relating to any period after the Termination Date.

Subject to the ASX Listing Rules and the *Corporations Act 2001*, if the appointment of the Executive is terminated as a result of a change in control of the Company, the Company will pay to the Executive three months' worth of Executive Service Fees as liquidated damages for the Executive's loss of engagement. If the *Corporations Act 2001* or the ASX Listing Rules restricts the amount that can be paid to the Executive on termination to an amount less than that calculated, then the amount can be paid under the *Corporations Act 2001* and the ASX Listing Rules without approval of the Company's shareholders.

### Share-Based Compensation

During the year, no listed options (2020: 21,000,000) were granted to directors of Great Northern Minerals Limited or approved by shareholders, as a cost effective and efficient way to incentivise and reward the directors as opposed to alternative forms of incentives. No additional options over shares in Great Northern Minerals Limited were granted during the year. The options issued during the 2020 financial year were issued to provide long-term incentives for executives and consultants to deliver long-term shareholder returns.

During the year no ordinary shares in the Company (2020: Nil) were issued as a result of the exercise of remuneration options to directors of Great Northern Minerals Limited or other key management personnel of the group.

# Great Northern Minerals Limited

Directors' Report  
30 June 2021

## Remuneration Report (AUDITED)

### Additional information

No performance-based bonuses have been paid to key management personnel during the financial year. It is the intent of the board to include performance bonuses as part of remuneration packages when mine production commences.

### Details of Remuneration

Details of remuneration of the directors and key management personnel of the group are set out below:

	Year	Short-term	Post-	Share-based		Total	Share-based	Performance
		Benefits	employment	Payments	Payments			
		Cash fees	Super-	Equity	Options/ Rights		Payments as a	Related
		and salary	annuation	\$	(iv)	\$	percentage of	Related
		\$	\$	\$	\$	\$	%	%
<b>Non-Executive Directors</b>								
Kim Robinson (i)	2021	50,000	-	-	-	50,000	-	-
	2020	12,500	-	-	13,080	25,580	51.13	-
Simon Peters	2021	40,000	-	-	-	40,000	-	-
	2020	50,000	-	-	6,540	56,540	11.57	-
Alistair Williams (ii)	2021	-	-	-	-	-	-	-
	2020	9,167	-	-	-	9,167	-	-
<b>Sub-Total Non-Executive Directors</b>	<b>2021</b>	<b>90,000</b>	<b>-</b>	<b>-</b>	<b>-</b>	<b>90,000</b>	<b>-</b>	<b>-</b>
	2020	137,420	6,247	-	19,620	163,287	-	-
<b>Executive Directors</b>								
Cameron McLean	2021	200,000	19,000	-	-	219,000	-	-
	2020	187,500	17,812	-	13,080	218,392	5.99	-
Simon Coxhell (iii)	2021	200,000	19,000	-	-	219,000	-	-
	2020	37,500	3,562	-	13,080	54,142	24.16	-
<b>Sub-Total Executives</b>	<b>2021</b>	<b>400,000</b>	<b>38,000</b>	<b>-</b>	<b>-</b>	<b>438,000</b>	<b>-</b>	<b>-</b>
	2020	225,000	21,374	-	26,160	272,534	-	-
<b>TOTAL</b>	<b>2021</b>	<b>490,000</b>	<b>38,000</b>	<b>-</b>	<b>-</b>	<b>528,000</b>	<b>-</b>	<b>-</b>
	2020	362,420	27,621	-	45,780	435,821	-	-

(i) Mr Robinson was appointed as a Non-Executive Chairman on 1 April 2020.

(ii) Mr Williams resigned as a Non-Executive Director on 5 August 2019.

(iii) Mr Coxhell was appointed as a Technical Director on 1 April 2020.

(iv) Value of options were calculated using Black-Scholes Model.

(v) The table balance of \$528,000 varies from Note 20 due to termination payout made to Mr Matthew Suttling (\$52,370) who resigned as a director in a prior period and Mr King who resigned as a Non-Executive Chairman on 1 April 2020 (\$52,370).

# Great Northern Minerals Limited

Directors' Report  
30 June 2021

## Remuneration Report (AUDITED)

### Details of Remuneration (continued)

The following table provides employment details of persons who were, during the financial year, members of key management personnel of the Group. The table also illustrates the proportion of remuneration that was fixed and at risk.

	Fixed Remuneration %	At Risk Long Term Remuneration %
<b>Directors</b>		
Kim Robinson	100	-
Cameron McLean	100	-
Simon Coxhell	100	-
Simon Peters	100	-

### Other transactions with Key Management Personnel

There were no Key Management personnel related party transactions during the current financial year except for:

#### 2021

- During the financial year, Mineral Intelligence Pty Ltd, a Company which Managing Director Cameron McLean has an interest in, repaid to Great Northern Minerals Limited an amount of \$3,124. The terms of the transaction were on a no interest basis. The balance payable by Mineral Intelligence to Great Northern Minerals Limited as at 30 June 2021 was \$2,343. Subsequent to the year end, the funds are yet to be repaid from Mineral Intelligence Pty Ltd.

- During 2019 financial year, Mineral Intelligence Pty Ltd, a Company which Managing Director, Cameron McLean has an interest in, loaned \$11,000 to Ion Minerals Pty Ltd. The terms of the transaction were on a no interest basis. The balance outstanding and payable to Mineral Intelligence Pty Ltd by Ion Minerals Pty Ltd as at 30 June 2021 is \$11,000. The funds are yet to be repaid to Mineral Intelligence Pty Ltd.

#### 2020

- During the financial year, Mineral Intelligence Pty Ltd, a Company which Managing Director Cameron McLean has an interest in, was loaned by Great Northern Minerals Limited an amount of \$2,873. The terms of the transaction were on a no interest basis. The balance payable by Mineral Intelligence to Great Northern Minerals Limited as at 30 June 2020 was \$5,467. Subsequent to the year end, the funds are yet to be repaid from Mineral Intelligence Pty Ltd.

- During 2019 financial year, Mineral Intelligence Pty Ltd, a Company which Managing Director, Cameron McLean has an interest in, loaned \$11,000 to Ion Minerals Pty Ltd. The terms of the transaction were on a no interest basis. The balance outstanding and payable to Mineral Intelligence Pty Ltd by Ion Minerals Pty Ltd as at 30 June 2020 is \$11,000. The funds are yet to be repaid to Mineral Intelligence Pty Ltd.

# Great Northern Minerals Limited

Directors' Report  
30 June 2021

## Remuneration Report (AUDITED)

### Key Management Personnel Shareholdings

The number of ordinary shares in Great Northern Minerals Limited held by each key management person of the Group during the financial year is as follows:

30 June 2021	Balance at beginning of year	Disposed on market (i)	Other changes during the period (ii)	Balance at resignation date	Balance at end of year
<b>Directors</b>					
Cameron McLean	12,030,250	-	5,226,730	-	17,256,980
Simon Peters	2,397,461	(1,593,467)	2,128,366	-	2,932,360
Simon Coxhell	-	-	1,503,759	-	1,503,759
Kim Robinson	-	-	3,503,759	-	3,503,759
	14,427,711	(1,593,467)	12,362,614	-	25,196,858

(i) Non-cash disposal due to a divorce settlement.

(ii) On-market acquisitions, participation in Shareholder approved Placement and Non-Renounceable Rights Issues.

### Options over Equity Instruments Granted as Compensation

Details of Options over ordinary shares in the Company that were granted as \$Nil consideration compensation to Key Management Personnel during the 2021 was nil (2020: 21,000,000)

### Key Management Personnel Options Holdings

The number of options over ordinary shares held during the year by each Key Management Personnel is as follows:

	Opening Balance	Acquired during the period (i)	Exercised during the period	Other changes during the period (ii)	Balance at end of period	Vested and Exercisable	Vested and Un-exercisable
Cameron McLean	7,563,375	1,384,624	-	-	8,947,999	8,947,999	-
Simon Peters	3,276,712	227,639	-	(138,355)	3,365,996	3,365,996	-
Simon Coxhell	6,000,000	187,970	-	-	6,187,970	6,187,970	-
Kim Robinson	6,000,000	187,970	-	-	6,187,970	6,187,970	-
	22,840,087	1,988,203	-	(138,355)	24,689,935	24,689,935	-

(i) Participation in Non-Renounceable Rights Issue per Prospectus dated 26 March 2021

(ii) Non-cash disposal due to a divorce settlement.

No options have been granted to the directors or KMP since the end of the financial year. Options granted carry no dividend or voting rights. When exercisable, each option is convertible into one fully paid ordinary share. Refer to the above tables for the exercise price of the options.



# Great Northern Minerals Limited

Directors' Report  
30 June 2021

## Remuneration Report (AUDITED)

### Performance-based Remuneration

The Group currently has no performance-based remuneration component built into director and executive remuneration packages due to the stage of the Group's development, as such no link between remuneration and financial performance currently exists.

The table below sets out summary information about the Group's earnings and movement in share price for the five years to 30 June 2021:

	2021	2020	2019	2018	2017
	\$	\$	\$	\$	\$
Income	21,998	315,861	498,997	290,357	49,659
Net loss before tax	(3,515,446)	(3,336,423)	(3,052,814)	(5,026,320)	(2,411,036)
Net loss after tax benefit	(3,515,446)	(3,336,423)	(3,052,814)	(5,026,320)	(2,320,120)
Share Price at end of year (cents)	0.011	0.019	0.1	0.5	0.2
Basic and diluted loss per share (cents)	(0.37)	(0.76)*	(1.57)*	(4.50)*	(2.50)*

\*Calculated on a post-consolidation basis. On 28 October 2019, the Company consolidated its issued capital on 10:1 basis.

### End of Audited Remuneration Report

### Indemnifying Officers or Auditors

No indemnities have been given or insurance premiums paid, during or since the end of the financial year, for any person who is or has been an officer or auditor of the Group.

### Auditors' Independence Declaration

The lead auditors' independence declaration for the year ended 30 June 2021 has been received and can be found on page 33 of the financial report.

### Proceedings on Behalf of Company

No person has applied for leave of Court under s237 of the *Corporations Act 2001* to bring proceedings on behalf of the Company or intervene in any proceedings to which the Company is a party for the purpose of taking responsibility on behalf of the Company for all or any part of those proceedings.

The Company was not a party to any such proceedings during the period.

# Great Northern Minerals Limited

Directors' Report  
30 June 2021

## Options

### Unissued shares under option

At the date of this report, the unissued ordinary shares of Great Northern Minerals Limited under option are as follows:

Details	Expiry Date	Exercise Price	Number under Option	Number of Option Holders
Unlisted	19/11/2023	\$0.024	22,262,414	1
Unlisted	19/11/2023	\$0.029	22,262,414	1
Unlisted	19/11/2023	\$0.033	22,262,414	1
Listed	15/12/2021	\$0.18	18,578,678	162
Listed	01/11/2022	\$0.01	238,528,099	225
Listed	01/07/2023	\$0.022	423,653,803	536
			747,547,822	926

### Shares issued on the exercise of options

There were 47,543 ordinary shares of the Company issued from the exercise of options during the financial year ended 30 June 2021. No further shares were issued up to the date of this report from the exercise of options.

This report is signed in accordance with a resolution of the Board of Directors:



.....  
Kim Robinson  
Chairman

Dated this 29<sup>th</sup> September 2021

**AUDITOR'S INDEPENDENCE DECLARATION UNDER SECTION 307C OF THE  
CORPORATIONS ACT 2001 TO THE DIRECTORS OF GREAT NORTHERN  
MINERALS LIMITED**

I declare that, to the best of my knowledge and belief during the year ended 30 June 2021 there have been:

- no contraventions of the auditor independence requirements as set out in the *Corporations Act 2001* in relation to the audit; and
- no contraventions of any applicable code of professional conduct in relation to the audit.

*William Buck*

**William Buck Audit (WA) Pty Ltd**  
ABN 67 125 012 124

*Amar Nathwani*

Amar Nathwani  
Director

Dated this 29<sup>th</sup> day of September 2021

**ACCOUNTANTS & ADVISORS**

Level 3, 15 Labouchere Road  
South Perth WA 6151

PO Box 748  
South Perth WA 6951

Telephone: +61 8 6436 2888

**[williambuck.com](http://williambuck.com)**

# Great Northern Minerals Limited

ABN 22 000 002 111

## Consolidated Statement of Profit or Loss and Other Comprehensive Income

For the Year Ended 30 June 2021

	Note	2021 \$	2020 \$
Other income	4	39,712	314,487
Interest income		2,286	1,375
Depreciation	10,11	(44,213)	(56,834)
Corporate and administration expenses	5	(1,202,733)	(1,164,100)
Finance expenses	5	(10,801)	(32,291)
Exploration and tenement costs		(2,299,697)	(1,321,927)
Impairment of tenements	13	-	(948,133)
Impairment of receivables		-	(129,000)
<b>Net Loss before income tax</b>		<b>(3,515,446)</b>	<b>(3,336,423)</b>
Income tax (expense)/benefit		-	-
<b>Net Loss after income tax</b>		<b>(3,515,446)</b>	<b>(3,336,423)</b>
<b>Other comprehensive income:</b>			
<b>Other comprehensive income for the year, net of tax</b>		-	-
<b>Total comprehensive loss for the year</b>		<b>(3,515,446)</b>	<b>(3,336,423)</b>
<b>Loss for the year is attributable to:</b>			
Owners of Great Northern Minerals Limited		(3,505,941)	(2,722,903)
Non-controlling interest		(9,505)	(613,520)
<b>Total comprehensive loss for the year</b>		<b>(3,515,446)</b>	<b>(3,336,423)</b>
<b>Total comprehensive loss for the year attributable to Owners of Great Northern Minerals Limited</b>		<b>(3,505,941)</b>	<b>(2,722,903)</b>
<b>Total comprehensive loss for the year attributable to Non-Controlling Interest</b>		<b>(9,505)</b>	<b>(613,520)</b>
<b>Attributable to owners of Great Northern Minerals Limited:</b>			
Basic loss per share (cents per share)	7	(0.368)	(0.76)
Diluted loss per share (cents per share)	7	(0.368)	(0.76)

*The above consolidated income statement should be read in conjunction with the accompanying notes.*

# Great Northern Minerals Limited

ABN 22 000 002 111

## Consolidated Statement of Financial Position

As at 30 June 2021

	Note	2021 \$	2020 \$
<b>ASSETS</b>			
<b>CURRENT ASSETS</b>			
Cash and cash equivalents	8	1,896,387	2,510,058
Trade and other receivables	9	174,266	259,440
Prepayments		198,780	20,308
<b>TOTAL CURRENT ASSETS</b>		<b>2,269,433</b>	<b>2,789,806</b>
<b>NON-CURRENT ASSETS</b>			
Plant and equipment	10	91,133	101,951
Intangible assets		-	39
Right of Use asset	11	69,395	98,375
Exploration and evaluation assets	13	1,491,475	562,076
<b>TOTAL NON-CURRENT ASSETS</b>		<b>1,652,003</b>	<b>762,441</b>
<b>TOTAL ASSETS</b>		<b>3,921,436</b>	<b>3,552,247</b>
<b>LIABILITIES</b>			
<b>CURRENT LIABILITIES</b>			
Trade and other payables	14	120,983	543,352
Lease liabilities	11	30,260	27,397
Deferred consideration	13	-	150,000
<b>TOTAL CURRENT LIABILITIES</b>		<b>151,243</b>	<b>720,749</b>
<b>NON-CURRENT LIABILITIES</b>			
Lease liabilities	11	44,977	75,240
Provision	13	229,450	-
<b>TOTAL NON-CURRENT LIABILITIES</b>		<b>274,427</b>	<b>75,240</b>
<b>TOTAL LIABILITIES</b>		<b>425,670</b>	<b>795,989</b>
<b>NET ASSETS</b>		<b>3,495,766</b>	<b>2,756,258</b>
<b>EQUITY</b>			
Contributed equity	15	83,498,248	79,834,625
Reserves	16	702,511	295,056
Accumulated losses	17	(79,480,158)	(76,158,094)
Equity attributable to owners of the Parent Entity		4,720,601	3,971,587
Non-controlling interest (60% Ion Minerals)	17	(1,224,835)	(1,215,329)
<b>TOTAL EQUITY</b>		<b>3,495,766</b>	<b>2,756,258</b>

The above consolidated statement of financial position should be read in conjunction with the accompanying notes.

# Great Northern Minerals Limited

ABN 22 000 002 111

## Consolidated Statement of Changes in Equity

For the Year Ended 30 June 2021

2021

	Contributed Equity \$	Share Based Payments Reserve \$	Accumulated Losses \$	Non-controlling Interest \$	Total \$
<b>Balance at 1 July 2020</b>	<b>79,834,625</b>	<b>295,056</b>	<b>(76,158,094)</b>	<b>(1,215,329)</b>	<b>2,756,258</b>
Loss for the year	-	-	(3,505,941)	(9,505)	(3,515,446)
Other comprehensive income:	-	-	-	-	-
<b>Total comprehensive income for the year</b>	<b>-</b>	<b>-</b>	<b>(3,505,941)</b>	<b>(9,505)</b>	<b>(3,515,446)</b>
<i>Transaction with owners, recorded directly in equity</i>					
Shares issued during the year (net of costs)	3,663,623	-	-	-	3,663,623
Issue of Options during the year	-	591,332	-	-	591,331
Options expired during the year	-	(183,877)	183,877	-	-
<b>Balance at 30 June 2021</b>	<b>83,498,248</b>	<b>702,511</b>	<b>(79,480,158)</b>	<b>(1,224,835)</b>	<b>3,495,766</b>

*The above consolidated statement of changes in equity should be read in conjunction with the accompanying notes.*

# Great Northern Minerals Limited

ABN 22 000 002 111

## Consolidated Statement of Changes in Equity

For the Year Ended 30 June 2021

2020

	Contributed Equity \$	Share Based Payments Reserve \$	Accumulated Losses \$	Non-controlling Interest \$	Total \$
<b>Balance at 1 July 2019</b>	<b>75,182,850</b>	<b>349,212</b>	<b>(73,600,527)</b>	<b>(601,809)</b>	<b>1,329,726</b>
Loss for the year	-	-	(2,722,903)	(613,520)	(3,336,423)
Other comprehensive income:					
<b>Total comprehensive income for the year</b>	-	-	(2,722,903)	(613,520)	(3,336,423)
<i>Transaction with owners, recorded directly in equity</i>					
Shares issued during the year (net of costs)	4,651,775	-	-	-	4,651,775
Issue of Options during the year	-	111,180	-	-	111,180
Options expired during the year	-	(165,336)	165,336	-	-
<b>Balance at 30 June 2020</b>	<b>79,834,625</b>	<b>295,056</b>	<b>(76,158,094)</b>	<b>(1,215,329)</b>	<b>2,756,258</b>

*The above consolidated statement of changes in equity should be read in conjunction with the accompanying notes.*

# Great Northern Minerals Limited

ABN 22 000 002 111

## Consolidated Statement of Cash Flows

For the Year Ended 30 June 2021

	2021	2020
Note	\$	\$
<b>CASH FLOWS FROM OPERATING ACTIVITIES:</b>		
Payments to suppliers and employees	(794,454)	(1,043,771)
Payments for exploration and evaluation	(3,335,257)	(1,532,836)
Interest received	2,286	3,397
Interest paid	(4,761)	(6,129)
R&D refund received	155,720	223,835
Proceeds from sale/release of royalty	-	159,500
<b>Net cash outflow from operating activities</b>	<b>18(a) (3,976,466)</b>	<b>(2,196,004)</b>
<b>CASH FLOWS FROM INVESTING ACTIVITIES:</b>		
Acquisition of exploration assets/tenements	(849,450)	(85,000)
Acquisition of property, plant and equipment	(4,377)	(4,407)
Proceeds from disposal of property, plant and equipment	-	800
<b>Net cash outflow from investing activities</b>	<b>(853,827)</b>	<b>(88,607)</b>
<b>CASH FLOWS FROM FINANCING ACTIVITIES:</b>		
Proceeds from issue of shares and options	4,641,703	5,189,820
Transaction costs	(392,924)	(588,345)
Proceeds from borrowings	-	8,000
Repayment of borrowings	-	(8,000)
Repayment of lease liabilities	(32,158)	(29,083)
<b>Net cash inflows from financing activities</b>	<b>4,216,621</b>	<b>4,572,392</b>
Net increase (decrease) in cash and cash equivalents held	(613,671)	2,287,781
Cash and cash equivalents at beginning of year	2,510,058	222,277
Cash and cash equivalents at end of financial year	<b>8 1,896,387</b>	<b>2,510,058</b>

*The above consolidated statement of cash flows should be read in conjunction with the accompanying notes.*



# Great Northern Minerals Limited

ABN 22 000 002 111

## Notes to the Consolidated Financial Statements

For the Year Ended 30 June 2021

### 1 Corporate Information

The consolidated financial report of Great Northern Minerals Limited for the year ended 30 June 2021 was authorised for issue in accordance with a resolution of the Directors on 29 September 2021 and covers Great Northern Minerals Limited as an individual entity as well as the consolidated entity consisting of Great Northern Minerals Limited and its subsidiaries ('Group') as required by the *Corporations Act 2001*.

The financial report is presented in the Australian currency.

Great Northern Minerals Limited is a for profit company limited by shares incorporated in Australia whose shares are publicly traded on the Australian Securities Exchange.

### 2 Summary of Significant Accounting Policies

#### (a) Basis of Preparation

The financial report is a general purpose financial statement that has been prepared in accordance with Australian Accounting Standards, Australian Accounting Interpretations, other authoritative pronouncements of the Australian Accounting Standards Board and the *Corporations Act 2001*.

Australian Accounting Standards set out accounting policies that the AASB has concluded would result in a financial report containing relevant and reliable information about transactions, events and conditions. The financial statements and notes comply with International Financial Reporting Standards. Material accounting policies adopted in the preparation of this financial report are presented below and have been consistently applied unless otherwise stated.

The financial report has been prepared on an accruals basis and is based on historical costs, modified, where applicable, by the measurement at fair value of financial assets.

#### (b) Principles of Consolidation

##### Subsidiaries

The Group financial statements consolidate those of Great Northern Minerals Limited ('Parent'), and all of its subsidiaries as of 30 June 2021. The Parent controls a subsidiary if it is exposed, or has rights, to variable returns from its involvement with the subsidiary and has the ability to affect those returns through its power over the subsidiary.

All transactions and balances between Group companies are eliminated on consolidation, including unrealised gains and losses on transactions between Group companies. Amounts reported in the financial statements of subsidiaries have been adjusted where necessary to ensure consistency with the accounting policies adopted by the Group.

Profit or loss and other comprehensive income of subsidiaries acquired or disposed of during the year are recognised from the effective date of acquisition, or up to the effective date of disposal, as applicable.

Subsidiaries are accounted for in the Parent financial statements at cost. A list of subsidiary entities is contained in Note 12 to the financial statements. All subsidiaries have a 30 June financial year end.

# Great Northern Minerals Limited

ABN 22 000 002 111

## Notes to the Consolidated Financial Statements

For the Year Ended 30 June 2021

### (c) Segment Reporting

Operating segments are reported in a manner consistent with the internal reporting provided to the Directors. The Directors are responsible for allocating resources and assessing the performance of the operating segments.

### (d) Government Grants

Assistance received from the government by way of grant or other forms of assistance designed to provide an economic benefit to the Group, is presented in the statement of financial position as deferred income, in instances where the grant is related to assets. In all other cases, grant money is presented in the profit and loss as other income. Grants are recognised when there is reasonable assurance that conditions will be complied with and the grant will be received.

### (e) Income Tax

The income tax expense for the period is the tax payable on the current period's taxable income based on the applicable income tax rate for each jurisdiction adjusted by changes in deferred tax assets and liabilities attributable to temporary differences between the tax base of assets and liabilities and their carrying amounts in the financial statements, and to unused tax losses.

Deferred tax assets and liabilities are recognised for all temporary differences, between carrying amounts of assets and liabilities for financial reporting purposes and their respective tax bases, at the tax rates expected to apply when the assets are recovered or liabilities settled, based on those tax rates which are enacted or substantively enacted for each jurisdiction. Exceptions are made for certain temporary differences arising on initial recognition of an asset or a liability if they arose in a transaction, other than a business combination, that at the time of the transaction did not affect either accounting profit or taxable profit.

Deferred tax assets are only recognised for deductible temporary differences and unused tax losses if it is probable that future taxable amounts will be available to utilise those temporary differences and losses.

Deferred tax assets and liabilities are not recognised for temporary differences between the carrying amount and tax bases of investments in subsidiaries, associates and interests in joint ventures where the parent entity is able to control the timing of the reversal of the temporary differences and it is probable that the differences will not reverse in the foreseeable future.

Great Northern Minerals Limited and its wholly owned subsidiaries have implemented the tax consolidation legislation. Consequently, these entities are taxed as a single entity and the deferred tax assets and liabilities of these entities are set off in the consolidated financial statements. Current and deferred tax is recognised in profit or loss except to the extent that it relates to items recognised in other comprehensive income or directly in equity. In this case, the tax is also recognised in other comprehensive income or directly in equity.

### (f) Impairment of Non-Financial Assets

At each reporting date the Group assesses whether there is any indication that individual assets are impaired. Where impairment indicators exist, the recoverable amount is determined, and impairment losses are recognised in the Consolidated Statement of Profit or Loss and Other Comprehensive Income where the asset's carrying value exceeds its recoverable amount. The recoverable amount is the higher of an asset's fair value less costs to sell and value in use. For the purpose of assessing value in use, the estimated future cash flows are discounted to their present value using a pre-tax discount rate that reflects current market assessments of the time value of money and the risks specific to the asset.

Where it is not possible to estimate the recoverable amount for an individual asset, recoverable amount is determined for the cash-generating unit to which the asset belongs.

# Great Northern Minerals Limited

ABN 22 000 002 111

## Notes to the Consolidated Financial Statements

For the Year Ended 30 June 2021

### (g) Cash and Cash Equivalents

For the purposes of the Statement of Cash Flows, cash and cash equivalents includes cash on hand and at bank, deposits held at call with financial institutions, other short term, highly liquid investments with maturities of three months or less that are readily convertible to known amounts of cash and which are subject to an insignificant risk of changes in value and bank overdrafts.

### (h) Property, Plant and Equipment

Each class of plant and equipment is carried at cost as indicated less, where applicable, any accumulated depreciation and impairment losses. Cost includes expenditure that is directly attributable to the asset.

The carrying amount of plant and equipment is reviewed annually by directors to ensure it is not in excess of the recoverable amount from these assets. The recoverable amount is assessed on the basis of the expected net cash flows that will be received from the asset's employment and subsequent disposal. The expected net cash flows have not been discounted to their present values in determining recoverable amounts.

#### Depreciation

The depreciable amount of all fixed assets is depreciated on a straight-line basis over the asset's useful life to the Group commencing from the time the asset is held ready for use.

Depreciation methods, useful lives and residual values are reviewed at each reporting date and adjusted if appropriate.

Depreciation on other assets is calculated on a straight-line basis over the estimated useful life of the asset as follows:

<b>Class of Asset</b>	
Office Equipment	3-10 Years

### (i) Right-of-Use Assets

A right-of-use asset is recognised at the commencement date of a lease. The right-of-use asset is measured at cost, which comprises the initial amount of the lease liability, adjusted for, as applicable, any lease payments made at or before the commencement date net of any lease incentives received, any initial direct costs incurred, and, except where included in the cost of inventories, an estimate of costs expected to be incurred for dismantling and removing the underlying asset, and restoring the site or asset.

Right-of-use assets are depreciated on a straight-line basis over the unexpired period of the lease or the estimated useful life of the asset, whichever is the shorter. Where the consolidated entity expects to obtain ownership of the leased asset at the end of the lease term, the depreciation is over its estimated useful life. Right-of-use assets are subject to impairment or adjusted for any re-measurement of lease liabilities.

The right-of-use asset will be depreciated on a straight-line basis over the unexpired period of the lease. The asset will be subjected to impairment or adjusted for any re-measurement of lease liabilities.

# Great Northern Minerals Limited

ABN 22 000 002 111

## Notes to the Consolidated Financial Statements

For the Year Ended 30 June 2021

### (j) Exploration and Evaluation Assets

Exploration and evaluation expenditure is generally written off in the year it is incurred, except for acquisition costs which are carried forward where right to tenure of the area of interest (i.e. tenement) is current and is expected to be recouped through sale or successful development and exploitation of the area of interest, or where exploration and evaluation activities in the area of interest have not reached a stage that permits reasonable assessment of the existence of economically recoverable reserves.

A regular review is undertaken of each area of interest to determine the appropriateness of continuing to carry forward costs in relation to the area of interest. The carrying value of any capitalised expenditure is assessed by the Directors each year to determine if any provision should be made for the impairment of the carrying value. The appropriateness of the Group's ability to recover these capitalised costs has been assessed at year end and the Directors are satisfied that the value is recoverable. The carrying value of exploration and evaluation expenditure assets are assessed for impairment at an overall level whenever facts and circumstances suggest that the carrying amount of the assets may exceed recoverable amount. An impairment exists when the carrying amount of the assets exceed the estimated recoverable amount. The assets are then written down to their recoverable amount. Any impairment losses are recognised in the income statement.

### (k) Fair Value Measurement

When an asset or liability, financial or non-financial is measured at fair value for recognition or disclosure purposes, the fair value is based on the price that would be received to sell an asset or paid to transfer a liability in an orderly transaction between market participants at the measurement date; and assumes that the transaction will take place either; in the principal market; or in the absence of a principal market, in the most advantageous market.

Fair value is measured using the assumptions that market participants would use when pricing the asset or liability assuming they act in their economic best interests. For non-financial assets, the fair value measurement is based on its highest and best use. Valuation techniques that are appropriate in the circumstances and for which sufficient data are available to measure fair value, are used, maximising the use of relevant observable inputs and minimising the use of unobservable inputs.

Assets and liabilities measured at fair value are classified, into three levels, using a fair value hierarchy based on the lowest level of input that is significant to the entire fair value measurement, being; level 1, quoted prices in active markets for identical assets or liabilities that the entity can access at the measurement date; level 2, inputs other than quoted prices included within level 1 that are observable for the assets or liabilities, either directly or indirectly; and level 3, unobservable inputs for the assets and liabilities. Classifications are reviewed at each reporting date and transfers between levels are determined based on a reassessment of the lowest level of input that is significant to the fair value measurement.

For recurring and non-recurring fair value measurements, external valuers may be used when internal expertise is either not available or when the valuation is deemed to be significant. External valuers are selected based on market knowledge and reputation. Where there is a significant change in fair value of an asset or liability from one period to another, an analysis is undertaken, which includes a verification of the major inputs applied in the latest valuation and a comparison, where applicable, with external sources of data.

# Great Northern Minerals Limited

ABN 22 000 002 111

## Notes to the Consolidated Financial Statements

For the Year Ended 30 June 2021

### (l) Investments and Other Financial Assets

Investments and other financial assets are initially measured at fair value. Transaction costs are included as part of the initial measurement, except for financial assets at fair value through profit or loss. Such assets are subsequently measured at either amortised cost or fair value depending on their classification. Classification is determined based on both the business model within which such assets are held and the contractual cash flow characteristics of the financial asset unless, an accounting mismatch is being avoided. Financial assets are derecognised when the rights to receive cash flows have expired or have been transferred and the Group has transferred substantially all the risks and rewards of ownership. When there is no reasonable expectation of recovering part or all of a financial asset, its carrying value is written off.

#### *Financial assets at fair value through profit or loss*

Financial assets not measured at amortised cost or at fair value through other comprehensive income are classified as financial assets at fair value through profit or loss. Typically, such financial assets will be either: (i) held for trading, where they are acquired for the purpose of selling in the short-term with an intention of making a profit, or a derivative; or (ii) designated as such upon initial recognition where permitted. Fair value movements are recognised in profit or loss.

#### *Financial assets at fair value through other comprehensive income*

Financial assets at fair value through other comprehensive income include equity investments which the Group intends to hold for the foreseeable future and has irrevocably elected to classify them as such upon initial recognition.

#### *Impairment of financial assets*

The Group recognises a loss allowance for expected credit losses on financial assets which are either measured at amortised cost or fair value through other comprehensive income. The measurement of the loss allowance depends upon the Group's assessment at the end of each reporting period as to whether the financial instrument's credit risk has increased significantly since initial recognition, based on reasonable and supportable information that is available, without undue cost or effort to obtain.

Where there has not been a significant increase in exposure to credit risk since initial recognition, a 12-month expected credit loss allowance is estimated. This represents a portion of the asset's lifetime expected credit losses that is attributable to a default event that is possible within the next 12 months. Where a financial asset has become credit impaired or where it is determined that credit risk has increased significantly, the loss allowance is based on the asset's lifetime expected credit losses. The amount of expected credit loss recognised is measured on the basis of the probability weighted present value of anticipated cash shortfalls over the life of the instrument discounted at the original effective interest rate.

For financial assets measured at fair value through other comprehensive income, the loss allowance is recognised within other comprehensive income. In all other cases, the loss allowance is recognised in profit or loss.

### (m) Trade and Other Receivables

Trade receivables are initially recognised at fair value and subsequently measured at amortised cost using the effective interest method, less any allowance for expected credit losses. Trade receivables are generally due for settlement within 30 days.

The Company has applied the simplified approach to measuring expected credit losses, which uses a lifetime expected loss allowance. To measure the expected credit losses, trade receivables have been grouped based on days overdue.

# Great Northern Minerals Limited

ABN 22 000 002 111

## Notes to the Consolidated Financial Statements

For the Year Ended 30 June 2021

### (n) Lease Liabilities

A lease liability is recognised at the commencement date of a lease. The lease liability is initially recognised at the present value of the lease payments to be made over the term of the lease, discounted using the interest rate implicit in the lease or, if that rate cannot be readily determined, the consolidated entity's incremental borrowing rate. Lease payments comprise of fixed payments less any lease incentives receivable, variable lease payments that depend on an index or a rate, amounts expected to be paid under residual value guarantees, exercise price of a purchase option when the exercise of the option is reasonably certain to occur, and any anticipated termination penalties. The variable lease payments that do not depend on an index or a rate are expensed in the period in which they are incurred.

Lease liabilities are measured at amortised cost using the effective interest method. The carrying amounts are remeasured if there is a change in the following: future lease payments arising from a change in an index or a rate used; residual guarantee; lease term; certainty of a purchase option and termination penalties. When a lease liability is remeasured, an adjustment is made to the corresponding right-of-use asset, or to profit or loss if the carrying amount of the right-of-use asset is fully written down.

### (o) Trade and Other Payables

Trade and other payables represent liabilities for goods and services provided to the Group prior to the year end and which are unpaid. Due to their short-term nature they are measured at amortised cost and are not discounted. The amounts are unsecured and are usually paid within 30 days of recognition.

### (p) Contributed Equity

Ordinary shares are classified as equity. Costs directly attributable to the issue of new shares are shown as a deduction from the equity proceeds, net of any income tax benefit. Costs directly attributable to the issue of new shares associated with the acquisition of a business are included as part of the purchase consideration.

### (q) Earnings per Share

#### Basic Earnings per Share

Basic earnings per share is calculated by dividing the profit attributable to owners of Great Northern Minerals Limited by the weighted average number of ordinary shares outstanding during the financial year, adjusted for bonus elements in ordinary shares during the year.

#### Diluted Earnings per Share

Earnings used to calculate diluted earnings per share are calculated by adjusting the basic earnings by the after-tax effect of dividends and interest associated with dilutive potential ordinary shares. The weighted average number of shares used is adjusted for the weighted average number of ordinary shares that would be issued on the conversion of all the dilutive potential ordinary shares into ordinary shares.

# Great Northern Minerals Limited

ABN 22 000 002 111

## Notes to the Consolidated Financial Statements

For the Year Ended 30 June 2021

### (r) Revenue

The Company recognises revenue as follows:

#### *Interest*

Interest revenue is recognised as interest accrues using the effective interest method. This is a method of calculating the amortised cost of a financial asset and allocating the interest income over the relevant period using the effective interest rate, which is the rate that exactly discounts estimated future cash receipts through the expected life of the financial asset to the net carrying amount of the financial asset.

#### *Other income*

Other revenue is recognised when it is received or when the right to receive payment is established.

### (s) Critical accounting estimates and judgements

The directors evaluate estimates and judgments incorporated into the financial report based on historical knowledge and best available current information. Estimates assume a reasonable expectation of future events and are based on current trends and economic data, obtained both externally and within the Group.

#### *Exploration and evaluation costs*

Exploration and evaluation costs relating to acquisition of tenements have been capitalised and are only carried forward to the extent that they are expected to be recouped through the successful development of the area or where activities in the area have not yet reached a stage that permits reasonable assessment of the existence of economically recoverable reserves.

#### *Share-based payment transactions*

The consolidated entity measures the cost of equity-settled transactions with employees by reference to the fair value of the equity instruments at the date at which they are granted. The fair value is determined by using an appropriate option-pricing model taking into account the terms and conditions upon which the instruments were granted. The accounting estimates and assumptions relating to equity-settled share-based payments would have no impact on the carrying amounts of assets and liabilities within the next annual reporting period but may impact profit or loss and equity.

#### *Rehabilitation provision*

Upon finalisation of the acquisition of the Golden Ant Project (refer to Note 13), the Group assumed the rehabilitation obligations in respect to the tenements and a \$229,450 bond for rehabilitation costs held by Queensland's Department of Environment and Science ('DES'). The Queensland government has recently undergone the process of redesigning its rehabilitation requirements and implemented a new Estimated Rehabilitation Cost scheme. The Group is currently reviewing its obligations under the revised scheme. As a result, a larger provision may be required for which the Group may need to raise additional capital to fund.

Key judgements are applied in considering the costs to be capitalised which includes determining expenditures directly related to these activities and allocating overheads between those that are expensed and capitalised.

# Great Northern Minerals Limited

ABN 22 000 002 111

## Notes to the Consolidated Financial Statements

For the Year Ended 30 June 2021

**(s) Critical accounting estimates and judgements (continued)**

*Coronavirus (COVID-19) pandemic*

Judgement has been exercised in considering the impacts that the Coronavirus (COVID-19) pandemic has had, or may have, on the consolidated entity based on known information. This consideration extends to the staffing and geographic regions in which the consolidated entity operates. Other than as addressed in specific notes, there does not currently appear to be either any significant impact upon the financial statements or any significant uncertainties with respect to events or conditions which may impact the consolidated entity unfavourably as at the reporting date or subsequently as a result of the Coronavirus (COVID-19) pandemic.

**(t) Goods and Services Tax (GST)**

Revenues and expenses are recognised net of GST except where GST incurred on a purchase of goods and services is not recoverable from the taxation authority, in which case the GST is recognised as part of the cost of acquisition of the asset or as part of the expense item.

Receivables and payables are stated with the amount of GST included. The net amount of GST recoverable from, or payable to, the taxation authority is included as part of receivables or payables in the statement of financial position. Cash flows are included in the Statement of Cash Flows on a gross basis and the GST component of cash flows arising from investing and financing activities, which is recoverable from, or payable to, the taxation authority, are classified as operating cash flows.

Commitments and contingencies are disclosed net of the amount of GST recoverable from, or payable to, the taxation authority.

**(u) Provisions**

Provisions are recognised when the Group has a present (legal or constructive) obligation as a result of a past event, it is probable the Group will be required to settle the obligation, and a reliable estimate can be made of the amount of the obligation. The amount recognised as a provision is the best estimate of the consideration required to settle the present obligation at the reporting date, taking into account the risks and uncertainties surrounding the obligation. If the time value of money is material, provisions are discounted using a current pre-tax rate specific to the liability. The increase in the provision resulting from the passage of time is recognised as a finance cost.

**(v) New accounting standards for application in the current period**

**The following Accounting Standards and Interpretations are most relevant to the Group:**

The Company has adopted all of the new and revised Standards and Interpretations issued by the Australian Accounting Standards Board (AASB) that are relevant to its operations and effective for an accounting period that begins on or after 1 January 2020. New and revised Standards and amendments thereof and Interpretations effective for the current year that are relevant to the Company include:

- AASB 2018-6 Amendments to Australian Accounting Standards – Definition of a Business
- AASB 2018-7 Amendments to Australian Accounting Standards – Definition of Material
- AASB 2019-1 Amendments to Australian Accounting Standards – References to the Conceptual Framework
- AASB 2019-3 Amendments to Australian Accounting Standards – Interest Rate Benchmark Reform
- AASB 2019-5 Amendments to Australian Accounting Standards – Disclosure of the Effect of New FRS Standards Not Yet Issued in Australia.

The Directors have determined that there is no material impact of the new and revised Standards and Interpretations on the Company and, therefore, no material change.



# Great Northern Minerals Limited

ABN 22 000 002 111

## Notes to the Consolidated Financial Statements

For the Year Ended 30 June 2021

### (v) New accounting standards for application in the current period (continued)

#### *New Accounting Standards and Interpretations Not Yet Mandatory or Early Adopted*

At the date of authorisation of the financial statements, the Company has not applied the new and revised Australian Accounting Standards, Interpretations and amendments that have been issued but are not yet effective. Based on a preliminary review of the standards and amendments, the Directors do not anticipate a material change to the Company's accounting policies, however further analysis will be performed when the relevant standards are effective.

### (w) Going Concern

For the year ended 30 June 2021 the Group recorded a consolidated loss of \$3,515,446 (2020: \$3,336,423) and at that date the net operating cash out flows were \$3,976,466 (2020: \$2,196,004). The Group had net current assets of \$2,118,190 (2020: \$2,069,057). The expenditure reflected the Group's acquisition of and funding of its exploration programme at the Company's Gold Projects at Golden Cup, Camel Creek and Big Rush Gold Mines in North Queensland.

These conditions indicate a material uncertainty that may cast significant doubt about the Group's ability to continue as a going concern, however notwithstanding this the accounts have been prepared on a going concern basis.

The Directors have assessed the Group's operating and research costs along with future commitments for tenement exploration costs in order to establish the future funding requirements for the Group.

As at 30 June 2021 the Group had cash on hand of \$1,896,387 as capital raising was successfully completed during May 2021 to raise \$1,511,314 to continue the exploration of its assets and meet its commitments. Based on a cashflow forecast prepared by management, the Group will need to continue to raise capital to continue its exploration. The Directors are confident that further capital raising is possible to fund future exploration programs when required.

Should the Group be unable to continue as a going concern it may be required to realise its assets and extinguish its liabilities other than in the normal course of business and at the amounts stated in the financial report. The financial report does not include any adjustments relating to the recoverability and classification of recorded asset amounts or to the amounts and classification of liabilities that might be necessary should the Group not continue as a going concern.

The impact of Coronavirus ('COVID-19') pandemic is ongoing and while it has not significantly impacted the Group up to 30 June 2021, it is not practicable to estimate the potential impact, positive or negative, after the reporting date. The situation is rapidly developing and is dependent on measures imposed by the Australian Government and other countries, such as maintaining social distancing requirements, quarantine, travel restrictions and any economic stimulus that may be provided.

### 3 Auditors' Remuneration

	2021	2020
	\$	\$
Remuneration of the auditor of the parent entity for:		
- Audit or review - William Buck Audit (WA) Pty Ltd	<b>30,037</b>	28,862
Total remuneration for audit services	<b>30,037</b>	28,862

# Great Northern Minerals Limited

ABN 22 000 002 111

## Notes to the Consolidated Financial Statements

For the Year Ended 30 June 2021

### 4 Other Income

	2021	2020
	\$	\$
- Income from sale/release of royalty (i)	-	125,000
- Covid ATO Cash Boost	<b>39,712</b>	-
- R&D Refund	-	155,720
- Other income	-	33,767
	<b>39,712</b>	<b>314,487</b>

(i) On 19 March 2019, Great Northern Minerals (previously Greenpower Energy Limited) announced that it entered into a binding Deed of Assignment of Royalty ('DAR') with Gasfields Limited, to sell its 1.5% wellhead royalty over 50% of any production from EP447 tenement to Gasfields Limited. Great Northern will receive an initial cash payment of \$250,000 and two further instalments of \$125,000 each. As a consideration for Great Northern agreeing to the amendment Deed of Agreement, Gasfields paid Great Northern \$10,000 in cash in addition to the initially agreed consideration. As at 30 June 2019, outstanding receivable amount is per Tranche 1 of the Deed of Assignment of Royalty agreement. On 21 February 2020, the Company announced that it has entered into a Deed of Surrender and Release with GCC Methane Pty Ltd of its 1.5% wellhead gas royalty to be derived from gas sales from WA Exploration Permit EP447 for surrender consideration in the amount of \$137,500 (inclusive of GST) which has been received during the 2020 financial year.

### 5 Corporate and administration costs

	2021	2020
	\$	\$
- Interest expense*	<b>10,801</b>	32,291
- Marketing expenses	<b>103,590</b>	39,231
- Compliance & regulatory fees	<b>252,064</b>	303,986
- Employee benefit expenses	<b>632,740</b>	299,809
- Legal fees	<b>18,428</b>	55,637
- Consultants fees	<b>67,500</b>	191,000
- Share based payment expenses	-	111,180
- Other corporate & administration expenses	<b>128,411</b>	163,256
	<b>1,213,534</b>	<b>1,196,391</b>

\*Includes lease liability interest expense per AASB 16

### 6 Income Tax Expense / (Benefit)

(a) The major components of tax expense (benefit) comprise:

	2021	2020
	\$	\$
Income tax expense	-	-
	-	-

# Great Northern Minerals Limited

ABN 22 000 002 111

## Notes to the Consolidated Financial Statements

For the Year Ended 30 June 2021

### 6 Income Tax Expense / (Benefit) (continued)

	2021	2020
	\$	\$
<b>(b) The prima facie tax benefit/(expense) from the loss before income tax is reconciled to the income tax as follows:</b>		
Net Profit/(Loss) before tax	<b>(3,515,446)</b>	(3,336,423)
Prima facie tax benefit on loss from ordinary activities before income tax at 30% (2020: 30%)		
- the Group	<b>(1,054,634)</b>	(1,000,927)
	<b>(1,054,634)</b>	(1,000,927)
Add/Less tax effect of:		
-non-deductible expenses	<b>2,455</b>	368,728
-losses not brought to account	<b>1,110,802</b>	714,978
-non-assessable income	<b>(11,944)</b>	(56,357)
-movement in unrecognisable temporary differences	<b>(14,640)</b>	(16,428)
-deductible equity raising costs	<b>(32,039)</b>	(9,994)
Income tax attributable to parent entity	-	-
<b>(c) Unrecognised temporary differences</b>		
Deductible temporary differences	<b>186,831</b>	88,580
Tax revenue losses	<b>4,391,444</b>	3,347,052
Tax capital losses	<b>3,209,831</b>	3,209,831

Deferred tax assets are only recognised for deductible temporary differences and unused tax losses if it is probable that future taxable amounts will be available to utilise those temporary differences and losses. Availability of losses is subject to passing the required tests under the ITAA 1997/1936.

### 7 Loss per Share

(a) Reconciliation of Loss used to calculate Loss per share

	2021	2020
	\$	\$
Loss	<b>3,505,941</b>	2,722,903
Loss used to calculate basic and diluted EPS	<b>3,505,941</b>	2,722,903

(b) Weighted average number of ordinary shares (diluted):

	2021	2020
	number	number
Weighted average number of ordinary shares outstanding during the year number used in calculating:		
Basic EPS	<b>951,869,979</b>	359,994,638
Diluted EPS	<b>951,869,979</b>	359,994,638

\*Both the basic and diluted loss per share have been calculated using the loss attributable to shareholders of the Parent as the numerator (ie no adjustments to loss were necessary in 2021 or 2020).

As the Company is in a loss position, the options outstanding at 30 June 2021 have no dilutive effects on the earnings per share calculation.

# Great Northern Minerals Limited

ABN 22 000 002 111

## Notes to the Consolidated Financial Statements

For the Year Ended 30 June 2021

### 8 Cash and Cash Equivalents

	2021	2020
Note	\$	\$
Cash at bank	1,849,224	2,442,428
Short-term bank deposits	8(a) 47,163	67,630
	<u>1,896,387</u>	<u>2,510,058</u>

### Reconciliation of Cash

	2021	2020
	\$	\$
Cash at the end of the financial year as shown in the Statement of Cash Flows is reconciled to items in the Statement of Financial Position as follows:		
Cash and cash equivalents	<u>1,896,387</u>	2,510,058
	<u>1,896,387</u>	<u>2,510,058</u>

As at 30 June 2021 there is a restriction on available cash of \$47,163 (2020: \$67,630). The Group has a number of short term deposits held as a security for various active North Queensland exploration licences.

#### (a) Short term deposit

Short term deposits are held as a security for various bank guarantees.

### 9 Trade and Other Receivables

	2021	2020
Note	\$	\$
<b>CURRENT</b>		
R&D Refund receivable	9(a) -	155,720
Other receivables	9(b) 174,266	103,720
	<u>174,266</u>	<u>259,440</u>

#### (a) R&D Refund Receivable

R & D Refund due from the Australian Taxation Office for 2021 financial year over Company's OHD Project nil (2020: \$155,720).

#### (b) Other Receivables

Other receivables represent receivables due from the Australian Taxation Office for BAS Quarterly Returns in the total amount of \$144,763, office bond in the amount of \$23,687, and other immaterial receivable amounts totalling \$5,816, which are not impaired and will be receivable.

# Great Northern Minerals Limited

ABN 22 000 002 111

## Notes to the Consolidated Financial Statements

For the Year Ended 30 June 2021

### 10 Plant and Equipment

	2021	2020
	\$	\$
Office equipment & furniture		
At cost	133,323	128,947
Accumulated depreciation	(42,190)	(26,996)
Total office equipment & furniture	<u>91,133</u>	<u>101,951</u>
<b>Total plant and equipment</b>	<u><u>91,133</u></u>	<u><u>101,951</u></u>

#### (a) Movements in Carrying Amounts

Movement in the carrying amounts for each class of plant and equipment between the beginning and the end of the current financial year:

	Office Equipment	
	2021	2020
	\$	\$
Balance at the beginning of year	101,951	123,930
Additions	4,377	4,407
Disposals	-	(800)
Depreciation expense	(15,195)	(25,586)
Balance at the end of the year	<u><u>91,133</u></u>	<u><u>101,951</u></u>

### 11 Right-of-use asset

The Company entered into a rental lease for their office premises in September 2018. The term of the lease is five years, with the option to extend for another three years. The value of the right-of-use asset was calculated based on the particulars of the lease. Variables which were taken into account include the lease term, rent per annum, clauses for rent increases, rent abatements, and the option to extend (the option to extend was not taken into account, as the Company has not made a firm decision on this matter). The right-of-use asset will be depreciated over the lease term, the depreciation expense and lease liability will be expensed. In subsequent reporting periods, the right-of-use asset will be revalued to reflect the remaining life of the lease.

Set out below are the carrying amounts of right-of-use assets recognised and the movements during the period:

#### Right-of-Use Assets

	2021	2020
	\$	\$
Balance at the beginning of period	98,375	-
Right-of-use asset additions	-	125,591
Depreciation expense	(28,980)	(27,216)
<b>Balance at the reporting date</b>	<u><u>69,395</u></u>	<u><u>98,375</u></u>

# Great Northern Minerals Limited

ABN 22 000 002 111

## Notes to the Consolidated Financial Statements

For the Year Ended 30 June 2021

### 11 Right-of-use asset (continued)

#### Lease Liabilities

	2021	2020
	\$	\$
Balance at beginning of period	102,637	-
Lease liabilities additions	-	125,591
Accretion of interest	4,761	6,129
Payments	(32,158)	(29,083)
<b>Balance at the reporting date</b>	<b>75,237</b>	<b>102,637</b>
Lease liabilities – current	30,260	27,397
Lease liabilities – non current	44,977	75,240
Depreciation expense for right-of-use assets	28,980	27,216
Interest expense on lease liabilities	4,761	6,129
<b>Total amount recognised in profit or loss</b>	<b>33,741</b>	<b>33,345</b>

### 12 Controlled Entities

The consolidated financial statements incorporate the assets, liabilities and the results of the following subsidiary in accordance with the accounting policy described in note 1:

Controlled Entities	Principal Activity	Country of Incorporation	Percentage Owned 2021	Percentage Owned 2020
Greenpower Group Pty Ltd	Investment	Australia	100%	100%
Greenpower Gold Pty Ltd <i>(previously GCC Asset Holdings Pty Ltd)</i>	Investment	Australia	100%	100%
Northern Exploration Pty Ltd	Exploration	Australia	100%	100%
Sawells Pty Ltd	Exploration	Australia	100%	100%
Greengrowth Energy Pty Ltd <i>(previously Greengrowth Bio-Stimulants Pty Ltd)</i>	Non-trading	Australia	95%	95%
Greenpower Chemicals Pty Ltd	Non-trading	Australia	100%	100%
Greenpower Guyana Pty Ltd	Investment	Australia	100%	100%
Ion Minerals Pty Ltd	Exploration	Australia	40%	40%
Golden Ant Pty Ltd	Exploration	Australia	100%	-
Alphadale Pty Ltd	Exploration	Australia	100%	-

# Great Northern Minerals Limited

ABN 22 000 002 111

## Notes to the Consolidated Financial Statements

For the Year Ended 30 June 2021

### 12(a) Summarised financial information on subsidiaries with material non-controlling interest

Set out below is the summarised financial information for Ion Minerals Pty Ltd which has a non-controlling interest material to Great Northern Minerals Limited.

#### Summarised Statement of Financial Position

<b>Current</b>	<b>2021</b>	<b>2020</b>
	<b>\$</b>	<b>\$</b>
Assets	8,375	7,729
Liabilities	(965,446)	(948,958)
<b>Total Current Net Assets</b>	<b>(957,071)</b>	<b>(941,229)</b>
<hr/>		
<b>Non-Current</b>		
Assets	-	-
Liabilities	-	-
<b>Total Non-Current Net Assets</b>	<b>-</b>	<b>-</b>
<hr/>		
Revenue	-	-
Loss before income tax	(15,841)	(1,022,534)
Income tax	-	-
<b>Total comprehensive loss for the year</b>	<b>(15,841)</b>	<b>(1,022,534)</b>
<b>Total comprehensive loss attributable to NCI</b>	<b>(9,505)</b>	<b>(613,520)</b>

### 13 Exploration and Evaluation Assets

	<b>2021</b>	<b>2020</b>
	<b>\$</b>	<b>\$</b>
<b>Exploration and evaluation permits</b>		
Exploration expenditure capitalised	<b>1,491,476</b>	<b>562,076</b>

A reconciliation of the carrying amount of exploration and evaluation expenditure is set out below:

Carrying amount at the beginning of the year	<b>562,076</b>	948,133
Acquisition costs incurred during the year	-	412,076
Impairment of exploration and evaluation expenditure	-	(948,133)
Rehabilitation Provision Asset	<b>229,450</b>	-
Exploration Expenditure Consideration Capitalised*	<b>849,950</b>	-
Deferred (Reversal of) consideration capitalised*	<b>(150,000)</b>	150,000
Carrying amount at the end of the year	<b>1,491,475</b>	562,076

# Great Northern Minerals Limited

ABN 22 000 002 111

## Notes to the Consolidated Financial Statements

For the Year Ended 30 June 2021

### 13 Exploration and Evaluation Assets (continued)

\*On 15 August 2019, Great Northern Minerals announced that it had exercised the Option Agreement with Q-Generate Pty Ltd to acquire the former gold producing mines of Camel Creek, Golden Cup and Big Rush ("The Golden Ant Project") in Northern Queensland. Management have accounted for this transaction as an acquisition of assets and not as a business combination since, at the date of acquisition, the Golden Ant Project did not have the processes and outputs expected of an operating business. The Consideration for the acquisition comprised of:

- ◆ Upfront Consideration consisting to be paid at settlement, of \$20,000 for the grant of Exclusive Option fee, \$50,000 cash payment and \$50,000 worth of fully paid ordinary shares in GNM (formerly GPP) to be issued to the owner (or its nominee, on behalf of the vendors), the issue price of which will be calculated on the basis of a 30 day VWAP prior to the date of the Options Exercise Notice is issued (with a minimum floor price of \$0.03 per share);
- ◆ Deferred Consideration to be paid post settlement and subject to achievement of Milestones as follows:
  - \$50,000 in cash and \$100,000 in GNM shares to be issued upon estimation of JORC compliant Measured Mineral Resource of at least 100,000 ounces of gold at the Project; and
  - \$1,500,000 in cash or GNM shares (subject to shareholder approval) upon estimation of JORC compliant Measured Mineral Resource of at least 100,000 ounces of gold at the Project and either 12 months after the grant of Environmental Access in respect of the licences or 24 months after the settlement.

On 10 August 2020, Great Northern Minerals Limited announced that it had entered into a deed of variation to the Heads of Agreement with Q-Generate Pty Ltd to accelerate the completion of 100% ownership of the North Queensland gold projects. The parties to the agreement have mutually agreed to reduce the agreed deferred and further deferred consideration via an early cash payment of \$849,950, representing a discount of approximately 50% to the existing deferred and further deferred consideration per Heads of Agreement, totalling \$1.732M, which resulted in completion of Great Northern Minerals' 100% ownership of the Queensland gold projects. Great Northern Minerals Limited made the early cash payment of \$849,950 during August 2020.

Upon finalisation of the acquisition of the Golden Ant Project, the Group assumed the rehabilitation obligations in respect to the tenements and a \$229,450 bond for rehabilitation costs held by Queensland's Department of Environment and Science ('DES'). The Queensland government has recently undergone the process of redesigning its rehabilitation requirements and implemented a new Estimated Rehabilitation Cost scheme. The Group is currently reviewing its obligations under the revised scheme and is unable to reliably estimate the rehabilitation liability as at the date of this report. As a result, a larger provision may be required for which the Group may need to raise additional capital to fund.

#### Exploration permits

Refer to *Interests in Exploration Tenements* section at the end of this consolidated financial report for the list of exploration licences held by the Group.

### 14 Trade and Other Payables

	2021	2020
	\$	\$
<b>CURRENT</b>		
Trade payables	91,283	489,353
Other payables	29,700	53,999
	<u>120,983</u>	<u>543,352</u>



# Great Northern Minerals Limited

ABN 22 000 002 111

## Notes to the Consolidated Financial Statements

For the Year Ended 30 June 2021

### 15 Issued Capital

#### Movements in ordinary share capital

##### Year ended 30 June 2021

	No. of shares	\$
At the beginning of year	822,087,117	79,834,625
Shares issued during the year	386,963,859	4,641,705
Cost of issuing shares	-	(978,082)
Balance at 30 June 2021	1,209,050,976	83,498,248

##### Year ended 30 June 2020

At the beginning of year	1,943,207,165	75,182,850
Shares issued during the year	949,234,267	5,195,826
Part Consideration Shares issued for North Queensland Projects	1,666,666	50,000
Cost of issuing shares	-	(594,051)
Consolidation of issued capital on 10:1 basis	(2,072,020,981)	-
Balance at 30 June 2020	822,087,117	79,834,625

The Company has no authorised share capital or par value in respect of its issued shares.

Ordinary shares participate in dividends and the proceeds on winding up of the parent entity in proportion to the number of shares held. At the shareholders meetings, each ordinary share is entitled to one vote when a poll is called, otherwise each shareholder has one vote on a show of hands.

#### Capital Risk Management

The Group's and the Parent's objectives when managing capital are to safeguard their ability to continue as a going concern, so that they can continue to provide returns for shareholders and benefits for other stakeholders and to maintain an optimal capital structure to reduce the cost of capital.

In order to maintain or adjust the capital structure, the Group may pay dividends to shareholders, return capital to shareholders, issue new shares or sell assets. During 2021 financial year, the Group's strategy, which was unchanged from 2020, was to maintain minimum borrowings outside of trade and other payables.

### 16 Reserves

	2021	2020
	\$	\$
Share Based Payments Reserve	702,511	295,056
<b>Total Reserves</b>	<b>702,511</b>	<b>295,056</b>
	\$	\$
<b>Share Based Payments Reserve</b>		
Opening balance	295,056	349,212
Options expired	(183,877)	(165,336)
Options issued during the year	591,332	111,180
	702,511	295,056
<b>Total Reserves</b>	<b>702,511</b>	<b>295,056</b>

# Great Northern Minerals Limited

ABN 22 000 002 111

## Notes to the Consolidated Financial Statements

For the Year Ended 30 June 2021

### Share Based Payments Reserve

The share-based payments reserve records items recognised as expenses on valuation of share options issued to employees and advisers for capital raising purposes. Share options are issued for nil consideration. The exercise price of the share options is determined by the Directors in their absolute discretion and set out in the Offer provided that the exercise price is not less than the average Market Price on ASX on the five trading days prior to the day the Directors resolve to grant the Options. Any options that are not exercised by their expiry date will lapse. Upon exercise, these options will be settled in ordinary fully paid shares of the Company. The Options can be exercised in whole or part at any time up to and including the Expiry Date by lodging and Option Exercise Notice accompanied by the payment of the exercise price.

During the year 66,787,242 unlisted options and 20,000,000 listed options were issued and vested to advisors in respect of the capital raisings and have been treated as a cost of equity.

	2021	2020
	\$	\$
<b>Options at 1 July</b>	<b>295,056</b>	349,212
Options issued during the year	591,332	111,180
Expiry of options during the year	(183,877)	(165,336)
<b>Options at 30 June</b>	<b>702,511</b>	<b>295,056</b>

### Summary of options granted as share based payments

The following table illustrates the number and movements in share options under share based payments:

	2021	2020
	Number	Number
Outstanding at the beginning of the year	<b>21,800,000</b>	8,000,000
Granted during the year	<b>86,787,242</b>	21,000,000
Exercised during the year	-	-
Lapsed/cancelled during the year	<b>(1,600,000)</b>	-
Consolidation of issued capital on 10:1 basis	-	(7,200,000)
Outstanding at the year end	<b>106,987,242</b>	21,800,000
Exercisable at the year end	<b>106,987,242</b>	21,800,000

### Weighted average remaining contractual life of share options

The weighted average remaining contractual life for the share options outstanding as at 30 June 2021 is 1.24 years (2020: 1.33 years).

### Range of exercise price of share options

The exercise price for options outstanding at the end of the year is \$0.01 to \$0.033 (2020: \$0.30).

### Weighted average fair value of share options

The weighted average fair value of options granted during the year is \$591,332 (2020: \$111,180).

# Great Northern Minerals Limited

ABN 22 000 002 111

## Notes to the Consolidated Financial Statements

For the Year Ended 30 June 2021

### Share option valuation

The fair value of the equity-settled listed share options granted under the share based payments is valued at the date of grant as the market price of the listed options as at grant date

The fair value of the equity-settled unlisted share options granted under the share based payments is estimated at the date of grant using a Black Scholes model, which takes into account factors including the options exercise price, the volatility of the underlying share price, the risk-free interest rate, the market price of the underlying shares at grant date, historical and expected dividends and the expected life of the option.

The options were valued using Black Scholes with the below assumptions:

	<b>Unlisted Options</b>
Number of options in series	22,262,414
Underlying share price	\$0.015
Exercise price	\$0.024
Expected volatility	100%
Option life	3 years
Expiry date	19 November 2023
Dividend yield	0.00%
Interest rate	1.30%

	<b>Unlisted Options</b>
Number of options in series	22,262,414
Underlying share price	\$0.015
Exercise price	\$0.029
Expected volatility	100%
Option life	3 years
Expiry date	19 November 2023
Dividend yield	0.00%
Interest rate	1.30%

	<b>Unlisted Options</b>
Number of options in series	22,262,414
Underlying share price	\$0.015
Exercise price	\$0.033
Expected volatility	100%
Option life	3 years
Expiry date	19 November 2023
Dividend yield	0.00%
Interest rate	1.30%

# Great Northern Minerals Limited

ABN 22 000 002 111

## Notes to the Consolidated Financial Statements

For the Year Ended 30 June 2021

### 17 Accumulated Losses

	2021	2020
	\$	\$
<b>Accumulated losses</b>		
Opening balance	(76,158,094)	(73,600,527)
Net loss for the period attributable to Owners of Parent	(3,505,941)	(2,722,903)
Reclassification adjustments:		
- Options lapsed transferred from reserves	183,877	165,336
<b>Total</b>	<u>(79,480,158)</u>	<u>(76,158,094)</u>

### 18 Cash Flow Information

#### (a) Reconciliation of Cash Flow from Operations with Loss after Income Tax

	2021	2020
	\$	\$
Net loss for the year	(3,515,446)	(3,336,423)
Cash flows excluded from loss attributable to operating activities		
Non-cash flows in loss		
Depreciation	44,213	56,834
Share based payments	-	(111,180)
Impairment of exploration assets	-	948,133
Impairment of receivables	-	129,000
Changes in assets and liabilities, net of the effects of purchase and disposal of subsidiaries		
Decrease/(Increase) in receivables	85,174	223,681
(Decrease)/Increase in trade payables and accruals	(590,407)	(106,049)
Net cash (outflow) from operating activities	<u>(3,976,466)</u>	<u>(2,196,004)</u>

#### (b) Non-Cash Financing and Investing Activities

During the year the Group had no non-cash financing and investing activities

# Great Northern Minerals Limited

ABN 22 000 002 111

## Notes to the Consolidated Financial Statements

For the Year Ended 30 June 2021

### 19 Project Expenditure Commitments

	2021	2020
	\$	\$
Planned project expenditure commitments contracted for:		
Exploration Permits	<u>1,270,934</u>	1,458,687
	<u>1,270,934</u>	<u>1,458,687</u>
Payable:		
- not later than 12 months*	370,721	317,158
- between 12 months and 5 years	758,018	964,889
- more than 5 years	142,195	176,640
	<u>1,270,934</u>	<u>1,458,687</u>

\*During 2021 financial year, the Group spent \$1,655,814 on granted tenement licences and \$17,240 on application licences.

The amounts detailed above is the minimum expenditure required to maintain ownership of the current tenements held. An obligation may be cancelled if a tenement is surrendered.

### 20 Related Party Transactions

**(a) Parent entity**

The ultimate parent entity within the Group is Great Northern Minerals Limited.

**(b) Subsidiaries**

Interests in subsidiaries are set out in note 12.

**(c) Compensation**

The aggregate compensation made to directors and other members of key management personnel of the consolidated entity is set out below:

	2021	2020
	\$	\$
Short-term employee benefits	594,740	362,420
Post-employment benefits	38,000	27,621
Share-based payments	-	45,780
	<u>632,740</u>	<u>435,821</u>

**(d) Transactions and balances with related parties**

All transactions between related parties are on normal commercial terms and conditions no more favourable than those available to other parties unless otherwise stated.

**2021**

- During the financial year, Mineral Intelligence Pty Ltd, a Company which Managing Director Cameron McLean has an interest in, repaid to Great Northern Minerals Limited an amount of \$3,124 of the loan from the previous period. The terms of the transaction were on a no interest basis. The balance payable by Mineral Intelligence to Great Northern Minerals Limited as at 30 June 2021 was \$2,343. Subsequent to the year end, the funds are yet to be repaid from Mineral Intelligence Pty Ltd.

# Great Northern Minerals Limited

ABN 22 000 002 111

## Notes to the Consolidated Financial Statements

For the Year Ended 30 June 2021

### 20 Related Party Transactions (continued)

#### (d) Transactions and balances with related parties (continued)

- During 2019 financial year, Mineral Intelligence Pty Ltd, a Company which Managing Director, Cameron McLean has an interest in, loaned \$11,000 to Ion Minerals Pty Ltd. The terms of the transaction were on a no interest basis. The balance outstanding and payable to Mineral Intelligence Pty Ltd by Ion Minerals Pty Ltd as at 30 June 2021 is \$11,000. The funds are yet to be repaid to Mineral Intelligence Pty Ltd.

#### 2020

- During the financial year, Mineral Intelligence Pty Ltd, a Company which Managing Director Cameron McLean has an interest in, was loaned by Great Northern Minerals Limited an amount of \$2,873. The terms of the transaction were on a no interest basis. The balance payable by Mineral Intelligence to Great Northern Minerals Limited as at 30 June 2020 was \$5,467. Subsequent to the year end, the funds are yet to be repaid from Mineral Intelligence Pty Ltd.

- During 2019 financial year, Mineral Intelligence Pty Ltd, a Company which Managing Director, Cameron McLean has an interest in, loaned \$11,000 to Ion Minerals Pty Ltd. The terms of the transaction were on a no interest basis. The balance outstanding and payable to Mineral Intelligence Pty Ltd by Ion Minerals Pty Ltd as at 30 June 2020 is \$11,000. The funds are yet to be repaid to Mineral Intelligence Pty Ltd.

There were no other Key Management personnel related party transactions during the year.

### 21 Contingent liabilities and contingent assets

#### *Contingent Liabilities*

The Group had contingent liabilities at 30 June 2021 in respect of:

- The Group has provided bank guarantees in favour of the Minister of Energy and Resources with respect to a security deposit and in favour of Minister of Energy and Resources Victoria with respect to a contract performance at 30 June 2020. The total of these guarantees at 30 June 2021 was \$32,660 with a financial institution (30 June 2020: \$32,533);

- Upon finalisation of the acquisition of the Golden Ant Project (refer to Note 13), the Group assumed the rehabilitation obligations in respect to the tenements and a \$229,450 bond for rehabilitation costs held by Queensland's Department of Environment and Science ('DES'). The Queensland government has recently undergone the process of redesigning its rehabilitation requirements and implemented a new Estimated Rehabilitation Cost ('ERC') scheme. The Group is currently reviewing its obligations under the revised scheme. In conjunction with this, the Group is also assessing the financial assurance provisions, including the calculation methods which have evolved significantly over the past decade with ongoing recent legislative reforms. As a result, a larger provision may be required for which the Group may need to raise additional capital to fund. The Group has been complying with all of its environmental obligations including conducting water sampling, monitoring and reporting to the DES. Further environmental work is ongoing in order to fully understand the extent of any future liability in relation to the historic mining activities completed in the late 1990s.

#### *Contingent Assets*

The Group had no contingent assets at 30 June 2021.

# Great Northern Minerals Limited

ABN 22 000 002 111

## Notes to the Consolidated Financial Statements

For the Year Ended 30 June 2021

### 22 Financial Risk Management

#### (a) Financial Risks

The main risks the Group is exposed to through its financial instruments are interest rate risk and liquidity risk.

Exposure to interest rate, liquidity and credit risk arises in the normal course of the Group's business. The Group does not hold or issue derivative financial instruments.

The Group uses different methods as discussed below to manage risks that arise from these financial instruments. The objective is to support the delivery of the financial targets while protecting future financial security. Primary responsibility for the identification and management of financial risks rests with the Board.

##### *(a) Liquidity risk*

The Company manages liquidity risk by maintaining sufficient cash facilities to meet the operating requirements of the business. The responsibility for liquidity risk management rests with the Board of Directors. The Company manages liquidity risk by monitoring forecast cash flows and ensuring that adequate working capital is maintained. The Company's policy is to ensure that it has sufficient cash reserves to carry out its planned exploration activities over the next 12 months.

##### *(b) Interest rate risk*

Interest rate risk arises from the possibility that changes in interest rates will affect future cash flows or the fair value of financial instruments.

The Company's exposure to market risk for changes to interest rate risk relates primarily to its earnings on cash.

#### (b) Credit Risk

The Group has no significant concentrations of credit risk other than cash at bank which is held with the Commonwealth Bank of Australia and Westpac Bank both AA- rated Australian banks. The maximum exposure to credit risk at reporting date is the carrying amount (net of provision of expected credit losses) of those assets as disclosed in the statement of financial position and notes to the financial statements.

As the Group does not presently have any debtors, lending, significant stock levels or any other credit risk, a formal credit risk management policy is not maintained. Credit risk represents the risk that the counterparty to the financial instrument will fail to discharge an obligation and cause the Group to incur a financial loss.

#### (c) Liquidity Risk

Liquidity risk is the risk that the Group may encounter difficulties raising funds to meet commitments associated with financial instruments (e.g. borrowing repayments). The Group manages liquidity risk by monitoring forecast cash flows.

### 23 Events after the Reporting Period

The impact of Coronavirus ('COVID-19') pandemic is ongoing and while it has not significantly impacted the Group up to 30 June 2021, it is not practicable to estimate the potential impact, positive or negative, after the reporting date. The situation is rapidly developing and is dependent on measures imposed by the Australian Government and other countries, such as maintaining social distancing requirements, quarantine, travel restrictions and any economic stimulus that may be provided.

There are no other matters or circumstances which have arisen since the end of the year which will significantly affect, or may significantly affect, the state of affairs or operations of the reporting entity in future financial years.

# Great Northern Minerals Limited

ABN 22 000 002 111

## Notes to the Consolidated Financial Statements

For the Year Ended 30 June 2021

### 24 Segment Reporting

AASB 8 requires operating segments to be identified on the basis of internal reports about components of the Group that are regularly reviewed by the chief operating decision maker in order to allocate resources to the segment and to assess its performance.

The Group predominantly operates in one segment, being exploration activities throughout Australia. The Group via a heads of agreement was funding exploration in Guyana undertaken by Great Northern Minerals (previously Greenpower Energy Limited) exploration partner and operator Guyana Strategic Metals Inc., a Canadian registered entity. The Company has fully impaired all the costs incurred and funded for operations in Guyana over the last financial years, as its focus is on its Australian Projects.

Information regarding the non-current assets by geographical location is reported for Australian exploration assets only, being \$1,491,476. Refer to note 13.

### 25 Parent Entity

The following information has been extracted from the books and records of the parent, Great Northern Minerals Limited and has been prepared in accordance with Accounting Standards.

The financial information for the parent entity, Great Northern Minerals Limited has been prepared on the same basis as the consolidated financial statements.

#### *Investments in subsidiaries*

Investments in subsidiaries, are accounted for at cost in the financial statements of the parent entity.

	2021	2020
	\$	\$
<b>Consolidated Statement of Financial Position</b>		
<u>Assets</u>		
Current assets	1,958,877	2,915,765
Non-current assets	1,898,011	1,458,390
<b>Total Assets</b>	<b>3,856,888</b>	<b>4,374,155</b>
<u>Liabilities</u>		
Current liabilities	86,695	1,392,760
Non-current liabilities	274,427	75,240
<b>Total Liabilities</b>	<b>361,122</b>	<b>1,468,000</b>
<b>Net Assets</b>	<b>3,495,766</b>	<b>2,906,155</b>
<u>Equity</u>		
Issued capital	83,498,241	79,834,619
Accumulated losses	(80,704,986)	(77,223,520)
Share Based Payments Reserve	702,511	295,056
<b>Total Equity</b>	<b>3,495,766</b>	<b>2,906,155</b>



# Great Northern Minerals Limited

ABN 22 000 002 111

## Notes to the Consolidated Financial Statements

For the Year Ended 30 June 2021

### 25 Parent Entity (continued)

#### Consolidated Income Statement

Total loss for the year	<u>(1,327,266)</u>	<u>(2,064,119)</u>
Total comprehensive loss	<u>(1,327,266)</u>	<u>(2,064,119)</u>

#### Guarantees entered into by the parent entity in relation to the debts of its subsidiaries

Pursuant to ASIC Instrument 2017/785 Great Northern Minerals Limited and its wholly owned subsidiaries (refer note 12) entered into a deed of cross guarantee. The effect to the deed is that Great Northern Minerals Limited has guaranteed to pay any deficiency in the event of winding up of any controlled entity or if they do not meet their obligations under the terms of any debt subject to the guarantee. The controlled entities have given a similar guarantee in the event that Great Northern Minerals Limited is wound up or if it does not meet its obligations under the terms of any debt subject to the guarantee.

#### Contingent liabilities of the parent entity

The Directors are not aware of any contingent liabilities at reporting date, except for already disclosed contingent liabilities at note 21 of this financial report.

# Great Northern Minerals Limited

ABN 22 000 002 111

## Directors' Declaration

In accordance with a resolution of the directors of Great Northern Minerals Limited, the directors of the company declare that:

1. the financial statements, notes and the remuneration report in the Directors' Report are in accordance with the *Corporations Act 2001*, including:
  - a. giving a true and fair view of the financial position of the Consolidated Group as at 30 June 2021 and of its performance for the year ended on that date; and
  - b. complying with Australian Accounting Standards (including International Financial Reporting Standards) and the *Corporations Regulations 2001*;
2. in the directors' opinion, there are reasonable grounds to believe that the company will be able to pay its debts as and when they become due and payable.

This declaration has been made after receiving the declarations required to be made to the directors in accordance with sections of 295A of the *Corporations Act 2001*.

This declaration is made in accordance with a resolution of the Board of Directors.



.....  
Kim Robinson  
Chairman

Dated: 29<sup>th</sup> September 2021

## Great Northern Minerals Limited

Independent auditor's report to members

### Report on the Audit of the Financial Report

#### Opinion

We have audited the financial report of Great Northern Minerals Limited (the Company and its subsidiaries (the Group)), which comprises the consolidated statement of financial position as at 30 June 2021, the consolidated statement of profit or loss and other comprehensive income, the consolidated statement of changes in equity and the consolidated statement of cash flows for the year then ended, and notes to the financial statements, including a summary of significant accounting policies and other explanatory information, and the directors' declaration.

In our opinion, the accompanying financial report of the Group, is in accordance with the *Corporations Act 2001*, including:

- (i) giving a true and fair view of the Group's financial position as at 30 June 2021 and of its financial performance for the year ended on that date; and
- (ii) complying with Australian Accounting Standards and the *Corporations Regulations 2001*.

#### Basis for Opinion

We conducted our audit in accordance with Australian Auditing Standards. Our responsibilities under those standards are further described in the *Auditor's Responsibilities for the Audit of the Financial Report* section of our report. We are independent of the Group in accordance with the auditor independence requirements of the *Corporations Act 2001* and the ethical requirements of the Accounting Professional and Ethical Standards Board's APES 110 *Code of Ethics for Professional Accountants (including Independence Standards)* (the Code) that are relevant to our audit of the financial report in Australia. We have also fulfilled our other ethical responsibilities in accordance with the Code.

We believe that the audit evidence we have obtained is sufficient and appropriate to provide a basis for our opinion.

#### Material Uncertainty Related to Going Concern

We draw attention to Note 2(w) in the financial report, which indicates that the Group incurred a net loss of \$3,515,446 and incurred net operating cash outflows of \$3,976,466 during the year ended 30 June 2021. As stated in Note 2(w), these events or conditions indicate that a material uncertainty exists that may cast significant doubt

#### ACCOUNTANTS & ADVISORS

Level 3, 15 Labouchere Road  
South Perth WA 6151

PO Box 748  
South Perth WA 6951

Telephone: +61 8 6436 2888

[williambuck.com](http://williambuck.com)

## Independent auditor’s report to members (cont’d.)

on the Group’s ability to continue as a going concern. Our opinion is not modified in respect of this matter.

### Key Audit Matters

Key Audit Matters are those matters that, in our professional judgement, were of most significance in our audit of the financial report as a whole, and in forming our opinion thereon, and we do not provide a separate opinion on these matters. In addition to the matter described in the *Material Uncertainty Related to Going Concern* section, we have determined the matters described below to be the key audit matters to be communicated in our report.

REHABILITATION PROVISION	
Area of focus Refer also to note 2(s) & 13	How our audit addressed it
<p>On 10 August 2020, Great Northern Minerals announced it had entered into a deed of variation to the Heads of Agreement with Q-Generate to accelerate the completion of 100% ownership the North Queensland gold projects. As a result, the Group now have a 100% ownership of Golden Ant Mining Pty Ltd and Alphadale Pty Ltd and the Directors have performed an assessment to determine the measurement of the rehabilitation provision required for the future restoration of the mine sites acquired.</p> <p>Upon finalisation of the acquisition, the Group assumed the rehabilitation obligations in respect to the tenements and a \$229,450 bond for rehabilitation costs held by the Queensland’s Department of Environment and Science. The Queensland government has recently undergone the process of redesigning its rehabilitation requirements and implemented a new Estimated Rehabilitation Cost scheme. As a decision has yet to be made by the Department on the rehabilitation obligations, no reliable estimate can be made of the provision beyond the bond already paid. Therefore, a rehabilitation provision of \$229,450 has been recognised as at 30 June 2021.</p>	<p>Our audit procedures included:</p> <ul style="list-style-type: none"> <li>— Discussing the current status of the assessment by the Queensland Department of Environment and Science with management.</li> <li>— Evaluating and challenging management’s assessment as to whether the provision could be reliably measured.</li> <li>— We requested copies of the most recent correspondence between the Group and the Department of Environment and Science.</li> <li>— Assessing the adequacy of the Group’s disclosure in the annual financial report in respect of the rehabilitation provision.</li> </ul>

## Independent auditor's report to members (cont'd.)

CARRYING VALUE OF EXPLORATION COSTS CAPITALISED	
Area of focus Refer also to note 2(j), 2(s) & 13	How our audit addressed it
<p>The Group has incurred exploration costs in relation to the Group's exploration programs. There is a risk that the capitalisation of exploration and evaluation expenditure may exceed the value in use.</p> <p>Exploration and evaluation assets are assessed for impairment when facts and circumstances suggest that the carrying amount of an exploration and evaluation asset may exceed its recoverable amount.</p> <p>One or more of the following facts and circumstances indicate that an entity should test exploration and evaluation assets for impairment:</p> <ul style="list-style-type: none"> <li>— the period for which the entity has the right to explore in the specific area has expired during the period or will expire in the near future and is not expected to be renewed.</li> <li>— substantive expenditure on further exploration for and evaluation of mineral resources in the specific area is neither budgeted nor planned.</li> <li>— exploration for and evaluation of mineral resources in the specific area have not led to the discovery of commercially viable quantities of mineral resources and the entity has decided to discontinue such activities in the specific area.</li> <li>— sufficient data exist to indicate that, although a development in the specific area is likely to proceed, the carrying amount of the exploration and evaluation asset is unlikely to be recovered in full, from a successful development or by sale.</li> </ul>	<p>Our audit procedures included:</p> <ul style="list-style-type: none"> <li>— Assessing whether costs capitalised in the year met the group's accounting policy for capitalisation.</li> <li>— A review of the directors' assessment of the criteria for the capitalisation of exploration expenditure costs and evaluation as to whether there are any indicators of impairment of capitalised costs.</li> <li>— An assessment of viability of the tenements and whether there were any indicators of impairment of those costs capitalised in the current period.</li> <li>— An assessment of the adequacy of the Group's disclosures in respect of the transactions.</li> </ul>

## Independent auditor's report to members (cont'd.)

<p>This was a key matter because of the significance of the capitalised Exploration and evaluation assets at 30 June 2021.</p>	
--	--

<b>SHARE BASED PAYMENTS</b>	
<b>Area of focus</b> <b>Refer also to note 2(s) &amp; 16</b>	<b>How our audit addressed it</b>
<p>The Group has entered into share-based payment arrangements during the year. The options were issued to provide long term incentives for executives and consultants to deliver long term shareholder returns. Participation in the plan was at the board's discretion and no individual has a contractual right to participate in the plan or to receive any guaranteed benefits.</p> <p>This was a key audit matter because the arrangements required significant judgments and estimations by management, including the following:</p> <ul style="list-style-type: none"> <li>— The evaluation of the grant date of each arrangement, and the evaluation of the fair value of the underlying share price of the Company as at the grant date.</li> <li>— The evaluation of key inputs into the Black Scholes option pricing model, including the significant judgment of the forecast volatility of the share option over its exercise period.</li> <li>— The results of these share-based payment arrangements materially affect the disclosures.</li> </ul>	<p>Our audit procedures included:</p> <ul style="list-style-type: none"> <li>— Evaluating the grant dates based on the terms and conditions of the share-based payment arrangements.</li> <li>— Evaluating the fair values of share-based payment arrangements by understanding and documenting the assumptions used.</li> <li>— For the specific application of the Black Scholes model, we assessed the experience of Management in preparing these calculations. We retested some of the assumptions used in the model and recalculated those fair values using volatility applied in the model to be appropriately reasonable and within industry norms.</li> </ul> <p>We also reconciled the vesting of the share-based payment arrangements to disclosures made in both the key management personnel compensation note and the disclosures in the Remuneration Report.</p>

### Other Information

The directors are responsible for the other information. The other information comprises the information in the Group's annual report for the year ended 30 June 2021 but does not include the financial report and the auditor's report thereon.

## Independent auditor's report to members (cont'd.)

Our opinion on the financial report does not cover the other information and we do not express any form of assurance conclusion thereon.

In connection with our audit of the financial report, our responsibility is to read the other information and, in doing so, consider whether the other information is materially inconsistent with the financial report or our knowledge obtained in the audit or otherwise appears to be materially misstated.

If, based on the work we have performed, we conclude that there is a material misstatement of this other information, we are required to report that fact. We have nothing to report in this regard.

### **Responsibilities of the Directors for the Financial Report**

The directors of the Company are responsible for the preparation of the financial report that gives a true and fair view in accordance with Australian Accounting Standards and the *Corporations Act 2001* and for such internal control as the directors determine is necessary to enable the preparation of the financial report that gives a true and fair view and is free from material misstatement, whether due to fraud or error.

In preparing the financial report, the directors are responsible for assessing the ability of the Group to continue as a going concern, disclosing, as applicable, matters related to going concern and using the going concern basis of accounting unless the directors either intend to liquidate the Group or to cease operations, or has no realistic alternative but to do so.

### **Auditor's Responsibilities for the Audit of the Financial Report**

Our objectives are to obtain reasonable assurance about whether the financial report as a whole is free from material misstatement, whether due to fraud or error, and to issue an auditor's report that includes our opinion. Reasonable assurance is a high level of assurance but is not a guarantee that an audit conducted in accordance with the Australian Auditing Standards will always detect a material misstatement when it exists. Misstatements can arise from fraud or error and are considered material if, individually or in the aggregate, they could reasonably be expected to influence the economic decisions of users taken on the basis of this financial report.

A further description of our responsibilities for the audit of these financial statements is located at the Auditing and Assurance Standards Board website at:

[https://www.auasb.gov.au/admin/file/content102/c3/ar1\\_2020.pdf](https://www.auasb.gov.au/admin/file/content102/c3/ar1_2020.pdf)

This description forms part of our independent auditor's report.

## Independent auditor's report to members (cont'd.)

### Report on the Remuneration Report

#### Opinion on the Remuneration Report

We have audited the Remuneration Report included on pages 26 to 31 of the directors' report for the year ended 30 June 2021.

In our opinion, the Remuneration Report of Great Northern Minerals Limited, for the year ended 30 June 2021, complies with section 300A of the *Corporations Act 2001*.

#### Responsibilities

The directors of the Company are responsible for the preparation and presentation of the Remuneration Report in accordance with section 300A of the *Corporations Act 2001*. Our responsibility is to express an opinion on the Remuneration Report, based on our audit conducted in accordance with Australian Auditing Standards.

William Buck

**William Buck Audit (WA) Pty Ltd**

ABN 67 125 012 124

Amr Nathwani

**Amr Nathwani**

Director

Dated this 29<sup>th</sup> day of September 2021



# Great Northern Minerals Limited

## Additional Information for Public Listed Companies

For the Year Ended 30 June 2021

### ASX Additional Information

Additional information required by the ASX Limited Listing Rules and not disclosed elsewhere in this report is set out below. This information is effective as at 27 September 2021.

### Voting Rights

#### *Ordinary Shares*

On a show of hands, every member present at a meeting in person or by proxy shall have one vote and upon a poll each share shall have one vote.

#### *Options*

No voting rights.

### Distribution of Equity Security Holders

Holding Range	Total Holders	Number of Shares
1 - 1,000	56	11,807
1,001 - 5,000	213	820,693
5,001 - 10,000	273	2,199,044
10,001 - 100,000	1,114	53,488,685
100,001 Over	1,037	1,152,530,747
Total	<b>2,693</b>	<b>1,209,050,976</b>

### Unmarketable Parcel of Ordinary Shares

	Minimum Parcel Size	Holders	Units
Minimum \$500 parcel at \$0.01 per unit	55,556	1,276	25,240,590

# Great Northern Minerals Limited

## Additional Information for Public Listed Companies

For the Year Ended 30 June 2021

### Top 20 Largest Shareholders

Rank	Name	Units	% Units
1	JETOSEA PTY LTD	70,905,117	5.86
2	MR ERNST KOHLER	55,719,168	4.61
3	EQUITY TRUSTEES LIMITED <LOWELL RESOURCES FUND A/C>	33,157,895	2.74
4	MS NICOLE GALLIN + MR KYLE HAYNES <GH SUPER FUND A/C>	30,000,000	2.48
5	MR ALISTAIR WILLIAMS	25,497,024	2.11
6	BUSHWOOD NOMINEES PTY LTD	18,537,392	1.53
7	SUNSET CAPITAL MANAGEMENT PTY LTD <SUNSET SUPERFUND A/C>	16,597,628	1.37
8	PANDORA NOMINEES PTY LTD	13,565,384	1.12
9	MR POH SENG TAN	12,000,000	0.99
9	XCEL CAPITAL PTY LTD	12,000,000	0.99
11	STOJ INVEST PTY LIMITED	11,660,434	0.96
12	MR GRANT MORRIS	11,500,000	0.95
13	MR NATHAN ROGERS	10,149,995	0.84
14	DR STEPHEN BARTROP + MS KERRY WENDY CHISHOLM <FUND ON THE BEACH SF A/C>	10,000,000	0.83
15	ROOKHARP CAPITAL PTY LIMITED	9,751,368	0.81
16	MR DALE MAURICE RAYNES	9,461,320	0.78
17	WFC NOMINEES AUSTRALIA PTY LTD	8,142,858	0.67
18	DEVELOPMENT AND FINANCE PTY LTD	8,085,715	0.67
19	MCGEACHIE HOLDINGS PTY LTD	8,000,000	0.66
19	ROOKHARP CAPITAL PTY LIMITED	8,000,000	0.66
<b>Top holders of FULLY PAID ORDINARY SHARES (Total)</b>		<b>382,731,298</b>	<b>31.66</b>

### Securities exchange listing

The Company is listed on the Australian Securities Exchange under GNM ASX code.

The Company has listed options on the Australian Securities Exchange under GNMOA, GNMOB and GMOF.

### Address

The address of the registered office and principal place of business in Australia is Level 1, 33 Colin Street, West Perth WA 6005. Telephone (08) 6214 0148.

### Register of securities

Registers of securities are held at the following address:

Computershare Investor Services Pty Ltd

Level 11, 172 St Georges Terrace

Perth WA 6000

# Great Northern Minerals Limited

## Additional Information for Public Listed Companies

For the Year Ended 30 June 2021

### 20 Largest Option holders for 'GNMOA' Listed Options exercisable at \$0.18 on 15 December 2021

Rank	Name	Units	% Units
1	MR NICHOLAS DERMOTT MCDONALD	9,184,612	49.44
2	MR RALPH MANNO + MRS CHRISTINE ANNE D'AHREMBERG <ECDM INVESTMENTS A/C>	600,000	3.23
3	MR ANDREW DOWDESWELL <EXPLORATION RESOURCE SS A/C>	570,000	3.07
4	EXPANZ AGENCIES LIMITED	500,000	2.69
5	MS EMMA CATHERINE D'AHREMBERG-MANNO	326,923	1.76
6	KALCON INVESTMENTS PTY LTD	300,000	1.61
7	GOLDEN DAWN LIMITED	256,410	1.38
8	MRS CHRISTINA MARIE HIRRELL	247,435	1.33
9	ROTHERWOOD ENTERPRISES	200,000	1.08
10	CHELMSLEY PROPRIETARY LIMITED	166,666	0.90
10	QUID CAPITAL PTY LTD	166,666	0.90
10	MR DAVID JAMES WALL <THE RESERVE A/C>	166,666	0.90
13	BUSHWOOD NOMINEES PTY LTD	154,000	0.83
14	BARROSEVEN PTY LIMITED	150,000	0.81
15	T T NICHOLLS PTY LTD <SUPERANNUATION ACCOUNT>	130,000	0.70
16	MIRADOR CORPORATE PTY LTD	100,000	0.54
17	RED MOUNTAIN MINING LTD	96,000	0.52
18	ABN AMRO CLEARING SYDNEY NOMINEES PTY LTD <CUSTODIAN A/C>	76,923	0.41
18	MRS MARY BRODERICK & DR JOHN BRODERICK <JOHN C BRODERICK S/F A/C>	76,923	0.41
18	MR MARK LANGLEY BURCHNALL <BURCHNALL FAMILY A/C>	76,923	0.41
18	MR MATTHEW BURFORD	76,923	0.41
18	BURNAL PTY LTD	76,923	0.41
18	MR STACEY HUBERT CARTER	76,923	0.41
18	CRIVE PTY LTD	76,923	0.41
18	DANLAMB PTY LTD	76,923	0.41
18	MR JEFFREY ALLAN DUNN	76,923	0.41
18	FIRESTONE INVESTMENTS PTY LTD	76,923	0.41
18	FIRST INVESTMENT PARTNERS	76,923	0.41
18	MR GREGORY WALLACE FOX & MRS CHERYL ANN FOX <GCB GROUP SUPER FUND A/C>	76,923	0.41
18	G & P REDFEARN INVESTMENTS P/L <G & P REDFEARN S/F A/C>	76,923	0.41
18	MR ROGER CLIVE GILBEY &	76,923	0.41
18	GLM KOPPA PTY LTD <KOPPA FAMILY SUPER FUND A/C>	76,923	0.41
18	GRAZING PROPER PTY LTD <GRAZING PROPER S/F A/C>	76,923	0.41
18	MR DEREK HA	76,923	0.41
18	MR ALEXANDER JOHN HARRISON	76,923	0.41
18	HOWSER PTY LTD	76,923	0.41
18	HSBC CUSTODY NOMINEES (AUSTRALIA) LIMITED - A/C 2	76,923	0.41
18	MR WERNER KUFFER & MRS GLENYS ANNE KUFFER <KUFFER SUPER FUND A/C>	76,923	0.41
18	M & K KORKIDAS PTY LTD <M&K KORKIDAS P/L S/FUND A/C>	76,923	0.41
18	MR ROBERT MCDOWELL	76,923	0.41
18	MR TAMUKA NUNGIRAYI & MISS SARAH NUNGIRAYI <NUNGIRAYI SUPERFUND A/C>	76,923	0.41
18	P & N KALAMVOKIS INVESTMENTS PTY LTD <P&N KALAMVOKIS RET FUND A/C>	76,923	0.41
18	PANDORA NOMINEES PTY LTD	76,923	0.41
18	MS JOAN EVELYNE PEREIRA	76,923	0.41
18	MR ANTHONY ROBERT REECE &	76,923	0.41
18	MRS KATIE ELIZABETH REECE	76,923	0.41
18	STOJ INVEST PTY LTD <STOJ INVEST SUPER FUND A/C>	76,923	0.41
18	T T NICHOLLS PTY LTD <SUPERANNUATION ACCOUNT>	76,923	0.41

# Great Northern Minerals Limited

## Additional Information for Public Listed Companies

For the Year Ended 30 June 2021

18	MR IAN THOMPSON & MR PETER RANDAL THOMPSON <THOMPSON FAMILY S/F A/C>	76,923	0.41
18	MR MARK ANDREW TKOCZ	76,923	0.41
18	TOWNACE HOLDINGS PTY LTD	76,923	0.41
18	TREGEARE PTY LTD	76,923	0.41
18	MS ROSILYN MAY WATSON	76,923	0.41
18	WESTWIZE ENTERPRISES PTY LTD <KERR WILSON S/F A/C>	76,923	0.41
18	MR YING KIT WONG &	76,923	0.41
18	MR THEAM HUAH YEOH	76,923	0.41
18	MS YAFEN ZHU	76,923	0.41
<b>Totals: Top 57 holders of LIST OPT EXP 15/12/21 @\$0.18 (Total)</b>		<b>16,392,298</b>	<b>88.23</b>

# Great Northern Minerals Limited

## Additional Information for Public Listed Companies

For the Year Ended 30 June 2021

### 20 Largest Option holders for 'GNMOB' Listed Options exercisable at \$0.022 on 1 July 2023

Rank	Name	Units	% Units
1	JETOSEA PTY LTD	36,516,683	8.62
2	MS NICOLE GALLIN + MR KYLE HAYNES <GH SUPER FUND A/C>	25,000,000	5.90
3	EQUITY TRUSTEES LIMITED <LOWELL RESOURCES FUND A/C>	20,000,000	4.72
4	KALCON INVESTMENTS PTY LTD	16,750,000	3.95
5	MS CHUNYAN NIU	12,420,406	2.93
6	STOJ INVEST PTY LIMITED	12,000,000	2.83
7	SUNSET CAPITAL MANAGEMENT PTY LTD <SUNSET SUPERFUND A/C>	11,000,000	2.60
8	MAVERICK EXPLORATION PTY LTD	8,505,719	2.01
9	MR ERNST KOHLER	8,499,131	2.01
10	MR DALE MAURICE RAYNES	8,091,320	1.91
11	MR DANIEL AARON HYLTON TUCKETT	8,077,936	1.91
12	ROOKHARP CAPITAL PTY LIMITED	8,000,000	1.89
13	MR ALFREDO VARELA	6,000,000	1.42
14	GALLIN CONSULTING PTY LTD	5,749,000	1.36
15	PROPAGATION PTY LTD <INVES A/C>	5,500,000	1.30
16	ANNA CARINA PTY LTD <ANNA CARINA FAMILY A/C>	5,491,295	1.30
17	SOCIAL INVESTMENTS PTY LTD	5,000,000	1.18
17	YUNKI PTY LIMITED <THE GRAY SUPERFUND A/C>	5,000,000	1.18
19	MR MALCOLM WILLIAM GREEN	4,571,429	1.08
20	MR MARTIN MUSIC	4,370,991	1.03
<b>Totals: Top 20 holders of LISTED OPTIONS EXPIRING 01/07/2023 @ \$0.022 (Total)</b>		<b>216,543,940</b>	<b>51.11</b>

# Great Northern Minerals Limited

## Additional Information for Public Listed Companies

For the Year Ended 30 June 2021

### 20 Largest Option holders for 'GNMOF' Listed Options exercisable at \$0.01 on 1 November 2022

Rank	Name	Units	% Units
1	JETOSEA PTY LTD	35,028,441	14.69
2	MS CHUNYAN NIU	14,449,450	6.06
3	ZAMAN PERAK PTY LTD <ANDREW FLEISCHER S/F A/C>	12,250,000	5.14
4	KALCON INVESTMENTS PTY LTD	10,000,000	4.19
4	MR RONALD MEHMET	10,000,000	4.19
4	MR ALFREDO VARELA	10,000,000	4.19
7	MR SIMON FRANZ COHN	7,000,000	2.93
8	MR ALISTAIR WILLIAMS	6,833,333	2.86
9	MR MARTIN CHRISTOPHER ANGEL + MRS LAURA MARIE ANGEL <ANGEL FAMILY ACCOUNT>	6,500,000	2.73
10	CALE CONSULTING PTY LTD <THE MCLEAN TYNDALL FAMILY AC>	6,000,000	2.52
10	COXSROCKS PTY LTD	6,000,000	2.52
10	KIM ROBINSON	6,000,000	2.52
13	FINCLEAR SERVICES NOMINEES PTY LIMITED <ACCUM A/C>	5,583,334	2.34
14	MR SCOTT GREGORY RAE + MRS FIONA MARIA RAE	5,027,301	2.11
15	MR JAMES WILLIAM BUCKLEY	5,000,000	2.10
15	MAC3 PTY LTD <BARNETT MCLEOD FAMILY A/C>	5,000,000	2.10
15	MR WILLIAM MARK PALMER + MRS PATRICIA DAWN GREGORY <PALMER S/F A/C>	5,000,000	2.10
18	GOFFACAN PTY LTD <KMM FAMILY A/C>	4,652,600	1.95
19	MR MARTIN MUSIC	4,277,121	1.79
20	MR JASON ERIC CARTMELL	4,000,000	1.68
<b>Totals: Top 25 holders of LISTED OPTIONS EXPIRING 01/11/2022 @ \$0.01 (Total)</b>		<b>168,601,580</b>	<b>70.68</b>

### Option Equity Securities as at 27 September 2021

Total options on issue 747,547,822

Total listed options on issue 680,760,580

Total unlisted options on issue 66,787,242

# Great Northern Minerals Limited

## Interest in Mining Tenements

For the Year Ended 30 June 2020

## Interest in Exploration Tenements

Region	Project	Tenement	Interest Held
Queensland	Golden Ant – Big Rush	EPM27522	100%
Queensland	Golden Ant – Big Rush	EPM27283	100%
Queensland	Golden Ant – Big Rush	ML10168	100%
Queensland	Golden Ant – Big Rush	ML10175	100%
Queensland	Golden Ant – Big Rush	ML10192	100%
Queensland	Golden Ant – Golden Cup	ML4536	100%
Queensland	Golden Ant – Camel Creek	ML4522	100%
Queensland	Golden Ant – Camel Creek	ML4523	100%
Queensland	Golden Ant – Camel Creek	ML4524	100%
Queensland	Golden Ant – Camel Creek	ML4525	100%
Queensland	Golden Ant – Camel Creek	ML4534	100%
Queensland	Golden Ant – Camel Creek	ML4540	100%
Queensland	Golden Ant – Camel Creek	ML6952	100%
Guyana	Turesi PGGGS	Guyana – Turesi	100%
Queensland	Camel Creek**	EPM26637	*Application Only

\*\* Joint venture with NorthX Pty Ltd (refer to ASX announcement dated 1 April 2020).