

UEX CORPORATION

Management's Discussion and Analysis

For the Year Ended

December 31, 2017



TSX: UEX

Energetically Growing by Discovery, Innovation and Acquisition

www.ux-corporation.com



Message to Shareholders

For UEX shareholders, 2017 was a very busy year. While UEX share prices rose 44% during the year, there were certainly several ups and downs along the way.

Early in the year our first hole of the winter exploration program at Christie Lake encountered high-grade uranium mineralization that became part of the new high-grade Ōrora Deposit discovery. Drilling over the remainder of the year defined continuous unconformity-style uranium mineralization over a strike length of 150 m that remains open for expansion along strike in both directions. In December, we announced that UEX had vested a 45% interest in the Christie Lake Project and remained on track to earn our 70% interest. UEX is currently engaged in a winter drilling program that will be testing the Yalowega Trend northeast of the Ōrora Deposit and for strike extensions to the Orora Deposit itself.

While uranium prices started 2017 on a sharp upswing, moving from US\$20.25/lb at the beginning of the year and peaking at US\$26.50/lb in mid-February, stubbornly low uranium prices returned by spring. Uranium investors retreated from the sector impacting the share prices of all uranium companies and UEX was no exception.

The prolonged and stubbornly low uranium prices have finally begun to impact uranium suppliers. It was not surprising that in 2017 higher cost producers curtailed production, electing to fill their uranium sales contract with purchases of cheap uranium from the spot market. Kazatomprom announced significant production cutbacks in Kazakhstan. However, it was Cameco's announcement of the suspension of production at McArthur River that has shown the market that even the lowest cost producers cannot survive today's uranium price environment.

Suppliers have drawn their line in the sand and have told utilities that they are not willing to sign future sales contracts or make investments to increase or maintain primary uranium supply without significant increase in uranium price. Every single uranium producer in the world cannot continue to indefinitely produce uranium to supply a growing market at a loss forever. Blessed with a substantial uranium resource base due to our ownership in 10 uranium deposits in the low-cost Athabasca Basin, UEX shareholders are well positioned to take advantage of the inevitable rise in uranium prices.

In addition to benefiting from our uranium resource base, UEX shareholders have the opportunity to capitalize on the rapidly growing push towards electric vehicles ("EV") that in turn is powering the skyrocketing demand for battery chemicals, particularly cobalt. In the past eighteen months, cobalt prices have tripled due to the lack of readily available, secure, stable and ethically-sourced cobalt needed to fabricate the batteries to power EVs. Currently, 98% of all cobalt is derived as a by-product of either nickel or copper production, and 65% of that cobalt is sourced from the DRC. To power the EV revolution, the world desperately needs cobalt production from operations whose primary focus and economic drivers are geared towards the extraction of cobalt.

In 2002, UEX discovered the West Bear Cobalt-Nickel Prospect while exploring along strike of the West Bear Uranium Deposit. In 2004 and 2005, UEX drilled thirteen holes that defined continuous high-grade cobalt-nickel mineralization over a 175 m x 75 m area. The Prospect was put on the shelf in 2006 after cobalt prices peaked in 2005.

The rapid appreciation of cobalt prices in 2017 prompted UEX to re-evaluate the potential of the West Bear Cobalt-Nickel Prospect. In November, the Company began the process determining how the Prospect could best enhance shareholder value. In January, UEX announced plans to spin-out the West Bear Cobalt-Nickel Prospect through our newly formed 100%-owned subsidiary CoEX Metals Corporation.



UEX believes that the West Bear Cobalt-Nickel Prospect compares very favorably to the current crop of global cobalt deposits. It is high-grade, open-pit amenable, open for expansion in all directions, surrounded by excellent infrastructure and is located in the world's number two mining investment jurisdiction, Saskatchewan. Our exploration team has a unique set of skills and understanding of these Athabasca-type cobalt-nickel deposits, which provides UEX a substantial competitive advantage.

We believe that West Bear Cobalt -Nickel Prospect has the potential to be a key source of stable, secure, ethically-sourced cobalt, where production is keyed to the dynamics of the cobalt market and not as a fortunate by-product of the production of other commodities.

Currently, UEX has embarked on a \$1.5 million, 30 to 40 hole drill program with the objective of growing the high-grade West Bear Cobalt-Nickel Project in advance of the possible spin-out of CoEX Metals. I am eagerly looking forward to reporting the drilling results at West Bear to shareholders in the coming weeks.

With high investor interest in the fledgling cobalt sector, our West Bear Cobalt-Nickel Prospect will likely be driving UEX shareholder value over the next few months. Long-term, the Company's uranium resource holdings and high-quality uranium exploration portfolio should provide shareholders with excellent exposure to what should be the inevitable rise in uranium prices.

Roger Lemaitre
President & CEO

UEX CORPORATION

Management's Discussion and Analysis

For the year ended December 31, 2017 and 2016

(Expressed in Canadian dollars, unless otherwise noted)



This Management's Discussion and Analysis ("MD&A") of UEX Corporation ("UEX" or the "Company") for the year ended December 31, 2017 is intended to provide a detailed analysis of the Company's business and compares its financial results with those of previous periods. This MD&A is dated March 19, 2017 and should be read in conjunction with the Company's audited annual consolidated financial statements and related notes for the years ended December 31, 2017 and 2016. The audited annual consolidated financial statements are prepared in accordance with International Financial Reporting Standards ("IFRS"). Unless specified otherwise, all dollar amounts are in Canadian dollars.

Other disclosure documents of the Company, including its Annual Information Form, filed with the applicable securities regulatory authorities in Canada are available at www.sedar.com.

Table of Contents

| | |
|---|----|
| 1. Introduction | 2 |
| 2. Exploration and Evaluation Update | 6 |
| 3. Financial Update | 31 |
| 4. Risks and Uncertainties | 45 |
| 5. Disclosure Controls and Procedures | 50 |
| 6. Internal Controls over Financial Reporting | 51 |
| 7. Cautionary Statement Regarding Forward-Looking Information | 52 |

UEX CORPORATION

Management's Discussion and Analysis
For the year ended December 31, 2017 and 2016
(Expressed in Canadian dollars, unless otherwise noted)



1. Introduction

Overview

UEX's fundamental goal is to remain one of the leading global uranium and cobalt explorers and to advance our portfolio of Athabasca Basin uranium and cobalt deposits and discoveries through the development stage to the production stage. Since being listed on the Toronto Stock Exchange in 2002, UEX has pursued exploration on a diversified portfolio of prospective uranium projects in three areas within the Athabasca Basin in Saskatchewan, Canada. The Company is focusing its main efforts on four advanced projects, three in the eastern Athabasca Basin and one in the western Athabasca Basin. Eastern Athabasca Basin advanced uranium projects include the Horseshoe and Raven Project ("Horseshoe-Raven", formerly a part of the Hidden Bay Project) that hosts the Horseshoe and Raven Deposits and the 45% owned Christie Lake Project ("Christie Lake") that hosts the Paul Bay, Ken Pen, and Ōrora Deposits and for which the Company has entered into an Option Agreement to earn up to a 70% interest. The eastern Athabasca Basin advanced cobalt project is the 100%-owned West Bear Cobalt-Nickel Prospect ("West Bear", formerly part of the Hidden Bay Project), that hosts the West Bear Cobalt-Nickel Zone and the West Bear Uranium Deposit. The western Athabasca Basin advanced project is the 49.1% owned Shea Creek Project ("Shea Creek") that hosts the Kianna, Anne, Colette and 58B Deposits.



UEX is involved in sixteen uranium projects located in the Athabasca Basin, the world's richest uranium district, which in 2016 accounted for approximately 22.6% of global primary uranium production. The Company's uranium projects include:

- six that are 100% owned and operated by UEX (West Bear, Horseshoe-Raven, Hidden Bay, Laurie North, Riou Lake and Parry Lake),
- one project under option from JCU and operated by UEX (Christie Lake),

UEX CORPORATION

Management's Discussion and Analysis
 For the year ended December 31, 2017 and 2016
 (Expressed in Canadian dollars, unless otherwise noted)

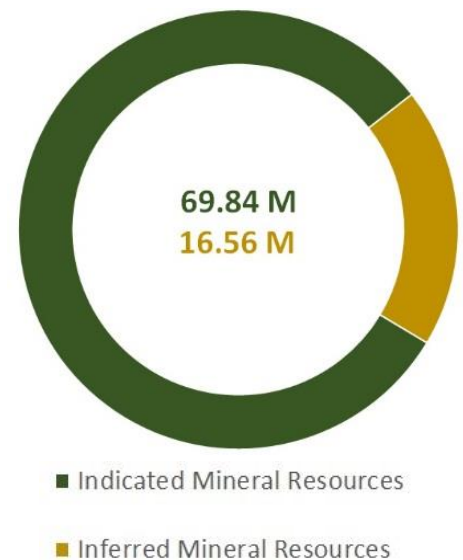
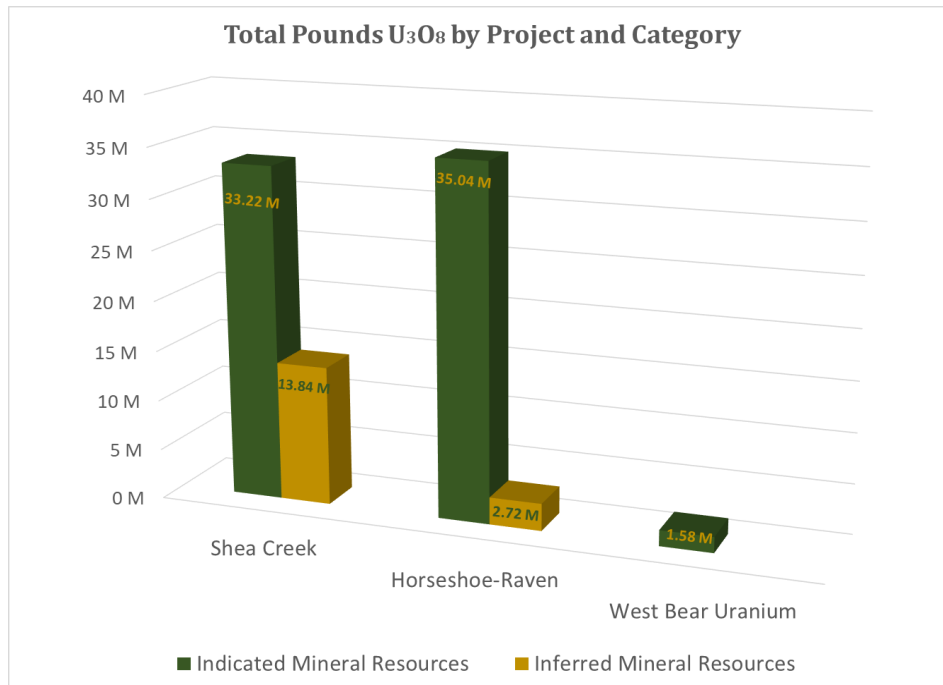


- one joint venture with Orano Canada Inc. (formerly AREVA Resources Canada Inc.) (“Orano”) that is under option to and operated by ALX Uranium (Black Lake),
- eight projects joint-ventured with and operated by Orano (Western Athabasca Joint Venture projects Shea Creek, Erica, Brander Lake, Alexandra, Nikita, Mirror River, Laurie and Uchrich),
- one project joint-ventured with Orano and JCU (Canada) Exploration Company Limited (“JCU”) that is operated by Orano (Beatty River).

Orano is part of the Orano group, one of the world’s largest nuclear service providers, and JCU is a private Japanese company with significant investments in several uranium projects in Canada.

UEX is involved in one cobalt-nickel exploration project located in the Athabasca Basin of northern Saskatchewan. The West Bear Project was formerly part of UEX’s Hidden Bay Project and contains the West Bear Cobalt-Nickel Prospect and the West Bear Uranium Deposit.

Since inception, UEX has been successful discovering and advancing uranium resources in the Athabasca Basin. The Company has three 100% owned uranium deposits in the eastern Athabasca Basin (Horseshoe, Raven and West Bear) and a 49.1% interest in four uranium deposits joint-ventured with Orano in the western Athabasca Basin. The following charts summarize UEX’s ownership share of these mineral resources.



UEX CORPORATION

Management's Discussion and Analysis
For the year ended December 31, 2017 and 2016
(Expressed in Canadian dollars, unless otherwise noted)



N.I. 43-101 Mineral Resource Estimates

| Deposit | Indicated Resources (at 0.30% U3O8 Cut-Off) | | | | Inferred Resources (at 0.30% U3O8 Cut-Off) | | | |
|------------------------------------|--|---|-------------------|--------------------|---|---|-------------------|--------------------|
| | Tonnes | Grade (wt% U ₃ O ₈) | U3O8 (lbs) | UEX Share (lbs) | Tonnes | Grade (wt% U ₃ O ₈) | U3O8 (lbs) | UEX Share (lbs) |
| Shea Creek (49.1% interest) | | | | | | | | |
| Kianna | 1,034,500 | 1.526 | 34,805,000 | 17,088,385 | 560,700 | 1.364 | 16,867,000 | 8,281,275 |
| Anne | 564,000 | 1.991 | 24,760,000 | 12,156,541 | 134,900 | 0.880 | 2,617,000 | 1,284,882 |
| Colette | 327,800 | 0.786 | 5,680,000 | 2,788,738 | 493,200 | 0.716 | 7,780,000 | 3,819,786 |
| 58B | 141,800 | 0.774 | 2,417,000 | 1,186,687 | 83,400 | 0.505 | 928,000 | 455,625 |
| Total - Shea Creek | 2,067,900 | 1.484 | 67,663,000 | 33,220,841 | 1,272,200 | 1.005 | 28,192,000 | 13,841,567 |

- (1) The mineral resource estimates follow the requirements of National Instrument 43-101 – Standards of Disclosure for Mineral Projects and classifications follow CIM definition standards.
- (2) The Shea Creek mineral resources were estimated at a cut-off of 0.30% U3O8, and are documented in the Shea Creek Technical Report with an effective date of May 31, 2013 which was filed on SEDAR at www.sedar.com on May 31, 2013
- (3) Certain amounts presented in the Shea Creek N.I. 43-101 report have been rounded for presentation purposes. This rounding may impact the footing of certain amounts included in the tables above.

| Deposit | Indicated Resources (at 0.05% U3O8 Cut-Off) | | | | Inferred Resources (at 0.05% U3O8 Cut-Off) | | | |
|--|--|---|-------------------|--------------------|---|---|------------------|--------------------|
| | Tonnes | Grade (wt% U ₃ O ₈) | U3O8 (lbs) | UEX Share (lbs) | Tonnes | Grade (wt% U ₃ O ₈) | U3O8 (lbs) | UEX Share (lbs) |
| Horseshoe-Raven (100% interest) | | | | | | | | |
| Horseshoe | 5,119,700 | 0.203 | 22,895,000 | 22,895,000 | 287,000 | 0.166 | 1,049,000 | 1,049,000 |
| Raven | 5,173,900 | 0.107 | 12,149,000 | 12,149,000 | 822,200 | 0.092 | 1,669,000 | 1,669,000 |
| Total - Horseshoe-Raven | 10,293,600 | 0.154 | 35,044,000 | 35,044,000 | 1,109,200 | 0.111 | 2,715,000 | 2,715,000 |
| West Bear (100% interest) | | | | | | | | |
| West Bear Uranium | 78,900 | 0.908 | 1,579,000 | 1,579,000 | - | - | - | - |

- (1) The mineral resource estimates follow the requirements of National Instrument 43-101 – Standards of Disclosure for Mineral Projects and classifications follow CIM definition standards.
- (2) The Horseshoe, Raven, and West Bear mineral resources were estimated at a cut off of 0.05% U3O8, and are documented in the "Preliminary Assessment Technical Report on the Horseshoe and Raven Deposits, Hidden Bay Project, Saskatchewan, Canada" (The Preliminary Assessment Technical Report, the "PA" or the Horseshoe-Raven Report") with an effective date of February 15, 2011 which was filed on SEDAR at www.sedar.com on February 23, 2011.
- (3) Certain amounts presented in the Hidden Bay N.I. 43-101 report have been rounded for presentation purposes. This rounding may impact the footing of certain amounts included in the tables above.

Mineral resources that are not mineral reserves do not have demonstrated economic viability. Further information on each of these deposits and the mineral resource estimates presented above is available under the Western Athabasca Projects – Shea Creek, Horseshoe-Raven and West Bear sections of this MD&A.

Non-Compliant Resources

The Company holds a 45% direct interest in the Paul Bay, Ken Pen and Ōrora Uranium Deposits, located on the Christie Lake Project. UEX can increase our ownership interest to a maximum 70% in the Christie Lake Project through our option agreement with JCU. The ultimate size of the Paul Bay, Ken Pen and Ōrora Deposits has not been fully defined.

The Paul Bay and Ken Pen Deposits are estimated to host a combined 20.87 million pounds of U₃O₈ at an average grade of 3.22% U₃O₈. (This is a historic resource estimation which does not use resource classifications consistent with N.I. 43-101. The historical resource estimate was presented in an internal report titled "Christie

UEX CORPORATION

Management's Discussion and Analysis

For the year ended December 31, 2017 and 2016

(Expressed in Canadian dollars, unless otherwise noted)



Lake Project, Geological Resource Estimate” completed by PNC Tono Geoscience Center, Resource Analysis Group, dated September 12, 1997. The historical resource was calculated using a 3-D block model using block sizes of 2 m by 2 m by 2 m, and block grades interpolated using the inverse distance squared method over a circular search radius of 25 m and 1 m height. Specific gravities for each deposit were averaged from specific gravity measures of individual samples collected for assay. UEX has completed additional infill drilling on the deposits during the option period to upgrade these historic resources to indicated and inferred. A qualified person has not yet done sufficient work to classify the historic estimate as current mineral resources or mineral reserves. UEX is not treating the historic estimate as current mineral reserves or mineral resources.)

Further information on these deposits and the geology of the Christie Lake Project is available under the *Christie Lake Project* section of this MD&A and is documented in the *Technical Report on the Christie Lake Project, Saskatchewan* with an effective date of December 31, 2016, which was filed on SEDAR at www.sedar.com on March 28, 2017.

Growth Strategy – UEX

- To extract value for UEX shareholders from our West Bear Cobalt-Nickel Prospect to take advantage of the rapid growth in the demand for cobalt due to the anticipated growth in electric vehicle manufacturing.
- To plan and execute the exploration and evaluation work required to delineate and develop economic uranium resources at Christie Lake, as part of our project earn-in.
- To continue the exploration and evaluation work required to delineate and develop economic uranium resources at Shea Creek.
- To advance the evaluation/development process at our 100%-owned Horseshoe and Raven uranium deposits to a production decision once uranium commodity prices have demonstrated a sustained recovery from current spot and long-term prices.
- To find new uranium deposits at the 100%-owned Hidden Bay Project and at the Western Athabasca Projects with our joint-venture partner Orano.
- To evaluate and make timely acquisitions of uranium and cobalt projects in favorable, low-cost jurisdictions.

UEX CORPORATION

Management's Discussion and Analysis
 For the year ended December 31, 2017 and 2016
 (Expressed in Canadian dollars, unless otherwise noted)



2. Exploration and Evaluation Update

The following is a general discussion of UEX's recent exploration and evaluation activities. For more detailed information regarding UEX's exploration projects, please refer to UEX's current Annual Information Form, available at www.sedar.com, or to UEX's website at www.ux-corporation.com.

Christie Lake Project

- Located in the eastern Athabasca Basin, 9 km northeast and along strike of the McArthur River Mine.
- In early 2017, the Ōrora Zone was discovered. In 2018 UEX will focus on determining the size of the Ōrora zone and testing similar geological features along strike to the northeast.
- Two historical uranium deposits, with historical non-compliant resource of 20.87 Mlbs at a grade of 3.22%*.
- UEX signed an Option Agreement January 2016 to earn up to a 70% interest, currently at a 45% interest.
- UEX signed a Joint Venture agreement on July 15, 2016, to take effect after the option is completed.

Historical Resource*

| Ore Body | Cut-Off Grade (% U ₃ O ₈) | Ore (t) | Resources (t U ₃ O ₈) | Resources (million lbs U ₃ O ₈) | Average Grade (% U ₃ O ₈) |
|------------------|--|----------------|--|--|--|
| Paul Bay Deposit | 0.3 | 231,298 | 7,078 | 15.60 | 3.06 |
| Ken Pen Deposit | 0.3 | 62,956 | 2,392 | 5.27 | 3.80 |
| Total | | 294,254 | 9,470 | 20.87 | 3.22 |

Source: Geological Resource Estimation Christie Lake Project Saskatchewan September 1997 by Resource Analysis/ Evaluation Group PNC Tono Geoscience Center Japan

* This is a historic resource estimation which does not use resource classifications consistent with N.I. 43-101. The historical resource estimate was presented in an internal report titled "Christie Lake Project, Geological Resource Estimate" completed by PNC Tono Geoscience Center, Resource Analysis Group, dated September 12, 1997. The historical resource was calculated using a 3-D block model using block sizes of 2 m by 2 m by 2 m, and block grades interpolated using the inverse distance squared method over a circular search radius of 25 m and 1 m height. Specific gravities for each deposit were averaged from specific gravity measures of individual samples collected for assay. UEX has completed additional infill drilling on the deposits during the option earn-in period to upgrade these historic resources to indicated and inferred resources. A qualified person has not yet done sufficient work to classify the historic estimate as current mineral resources or mineral reserves. UEX is not treating the historic estimate as current mineral reserves or mineral resources.

UEX CORPORATION

Management's Discussion and Analysis
For the year ended December 31, 2017 and 2016
(Expressed in Canadian dollars, unless otherwise noted)



| | Number of claims | Hectares | Acres | UEX Ownership % |
|---------------|------------------|----------|--------|-----------------|
| Christie Lake | 6 | 7,922 | 19,576 | 45.00 |

The Christie Lake Project is currently 55% owned by JCU (Canada) Exploration Company, Limited ("JCU") and 45% by UEX. The Company signed a Letter of Intent ("LOI") on October 26, 2015 to earn up to a 70% interest in the project by making cash payments of \$7.0 million and funding \$15.0 million in exploration work commitments over 5 years. As of the date of this document, UEX has made cash payments of \$5.0 million and spent approximately \$8.0 million on exploration. UEX current has earned a 45% interest in the Christie Lake Project and is on track to earn a 70% interest in the property.

On January 16, 2016, UEX signed the definitive Option Agreement with JCU under which UEX can earn its interest. UEX earned a 10% interest in the project by making a \$250,000 payment upon the signing of the LOI and making a \$1,750,000 payment on January 22, 2016. UEX increased its interest in the project to 30% by making a \$2,000,000 payment on December 22, 2016 and completing the required \$2,500,000 of work in 2016. UEX earned a 45% interest in the project on December 7, 2017 by making a cash payment of \$1,000,000 and completing the required \$2,500,000 of work as required in 2017 under the Option Agreement.

On July 15, 2016, UEX and JCU signed a Joint Venture Agreement that sets the terms and conditions that will govern all decisions related to the exploration, development and any future mining production from the Christie Lake Project as well as the relationship between the Joint Venture participants. Although signed, the Joint Venture Agreement will only take effect upon the completion of, or termination of, the Option Agreement.

UEX believes that the P2 Fault trend that hosts the McArthur River mine may continue onto the Christie Lake Project. UEX intends to convert the historical resource to a N.I. 43-101 resource by Q2 2018. Beyond the known mineralized zones, management believes that the full potential of this productive corridor has only begun to be understood and that it holds very good potential for the discovery of new uranium deposits and expansion of the historical resources. This belief has been bolstered by the discovery of the Ōrora Zone in January 2017, located 500 m northeast and along strike of the Ken Pen Deposit. Many kilometres of conductors exist on the southern half of the project which have never been drill tested and provide excellent greenfields exploration potential proximal to producing uranium mines.

Further information on the geology of the Christie Lake Project is documented in the *Technical Report on the Christie Lake Project, Saskatchewan* with an effective date of December 31, 2016, which was filed on SEDAR at www.sedar.com on March 28, 2017.

UEX CORPORATION

Management's Discussion and Analysis
For the year ended December 31, 2017 and 2016
(Expressed in Canadian dollars, unless otherwise noted)



Option Agreement – Vesting Schedule

On January 16, 2016, UEX and JCU signed the definitive Option Agreement for the Christie Lake Project. UEX can earn an incremental interest annually up to a maximum 70% cumulative interest in the property by completing the cash payment and exploration work milestones outlined below:

| Date | Cash Payment Required | Cash Payments Completed | Exploration Work Required | Exploration Work Completed ⁽¹⁾ | Interest Earned (%) | |
|--|-----------------------|-------------------------|---------------------------|---|---------------------|----------|
| Upon signing of the LOI | \$ 250,000 | \$ 250,000 | | | | ✓ |
| Before January 28, 2016 | 1,750,000 | 1,750,000 | | | 10 | ✓ |
| Before January 1, 2017 | 2,000,000 | 2,000,000 | \$ 2,500,000 | \$ 2,500,000 | 30 | ✓ |
| Before January 1, 2018 | 1,000,000 | 1,000,000 | 2,500,000 | 2,500,000 | 45 | ✓ |
| Before January 1, 2019 | 1,000,000 | | 5,000,000 | 2,962,022 | 60 | |
| Before January 1, 2020 | 1,000,000 | | 5,000,000 | | 70 | |
| Total | \$ 7,000,000 | | \$ 15,000,000 | | 70 | |
| Completed as of December 31, 2017 | | \$ 5,000,000 | | \$ 7,962,022 | 45 | ✓ |

(1) Cumulative exploration work completed does not include \$100,159 of share based compensation relating to the Christie Lake Project, which is not an eligible earn-in expenditure.

UEX can elect to proceed with or cease future cash payments and work commitments at any time and vest in the project according to this schedule.

2017 Exploration Program

In 2017, UEX commenced exploration on the 1.5 km long Yalowega Uranium Trend (the "Trend") along strike to the northeast of the Ken Pen Deposit. As the Trend is known to host mineralization along its entire length, UEX believes that both the basement-hosted uranium potential and the unconformity potential, where the lower breccia structure intersects the unconformity northwest of the Trend, are both vastly underexplored. Management continues to be very optimistic about the opportunities for additional discoveries along the Trend. In addition, UEX completed follow-up drilling at Paul Bay and Ken Pen to answer key questions related to the upcoming NI 43-101 resource report.

During the winter of 2017, UEX was able to complete an 18 hole - 8,171 m drilling program at a cost of approximately \$2.5 million. The summer program focused on expanding the Ōrora Zone to the southwest along strike and consisted of ten holes totaling 4,541 m.

In 2017, UEX has completed 28 drill holes totaling 12,712 m at a cost of approximately \$3.9 million.

Ōrora Zone Discovery

In late January 2017, UEX announced the discovery of high-grade uranium mineralization, which has been named the "Ōrora Zone", located approximately 500 m northeast and along strike of the Ken Pen Deposit. In February 2017, UEX announced that discovery hole CB-109 returned an assay interval of 22.81% U₃O₈ over 8.6 m, which is the best hole (as defined by grade x thickness) drilled to date on the Christie Lake Project.

UEX CORPORATION

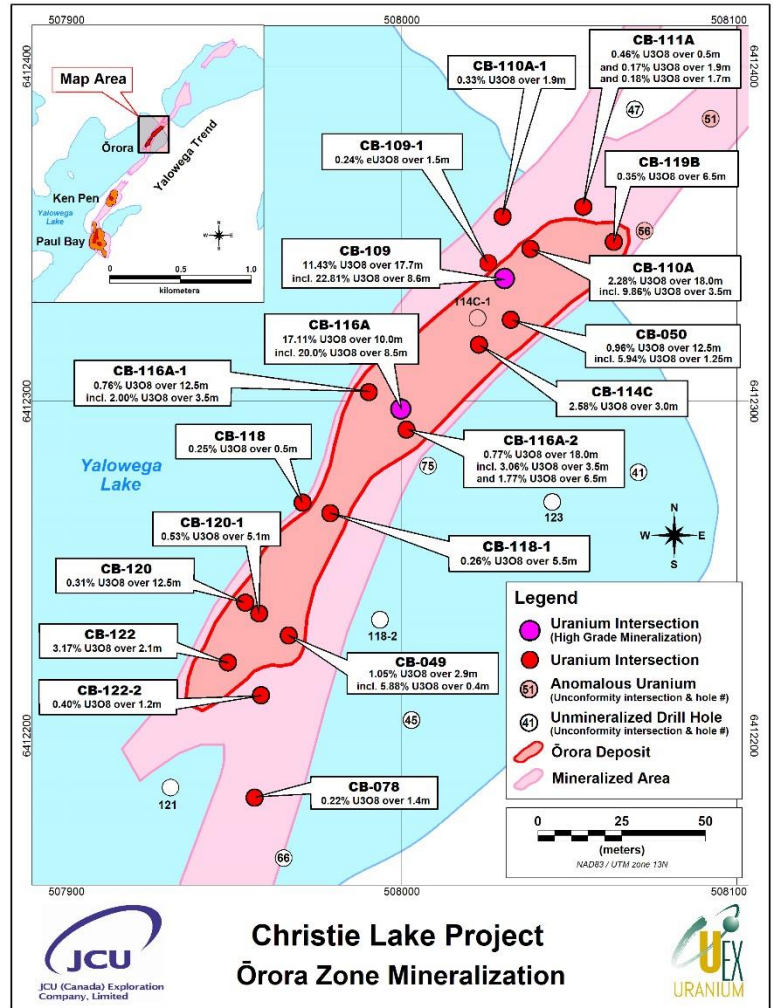
Management's Discussion and Analysis
 For the year ended December 31, 2017 and 2016
 (Expressed in Canadian dollars, unless otherwise noted)



The Ōrora Zone has a minimum strike length of 150 m and remains open for expansion along strike to the southwest and to the northeast.

Several of the holes following up CB-109 encountered very high grade uranium mineralization. Highlights from the assay results received from Ōrora Zone drill holes to date include:

- CB-109 which returned 11.43% U₃O₈ over 17.7 m, including a subinterval of 22.81% U₃O₈ over 8.6 m;
- CB-110A, drilled 20 m northeast and along strike returned 2.28% U₃O₈ over 18.0 m and included a subinterval of 9.86% U₃O₈ over 3.5 m;
- CB-114C which returned 2.58% U₃O₈ over 3.0 m;
- CB-116A which returned 17.11% U₃O₈ over 10.0 m, including 20.00% U₃O₈ over 8.5 m;
- CB-116A-1 that intersected 0.91% U₃O₈ over 12.5 m; including 2.90% U₃O₈ over 3.1 m; and
- CB 116A-2 which returned 1.77% U₃O₈ over 6.5 m; including 3.06% U₃O₈ over 3.5 m.



Paul Bay Deposit Drilling

Five holes were drilled to tighten the spacing between existing holes within the high grade subzone and to determine the size of the new lower high grade zone defined by hole CB-102, discovered at the conclusion of the 2016 drill program.

Hole CB-113 successfully confirmed the presence of the high grade subzone between holes CB-092 and CB-004, encountering 5.77% U₃O₈ over 7.6 m, including a subinterval of 8.48% U₃O₈ over 4.9 m.

Hole CB-112-1 filled a gap between CB-092 and CB-093 within the high grade subzone, intersecting 3.60% U₃O₈ over 1.8 m.

Holes CB-108A and CB-108-1 significantly expanded the size of the lower high grade zone defined by hole CB-102. CB-108A intersected 2.92% U₃O₈ over 6.7 m approximately 15 m southwest of CB-102. Located 28 m northeast of CB-102, hole CB-108A-1 encountered 2.42% U₃O₈ over 12.6 m, extending the strike length of the lower high grade zone to at least 43 m in an area of the Paul Bay Deposit previously believed to be comprised of exclusively low grade uranium mineralization.

UEX CORPORATION

Management's Discussion and Analysis
For the year ended December 31, 2017 and 2016
(Expressed in Canadian dollars, unless otherwise noted)



Ken Pen Deposit Drilling

Due to the success at Ōrora, UEX chose to complete only two holes in 2017 with the objective of expanding the Ken Pen Deposit.

Hole CB-107A-1 was drilled to test the unconformity up-dip of the mineralization encountered in hole CB-107 located at the southwestern margin of the Ken Pen Deposit and encountered a modest interval of weak uranium mineralization .

Hole CB-115 was drilled to test 25 m along strike of the CB-107 mineralization and encountered narrow intervals of low grade uranium mineralization.

Additional drilling will be required to define the ultimate limits of the Ken Pen Deposit along strike to the northeast and at depth to the southwest. This work is intended to be completed in future UEX drilling campaigns.

First NI 43-101 Resource for Christie Lake

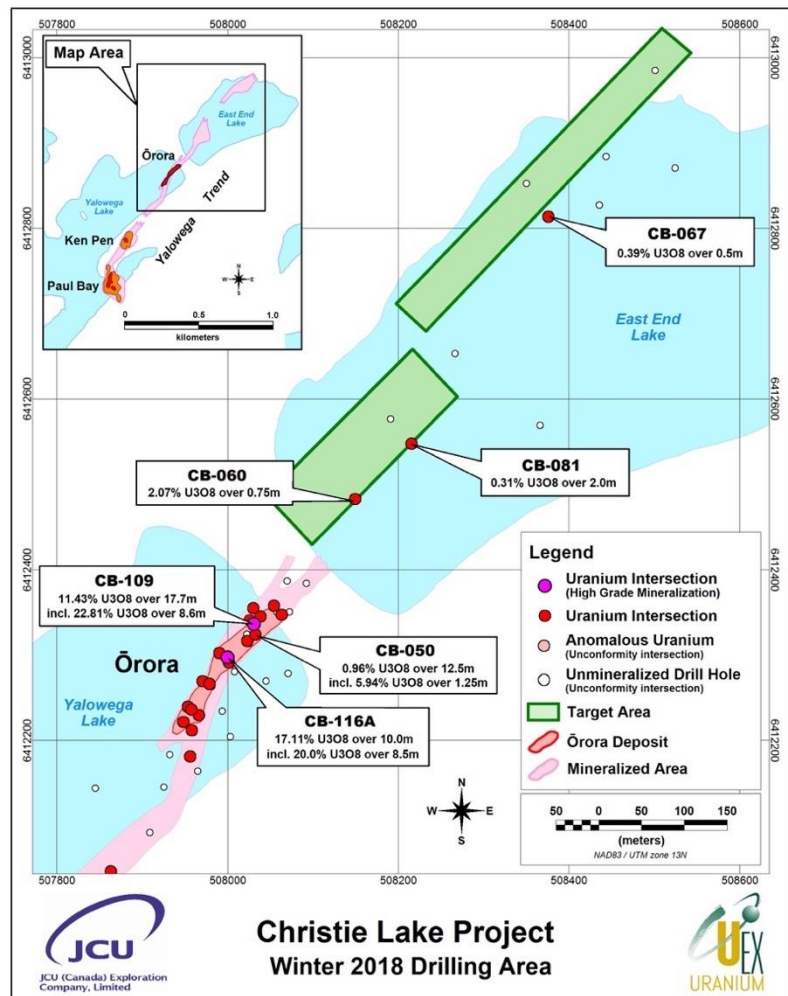
The Company has engaged a geological consulting firm to incorporate the historical results with the results of UEX's 2016 and 2017 programs. In September, a resource estimation geologist came to site to view mineralized drill core from all three deposits. The UEX exploration team and the consulting firm are working together and are on track to complete a maiden NI 43-101 compliant resource before the end of Q2-2018.

2018 Exploration Program

In late January 2018, UEX commenced a \$1.5 million drill program consisting of approximately 4,500 m of drilling in 9 holes. The program will focus on testing targets located along strike and northeast of the Ōrora Deposit.

The winter program will test unconformity targets northwest and up-dip of modest basement-hosted uranium mineralization drilled by the previous operator in the 1990s. Similar testing by UEX in 2017 led to the discovery of the Ōrora Deposit.

The winter program may test the immediate north-east and south-west strike extensions of the Ōrora Deposit. The extension drill testing program may be deferred until the summer program. Should the lake ice conditions on East End Lake remain favorable, drilling will continue to focus on testing the northeastern Yalowega Trend. Extension drilling at Ōrora can be performed during the summer from land.



UEX CORPORATION

Management's Discussion and Analysis
For the year ended December 31, 2017 and 2016
(Expressed in Canadian dollars, unless otherwise noted)



West Bear Cobalt-Nickel Prospect



- The West Bear Cobalt-Nickel Prospect was initially discovered by UEX in 2002
- The West Bear Cobalt-Nickel Prospect is located east of the West Bear Uranium Deposit but does not itself contain uranium.
- The shallowest Co-Ni deposit in Canada
- Open-pit amenable as cobalt is currently defined between 15-55 m depths and remains open in all directions
- The presence of cobalt at West Bear was not recognized or tested for by previous explorers

West Bear Cobalt-Nickel Prospect

- Very high-grade cobalt was encountered in thirteen holes drilled by UEX over a 175 m by 75 m area between 2002 and 2005.
- The known Co-Ni mineralization remains open for expansion in all directions
- Many historical holes have been drilled in the area but most do not intersect the structure that hosts the Co-Ni mineralization. On the rare occasion when a historical hole actually tested the structure, samples were often not analyzed for cobalt
- UEX has formed a wholly-owned subsidiary, CoEX Metals Corporation (“CoEx”), which has been tasked with the exploration and development of the West Bear Cobalt-Nickel Prospect.
- UEX is exploring options to enhance shareholder value by spinning out CoEX as a new company

West Bear Uranium Deposit

- Shallowest undeveloped uranium deposit in the Athabasca Basin
- Near existing Bear milling infrastructure and power lines
- Short distance from year-round all-weather access by commercial airport and via Provincial Highway 905

UEX CORPORATION

Management's Discussion and Analysis
For the year ended December 31, 2017 and 2016
(Expressed in Canadian dollars, unless otherwise noted)



Mineral Resource Estimates

For details of the West Bear Resource estimate for the West Bear Uranium Deposit, please see the next section, Mineral Resource Estimates, Horseshoe and Raven Project, as the uranium resources at the West Bear Uranium Deposit were estimated as part of the Horseshoe-Raven Report. There has not been a resource estimate completed on the West Bear Cobalt-Nickel Prospect at this time.

| | Number of claims | Hectares | Acres | UEX Ownership % |
|-----------|------------------|----------|--------|-----------------|
| West Bear | 20 | 6,378 | 15,760 | 100.00 |

The West Bear Co-Ni Prospect lands are 100% owned by UEX with the exception of Mineral Lease 5424 which is a joint venture between UEX (77.575%), Empresa Nacional Del Uranio S.A. (7.680%), Nordostschweizerische Kraftwerke A.G. (7.68%) and Encana (7.066%). West Bear was acquired from Cameco upon UEX's formation in 2001 as part of the Hidden Bay Project, which established Cameco's initial equity position in UEX.

UEX has elected to separate West Bear from the Hidden Bay Project due to its advanced stage of exploration and development compared to the remainder of the original project lands and due to the fact that future exploration focus will be on expanding cobalt-nickel resources instead of uranium resources. The West Bear Uranium Deposit is located on the West Bear Co-Ni Prospect lands and has uranium resources that have been subject to advanced studies including a Preliminary Feasibility Study (<https://uex-corporation.com/projects/west-bear/>).

Historical Work

Exploration activities on the West Bear Land prior to UEX were conducted by two groups, one being Gulf Minerals, and the other the Conwest Joint Venture. The ownership interests of both groups were eventually consolidated by Saskatchewan Mineral Development Corporation which was a predecessor of Cameco Corporation. Cameco's interest were passed onto UEX as part of UEX's formation in 2001.

In addition to the West Bear Co-Ni Prospect, the Property hosts one uranium deposit and several occurrences and showings including the West Bear Uranium Deposit ("WBU Deposit"), the Pebble Hill Uranium Occurrence, the Mitchel Lake Uranium Occurrences, and the Umpherville Uranium Occurrence. The WBU Deposit has been the subject of several NI-43-101 resource reports and a pre-feasibility study commissioned by UEX (<https://uex-corporation.com/projects/west-bear/>).

Exploration on different portions of the property commenced in the 1970's by several explorers including Gulf Minerals, Noranda, and the Conwest Exploration Joint Venture that continued through the 1980's and led to the discovery of the WBU Deposit and nearby uranium showings. Historical exploration efforts focused exclusively on discovering classic unconformity uranium deposits of the Cigar Lake-style, which meant that drill holes tested the intersection of graphitic pelites with the unconformity surface. Exploration drill holes rarely penetrated more than 15 m below the unconformity surface.

Upon acquisition of the West Bear Project, UEX completed significant exploration work between 2002 and 2009 that included the definition of the WBU Deposit and the discovery and only partial definition of the West Bear Cobalt-Nickel Prospect in thirteen drill holes. The grades and widths of the cobalt concentrations in these thirteen holes are shown in the table below. These grades and thicknesses compare favorably to the grades and intersection lengths reported from worldwide cobalt deposits.

UEX CORPORATION

Management's Discussion and Analysis
For the year ended December 31, 2017 and 2016
(Expressed in Canadian dollars, unless otherwise noted)



Composite Grades from 2002-2005 UEX Holes – West Bear Co-Ni Project

| Hole | Depth From (m) | Depth To (m) | Core Length (m) | Cobalt (wt% Co) | Nickel (wt% Ni) |
|------------------|----------------|--------------|-----------------|-----------------|-----------------|
| WBE-019 | 33.80 | 34.00 | 0.2 | 9.94 | 2.97 |
| | 44.00 | 45.00 | 1.0 | 0.39 | 1.49 |
| | 50.50 | 51.00 | 0.5 | 3.60 | 3.11 |
| WBE-027 | 43.75 | 44.87 | 1.1 | 0.21 | 0.26 |
| WBE-028 | 38.30 | 39.70 | 1.4 | 0.32 | 0.28 |
| WBE-029 | 56.60 | 57.90 | 1.3 | 0.85 | 1.38 |
| WBE-070 | 37.50 | 39.50 | 2.0 | 0.73 | 0.70 |
| | 42.30 | 48.80 | 0.5 | 2.09 | 2.71 |
| WBE-071 | 45.10 | 53.50 | 8.4 | 2.15 | 0.91 |
| WBE-072 | 52.50 | 56.30 | 3.8 | 1.05 | 1.15 |
| WBE-075 | 36.10 | 40.30 | 4.2 | 0.62 | .47 |
| WBE-077 | 32.40 | 41.20 | 8.8 | 0.57 | 0.19 |
| WBE-078 | 22.20 | 25.90 | 2.7 | 0.25 | 0.18 |
| | 36.60 | 50.90 | 14.3 | 0.79 | 0.60 |
| <i>including</i> | 43.90 | 49.20 | 5.3 | 1.58 | 0.83 |
| WBE-079 | 50.30 | 72.50 | 22.2 | 1.12 | 0.80 |
| WBE-080 | 67.50 | 75.30 | 8.1 | 0.24 | 0.30 |

The West Bear Co-Ni Prospect is located just east of the WBU Deposit within the intensely clay-altered West Bear Fault. Mineralization consists of disseminated cobaltite and nicoline predominately located at the base of the very strongly clay-altered West Bear Fault package that in turn is located at the bottom of the graphitic rock sequence. As currently defined, mineralization ranges from 15-55 m in vertical depth over a strike length of 175 m and remains open in all directions. Cobalt-nickel mineralization is also known to exist within the same clay-altered fault structure down-dip of the WBU Deposit. Wherever UEX has encountered cobalt mineralization, high nickel concentrations are most often present.

Despite the large number of historical holes drilled in the West Bear area, the vast majority of these holes failed to test the West Bear Fault structure below its intersection with the Athabasca Basin unconformity.

On the rare occasion when the West Bear Fault was intersected in historical holes below the unconformity, past explorers such as Gulf Minerals often failed to assay samples for cobalt. UEX has identified several areas in the vicinity of the West Bear Co-Ni Prospect and the WBU Deposit where very high concentrations of nickel are present that were not assayed for cobalt.

The WBU Deposit has been defined over a strike length of 530 m, ranges in width between 20 m and 70 m, ranges in thickness from 0.1 m to over 15 m and is located at vertical depths between 15 m to 35 m. The WBU Deposit is a classic cigar-shaped body similar to the Cigar Lake and McClean Lake deposits and is hosted at and above the intersection of faulted graphitic metapelites with the unconformity with the overlying Athabasca Group sandstone. For more details of the WBU Deposit including an estimate of the contained resources, please review the latest technical report filed on SEDAR and on our website accessible from this link: <https://uex-corporation.com/projects/west-bear/>

UEx CORPORATION

Management's Discussion and Analysis
For the year ended December 31, 2017 and 2016
(Expressed in Canadian dollars, unless otherwise noted)



2018 Exploration Program

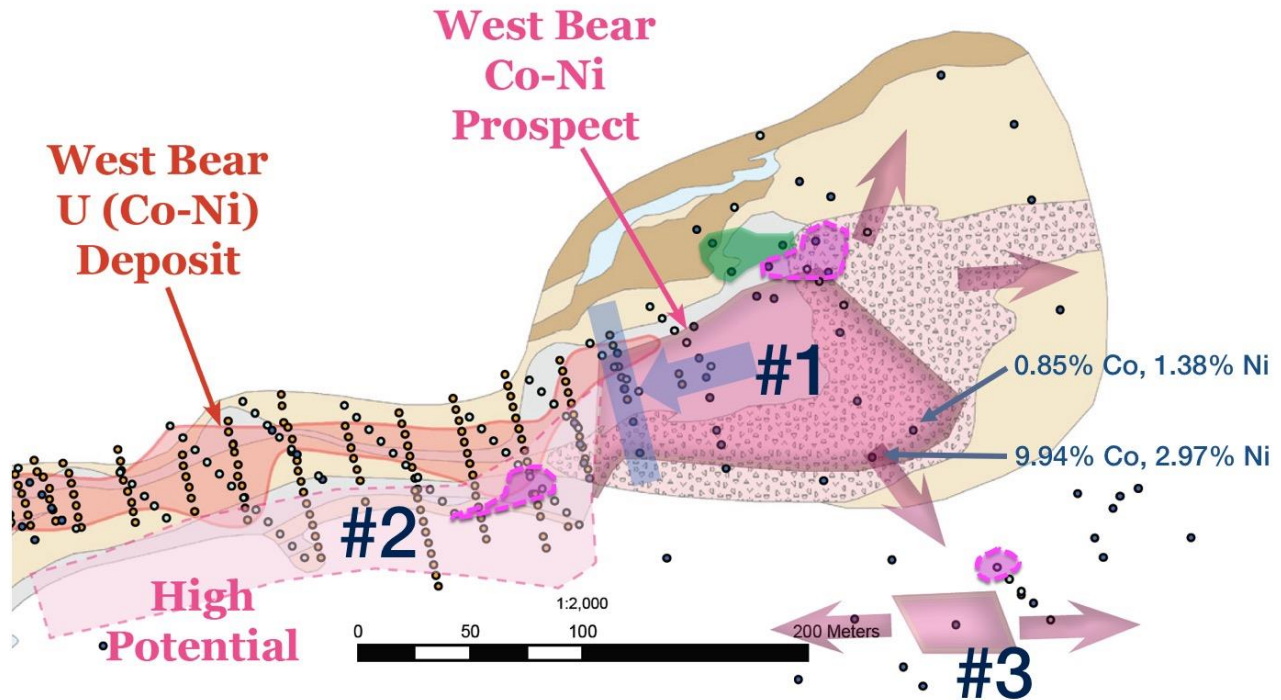
In late February 2018, UEX received all necessary exploration permits and commenced a \$1.5 million winter drilling program on the West Bear Co-Ni Prospect with the objective of growing the size of the known Co-Ni mineralized zone and following up other known intersections of Co-Ni discovered by UEX and previous explorers in the immediate area of the Prospect.

The program will consist of approximately 30-40 holes and will initially test the down-dip extension of the known mineralization. The winter drilling program is likely to conclude in mid-April.

Once the program is completed, UEX will work towards completing an NI-43-101-compliant technical report on the West Bear Cobalt-Nickel Prospect. Depending upon the results of this program, this report may include a maiden resource estimate.

On March 7, 2018, UEX entered into a purchase agreement with Denison Mines Corp. ("Denison") to acquire a single 890 ha claim which was incorporated into the West Bear Project. In consideration to acquire 100% interest in the property UEX made a cash payment of \$11,000 and granted a 1.5% net smelter return royalty to Denison which can be purchased anytime for a cash payment of \$950,000. This claim partially completes a gap within UEX's land claim holdings in the West Bear area.

Proposed 2018 Exploration Areas – West Bear Cobalt-Nickel Prospect

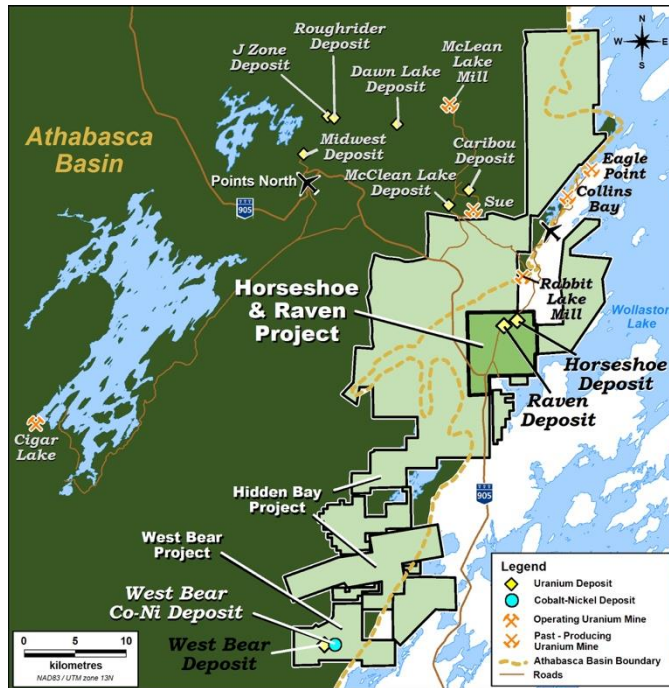


UEX CORPORATION

Management's Discussion and Analysis
 For the year ended December 31, 2017 and 2016
 (Expressed in Canadian dollars, unless otherwise noted)



Horseshoe and Raven Project



- Two known deposits: Horseshoe and Raven.
- Proximal to uranium mills, year-round access by road and air, electric transmission lines transect the property.
- Two of the shallowest deposits in the Athabasca Basin ranging from 50 – 450 m depth exclusively hosted in competent basement rocks with no sandstone cover and can be mined using conventional hard rock mining techniques.
- July 2016 metallurgical testing of Horseshoe and Raven Deposit mineralization indicates the deposits could be amenable to heap leaching extraction.
- In December 2016, UEX received the results of a positive scoping study determining the viability of a heap-leaching operation at Horseshoe and Raven

- Cameco's Rabbit Lake Mill (including Eagle Point), currently on care and maintenance, has produced over 203.3 million pounds of U₃O₈ to date ⁽¹⁾
- Orano's McLean Lake JEB Mill has produced close to 50 million pounds of U₃O₈ to date and is currently being used to process Cigar Lake ore ⁽²⁾

(1) Source: <https://www.cameco.com/businesses/uranium-operations/canada/rabbit-lake>
 (2) Source: <http://us.aveva.com/EN/home-984/aveva-resources-canada-mcclean-lake.html>

| | Number of claims | Hectares | Acres | UEX Ownership % |
|-------------------|------------------|----------|--------|-----------------|
| Horseshoe & Raven | 1 | 4,486 | 11,085 | 100.00 |

The Horseshoe and Raven Project ("Horseshoe-Raven") was acquired from Cameco upon UEX's formation in 2001 as part of the Hidden Bay Project, which established Cameco's initial equity position in UEX.

UEX has elected to separate Horseshoe-Raven from the Hidden Bay Project due to its advanced stage of exploration and development compared to the remainder of the original project lands. Horseshoe-Raven has significant uranium resources that have been subject to advanced studies including a Preliminary Assessment and a heap leach scoping study.

UEX CORPORATION

Management's Discussion and Analysis
For the year ended December 31, 2017 and 2016
(Expressed in Canadian dollars, unless otherwise noted)



Horseshoe and Raven Deposits

- In 2011, a positive PA was completed using a commodity price of US\$60/lb U₃O₈ – see discussion below
- Very shallow undeveloped uranium resource in the Athabasca Basin amenable to conventional mining techniques
- Located 4 km from Cameco's Rabbit Lake Mill and 22 km from Orano's McClean Lake Mill
- Existing power line supplying Rabbit Lake Mill crosses over the deposits
- Year-round all-weather access by commercial airport and via Provincial Highway 905
- In July 2016, preliminary metallurgical testing indicated that the two deposits may be amenable to heap leach processing.
- In December 2016, a scoping study of the Horseshoe and Raven Deposits that considered heap leach extraction was completed. The objective of the study was to determine whether heap leach processing was as economically viable as the conventional tank leach process considered in the 2011 PA. The results of the scoping study were positive and further investigation is warranted.

Mineral Resource Estimates

The current technical report, "Preliminary Assessment Technical Report on the Horseshoe and Raven Deposits, Hidden Bay Project, Saskatchewan, Canada" (the "Preliminary Assessment Technical Report", the "PA" or the "Horseshoe-Raven Report"), prepared by SRK Consulting (Canada) Inc. ("SRK Consulting") and G. Doerksen, P.Eng., L. Melis, P.Eng., M. Liskowich, P.Geo., B. Murphy, FSAIMM, K. Palmer, P.Geo. and Dino Pilotto, P.Eng., with an effective date of February 15, 2011 was filed on SEDAR at www.sedar.com on February 23, 2011. Details for the mineral resource estimates at a cut-off grade of 0.05% U₃O₈ as follows:

| Deposit | | Tonnes | Grade U ₃ O ₈ (%) | U ₃ O ₈ (lbs) | | Tonnes | Grade U ₃ O ₈ (%) | U ₃ O ₈ (lbs) |
|----------------------------|-----------|-------------------|--|--|----------|------------------|--|--|
| Horseshoe | Indicated | 5,119,700 | 0.203 | 22,895,000 | Inferred | 287,000 | 0.166 | 1,049,000 |
| Raven | | 5,173,900 | 0.107 | 12,149,000 | | 822,200 | 0.092 | 1,666,000 |
| West Bear ⁽¹⁾ | | 78,900 | 0.908 | 1,579,000 | | - | - | - |
| TOTAL⁽²⁾ | | 10,372,500 | 0.160 | 36,623,000 | | 1,109,200 | 0.111 | 2,715,000 |

⁽¹⁾ Mineral resource estimates for the West Bear Deposit are located on the Hidden Bay Project but are included in this table as they were estimated, evaluated, and included within the Horseshoe-Raven Report.

⁽²⁾ The mineral resource estimates follow the requirements of National Instrument 43-101 – Standards of Disclosure for Mineral Projects and classifications follow CIM definition standards.

The PA is preliminary in nature and includes inferred mineral resources that are considered too speculative geologically to have economic considerations applied to them that would enable them to be categorized as mineral reserves. There is no certainty that the preliminary economic assessment will be realized. Mineral resources that are not mineral reserves do not have demonstrated economic viability. The PA found the economics of mining the Horseshoe and Raven deposits to be positive and, based on a spot price of US\$60 per pound of U₃O₈, reported undiscounted earnings before interest and taxes ("EBIT") of \$246 million, a pre-tax net present value ("NPV") at a 5% discount rate of \$163 million and an internal rate of return ("IRR") of 42%.

Projects in the mining sector have experienced rising costs, including rising capital and operating costs, during the past few years. The price of uranium has declined since the date of the PA which could negatively impact the

UEX CORPORATION

Management's Discussion and Analysis
For the year ended December 31, 2017 and 2016
(Expressed in Canadian dollars, unless otherwise noted)



results of the PA. Projects in the mining sector have also experienced significant fluctuations in costs, which could impact EBIT, NPV and IRR which have been calculated based upon historical costs. Accordingly, readers should bear these factors in mind when reading the PA and should not place undue reliance on the PA.

- The PA recommended the Horseshoe and Raven deposits be advanced to a preliminary feasibility level.
- The PA for the Horseshoe and Raven Deposits (see discussion above) also recommended that the West Bear Deposit be advanced to a preliminary feasibility level along with the Horseshoe and Raven Deposits.

2016 Heap Leach Evaluation

In July 2016, UEX completed a metallurgical study of mineralization from the Raven and Horseshoe Deposits. The study was conducted at the SGS Lakefield Laboratories and consisted of a column leach test and bottle roll tests of uranium mineralized samples collected in the third quarter of 2015 from existing mineralized drill core from these deposits and from surplus material remaining from the 2011 testing completed in conjunction with the PA. A total of three columns tests were conducted: two columns were loaded with the newly collected material crushed to both 12.7 mm and 6.35 mm and one column was loaded with the 2011 test material crushed to 6.35 mm.

The column leach tests averaged 98% uranium recovery over a 60-day leaching period and for the newly collected material crushed to 12.7 mm 95% recovery was achieved after 28 days of testing. We believe that the results of the column leaching test program demonstrate that the Horseshoe and Raven Deposits are promising candidates for heap leach uranium processing.

Before proceeding with further metallurgical testing, UEX commissioned JDS Energy and Mining Inc. to undertake a scoping study incorporating heap leaching to determine whether a reduction of the operating and capital costs could be realized when compared to the Company's 2011 PA, which considered conventional toll-milling at the nearby Rabbit Lake uranium mill (see *Hidden Bay Project - Mineral Resource Estimates* section).

The Company received the scoping study results in the fourth quarter. Scoping studies do not meet NI 43-101 disclosure requirements.

The objective of the scoping study was to determine whether or not employing heap leach processing could be implemented that could produce uranium at the same or lower all-in cost of production on a per pound recovered basis outlined in the 2011 PA. The Company is pleased with the findings of the scoping study and will be contemplating the next steps of the development process, which could consist of a range of actions ranging from the undertaking of additional metallurgical testing in a laboratory environment up to and including field trials of the heap leaching process.

2017 and 2018 Activities

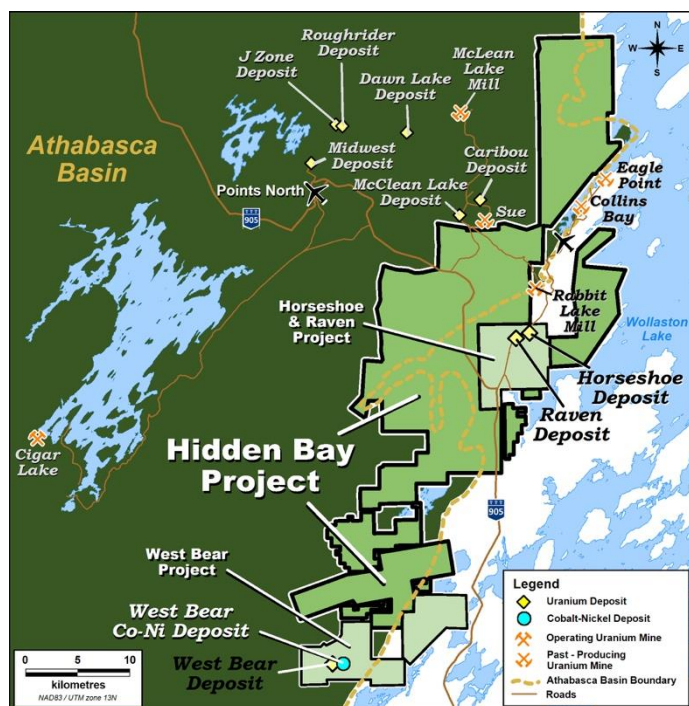
UEX did not conduct an exploration drilling program at Horseshoe-Raven in 2017.

UEX CORPORATION

Management's Discussion and Analysis
 For the year ended December 31, 2017 and 2016
 (Expressed in Canadian dollars, unless otherwise noted)



Hidden Bay Project



- Proximal to uranium mills, year-round access by road and air, electric transmission lines transect the property
- Competitive advantage due to extensive historic core library and large historic drilling database:
 - Have identified new targets for basement-hosted uranium mineralization
- Thirteen high-priority areas identified for additional exploration focusing on basement-hosted uranium deposits
- Over 380 km of conductor trends and 1,800 drill holes that barely tested basement structure where the new generation of Athabasca uranium deposits are located.
- Covered by 0 to 175 m of Athabasca Sandstone cover

- Cameco's Rabbit Lake Mill (including Eagle Point), currently on care and maintenance, has produced over 203.3 million pounds of U_3O_8 to date ⁽¹⁾
- Orano's McLean Lake JEB Mill has produced close to 50 million pounds of U_3O_8 to date and is currently being used to process Cigar Lake ore ⁽²⁾

(1) Source: <https://www.cameco.com/businesses/uranium-operations/canada/rabbit-lake>
 (2) Source: <http://us.ore.com/EN/home-984/areva-resources-canada-mcclean-lake.html>

| | Number of claims | Hectares | Acres | UEX Ownership % |
|------------|------------------|----------|---------|-----------------|
| Hidden Bay | 49 | 53,817 | 132,985 | 100.00 |

Hidden Bay, along with the Horseshoe and Raven Project and West Bear Project, was acquired from Cameco upon UEX's formation in 2001 establishing Cameco's initial equity position in UEX.

The Hidden Bay Project is comprised of the Tent-Seal, Telephone-Shamus, Rabbit West, Wolf Lake, Rhino, Dwyer-Mitchell and Umpherville target areas. The Hidden Bay Property originally included the Horseshoe-Raven Project and West Bear, which were separated from the Hidden Bay Project due to its more advanced stage of exploration and development and in the case of West Bear, the focus on cobalt as an exploration target. Acquisition costs for Horseshoe-Raven and West Bear Projects are included in the Hidden Bay Project and evaluated as a group given their proximity to each other and the ability to spread assessment credits.

UEX CORPORATION

Management's Discussion and Analysis
For the year ended December 31, 2017 and 2016
(Expressed in Canadian dollars, unless otherwise noted)



In July 2017, three non-core Hidden Bay claims were allowed to expire. These claims were staked to expand the property in 2015, but no exploration work was completed on these claims prior to their expiry. UEX is currently disputing the termination of these claims with the Saskatchewan government.

In December 2017, UEX acquired 14 claims totaling 5,782 hectares via staking. The majority of these claims were staked between the Dwyer Lake and Wolf Lake target areas, closing the gap between the north and south claim blocks. Claims were also acquired for staking in the Hidden Bay Landing area to cover the extension of a known electromagnetic conductor trend.

In December 2017, 19 claims totaling 5,488 hectares were removed from the Hidden Bay Project lands and used to form the West Bear Project, which hosts both the West Bear Co-Ni Prospect and the WBU Deposit.

Basement Targeting at Hidden Bay

Work completed between 2015 and 2016 has confirmed that previous operators on the Hidden Bay Project focused primarily on testing unconformity targets with little effort expended on testing basement targets at depths below the unconformity where the Millennium, Gryphon and Roughrider basement-hosted deposits were found. In the western half of the Hidden Bay property where Athabasca sandstone cover is present, less than 25% of the historical drilling extended deep enough below the unconformity to test for basement uranium mineralization potential.

UEX's existing unconformity-focused exploration database confers a substantial competitive advantage, as it can be used to generate high-quality basement targets with limited capital outlay. Substantial investment in geophysics, prospecting and drilling would be required to obtain a fraction of the information that UEX already possesses and is using to vector toward basement-hosted deposits.

2017 Activities

Exploration

UEX did not conduct a drilling or geophysical exploration program for the Hidden Bay Project in 2017. While UEX believes that the Hidden Bay Basement Targeting Program is one of the premier uranium exploration projects in the world today, due to the challenging conditions impacting the global resource industry, the Company focused the majority of its financial resources on the Christie Lake Project in 2017.

During the first and second quarter of 2017, detailed evaluation of the Dwyer Lake and Wolf Lake areas as well as the remaining eleven basement targeting areas on the Project was undertaken. Drill core re-logging of some of the higher priority target areas identified in the first half of 2017 was completed in September and as a result, a new high-priority area was identified along the West Rabbit Lake Fault and the south Wolf Lake area. The objective of the re-logging programs was to prioritize targets and develop an exploration proposal on the property for 2018.

The 2015 Hidden Bay Assessment Report was filed with the Government of Saskatchewan in July 2017.

2018 Exploration Program

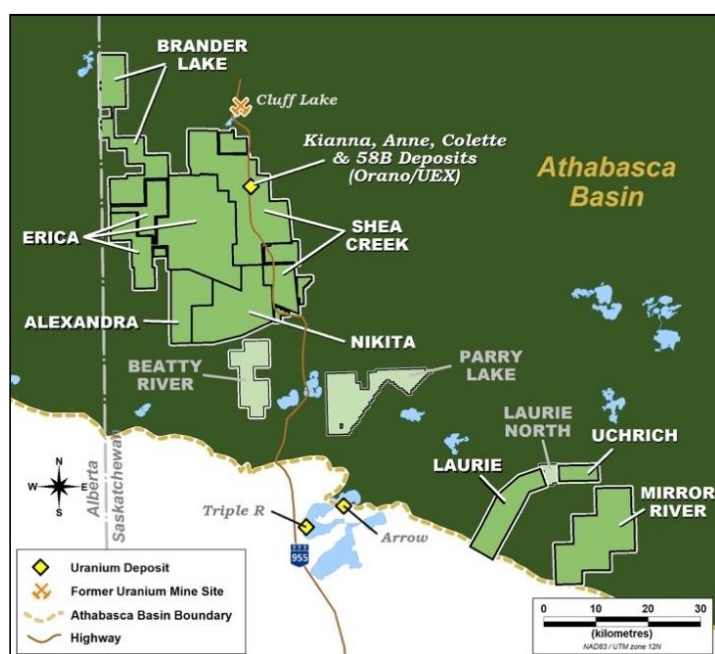
UEX is not planning to conduct a drilling or geophysical exploration program for the Hidden Bay Project in 2018. While UEX believes that the Hidden Bay Basement Targeting Program is one of the premier uranium exploration projects in the world today, due to the challenging conditions impacting the global uranium industry, the Company focused the majority of its financial resources on the Christie Lake Uranium Project and on exploration of the West Bear Cobalt-Nickel Prospect (formerly part of the Hidden Bay Project) in 2018.

UEX CORPORATION

Management's Discussion and Analysis
 For the year ended December 31, 2017 and 2016
 (Expressed in Canadian dollars, unless otherwise noted)



Western Athabasca Projects (“WAJV”) – Overview



- Eight separate joint ventures:
 - UEX 49.1%, Orano 50.9% on four of the joint ventures including Shea Creek.
- Flagship project: Shea Creek Project
 - Four deposits: Kianna, Anne, Colette & 58B.
- 2018 exploration budget of \$2.8 million
 - UEX has elected to dilute its interests in the early stage Alexandra and Nikita Projects in 2018.
- Orano’s former Cluff Lake Mine produced over 62 million pounds of U₃O₈ during its successful 22 years of operation*

* Source: <http://www.saskmining.ca/commodity-info/Commodities/38/uranium.html>

| Western Athabasca Projects | Number of claims | Hectares | Acres | Project Operator | UEX Ownership % | Orano Ownership % |
|----------------------------|------------------|----------------|----------------|------------------|-----------------|-------------------|
| Alexandra | 3 | 8,010 | 19,793 | Orano | 49.0975 | 50.9025 |
| Brander Lake | 9 | 13,993 | 34,577 | Orano | 49.0975 | 50.9025 |
| Erica | 20 | 36,992 | 91,409 | Orano | 49.0975 | 50.9025 |
| Laurie | 4 | 8,778 | 21,691 | Orano | 32.9876 | 67.0124 |
| Mirror River | 5 | 17,400 | 42,996 | Orano | 32.3354 | 67.6646 |
| Nikita | 6 | 15,131 | 37,390 | Orano | 42.0413 | 57.9587 |
| Shea Creek | 18 | 32,962 | 81,451 | Orano | 49.0975 | 50.9025 |
| Uchrich | 1 | 2,263 | 5,592 | Orano | 30.4799 | 69.5201 |
| Total | 66 | 135,529 | 334,899 | | | |

In 2004, UEX entered into an agreement with Cogema (predecessor of AREVA, in turn predecessor to Orano) to fund \$30 million of exploration costs in exchange for a 49% interest in the Western Athabasca Projects, which included Shea Creek. UEX successfully met its funding target and earned its 49% interest in 2007. The current approximate 49.1% ownership interest for four of the eight projects reflects additional amounts funded 100% by UEX under the WAJV 2013 Option Agreement dated April 4, 2013 (see discussion below).

UEX CORPORATION

Management's Discussion and Analysis
For the year ended December 31, 2017 and 2016
(Expressed in Canadian dollars, unless otherwise noted)



In February 2018, UEX received notification that our WAJV partner AREVA Resources Canada Inc. changed their name to Orano Canada Inc. (“Orano”).

UEX’s interest in the Mirror River Project was diluted to approximately 41.9% on December 31, 2016 as a result of UEX’s decision not to fund the Mirror River 2016 exploration program. UEX’s interest in the Laurie Project was diluted to approximately 42.1% on December 31, 2015 as a result of UEX’s decision not to fund the Laurie 2015 exploration program.

The 2017 WAJV exploration programs had a combined budget of \$3.6 million (Mirror River - \$1.3 million, Laurie - \$1.3 million, Uchrich - \$500,000 and Nikita - \$500,000) and were funded by Orano. UEX elected not to participate in the 2017 programs at all four projects. The Company decided it was in shareholders’ best interests to employ its exploration capital on the Christie Lake Project and not fund these four early grassroots exploration projects, especially since UEX disagreed with the technical approach proposed by the project operator on some of the proposed programs.

The decision not to fund our share of the proposed 2017 exploration programs did not have an impact on UEX’s ownership interest in the other WAJV projects, including the Company’s ownership of the existing uranium resources at the Shea Creek Project which remains at 49.0975%.

Orano has reported its 2017 expenditures on the Uchrich, Nikita, Laurie, and Mirror River projects in January 2018. However, UEX and Orano have not yet exchanged formal notification of the change in the ownership interests in the four projects as a result of the 2017 exploration programs. UEX is projecting based on Orano’s 2017 reported expenditures that the Company’s interest in these four projects as shown in the table above.

UEX’s ownership interest in the Shea Creek, Erica, Alexandra, and Brander Lake Projects remain at 49.0975% as of December 31, 2017.

WAJV 2013 Option Agreement

Pursuant to this agreement with Orano dated April 4, 2013, UEX has the option to increase its ownership interest in the Western Athabasca Projects, which includes Shea Creek, to 49.9% through the expenditure by UEX of an aggregate of up to \$18.0 million (the “Additional Expenditures”) by December 31, 2018. For further details on the terms of this agreement, please refer the most recent Annual Information Form, which is available at www.sedar.com.

Total expenditures of approximately \$2.0 million relating to this agreement were incurred in 2013 with exploration work completed in December 2013 and minimal costs were incurred in early 2014. This increased UEX’s ownership interest in the WAJV by approximately 0.1% to 49.1%.

Due to uranium market conditions, UEX did not propose supplemental program budgets for the Western Athabasca for 2014, 2015, 2016, 2017 or 2018. The Company does not anticipate that it will incur any further additional expenditures on the Western Athabasca Projects and has no intention to abandon these projects.

UEX CORPORATION

Management's Discussion and Analysis
 For the year ended December 31, 2017 and 2016
 (Expressed in Canadian dollars, unless otherwise noted)



Western Athabasca Projects – Shea Creek

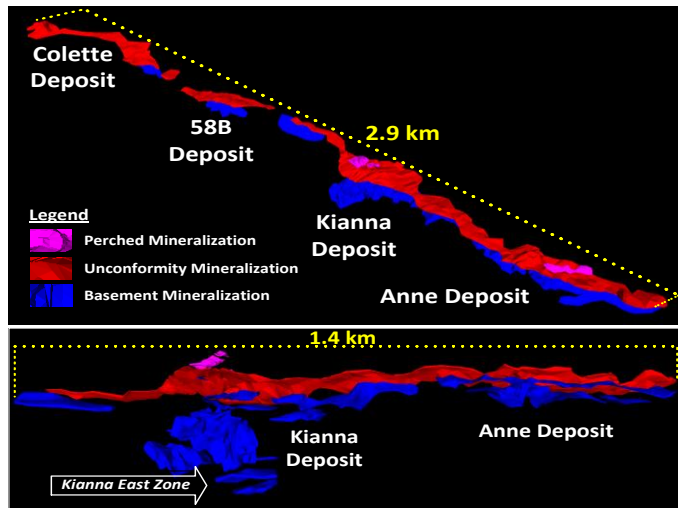
- Four known deposits – Kianna, Anne, Colette and 58B, distributed along a 3 km strike-length at the north end of the 33 km Saskatoon Lake Conductor (“SLC”).
- 2015 drilling near SHE-02 to follow-up historical uranium mineralization outlined a previously unknown hydrothermal clay alteration zone that will require follow-up drilling in future programs.
- 2016 exploration drill tested electromagnetic targets on the southern Shea Creek claims. Seven holes totalling 4,099 m were completed in 2016.

In July 2017, UEX and Orano acquired two small mineral claims from Eagle Plains Resources in exchange for a 2% NSR royalty. These two claims about the southern portion of the Shea Creek project and will be added to the Shea Creek asset.

In December 2017, UEX acquired two claims totalling 4,272 hectares, one located at the north end of the project and one that covered a segment of the Saskatoon Lake Conductor system. Both claims were incorporated into the Shea Creek Property.

Shea Creek – Colette, 58B, Kianna and Anne Deposits

- One of the largest undeveloped uranium resource projects in the Athabasca Basin (the “Basin”).
- Resources are open in almost every direction and have excellent potential for significant expansion.
- Three styles of mineralization have been observed at Shea Creek: unconformity-hosted, basement-hosted and perched.



UEX CORPORATION

Management's Discussion and Analysis
For the year ended December 31, 2017 and 2016
(Expressed in Canadian dollars, unless otherwise noted)



A N.I. 43-101 independent mineral resource estimate for Shea Creek was prepared by James N. Gray, P.Geo. of Advantage Geoservices Limited in April 2013 (see UEX news release dated April 17, 2013). This estimate includes resources from the Kianna, Anne, Colette and 58B deposits based on drilling information up to December 31, 2012. A technical report entitled "Technical Report on the Shea Creek property, northern Saskatchewan, with an updated mineral resource estimate", prepared by R.S. Eriks, P.Geo., J.N. Gray, P.Geo., D.A. Rhys, P.Geo. and S. Hasegawa, P.Geo. with an effective date of May 31, 2013 supporting this mineral resource estimate was filed on SEDAR on May 31, 2013. Details of the mineral resource estimate at a cut-off grade of 0.30% U₃O₈ are as follows:

| Deposit | | Tonnes | Grade U ₃ O ₈ (%) | U ₃ O ₈ (lbs) | | Tonnes | Grade U ₃ O ₈ (%) | U ₃ O ₈ (lbs) |
|---------------------------------|------------------|------------------|---|-------------------------------------|-----------------|------------------|---|-------------------------------------|
| Kianna | Indicated | 1,034,500 | 1.526 | 34,805,000 | Inferred | 560,700 | 1.364 | 16,867,000 |
| Anne | | 564,000 | 1.992 | 24,760,000 | | 134,900 | 0.880 | 2,617,000 |
| Colette | | 327,800 | 0.786 | 5,680,000 | | 493,200 | 0.716 | 7,780,000 |
| 58B | | 141,600 | 0.774 | 2,417,000 | | 83,400 | 0.505 | 928,000 |
| TOTALS ⁽¹⁾⁽²⁾ | | 2,067,900 | 1.484 | 67,663,000 | | 1,272,200 | 1.005 | 28,192,000 |

⁽¹⁾ Certain amounts presented in the Shea Creek N.I. 43-101 report have been rounded for presentation purposes. This rounding may impact the footing of certain amounts included in the tables above.

⁽²⁾ The mineral resource estimates follow the requirements of National Instrument 43-101 – Standards of Disclosure for Mineral Projects and classifications follow CIM definition standards.

Mineral resources that are not mineral reserves do not have demonstrated economic viability. For additional information on the mineral resource estimate, please refer to "Technical Report on the Shea Creek property, northern Saskatchewan, with an updated mineral resource estimate" as filed on SEDAR on May 31, 2013.

Shea Creek – 2017 Exploration Program

Orano did not propose a program or budget for the Shea Creek Project in 2017.

Shea Creek – 2018 Exploration Program

Orano did not propose a program or budget for the Shea Creek Project in 2018.

UEX CORPORATION

Management's Discussion and Analysis
For the year ended December 31, 2017 and 2016
(Expressed in Canadian dollars, unless otherwise noted)



Western Athabasca Projects – Other Projects

The Western Athabasca Projects – Other Projects include Mirror River, Erica, Laurie, Alexandra, Brander Lake, Nikita, and Uchrich. See area map above under *Western Athabasca Projects (“WAVJ”) – Overview*.

Mirror River Project

2017 Program

At Mirror River, a \$1.2 million drilling program was completed in 2017 testing the shallowest areas of the property along the southern property margin.

Eleven holes totaling 3,707 m were completed on the Mirror River Project in February and March, testing a wide basement resistivity anomaly in the vicinity of broad airborne MegaTEM anomalies in an area where the Athabasca sandstone depth ranges from 50 – 200 m near the southern margin of the property.

All 11 holes drilled by Orano failed to intersect the unconformity-deposit structural target, where faulted graphitic pelites intersect the unconformity surface. In four holes, the presence of the targeted geophysical anomalies was not explained by drilling. The overall drill results failed to explain the Operator's geophysical interpretation upon which the exploration program was targeting.

No significant radiometric anomalies, hydrothermal alteration or anomalous geochemistry were reported by Orano during the winter program.

UEX elected not to fund its share of the drilling programs at the Mirror River Project in 2017. UEX did not support the technical approach of the operator on the Mirror River Project and chose to expend its exploration capital on more advanced stage exploration projects. UEX has no intention to abandon the Mirror River Project.

Laurie Project

2017 Program

At Laurie, a \$1.0 million drilling program was completed in 2017 testing the shallowest areas of the property along the southern property margin.

Fourteen holes totaling 3,217 m were completed on the Laurie Project in January and February, testing a wide basement resistivity anomaly in the vicinity of moving loop electromagnetic anomalies in an area where the Athabasca sandstone depth ranges from 50 – 200 m.

All 14 holes drilled by Orano during the winter program failed to intersect the unconformity-deposit structural target, where faulted graphitic pelites intersect the unconformity surface. The drill results failed to explain the Operator's geophysical interpretation upon which the exploration program was targeting.

No significant radiometric anomalies, hydrothermal alteration or anomalous geochemistry were reported to UEX by Orano.

UEX elected not to fund its share of the drilling program at the Laurie Project for 2017 and chose to expend its exploration capital on more advanced stage exploration projects. UEX has no intention to abandon the Laurie Project.

UEX CORPORATION

Management's Discussion and Analysis
For the year ended December 31, 2017 and 2016
(Expressed in Canadian dollars, unless otherwise noted)



Uchrich Project

2017 Program

A \$0.5 million combined geophysics and drilling program was proposed for the Uchrich Project, consisting of 9 km of MLEM-SQUID surveying, followed up by one diamond drill hole.

The MLEM-SQUID survey was completed in February. Orano initiated a drill hole on the project testing the moving loop EM target but abandoned the hole at a depth of 600 m before intersecting the unconformity or the source of the electromagnetic anomaly when warm weather conditions made access to the drill difficult. The casing was removed from the hole during abandonment, making it difficult to complete the hole to target depth in the future.

UEX has elected not to fund the geophysics and drilling program at the Uchrich Project for 2017 and chose to expend its exploration capital on Company-operated exploration projects. UEX has no intention to abandon the Uchrich Project.

Nikita Project

2017 Program

A \$0.5 million geophysics program was proposed for the Nikita Project, consisting of 36 km of MLEM-SQUID surveying in 2017.

Linecutting was completed in March and the geophysical team mobilized to the project on March 14, 2017. The geophysical survey commenced on April 2, 2017 and due to the spring thaw and lack of snow, the survey was terminated on April 5, 2017. The survey was completed in December.

UEX has elected not to fund the geophysics program at the Nikita Project for 2017 and chose to expend its exploration capital on Company-operated exploration projects. UEX has no intention to abandon the Nikita Project.

Alexandra, Brander Lake, Erica

2017 Programs

No programs or budgets were proposed for the Alexandra, Brander, or Erica projects in 2017.

In December 2017, Orano staked one claim totaling 332 hectares that was incorporated into the Erica Project. UEX has no intention to abandon these projects.

2018 Exploration Programs at Nikita and Alexandra

Orano, the Operator of the Nikita and Alexandra projects, provided 2018 exploration proposals and budgets for these two projects during the joint venture meetings on November 9, 2017.

The proposed 2018 Nikita Program and budget is \$2.2 million and would consist a combined 40.2 km SQUID EM geophysical survey and 7-10 drill holes totaling 4,500 m. UEX's projected share of its expenditures would have been approximately \$882,200.

UEX CORPORATION

Management's Discussion and Analysis
For the year ended December 31, 2017 and 2016
(Expressed in Canadian dollars, unless otherwise noted)



The proposed 2018 Alexandra Program and budget is \$600,000 and would consist of 2-3 drill holes totaling 1,900 m to test the 2009 Moving Loop EM conductor. UEX's projected share of expenditures would have been approximately \$294,600.

UEX has elected not to participate in the 2018 programs at Nikita and Alexandra. As a result, UEX's ownership interest in the Nikita Project is anticipated to drop to 22.7809% and on the Alexandra Project to 39.6127% on December 31, 2018.

Beatty River Project

| | Number of claims | Hectares | Acres | Project Operator | UEX Ownership % | Orano Ownership % | JCU Ownership % |
|--------------|------------------|----------|--------|------------------|-----------------|-------------------|-----------------|
| Beatty River | 7 | 6,688 | 16,526 | Orano | 25.0 | 50.70 | 24.30 |

The Beatty River Project is located in the western Athabasca Basin approximately 40 km south of the Shea Creek Deposits. Please see the Western Athabasca Projects map for the location of the Beatty River Project.

No program was proposed for 2017.

Orano, the Operator of the Beatty River Project, provided a 2018 exploration proposal and budget during the joint venture meeting on November 9, 2017.

The proposed 2018 Beatty River Program and budget is \$0.6 million and would consist a combined 41.30 km SQUID EM geophysical survey. UEX's projected share of its expenditures would be approximately \$150,000.

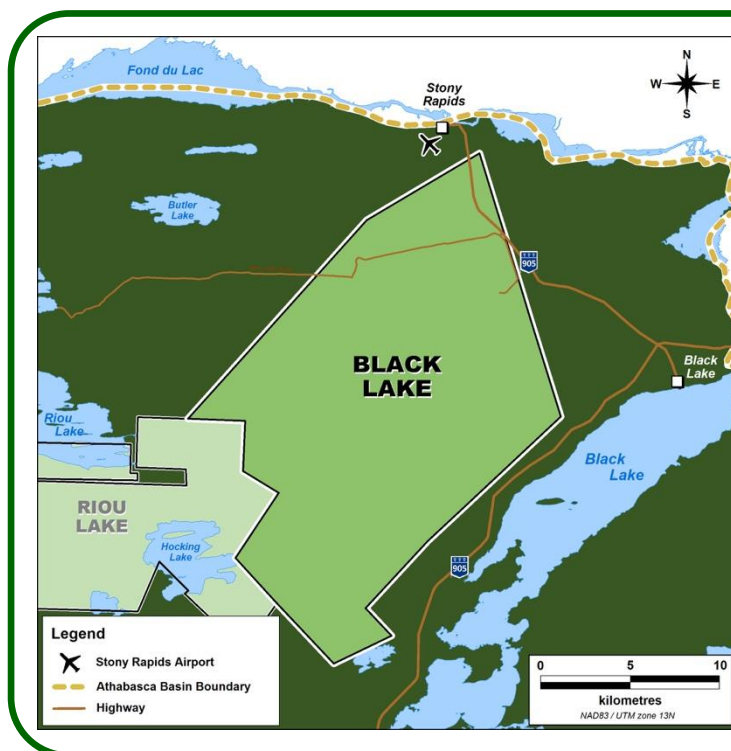
UEX has elected not to participate in the 2018 program at Beatty River. As a result, should Orano complete the 2018 program and budget as proposed, UEX's ownership interest in the Beatty River Project is anticipated to drop to 22.49%.

UEX CORPORATION

Management's Discussion and Analysis
 For the year ended December 31, 2017 and 2016
 (Expressed in Canadian dollars, unless otherwise noted)



Black Lake Project



- Located at the northern edge of the Athabasca Basin.
- The property is currently under option to ALX Uranium
- Year-round access by road and air, power lines transect the property
- Nearby Stony Rapids provides accommodations and other support services
- Uranium mineralization has been encountered on three separate areas of the property

| | Number of claims | Hectares | Acres | Project Operator | UEX Ownership % | Orano Ownership % |
|------------|------------------|----------|--------|------------------|-----------------|-------------------|
| Black Lake | 12 | 30,381 | 75,073 | UEX | 90.92 | 9.08 |

On January 20, 2017, UEX terminated the Black Lake Option Agreement with Uracon, dated January 24, 2013 and amended June 23, 2014, December 15, 2014 and November 25, 2015, due to Uracon's inability to fund the required annual exploration work commitments.

On April 6, 2017, ALX Uranium Corp. ("ALX") entered into a letter of intent ("LOI") with UEX to complete a due diligence review of the Black Lake Project. On July 26, 2017, ALX informed the Company that they had completed their review and wished to proceed with an option to acquire up to a 75% interest in the Project.

On September 5, 2017, ALX and UEX entered into an Option Agreement, under which ALX will have the right to earn a 75% interest in three stages as follows:

- Stage 1 - By completing \$1,000,000 in exploration work on the project and issuing to UEX a total of 5,000,000 shares of ALX to earn an initial 40% interest in the project by September 5, 2018;
- Stage 2 - By completing an additional \$2,000,000 (for a cumulative total of \$3,000,000) in exploration work and issuing a further 4,000,000 shares of ALX to the Company (for a cumulative total of 9,000,000 ALX shares) to earn an additional 11% interest in the project (cumulative interest of 51%) by March 5, 2020;

UEX CORPORATION

Management's Discussion and Analysis

For the year ended December 31, 2017 and 2016

(Expressed in Canadian dollars, unless otherwise noted)



- Stage 3 - By completing an additional \$3,000,000 (for a cumulative total of \$6,000,000) in exploration work and issuing a further 3,000,000 shares of ALX to the Company (for a cumulative total of 12,000,000 ALX shares) to earn an additional 24% interest in the project (cumulative interest of 75%) by September 5, 2021.

ALX paid \$25,000 to UEX and completed approximately \$87,000 in exploration work during the due diligence period that will be credited towards the Stage 1 exploration work commitment. Upon vesting any interest, ALX will become a party to the existing Black Lake Joint Venture.

ALX will be earning its interest in the Black Lake Project exclusively from UEX's 90.92% interest in the Joint Venture. Orano has agreed to waive their first right of refusal on the transfer of any of UEX's ownership interest to ALX.

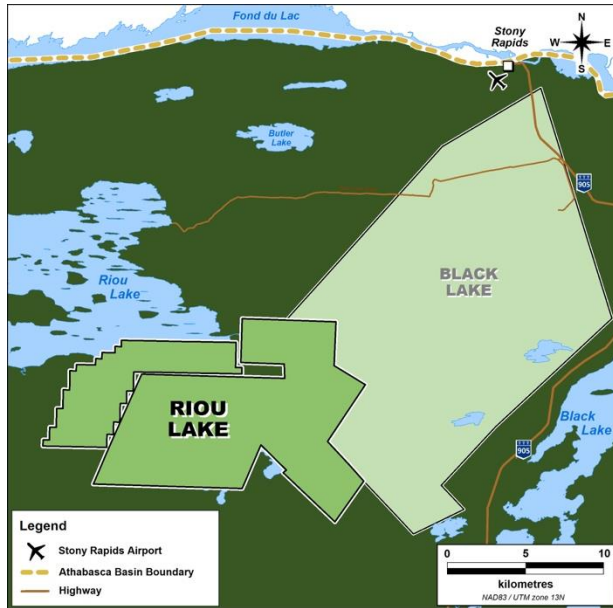
In September 2017, ALX commenced their first exploration program on the Black Lake Project which consisted of an approximately 725 km of airborne ZTEM EM geophysical survey and five drill holes totaling approximately 2,830 m testing targets identified on the northern portion of the project. ALX announced on November 20, 2017 that two holes encountered minor pitchblende veinlets just below the unconformity.

UFX CORPORATION

Management's Discussion and Analysis
 For the year ended December 31, 2017 and 2016
 (Expressed in Canadian dollars, unless otherwise noted)



Riou Lake Project



- Located at the northern edge of the Athabasca Basin.
- Year-round access by road and air, close to existing power lines.
- Nearby Stony Rapids provides accommodation and other support services.
- Uranium mineralization has been encountered in three areas.

UFX is actively seeking partners to advance the Riou Lake Project

| | Number of claims | Hectares | Acres | UFX Ownership % |
|-----------|------------------|----------|--------|-----------------|
| Riou Lake | 10 | 16,548 | 40,891 | 100.00 |

With the presence of radioactive boulders in glacial till on the property containing up to 11.3% uranium, graphite-bearing gneiss units in the underlying basement rocks and evidence of significant post-Athabasca reverse faulting, the property is prospective for unconformity-style uranium deposits.

The Riou Lake Project was written off in June 2014 due to a lack of planned future activity and the lapsing of two claims. One claim lapsed in July 2017. UFX continues to maintain several Riou Lake claims in good standing.

The Company will continue to seek partners that may be interested in earning into this project to follow up on historic uranium mineralization encountered on the property.

UFX staked four claims at Riou Lake in January 2018 to cover highly prospective areas of the property as determined from previous drill programs. These four claims cover lands that had previously been covered by mineral claims owned by UFX that had lapsed in 2017.

UEX CORPORATION

Management's Discussion and Analysis
For the year ended December 31, 2017 and 2016
(Expressed in Canadian dollars, unless otherwise noted)



Other Projects

In December 2017, UEX acquired two new projects via staking. Both projects are located in southwest corner of the Athabasca Basin.

The Parry Lake Project was acquired via staking due to its proximity to the Patterson Lake Corridor and its potential to host different types of uranium deposits.

The Laurie North Project was also acquired via staking. The claims cover the gap between the Laurie and Uchrich projects that is believed to overlie extensions of electromagnetic conductivity between the existing projects. Such electromagnetic conductive trends are considered prospective uranium exploration targets in the Athabasca Basin.

An ownership position in both projects were offered to Orano as per area of interest provisions of the Western Athabasca Option Agreement. Orano elected not to exercise its rights to acquire a stake in the two projects at this time. Orano can elect to participate in these projects by January 2021.

For a location of these two claims, please refer to the map in *Section 1 – Introduction, Overview*.

| | Number of claims | Hectares | Acres | UEX Ownership % |
|--------------|------------------|----------|--------|-----------------|
| Parry Lake | 11 | 11,456 | 28,307 | 100.00 |
| Laurie North | 5 | 1,138 | 2,811 | 100.00 |

Qualified Person

The disclosure of technical information regarding UEX's properties in this MD&A has been reviewed and approved by Roger Lemaitre, P.Eng., P.Geo., UEX's President and CEO, who is a Qualified Person as defined by *National Instrument 43-101 – Standards of Disclosure for Mineral Projects* and is non-independent of UEX.

UFX CORPORATION

Management's Discussion and Analysis
For the year ended December 31, 2017 and 2016
(Expressed in Canadian dollars, unless otherwise noted)



3. Financial Update

Selected Financial Information

The following is selected financial data from the unaudited and restated consolidated financial statements of UFX for the last three completed fiscal years. During the year ended December 31, 2016, the Company changed its accounting policy related to exploration and evaluation expenditures on a retrospective basis. The data should be read in conjunction with the audited consolidated financial statements for the years ended December 31, 2017, 2016, and 2015 and the notes thereto.

Summary of Annual Financial Results

| | December 31, 2017 | December 31, 2016 | December 31, 2015 |
|---|-------------------|-------------------|-------------------|
| Interest income | \$ 66,539 | \$ 91,839 | \$ 106,027 |
| Net loss for the year | (5,865,743) | (5,981,098) | (6,121,944) |
| Write-off of mineral property acquisition costs | (900) | (1,500) | (1,528) |
| Basic and diluted loss per share | (0.019) | (0.021) | (0.025) |
| Exploration and evaluation expense | 4,224,084 | 4,825,953 | 4,570,879 |
| Capitalized acquisition costs | 1,014,840 | 3,750,000 | 274,784 |
| Total assets | \$ 15,868,986 | \$ 13,951,299 | \$ 11,131,280 |

The following quarterly financial data is derived from the unaudited condensed interim consolidated financial statements of UFX as at (and for) the three-month periods indicated below.

Summary of Quarterly Financial Results (Unaudited)

| | 2017 | | 2017 | | 2016 | | 2016 | |
|---|------------|-------------|-------------|-------------|-------------|-------------|-------------|-------------|
| | Quarter 4 | Quarter 3 | Quarter 2 | Quarter 1 | Quarter 4 | Quarter 3 | Quarter 2 | Quarter 1 |
| Interest income | \$ 15,305 | \$ 18,518 | \$ 19,544 | \$ 13,172 | \$ 23,216 | \$ 30,663 | \$ 22,494 | \$ 15,466 |
| Net loss for the period | (787,878) | (1,635,424) | (1,276,131) | (2,166,310) | (1,091,795) | (2,001,153) | (1,221,190) | (1,666,960) |
| Write-off of mineral property acquisition costs | - | (900) | - | - | (1,500) | - | - | - |
| Basic and diluted loss per share | (0.003) | (0.005) | (0.004) | (0.007) | (0.004) | (0.007) | (0.005) | (0.006) |
| Exploration and evaluation expense | 304,315 | 1,336,971 | 518,621 | 2,064,177 | 945,533 | 1,740,777 | 711,539 | 1,428,104 |
| Capitalized mineral property acquisition costs | 1,014,840 | - | - | - | 2,000,000 | - | - | 1,750,000 |
| Total assets | 15,868,986 | 14,715,173 | 16,268,322 | 18,044,420 | 13,951,299 | 15,788,028 | 17,266,442 | 12,135,936 |

UEX CORPORATION

Management's Discussion and Analysis

For the year ended December 31, 2017 and 2016

(Expressed in Canadian dollars, unless otherwise noted)



UEX's business is not affected by seasonality as the Company is able to perform exploration and evaluation work year round. Variations in exploration and evaluation expenditures from quarter to quarter and year to year are affected by the timing and size of the exploration and evaluation programs in the periods. In 2017, UEX is focussed the majority of our exploration efforts on the Christie Lake Project, where we are currently earning up to a 70% interest from JCU. In 2018, UEX is focussing its exploration efforts on the Christie Lake and West Bear Cobalt-Nickel Projects.

In the fourth quarter of 2015, UEX paid \$250,000 and signed a LOI to earn into the Christie Lake Project and in the first quarter of 2016, a payment of \$1,750,000 was made to complete the first option payment and vest our 10% interest in the project. In the fourth quarter of 2016, a payment of \$2,000,000 was made to increase our interest in Christie Lake to 30%, in addition to exploration commitments of \$2,500,000 being fulfilled during the year. During the fourth quarter of 2017, UEX paid \$1,000,000 to increase our interest in Christie Lake to 45%, in addition to the completion of \$2,500,000 of exploration commitments during the year.

Through most of 2017, UEX had two exploration drills running concurrently at the Christie Lake Project and the majority of exploration expenditures were related to this project. UEX chose not to fund its share of exploration on the Western Athabasca Projects for 2017 and we will have our ownership diluted on certain projects but maintain our 49.1% interest in the Shea Creek project, where significant uranium resources have been found.

Variations in loss are primarily affected by the number of options granted and/or vesting in the period and the associated inputs used in calculating share-based payment expense.

- *Impairment:*

- Three claims that were staked in 2015, and included in the Hidden Bay Project, lapsed on July 22, 2017. As there was no work budgeted or planned for the claims, an impairment charge of \$900 was recorded in the third quarter of 2017. These claims did not form a key part of the Hidden Bay Project and no exploration work was completed on them.
- There were five claims that were staked in 2014, and included in the Hidden Bay Project, that lapsed on January 6, 2017. As there was no work budgeted or planned for the claims, an impairment charge of \$1,500 was recorded in the fourth quarter of 2016. These claims did not form a key part of the Hidden Bay Project and no exploration work was completed on them.

- *Renunciation of tax benefits:*

- Approximately \$2.010 million of flow-through expenditures from the February 2017 placement were renounced to eligible shareholders in January 2018 effective December 31, 2017. Approximately \$744,000 of flow-through expenditures were incurred by December 31, 2017 and the remaining \$1.257 million of flow-through expenditures are expected to be incurred during the remainder of 2018.
- Approximately \$2.002 million of flow-through expenditures from the December 2017 placement were renounced to eligible shareholders in January 2018 effective December 31, 2017 and are expected to be incurred during the remainder of 2018.
- The remaining \$2.959 million in flow-through expenditures from the May 2016 placement was renounced to eligible subscribers in February 2017, effective December 31, 2016 (under the look-back rule) and the resulting tax recovery is reflected in the first quarter of 2017.
- Approximately \$2.291 million in flow-through expenditures from the May 2016 placement was incurred by December 31, 2016. The associated tax benefits were renounced to eligible shareholders in February 2017 effective December 31, 2016, resulting in a deferred tax recovery in the fourth quarter of 2016.

UEX CORPORATION

Management's Discussion and Analysis

For the year ended December 31, 2017 and 2016

(Expressed in Canadian dollars, unless otherwise noted)



- The remaining \$1.815 million in required flow-through expenditures from the May 2015 placement was renounced to eligible subscribers in February 2016, effective December 31, 2015 (under the look-back rule) and this tax impact has been reflected in the first quarter of 2016.

Share Capital

The Company is authorized to issue an unlimited number of common shares without par value, and an unlimited number of preferred shares (no par value) issuable in series of which 1,000,000 preferred shares have been designated Series 1 Preferred Shares, none of which are issued and outstanding.

- 325,188,073 common shares were issued and outstanding as at December 31, 2017 and 347,949,978 were issued and outstanding as at March 19, 2018;
- 24,097,000 and 24,597,000 common shares related to director, employee and consultant share purchase options were reserved by the Company as at December 31, 2017 and March 19, 2018 respectively. The share purchase options are exercisable into common shares at exercise prices ranging from \$0.15 per share to \$1.45 per share. As the number of options currently outstanding is 24,597,000 (representing 7.1% of the Company's current issued and outstanding common shares), the number of options available for grant as of March 19, 2018 is 10,197,998 (representing 2.9% of the Company's current issued and outstanding common shares);
- During January 2018, 22,761,905 warrants were exercised and 2,000,000 warrants expired. Accordingly, the Company issued 22,761,905 common shares for gross proceeds of \$5,028,572.
- 41,665,299 and 16,903,394 share purchase warrants with a weighted average exercise price of \$0.30 and \$0.42 per share were outstanding as at December 31, 2017 and March 19, 2018 respectively.

Results of Operations for the Three-Month Period Ended December 31, 2017

For the three-month period ended December 31, 2017, the Company earned interest income of \$15,305 (Q4 2016 - \$23,216). The decrease in interest income was primarily due to the lower monthly average cash balance invested over the period. In the fourth quarter of 2017, the Company had an average cash balance invested of approximately \$4.7 million versus \$6.5 million in the comparative period.

For the three-month period ended December 31, 2017, the Company incurred expenses of \$803,913 (Q4 2016 - \$1,319,331) with significant changes from the comparative period identified as follows:

- Exploration and evaluation expenses of \$304,315 (Q4 2016 - \$945,533) were lower than in the comparative period as the Company focused its exploration efforts at Christie Lake and conducted minimal work on its Western Athabasca projects.
- Office expenses of \$129,850 (Q4 2016 - \$46,531) increased primarily due to financial advisory, Interim CFO, and website consulting services, which were not incurred in the comparative period.
- Legal and audit expenses of \$43,184 (Q4 2016 - \$24,122) increased due to legal fees associated with employment matters in the current period, which were not incurred in the comparative period.
- Salaries expense of \$160,835 (Q4 2016 - \$165,660) slightly decreased due to fewer staff members.
- Travel and promotion expenses of \$14,126 (Q4 2016 - \$21,794) decreased primarily due to attendance of fewer investor conferences in 2017 than in 2016.

The vesting of share purchase options during the three-month period ended December 31, 2017 resulted in total share-based compensation of \$106,770 (Q4 2016 - \$68,984), of which \$16,096 was allocated to exploration and

UEX CORPORATION

Management's Discussion and Analysis

For the year ended December 31, 2017 and 2016

(Expressed in Canadian dollars, unless otherwise noted)



evaluation expenses (Q4 2016 - \$8,404) and the remaining \$90,674 was expensed to share-based compensation (Q4 2016 - \$60,580). The higher share-based compensation expense is due primarily to more options being granted in 2017 than in 2016.

Results of Operations for the Year Ended December 31, 2017

For the year ended December 31, 2017, the Company earned interest income of \$66,539 (2016 - \$91,839). The decrease in interest income was primarily due lower average interest rate in 2017 compared to 2016. During 2017, the Company had an average cash balance invested of approximately \$6.0 million versus \$6.7 million in the comparative period.

For the year ended December 31, 2017, the Company incurred expenses of \$6,168,962 (2016 - \$6,407,509) with significant changes from the comparative period identified as follows:

- Exploration and evaluation expenses of \$4,224,084 (2016 - \$4,825,953) decreased primarily due to decision not to fund the 2017 Western Athabasca joint venture projects with Orano.
- Filing fees and stock exchange expenses of \$106,837 (2016 - \$78,743) increased due to filing fees which were calculated based on a higher market capitalization in 2017 and costs associated with renewing the stock option plan.
- Office expenses of \$333,913 (2016 - \$189,035) increased primarily due to financial advisory consulting services, Interim CFO services, office relocation costs including broker commissions, and website update consulting fees which were not incurred in the comparative period.
- Salaries expense of \$556,830 (2016 - \$513,933) increased due to an accrual for severance. Gross salaries expense is reduced by offsetting management fees related to the Christie Lake drilling program in 2017, which were less than the offsetting management fees in 2016 (\$355,734 vs. \$367,860).
- Travel and promotion expenses of \$134,855 (2016 - \$119,925) increased primarily due to non-project chargeable site visits in 2017 that were not taken in 2016.

The vesting of share purchase options during the year ended December 31, 2017 resulted in total share-based compensation of \$567,012 (2016 - \$406,561), of which \$83,927 was allocated to mineral property expenditures (2016 - \$38,753) and the remaining \$483,085 was expensed (2016 - \$367,808). The higher share-based compensation expense is due primarily to more options being granted in 2017 than in 2016.

UEX CORPORATION

Management's Discussion and Analysis
For the year ended December 31, 2017 and 2016
(Expressed in Canadian dollars, unless otherwise noted)



The following table outlines cumulative exploration and evaluation expenditures on projects, cumulatively as at and for the year ended December 31, 2017 and 2016.

| Project | 2016 | | | 2017 | |
|---------------------------|---|-------------------------------|------------------------------------|-------------------------------|------------------------------------|
| | Cumulative ⁽¹⁾ to December 31, 2015 | Expenditures in the period | Cumulative to December 31, 2016 | Expenditures in the period | Cumulative to December 31, 2017 |
| Beatty River | \$ 873,069 | \$ - | \$ 873,069 | \$ 2,136 | \$ 875,205 |
| Black Lake | 14,508,893 | 16 | 14,508,909 | (20,402) | 14,488,507 |
| Christie Lake | 58,689 | 4,021,603 | 4,080,292 | 3,981,889 | 8,062,181 |
| Hidden Bay ⁽²⁾ | 33,026,660 | 42,556 | 33,069,216 | 200,905 | 33,270,121 |
| Horseshoe-Raven | 41,669,712 | 143,746 | 41,813,458 | 8,413 | 41,821,871 |
| West Bear Co-Ni | - | - | - | 38,359 | 38,359 |
| Western Athabasca | | | | | |
| Alexandra | 1,205,251 | - | 1,205,251 | 1,457 | 1,206,708 |
| Brander | 1,353,363 | - | 1,353,363 | - | 1,353,363 |
| Erica | 2,253,085 | - | 2,253,085 | - | 2,253,085 |
| Laurie | 1,586,528 | - | 1,586,528 | 2,774 | 1,589,302 |
| Mirror | 1,987,612 | - | 1,987,612 | 2,774 | 1,990,386 |
| Nikita | 1,952,331 | - | 1,952,331 | 1,826 | 1,954,157 |
| Shea Creek | 53,581,147 | 618,032 | 54,199,179 | 3,289 | 54,202,468 |
| Uchrich | 543,091 | - | 543,091 | 664 | 543,755 |
| All Projects Total | \$ 154,599,431 | \$ 4,825,953 | \$ 159,425,384 | \$ 4,224,084 | \$ 163,649,468 |

⁽¹⁾ Exploration and evaluation expenditures have been presented on a cumulative basis from July 17, 2002.

⁽²⁾ Includes the West Bear Deposit and all other Hidden Bay exploration areas: Tent-Seal, Telephone-Shamus, Rabbit West, Wolf Lake, Rhino, Dwyer-Mitchell, and Umpherville River.

Exploration and evaluation expenditures for the year ended December 31, 2017 and 2016 include the following non-cash expenditures:

| | Year ended December 31 | |
|--------------------------|------------------------|-------------------|
| | 2017 | 2016 |
| Depreciation | \$ 70,431 | \$ 53,092 |
| Share-based compensation | 83,927 | 38,753 |
| Project management fee | 355,734 | 367,860 |
| | \$ 510,092 | \$ 459,705 |

For further information regarding expenditures on the projects shown in the table above, please refer to *Exploration and Evaluation Activities*. Also please refer to the *Critical Accounting Estimates, Valuation of mineral properties* section.

The Company has an interest in several joint operations relating to the exploration and evaluation of various properties in the western, eastern and northern Athabasca Basin. These interests are governed by contractual arrangements but have not been organized into separate legal entities or vehicles. The joint arrangements that the Company is party to in some cases entitle the Company, or its joint venture partner, to a right of first refusal on the projects should one of the partners choose to sell their interest. The joint arrangements are governed by

UEX CORPORATION

Management's Discussion and Analysis
For the year ended December 31, 2017 and 2016
(Expressed in Canadian dollars, unless otherwise noted)



management committees which set the annual exploration budgets for these projects. Should the Company be unable to, or choose not to, fund its required contributions as outlined in the agreements, there is a risk that the Company's ownership interest could be diluted. As a result of decisions to fund exploration programs for the joint arrangements, the Company may choose to complete further equity issuances or fund these amounts through the Company's general working capital.

UEX is party to the following joint arrangements as at December 31, 2017 and March 19, 2018:

| Ownership interest (%) | UEX | ORANO | JCU | Total |
|------------------------|---------|---------|---------|----------|
| Beatty River | 25.0000 | 50.7020 | 24.2980 | 100.0000 |
| Black Lake | 90.9200 | 9.0800 | - | 100.0000 |
| Christie Lake | 45.0000 | - | 55.0000 | 100.0000 |
| Western Athabasca | | | | |
| Alexandra | 49.0975 | 50.9025 | - | 100.0000 |
| Brander | 49.0975 | 50.9025 | - | 100.0000 |
| Erica | 49.0975 | 50.9025 | - | 100.0000 |
| Laurie | 32.9876 | 67.0124 | - | 100.0000 |
| Mirror River | 32.3354 | 67.6646 | - | 100.0000 |
| Nikita | 42.0413 | 57.9587 | - | 100.0000 |
| Shea Creek | 49.0975 | 50.9025 | - | 100.0000 |
| Uchrich | 30.4799 | 69.5201 | - | 100.0000 |

Financing Activities

As UEX has not begun production on any of its mineral properties, the Company does not generate cash from operations and has historically funded its operations through monies raised in the public equity markets:

- On December 14, 2017, the Company completed a flow-through private placement of 5,560,000 common shares at a price of \$0.36 per common share, for gross proceeds of \$2,001,600. Share issue costs included the agent's commission of \$140,112 equal to 7% of the aggregate gross proceeds of the financing paid in common shares of the Company at a price of \$0.36 per common share, the fair value of brokers warrants of \$29,520 and other issuance costs of \$64,392. The agent also received 222,400 broker warrants equal to 4% of the number of flow-through shares placed by the agent. Each broker warrant is exercisable for one common share of the Company for a period of two years at a price of \$0.42 per common share. As the quoted market price of the Company's common shares exceeded the flow through issuance price at the time flow-through shares were issued in 2017, no share premium liability was recorded in 2017.

The initial fair value of the broker warrants on December 14, 2017 was determined using the Black-Scholes option-pricing model with the following assumption: Pre-vest forfeiture rate – 0.00%; Expected volatility – 73.42%; Risk-free interest rate – 1.56%; Dividend yield – 0.00%; and Expected life of warrants – 2.00 years.

UEX CORPORATION

Management's Discussion and Analysis
For the year ended December 31, 2017 and 2016
(Expressed in Canadian dollars, unless otherwise noted)



The proposed use of proceeds from the December 14, 2017 flow-through private placement is presented in the table below:

| | PROPOSED USE OF PROCEEDS ⁽¹⁾ | ACTUAL USE OF PROCEEDS | |
|----------------------------------|---|------------------------|-----------------------|
| | Flow-through Private Placement | Use of Proceeds | Remaining to be Spent |
| West Bear Cobalt-Nickel Prospect | \$ 1,570,000 | \$ - | \$ 1,570,000 |
| Christie Lake Project | 431,600 | - | 431,600 |
| TOTAL | \$ 2,001,600 | \$ - | \$ 2,001,600 |

⁽¹⁾ Expenses related to the flow-through placement were funded out of the December 14, 2017 unit placement proceeds.

The Company renounced the income tax benefit of the December 14, 2017 private placement to its subscribers effective December 31, 2017 and will incur Part XII.6 tax at a rate of Nil% for January 2018 and 1% per month thereafter on unspent amounts.

- On February 27, 2017, the Company completed a private placement of 15,999,994 units at a price of \$0.25 per unit and 6,700,000 flow-through common shares at a price of \$0.30 per common share, for gross proceeds of \$6,009,999. Share issue costs included a cash commission of \$360,600, the fair value of brokers warrants of \$105,755 and other issuance costs of approximately \$204,938. Each unit consisted of one common share and one common share purchase warrant exercisable at a price of \$0.42 per common share for a period of three years. The Company also issued 681,000 common share broker warrants as part of the placement. Each broker warrant is exercisable at a price of \$0.30 per common share for a period of two years.

The initial fair value of the brokers warrants on February 27, 2017 was determined using the Black-Scholes option-pricing model with the following assumptions: Pre-vest forfeiture rate – 0.00%; Expected volatility – 67.84%; Risk-free interest rate – 0.76%; Dividend yield – 0.00%; and Expected life of warrants – 2.00 years.

The use of proceeds from the February 27, 2017 flow-through private placement as at December 31, 2017 is presented in the table below:

| | PROPOSED USE OF PROCEEDS ⁽¹⁾ | ACTUAL USE OF PROCEEDS | |
|----------------------------------|---|------------------------|-----------------------|
| | Flow-through Private Placement | Use of Proceeds | Remaining to be Spent |
| Christie Lake Project | \$ 1,510,000 | \$ 611,774 | \$ 898,226 |
| West Bear Cobalt-Nickel Prospect | 500,000 | 35,329 | 464,671 |
| Hidden Bay Project | - | 102,777 | (102,777) |
| Western Athabasca | - | 2,299 | (2,299) |
| TOTAL | \$ 2,010,000 | \$ 752,179 | \$ 1,257,821 |

⁽¹⁾ Expenses related to the flow-through placement were funded out of the February 27, 2017 unit placement proceeds.

UEX CORPORATION

Management's Discussion and Analysis
For the year ended December 31, 2017 and 2016
(Expressed in Canadian dollars, unless otherwise noted)



The Company renounced the income tax benefit of the February 27, 2017 private placement to its subscribers effective December 31, 2017 and will incur Part XII.6 tax at a rate of Nil% for January 2018 and 1% per month thereafter on unspent amounts.

- On May 17, 2016, the Company completed a private placement of 21,000,000 flow-through common shares at a price of \$0.25 per common share for gross proceeds of \$5,250,000 and 9,523,810 units at a price of \$0.21 per unit for gross proceeds of \$2,000,000. Total gross proceeds were \$7,250,000 with share issue costs of \$505,882. Each unit consisted of one common share and one-half share purchase warrant exercisable at a price of \$0.30 per common share for a period of two years. A flow-through premium related to the sale of the associated tax benefits was determined to be \$420,000.

The use of proceeds from the May 17, 2016 flow-through private placement as at December 31, 2017 is presented in the table below:

| | PROPOSED USE OF PROCEEDS ⁽¹⁾ | ACTUAL USE OF PROCEEDS |
|-----------------------|--|-------------------------------|
| | Flow-through Private Placement | Use of Proceeds |
| Christie Lake Project | \$ 4,400,000 | \$ 5,104,650 |
| Western Athabasca | 750,000 | 72,883 |
| Hidden Bay Project | 100,000 | 71,061 |
| Black Lake Project | - | 956 |
| Beatty River Project | - | 450 |
| TOTAL | \$ 5,250,000 | \$ 5,250,000 |

⁽¹⁾ Expenses related to the flow-through placement were funded out of the May 17, 2016 unit placement proceeds.

The net proceeds from the May 17, 2016 unit private placement of \$2.0 million funded approximately \$100,000 of ongoing heap leach evaluation work at the Hidden Bay Project, with the remainder allocated to working capital and general corporate expenses.

The Company renounced the income tax benefit of the May 17, 2016 private placement to its subscribers effective December 31, 2016 and incurred Part XII.6 tax at a rate of Nil% for January 2017 and 1% per month thereafter on unspent amounts. As at December 31, 2017, all of the flow-through placement proceeds have been expended and a Part XII.6 tax expense of approximately \$4,249 has been incurred.

- On January 21, 2016, the Company completed a non-brokered private placement of 20,000,000 units at a price of \$0.10 per unit for gross proceeds of \$2,000,000 with issue costs of \$42,744. Each unit consisted of one common share and one common share purchase warrant exercisable at \$0.20 per common share for a period of two years. The placement was fully subscribed by a former CEO of the Company, with no commission payable.

These funds were raised to make the \$1,750,000 cash payment to JCU required to complete the 10% Christie Lake Project earn-in on January 22, 2016. The remaining \$250,000 from the placement was used for general working capital.

No share purchase options were exercised during the year ended December 31, 2017 or 2016.

No share purchase warrants were exercised during the year ended December 31, 2017 or 2016.

During January 2018, 22,761,905 warrants were exercised and 2,000,000 warrants expired. Accordingly, the Company issued 22,761,905 common shares for gross proceeds of \$5,028,572.

UEX CORPORATION

Management's Discussion and Analysis
For the year ended December 31, 2017 and 2016
(Expressed in Canadian dollars, unless otherwise noted)



Liquidity and Capital Resources

Working capital as at December 31, 2017 was \$4,956,732 compared to working capital of \$3,852,198 as at December 31, 2016 and includes the following:

- Current assets as at December 31, 2017 and 2016 were \$5,315,843 and \$4,385,173 respectively, including:
 - Cash and cash equivalents of \$5,106,761 at December 31, 2017 and \$4,136,636 at December 31, 2016. The Company's cash balances are invested in highly liquid term deposits redeemable within 90 days or less.
- Accounts payable and other liabilities as at December 31, 2017 and 2016 were \$359,111 and \$532,975, respectively:
 - The balance at December 31, 2017 was comprised of trade payables and other liabilities. There was no flow-through premium liability related to the February 27, 2017 and December 14, 2017 placement.
 - The balance at December 31, 2016 was comprised of \$296,295 in trade payables and other liabilities, with the remainder due to the flow-through share premium liability of \$236,680 related to the May 17, 2016 flow-through private placement.

The Company has sufficient financial resources for exploration, evaluation, and administrative costs. The Company will require additional financing and although it has been successful in the past, there is no assurance that it will be able to obtain adequate financing in the future or that such financing will be available on acceptable terms. During January 2018, 22,761,905 warrants were exercised and 2,000,000 warrants expired. Accordingly, the Company issued 22,761,905 common shares for gross proceeds of \$5,028,572.

Commitments

In the normal course of business, the Company enters into contracts and performs business activities that give rise to commitments for future minimum payments. The Company has obligations under operating leases for its premises, which expire between July 31, 2018 and February 29, 2024. Future minimum lease payments are as follows:

| | December 31 2017 |
|-----------------|-----------------------------|
| 2018 | \$ 134,907 |
| 2019 | 116,121 |
| 2020 | 107,805 |
| 2021 | 54,675 |
| 2022 and beyond | 166,050 |

UEX has agreements with partners to fund exploration and make acquisition related payments that if not made would result in project dilution or potentially loss of a project in its entirety.

UEX CORPORATION

Management's Discussion and Analysis
For the year ended December 31, 2017 and 2016
(Expressed in Canadian dollars, unless otherwise noted)



Exploration Commitments – Western Athabasca

Due to uranium market conditions, UEX did not propose supplemental program budgets for the Western Athabasca for 2014, 2015, 2016, 2017 or 2018. The Company does not anticipate that it will incur any further additional expenditures on the Western Athabasca Projects.

Exploration and Earn-in Commitments – Christie Lake

The Company has earned a 45% interest in the Christie Lake Project by making \$5 million in cash payments and completing \$7.9 million in exploration work. The Project is located in the eastern Athabasca Basin and JCU (Canada) Exploration Company Limited ("JCU") holds a 55% interest. UEX is the operator of this project and has an option to earn up to a 70% interest in the project by making a total of \$7 million in cash payments and completing \$15 million in exploration on the property. A summary of cash payments and exploration expenditures made to date and commitments remaining is summarized in the table below.

| | Cash payments | Exploration work | UEX Cumulative Interest Earned |
|-------------------------|---------------------|--------------------------------|--------------------------------|
| Completed: | | | |
| As at December 31, 2017 | \$ 5,000,000 | \$ 7,962,022 ⁽¹⁾⁽²⁾ | 45.00 % |
| To be completed: | | | |
| Before January 1, 2019 | 1,000,000 | 2,037,978 ⁽²⁾ | 60.00 |
| Before January 1, 2020 | 1,000,000 | 5,000,000 | 70.00 |
| | 2,000,000 | 7,037,978 | |
| Total | \$ 7,000,000 | \$ 15,000,000 | 70.00 % |

(2) Cumulative exploration work completed does not include \$100,159 of share based compensation relating to the Christie Lake Project, which is not an eligible earn-in expenditure.

(3) Exploration work completed in excess of the minimum yearly commitment is applied to future years' commitments. Exploration work commitments remaining per the earn-in agreement are as follows:

- \$2,500,000 before January 1, 2017 (completed),
- \$2,500,000 before January 1, 2018 (completed),
- \$5,000,000 before January 1, 2019 (\$2,962,022 completed), and
- \$5,000,000 before January 1, 2020.

UEX could elect to cease future cash payments and work commitments and instead vest a reduced interest in the property according to the schedule in the table above.

In 2016, UEX incurred approximately \$1.5 million over and above the exploration expenditures required under the agreement for 2016. These amounts have been applied to the 2017 exploration work commitment of \$2.5 million.

In 2017, the Company began a further \$4.0 million exploration program at Christie Lake. As at December 31, 2017, UEX had completed the exploration work component of the 2017 Christie Lake earn-in commitment, with an approximate \$3.0 million carried over to the 2018 exploration work commitment.

UEX CORPORATION

Management's Discussion and Analysis
For the year ended December 31, 2017 and 2016
(Expressed in Canadian dollars, unless otherwise noted)



Off-Balance Sheet Arrangements

The Company does not have any off-balance sheet arrangements.

Financial Instruments

The Company's financial instruments consist of cash and cash equivalents, amounts receivable, deposits, investments and accounts payable and other liabilities. Interest income is recorded in the statement of operations and comprehensive loss. Cash and cash equivalents, as well as amounts receivable, are classified as loans and receivables, and accounts payable and other liabilities are classified as other financial liabilities and recorded at amortized cost using the effective interest rate method. In addition, any impairment of loans and receivables is deducted from amortized cost. Investments include warrants which have been classified as *Financial assets at fair value through profit or loss* ("FVTPL") and as such are stated at fair value with any changes in fair value recognized in profit or loss. The investments also include shares which have been classified as *Available-for-sale financial assets* and are carried at fair value with changes in fair value recognized in profit and loss.

The Company operates entirely in Canada and is not subject to any significant foreign currency risk. The Company's financial instruments are exposed to limited liquidity risk, credit risk and market risk.

Liquidity risk is the risk that the Company will not be able to meet its financial obligations as they fall due. The Company manages liquidity risk through the management of its capital structure. The Company's objective when managing capital is to safeguard the Company's ability to continue as a going concern in order to pursue the exploration and development programs on its mineral properties. The Company manages its capital structure, consisting of shareholders' equity, and makes adjustments to it, based on funds available to the Company, in order to support the exploration and development of its mineral properties. Historically, the Company has relied exclusively on the issuance of common shares for its capital requirements. Accounts payable and other liabilities are due within the current operating period.

Credit risk is the risk of an unexpected loss if a third party to a financial instrument fails to meet its contractual obligations. The Company's exposure to credit risk includes cash and cash equivalents and amounts receivable. The Company reduces its credit risk by maintaining its bank accounts at large international financial institutions. The maximum exposure to credit risk is equal to the carrying value of cash and cash equivalents and amounts receivable. The Company's investment policy is to invest its cash in highly liquid short-term interest-bearing investments that are redeemable 90 days or less from the original date of acquisition.

Market risk is the risk that changes in market prices such as foreign exchange rates and interest rates will affect the Company's income. The Company is subject to interest rate risk on its cash and cash equivalents. The Company reduces this risk by investing its cash in highly liquid short-term interest-bearing investments that earn interest on a fixed rate basis.

The carrying values of amounts receivable and accounts payable and other liabilities are a reasonable estimate of their fair values because of the short period to maturity of these instruments.

Cash and cash equivalents are classified as loans and receivables and are initially recorded at fair value and subsequently at amortized cost with accrued interest recorded in accounts receivable.

UEX CORPORATION

Management's Discussion and Analysis

For the year ended December 31, 2017 and 2016

(Expressed in Canadian dollars, unless otherwise noted)



Investments are recorded at fair value. The Company holds 350,000 shares of Uracon. The fair value change for the Uracon shares represents the change to the quoted price of these publicly traded securities from the date they were acquired. These common shares are being held for long-term investment purposes.

On June 23, 2017, 25,000 Uracon common share purchase warrants expired. Accordingly, the Company does not hold any outstanding warrants of Uracon.

The fair value of the Uracon shares, classified as Level 1, is based on the market price for these actively traded securities at December 31, 2017 and 2016, the financial statement fair value dates.

Related Party Transactions

The Company was involved in the following related party transactions for the year ended December 31, 2017 and 2016.

Related party transactions include the following payments which were made to related parties other than key management personnel:

| | Year ended December 31 | |
|---|------------------------|-----------|
| | 2017 | 2016 |
| Cameco Corporation ⁽¹⁾ | \$ 1,324 | \$ 1,323 |
| Management advisory board share-based payments ⁽²⁾ | 6,329 | 9,055 |
| | \$ 7,653 | \$ 10,378 |

⁽¹⁾ Payments related to fees paid for use of the Cameco airstrip at the McArthur River mine.

⁽²⁾ Share-based compensation expense is the fair value of options granted which have been calculated using the Black-Scholes option-pricing model and the assumptions disclosed in Note 12(c) of the audited consolidated financial statements.

Key management personnel compensation includes management and director compensation, inclusive of any consulting arrangements with directors, as follows:

| | Year ended December 31 | |
|---|------------------------|--------------|
| | 2017 | 2016 |
| Salaries and short-term employee benefits ⁽¹⁾⁽²⁾ | \$ 696,749 | \$ 740,259 |
| Share-based payments ⁽³⁾ | 399,104 | 338,449 |
| Other compensation ⁽⁴⁾ | 15,750 | - |
| | \$ 1,111,603 | \$ 1,078,708 |

⁽¹⁾ In the event of a change of control of the Company, certain senior management may elect to terminate their employment agreements and the Company shall pay termination benefits of up to two times their respective annual salaries at that time and all of their share purchase options will become immediately vested with all other employee benefits, if any, continuing for a period of up to two years.

⁽²⁾ In the event that Mr. Lemaitre's (UEX's President and CEO) employment is terminated by the Corporation for any reason other than as a result of a change of control, death or termination for cause, the Corporation will pay a termination amount equal to one year's base salary plus any bonus owing. All other employee related benefits will continue for a period of one year following such termination. Mr. Lemaitre may also terminate the employment agreement upon three months' written notice to the Board and receive a lump sum payment equal to his base salary plus benefits for three months.

⁽³⁾ Share-based compensation expense is the fair value of options granted which have been calculated using the Black-Scholes option-pricing model and the assumptions disclosed in Note 12(c) of the audited consolidated financial statements.

⁽⁴⁾ Represents payments to Altastra Office Systems Inc., a company owned by Mr. Hui, for Interim CFO services rendered to UEX.

UEX CORPORATION

Management's Discussion and Analysis
For the year ended December 31, 2017 and 2016
(Expressed in Canadian dollars, unless otherwise noted)



Accounting Policies

The accounting policies and methods employed by the Company determine how it reports its financial condition and results of operations and may require management to make judgments or rely on assumptions about matters that are inherently uncertain. The Company's results of operations are reported using policies and methods in accordance with IFRS. In preparing consolidated financial statements in accordance with IFRS, management is required to make estimates and assumptions that affect the reported amounts of assets, liabilities, revenues and expenses for the period. Management reviews its estimates and assumptions on an ongoing basis using the most current information available.

Joint Arrangements

Joint arrangements are arrangements of which the Company has joint control, established by contracts requiring unanimous consent for decisions about the activities that significantly affect the arrangements' returns. They are classified and accounted for as follows:

- (i) *Joint operation* – when the Company has rights to the assets, and obligations for the liabilities, relating to an arrangement, it accounts for each of its assets, liabilities and transactions, including its share of those held or incurred jointly, in relation to the joint operation.
- (ii) *Joint venture* – when the Company has rights only to the net assets of the arrangement, it accounts for its interest using the equity method.

The Company has an interest in several joint operations relating to the exploration and evaluation of various properties in the Athabasca Basin. The consolidated financial statements include the Company's proportionate share of the joint operations' assets, liabilities, revenue and expenses with items of a similar nature on a line-by-line basis from the date that the joint arrangement commences until the date that the joint arrangement ceases. These interests are governed by contractual arrangements but have not been organized into separate legal entities or vehicles.

The Company does not have any joint arrangements that are classified under IFRS 11 as joint ventures. However, "joint operations" as defined by IFRS are nevertheless commonly referred to as "joint ventures" by UEX, its operating partners and the general mining industry, and use of the term "joint venture" by UEX in its disclosures for the purposes of describing its operating results is considered consistent with these statements.

The joint arrangements that the Company is party to in some cases entitle the Company to a right of first refusal on the projects should one of the partners choose to sell their interest. The joint arrangements are governed by a management committee which sets the annual exploration budgets for these projects. In certain cases, should the Company choose not to fund the minimum required contributions as outlined in the agreement, there is a risk that the Company's ownership interest could be diluted. As a result of decisions to fund exploration programs for the joint arrangements, the Company may choose to complete further equity issuances or fund these amounts through the Company's general working capital.

Critical Accounting Estimates

The Company prepares its consolidated financial statements in accordance with IFRS, which require management to estimate various matters that are inherently uncertain as of the date of the consolidated financial statements. Accounting estimates are deemed critical when a different estimate could have reasonably been used or where changes in the estimate are reasonably likely to occur from period to period and would materially impact the Company's consolidated financial statements. The Company's significant accounting policies are discussed

UEX CORPORATION

Management's Discussion and Analysis
For the year ended December 31, 2017 and 2016
(Expressed in Canadian dollars, unless otherwise noted)



in the consolidated financial statements. Critical estimates inherent in these accounting policies are discussed below.

Valuation of Mineral Properties

The recovery of amounts capitalized as mineral property assets is dependent upon the discovery of economically recoverable resources, the ability of the Company to obtain financing to complete exploration and development of the properties, and on future profitable production or proceeds of disposition. The Company recognizes in income any costs recovered on mineral properties when amounts received or receivable are in excess of the carrying amount. Upon transfer of exploration and evaluation assets into development properties, all subsequent expenditures on the exploration, construction, installation or completion of infrastructure facilities is capitalized within development properties.

All amounts capitalized in mineral properties are monitored for indications of impairment. Where a potential impairment is indicated, assessments are performed for each area of interest. To the extent that the capitalized acquisitions cost is determined to be impaired, this amount is recorded as a write-down of mineral properties in the statement of operations and comprehensive loss in the period.

The Company performed an evaluation of impairment indicators under IFRS 6(20) for its exploration and evaluation assets (mineral properties) as at December 31, 2017 and has concluded that there are no indicators of impairment.

Environmental Rehabilitation Provision

The Company recognizes the fair value of a liability for environmental rehabilitation in the period in which the Company is legally or constructively required to remediate, if a reasonable estimate of fair value can be made, based on an estimated future cash settlement of the environmental rehabilitation obligation, discounted at a pre-tax rate that reflects the current market assessments of the time value of money and the risks specific to the obligation. The environmental rehabilitation obligation is capitalized as part of the carrying amount of the associated long-lived asset and a liability is recorded. The environmental rehabilitation cost is amortized on the same basis as the related asset. The liability is adjusted for the accretion of the discounted obligation and any changes in the amount or timing of the underlying future cash flows. Significant judgements and estimates are involved in forming expectations of the amounts and timing of environmental rehabilitation cash flows. The Company has assessed each of its mineral projects and determined that no material environmental rehabilitations exist as the disturbance to date is minimal.

Share-based Payments

The Company has a share option plan which is described in Note 12(c) of the audited consolidated financial statements for the year ended December 31, 2017. The fair value of all share-based awards is estimated using the Black-Scholes option-pricing model at the grant date and amortized over the vesting periods. An individual is classified as an employee when the individual is an employee for legal or tax purposes (direct employee) or provides services similar to those performed by a direct employee, including directors of the Company. Share-based payments to non-employees are measured at the fair value of the goods or services received, or the fair value of the equity instruments issued if it is determined the fair value of the goods or services cannot be reliably measured and are recorded at the date the goods or services are received. The amount recognized as an expense is adjusted to reflect the number of awards expected to vest.

None of the Company's awards call for settlement in cash or other assets. Upon the exercise of the share purchase options, consideration paid together with the amount previously recognized in the share-based payments reserve is recorded as an increase in share capital. The offset to the recorded cost is to share-based payments reserve. Consideration received on the exercise of share purchase options is recorded as share

UEX CORPORATION

Management's Discussion and Analysis
For the year ended December 31, 2017 and 2016
(Expressed in Canadian dollars, unless otherwise noted)



capital and the related share-based payments value in the reserve is transferred to share capital. Charges for share purchase options that are forfeited before vesting are reversed from share-based payments reserve. For those share purchase options that expire or are forfeited after vesting, the recorded value is transferred to retained earnings (deficit).

Valuation of Warrants

The Company has adopted the residual value method with respect to the measurement of shares and warrants issued as part of units. The residual value method first allocates value to common shares issued in the private placements at their fair value, as determined by the closing quoted bid price on the announcement date or the price protection date, if applicable. The balance remaining, if any, is allocated to the warrants with the fair value recorded in shareholders' equity under warrant reserve.

Recent Accounting Announcements

The International Accounting Standards Board has issued IFRS 9 Financial Instruments ("IFRS 9") to replace IAS 39 Financial Instruments, which is intended to reduce the complexity in the measurement and classification of financial instruments. The current version of IFRS 9 has a mandatory effective date of January 1, 2018 and is available for early adoption. The Company does not expect IFRS 9 to have a material impact on the consolidated financial statements. The classification and measurement of the Company's financial assets is not expected to change under IFRS 9 because of the nature of the Company's operations and the types of financial assets that it holds.

In January of 2016, the IASB issued IFRS 16 Leases ("IFRS 16") which replaces the existing leasing standard, IAS 17 Leases. The new standard effectively eliminates the distinction between operating and finance leases for lessees, while lessor accounting remains largely unchanged with the distinction between operating and finance leases retained. IFRS 16 takes effect on January 1, 2019, with earlier application permitted. The Company has not yet evaluated the impact of adopting this standard and does not intend to early adopt.

On May 28, 2014, the IASB issued IFRS 15 Revenue from Contracts with Customers establishes a comprehensive framework for determining whether, how much and when revenue is recognized. It replaces existing revenue recognition guidance, including IAS 18 Revenue, IAS 11 Construction Contracts and IFRIC 13 Customer Loyalty Programs. The effective date is for reporting periods beginning on or after January 1, 2018 with early application permitted. The Company does not expect this standard to have a significant impact to the consolidated financial statements.

4. Risks and Uncertainties

An investment in UEX common shares is considered speculative due to the nature of UEX's business and the present stage of its development. A prospective investor should carefully consider the risk factors set out below.

It is not possible to determine if the exploration programs of UEX will result in profitable commercial mining operations

The successful exploration and development of mineral properties is speculative. Such activities are subject to a number of uncertainties, which even a combination of careful evaluation, experience and knowledge may not eliminate. Most exploration projects do not result in the discovery of commercially mineable deposits. There is no certainty that the expenditures made or to be made by UEX in the exploration and development of its mineral properties or properties in which it has an interest will result in the discovery of uranium or other mineralized materials in commercial quantities. While discovery of a uranium deposit may result in substantial rewards, few properties that are explored are ultimately developed into producing mines. Major expenses may be required to

UEX CORPORATION

Management's Discussion and Analysis
For the year ended December 31, 2017 and 2016
(Expressed in Canadian dollars, unless otherwise noted)



establish reserves by drilling and to construct mining and processing facilities at a site. There is no assurance that the current exploration programs of UEX will result in profitable commercial uranium mining operations. UEX may abandon an exploration project because of poor results or because UEX feels that it cannot economically mine the mineralization.

Joint ventures

UEX participates in certain of its projects (such as the Western Athabasca, Black Lake, Beatty River and Christie Lake projects) through joint ventures (referred to as “joint operations” in the consolidated financial statements) with third parties. UEX has other joint ventures and may enter into more in the future. There are risks associated with joint ventures, including:

- disagreement with a joint-venture partner about how to develop, operate or finance a project;
- a joint-venture partner not complying with a joint-venture agreement;
- possible litigation between joint-venture partners about joint-venture matters; and
- limited control over decisions related to a joint venture in which UEX does not have a controlling interest.

In particular, UEX is in the process of negotiating joint-venture agreements with Orano on the Western Athabasca Projects and there is no assurance that the parties will be able to conclude a mutually satisfactory agreement.

Reliance on other companies as operators

Where another company is the operator and majority owner of a property in which UEX has an interest, UEX is and will be, to a certain extent, dependent on that company for the nature and timing of activities related to those properties and may be unable to direct or control such activities.

Uranium price fluctuations could adversely affect UEX

The market price of uranium is the most significant market risk for companies exploring for and producing uranium. The marketability of uranium is subject to numerous factors beyond the control of UEX. The price of uranium has recently experienced and may continue to experience volatile and significant price movements over short periods of time. Factors impacting price include demand for nuclear power, political and economic conditions in uranium producing and consuming countries, natural disasters such as those that struck Japan in March 2011, reprocessing of spent fuel and the re-enrichment of depleted uranium tails or waste, sales of excess civilian and military inventories (including from the dismantling of nuclear weapons) by governments and industry participants and production levels and costs of production in countries such as Kazakhstan, Russia, Africa and Australia.

Reliance on the economics of the Preliminary Assessment Technical Report

The market price of U_3O_8 has decreased since the date of the Hidden Bay PA. The uranium industry has been adversely affected by the natural disasters that struck Japan on March 11, 2011 and the resulting damage to the Fukushima nuclear facility. These events resulted in many countries, which presently rely on nuclear power for a portion of their electrical generation, stating that they will review their commitment to this source of clean energy. These reviews resulted in downward pressure on the price of uranium and may have a significant effect on the country-by-country demand for uranium. The current long-term U_3O_8 market price, as reported by Ux Consulting on March 19, 2018 is US\$30.00/lb. Given that the PA presented three economic scenarios using prices ranging from US\$60 to US\$80 /lb of U_3O_8 , the economic analysis which uses U_3O_8 prices higher than the prevailing market price may no longer be accurate and readers of the PA are therefore cautioned when reading or relying on the PA.

Competition for properties could adversely affect UEX

The international uranium industry is highly competitive and significant competition exists for the limited supply of mineral lands available for acquisition. Many participants in the mining business include large, established

UEX CORPORATION

Management's Discussion and Analysis

For the year ended December 31, 2017 and 2016

(Expressed in Canadian dollars, unless otherwise noted)



companies with long operating histories. UEX may be at a disadvantage in acquiring new properties as many mining companies have greater financial resources and more technical staff. Accordingly, there can be no assurance that UEX will be able to compete successfully to acquire new properties or that any such acquired assets would yield reserves or result in commercial mining operations.

Resource estimates are based on interpretation and assumptions

Mineral resource estimates presented in this document and in UEX's filings with securities regulatory authorities, news releases and other public statements that may be made from time to time are based upon estimates. These estimates are imprecise and depend upon geological interpretation and statistical inferences drawn from drilling and sampling analysis, which may prove to be unreliable. There can be no assurance that these estimates will be accurate or that this mineralization could be extracted or processed profitably.

Mineral resource estimates for UEX's properties may require adjustments or downward revisions based upon further exploration or development work, actual production experience, or future changes in uranium price. In addition, the grade of mineralization ultimately mined, if any, may differ from that indicated by drilling results. There can be no assurance that minerals recovered in small-scale tests will be duplicated in large-scale tests under on-site conditions or in production scale.

Failure to obtain additional financing on a timely basis could cause UEX to reduce its interest in its properties

The Company currently has sufficient financial resources to carry out the majority of its anticipated short-term planned exploration and development on all of its projects and to fund its short-term general administrative costs; however, there are no revenues from operations and no assurances that sufficient funding will be available to conduct further exploration and development of its projects or to fund exploration expenditures under the terms of any joint-venture or option agreements after that time. If the Company's exploration and development programs are successful, additional funds will be required for development of one or more projects. Failure to obtain additional funding could result in the delay or indefinite postponement of further exploration and development or the possible loss of the Company's properties or inability to earn further interests in the Christie Lake Project. It is intended that such funding will be obtained primarily from future equity issues. If additional funds are raised from the issuance of equity or equity-linked securities, the percentage ownership of the current shareholders of UEX will be reduced, and the newly issued securities may have rights, preferences or privileges senior to or equal to those of the existing holders of UEX's common shares. The ability of UEX to raise the additional capital and the cost of such capital will depend upon market conditions from time to time. There can be no assurances that such funds will be available at reasonable cost or at all.

Competition from other energy sources and public acceptance of nuclear energy

Nuclear energy competes with other sources of energy, including oil, natural gas, coal and hydro-electricity. These other energy sources are to some extent interchangeable with nuclear energy, particularly over the longer term. Lower prices of oil, natural gas, coal and hydro-electricity may result in lower demand for uranium concentrate and uranium conversion services. Furthermore, the growth of the uranium and nuclear power industry beyond its current level will depend upon continued and increased acceptance of nuclear technology as a means of generating electricity. Because of unique political, technological and environmental factors that affect the nuclear industry, the industry is subject to public opinion risks which could have an adverse impact on the demand for nuclear power and increase the regulation of the nuclear power industry.

Dependence on key management employees

UEX's development to date has depended, and in the future will continue to depend, on the efforts of key management employees. UEX will need additional financial, administrative, technical and operations staff to fill

UEX CORPORATION

Management's Discussion and Analysis
For the year ended December 31, 2017 and 2016
(Expressed in Canadian dollars, unless otherwise noted)



key positions as the business grows. If UEX cannot attract and train qualified people, the Company's growth could be restricted.

Compliance with and changes to current environmental and other regulatory laws, regulations and permits governing operations and activities of uranium exploration companies, or more stringent interpretation, implementation, application or enforcement thereof, could have a material adverse impact on UEX

Mining and refining operations and exploration activities, particularly uranium mining, refining and conversion in Canada, are subject to extensive regulation by provincial, municipal and federal governments. Such regulations relate to production, development, exploration, exports, taxes and royalties, labour standards, occupational health, waste disposal, protection and remediation of the environment, mines decommissioning and reclamation, mine safety, toxic substances and other matters. Compliance with such laws and regulations has increased the costs of exploring, drilling, developing and constructing. It is possible that, in the future, the costs, delays and other effects associated with such laws and regulations may impact UEX's decision to proceed with exploration or development or that such laws or regulations may result in UEX incurring significant costs to remediate or decommission properties which do not comply with applicable environmental standards at such time. UEX believes it is in substantial compliance with all material laws and regulations that currently apply to its operations. However, there can be no assurance that all permits which UEX may require for the conduct of uranium exploration operations will be obtainable or can be maintained on reasonable terms or that such laws and regulations would not have an adverse effect on any uranium exploration project which UEX might undertake. World-wide demand for uranium is directly tied to the demand for electricity produced by the nuclear power industry, which is also subject to extensive government regulation and policies.

Failure to comply with applicable laws, regulations and permitting requirements may result in enforcement actions. These actions may result in orders issued by regulatory or judicial authorities causing operations to cease or be curtailed, and may include corrective measures requiring capital expenditures, installation of additional equipment or remedial actions. Companies engaged in uranium exploration operations may be required to compensate others who suffer loss or damage by reason of such activities and may have civil or criminal fines or penalties imposed for violations of applicable laws or regulations.

Conflicts of interest

Some of the directors of UEX are also directors of other companies that are similarly engaged in the business of acquiring, exploring and developing natural resource properties. Such associations may give rise to conflicts of interest from time to time. In particular, one of those consequences may be that corporate opportunities presented to a director of UEX may be offered to another company or companies with which the director is associated and may not be presented or made available to UEX. The directors of UEX are required by law to act honestly and in good faith with a view to the best interests of UEX, to disclose any interest which they may have in any project or opportunity of UEX, and to abstain from voting on such matter. Conflicts of interest that arise will be subject to and governed by procedures prescribed in the Company's by-laws and Code of Ethics and by the *Canada Business Corporations Act*.

Internal controls

Internal controls over financial reporting are procedures designed to provide reasonable assurance that transactions are properly authorized, assets are safeguarded against unauthorized or improper use, and transactions are properly recorded and reported. A control system, no matter how well designed and operated, can provide only reasonable, not absolute, assurance with respect to the reliability of financial reporting and financial statement preparation.

UEX CORPORATION

Management's Discussion and Analysis
For the year ended December 31, 2017 and 2016
(Expressed in Canadian dollars, unless otherwise noted)



Market price of shares

Securities of mining companies have experienced substantial volatility in the past often based on factors unrelated to the financial performance or prospects of the companies involved. These factors include macroeconomic conditions in North America and globally, and market perceptions of the attractiveness of particular industries. The price of UEX's securities is also likely to be significantly affected by short-term changes in uranium or other commodity prices, currency exchange fluctuation, or in its financial condition or results of operations as reflected in its periodic reports. Other factors unrelated to the performance of UEX that may have an effect on the price of the securities of UEX include the following: the extent of analytical coverage available to investors concerning the business of UEX may be limited if investment banks with research capabilities do not follow UEX's securities; lessening in trading volume and general market interest in UEX's securities may affect an investor's ability to trade significant numbers of securities of UEX; and the size of UEX's public float and its inclusion in market indices may limit the ability of some institutions to invest in UEX's securities. If an active market for the securities of UEX does not continue, the liquidity of an investor's investment may be limited and the price of the securities of the Corporation may decline. If an active market does not exist, investors may lose their entire investment in the Company. As a result of any of these factors, the market price of the securities of UEX at any given point in time may not accurately reflect the long-term value of UEX. Securities class-action litigation has been brought against companies following periods of volatility in the market price of their securities. UEX may in the future be the target of similar litigation. Securities litigation could result in substantial costs and damages and divert management's attention and resources.

The potential costs which could be associated with any liabilities not covered by insurance or in excess of insurance coverage may cause substantial delays and require significant capital outlays, adversely affecting UEX's financial position

The nature of the risks UEX faces in the conduct of its operations are such that liabilities could exceed policy limits in any insurance policy or could be excluded from coverage under an insurance policy. The potential costs that could be associated with any liabilities not covered by insurance or in excess of insurance coverage or compliance with applicable laws and regulations may cause substantial delays and require significant capital outlays, adversely affecting UEX's financial position.

UEX CORPORATION

Management's Discussion and Analysis

For the year ended December 31, 2017 and 2016

(Expressed in Canadian dollars, unless otherwise noted)



5. Disclosure Controls and Procedures

The Company has established disclosure controls and procedures to ensure that information disclosed in this MD&A and the related audited consolidated financial statements was properly recorded, processed, summarized and reported to the Company's Board and Audit Committee.

The Company's certifying officers conducted or caused to be conducted under their supervision an evaluation of the disclosure controls and procedures as required under applicable Canadian securities laws as at December 31, 2017. Based on the evaluation, the Company's certifying officers concluded that the disclosure controls and procedures were effective to provide a reasonable level of assurance that information required to be disclosed by the Company in its annual filings and other reports that it files or submits under applicable Canadian securities laws is recorded, processed, summarized and reported within the time period specified and that such information is accumulated and communicated to the Company's management, including the certifying officers, as appropriate to allow for timely decisions regarding required disclosure.

It should be noted that while the Company's certifying officers believe that the Company's disclosure controls and procedures provide a reasonable level of assurance and that they are effective, they do not expect that the disclosure controls and procedures will prevent all errors and fraud. A control system, no matter how well conceived or operated, can provide only reasonable, not absolute, assurance that the objectives of the control system are met.

UEX CORPORATION

Management's Discussion and Analysis

For the year ended December 31, 2017 and 2016

(Expressed in Canadian dollars, unless otherwise noted)



6. Internal Controls over Financial Reporting

The Company's certifying officers acknowledge that they are responsible for designing internal controls over financial reporting or causing them to be designed under their supervision in order to provide reasonable assurance regarding the reliability of financial reporting and the preparation of consolidated financial statements for external purposes in accordance with IFRS.

Based upon the 2013 COSO Framework, the Company's certifying officers evaluated or caused to be evaluated under their supervision the effectiveness of the Company's internal controls over financial reporting. Based upon this assessment, management concluded that as at December 31, 2017 the Company's internal control over financial reporting was effective to provide reasonable assurance regarding the preparation of the Company's consolidated financial statements in accordance with IFRS.

The internal controls over financial reporting were designed to ensure that testing and reliance could be achieved. Management and the Board of Directors work to mitigate the risk of material misstatement in financial reporting; however, there can be no assurance that this risk can be reduced to less than a remote likelihood of material misstatement.

UEX CORPORATION

Management's Discussion and Analysis
For the year ended December 31, 2017 and 2016
(Expressed in Canadian dollars, unless otherwise noted)



7. Cautionary Statement Regarding Forward-Looking Information

This MD&A contains “forward-looking statements” within the meaning of applicable Canadian securities legislation. Such forward-looking statements include statements regarding the outlook for our future operations, plans and timing for the commencement or advancement of exploration activities on our properties, joint venture and option earn in arrangements, statements about future market conditions, supply and demand conditions, forecasts of future costs and expenditures, the outcome of any legal proceedings, and other expectations, intention and plans that are not historical fact. These forward-looking statements are based on certain factors and assumptions, including expected economic conditions, uranium, cobalt, and nickel prices, results of operations, performance and business prospects and opportunities.

Forward-looking statements are subject to a variety of known and unknown risks, uncertainties and other factors which could cause actual events or results to differ from those expressed or implied by the forward-looking statements, including, without limitation:

- UEX's exploration activities may not result in profitable commercial mining operations;
- risks associated with UEX's participation in joint ventures, ability to earn into joint venture and option arrangements;
- risks related to UEX's reliance on other companies as operators;
- risks related to uranium, cobalt, and nickel price fluctuations;
- the economic analysis contained in the 2011 technical report on UEX's Horseshoe-Raven project may no longer be accurate or reliable as prevailing uranium prices are lower than those used in the report;
- risks associated with competition for mineral properties from mining companies which have greater financial resources and more technical staff;
- risks related to reserves and mineral resource figures being estimates based on interpretations and assumptions which may prove to be unreliable;
- uncertainty in UEX's ability to raise financing and fund the exploration and development of its mineral properties which could cause UEX to reduce or be unable to earn interests in properties;
- uncertainty in competition from other energy sources and public acceptance of nuclear energy;
- risks related to dependence on key management employees;
- risks related to compliance with environmental laws and regulations which may increase costs of doing business and restrict our operations;
- risks related to officers and directors becoming associated with other natural resource companies which may give rise to conflicts of interests;
- risks related to accounting policies requiring UEX management to make estimates and assumptions that affect reported amounts of financial items;
- risks related to UEX's internal control systems providing reasonable, but not absolute, assurance on the reliability of its financial reporting;
- risks related to the market price of UEX's shares; and
- potential costs which could be associated with any liabilities not covered by insurance or in excess of insurance coverage.

This list is not exhaustive of the factors that may affect our forward-looking statements. Reference should also be made to factors described under “Risk Factors” in UEX's latest Annual Information Form filed on www.sedar.com. Should one or more of these risks and uncertainties materialize, or should underlying assumptions prove incorrect, actual results may vary materially from those described in the forward-looking statements. UEX's forward-looking statements are based on beliefs, expectations and opinions of management on the date the statements are made. For the reasons set forth above, investors should not place undue reliance on forward-looking statements.

Audited Financial Statements of

UEX CORPORATION

Years end December 31, 2017 and 2016



KPMG LLP
Chartered Professional Accountants
PO Box 10426 777 Dunsmuir Street
Vancouver BC V7Y 1K3
Canada

Telephone (604) 691-3000
Fax (604) 691-3031
Internet www.kpmg.ca

Independent Auditors' Report

To the Shareholders of UEX Corporation

We have audited the accompanying consolidated financial statements of UEX Corporation, which comprise the consolidated balance sheets as at December 31, 2017 and December 31, 2016, the consolidated statements of operations and comprehensive loss, changes in equity and cash flows for the years ended December 31, 2017 and December 31, 2016, and notes, comprising a summary of significant accounting policies and other explanatory information.

Management's Responsibility for the Consolidated Financial Statements

Management is responsible for the preparation and fair presentation of these consolidated financial statements in accordance with International Financial Reporting Standards, and for such internal control as management determines is necessary to enable the preparation of consolidated financial statements that are free from material misstatement, whether due to fraud or error.

Auditors' Responsibility

Our responsibility is to express an opinion on these consolidated financial statements based on our audits. We conducted our audits in accordance with Canadian generally accepted auditing standards. Those standards require that we comply with ethical requirements and plan and perform the audits to obtain reasonable assurance about whether the consolidated financial statements are free from material misstatement.

An audit involves performing procedures to obtain audit evidence about the amounts and disclosures in the consolidated financial statements. The procedures selected depend on our judgment, including the assessment of the risks of material misstatement of the consolidated financial statements, whether due to fraud or error. In making those risk assessments, we consider internal control relevant to the entity's preparation and fair presentation of the consolidated financial statements in order to design audit procedures that are appropriate in the circumstances, but not for the purpose of expressing an opinion on the effectiveness of the entity's internal control. An audit also includes evaluating the appropriateness of accounting policies used and the reasonableness of accounting estimates made by management, as well as evaluating the overall presentation of the consolidated financial statements.

We believe that the audit evidence we have obtained in our audits is sufficient and appropriate to provide a basis for our audit opinion.



Opinion

In our opinion, the consolidated financial statements present fairly, in all material respects, the consolidated financial position of UEX Corporation as at December 31, 2017 and December 31, 2016 and its consolidated financial performance and its consolidated cash flows for the years ended December 31, 2017 and December 31, 2016 in accordance with International Financial Reporting Standards.

KPMG LLP

Chartered Professional Accountants

Vancouver, Canada
March 19, 2018

UEX CORPORATION

Consolidated Balance Sheets

As at December 31, 2017 and 2016



| | Notes | 2017 | 2016 |
|---|-----------|----------------------|----------------------|
| Assets | | | |
| Current assets | | | |
| Cash and cash equivalents | 3 | \$ 5,106,761 | \$ 4,136,636 |
| Amounts receivable | 4 | 38,033 | 106,036 |
| Prepaid expenses | 5 | 171,049 | 142,357 |
| Investments – current portion | 15 | - | 144 |
| | | 5,315,843 | 4,385,173 |
| Non-current assets | | | |
| Deposits | 6 | 52,867 | 44,377 |
| Equipment | 7 | 244,021 | 267,184 |
| Mineral properties | 8 | 10,247,505 | 9,233,565 |
| Investments | 9, 15 | 8,750 | 21,000 |
| | | | |
| Total assets | | \$ 15,868,986 | \$ 13,951,299 |
| Liabilities and Shareholders' Equity | | | |
| Current liabilities | | | |
| Accounts payable and other liabilities | 10 | \$ 359,111 | \$ 532,975 |
| Non-current liabilities | | | |
| Security deposits | | 20,864 | - |
| | | | |
| Total liabilities | | 379,975 | 532,975 |
| Shareholders' equity | | | |
| Share capital | 12(b) | 193,850,256 | 186,603,862 |
| Share-based payments reserve | 12(c) | 2,544,760 | 3,231,238 |
| Accumulated other comprehensive income | 15 | 1,750 | 14,000 |
| Deficit | | (180,907,755) | (176,430,776) |
| | | | |
| | | 15,489,011 | 13,418,324 |
| | | | |
| Total liabilities and shareholders' equity | | \$ 15,868,986 | \$ 13,951,299 |
| Notes | | | |
| Nature and continuance of operations | 1 | | |
| Commitments | 12(d), 13 | | |
| Subsequent events | 12(e), 21 | | |
| Contingencies | 22 | | |

See accompanying notes to the consolidated financial statements.

Approved on behalf of the Board and authorized for issue on March 19, 2018.

"signed"

Roger M. Lemaitre

Director

"signed"

Emmet A. McGrath

Director

UEX CORPORATION

Consolidated Statements of Operations and Comprehensive Loss

Years ended December 31, 2017 and 2016



| | Notes | 2017 | 2016 |
|--|-------|----------------|----------------|
| Revenue | | | |
| Interest income | | \$ 66,539 | \$ 91,839 |
| Expenses | | | |
| Bank charges and interest | | 4,471 | 4,126 |
| Depreciation | | 29,197 | 30,109 |
| Exploration and evaluation expenditures | 17 | 4,224,084 | 4,825,953 |
| Filing fees and stock exchange | | 106,837 | 78,743 |
| Gain on sale of mineral property | | - | (17,184) |
| Legal and audit | | 125,760 | 140,181 |
| Loss on disposal of equipment | | 12,347 | 278 |
| Maintenance | | 8,419 | 13,679 |
| Office expenses | 18 | 333,913 | 189,035 |
| Project investigation | | 4,782 | - |
| Rent | | 143,338 | 139,259 |
| Salaries, net of project management fees | 19 | 556,830 | 513,933 |
| Share-based compensation | 12(c) | 483,085 | 367,808 |
| Travel and promotion | | 134,855 | 119,925 |
| Unrealized fair value loss on held-for-trading financial assets | 15 | 144 | 164 |
| Write-down of mineral properties | 8 | 900 | 1,500 |
| | | 6,168,962 | 6,407,509 |
| Loss before income taxes | | (6,102,423) | (6,315,670) |
| Deferred income tax recovery | 11 | 236,680 | 334,572 |
| Loss for the year | | \$ (5,865,743) | \$ (5,981,098) |
| Other comprehensive income (loss) | | | |
| Available-for-sale financial assets net change in fair value | 9, 15 | (12,250) | 14,000 |
| Comprehensive loss for the year | | \$ (5,877,993) | \$ (5,967,098) |
| Basic and diluted loss per share | | \$ (0.02) | \$ (0.02) |
| Basic and diluted weighted-average number of shares outstanding | | 315,987,328 | 284,020,404 |

See accompanying notes to the consolidated financial statements.

UEX CORPORATION

Consolidated Statements of Changes in Equity

Years ended December 31, 2017 and 2016



| | Number of common shares | Share capital | Share-based payments reserve | Accumulated other comprehensive income | Deficit | Total |
|---|-------------------------------|------------------|---------------------------------|---|------------------|---------------|
| December 31, 2015 | 246,015,069 | \$ 178,279,744 | \$ 3,067,912 | \$ - | \$ (170,692,913) | \$ 10,654,743 |
| Loss for the year | - | - | - | - | (5,981,098) | (5,981,098) |
| Issued pursuant to private placements | 50,523,810 | 9,250,000 | - | - | - | 9,250,000 |
| Share issuance costs | - | (505,882) | - | - | - | (505,882) |
| Value attributed to flow-through premium on issuance | - | (420,000) | - | - | - | (420,000) |
| Other comprehensive income (loss) | | | | | | |
| <i>Fair value change in AFS financial assets</i> | - | - | - | 14,000 | - | 14,000 |
| Share-based payment transactions | - | - | 406,561 | - | - | 406,561 |
| Transfer to deficit on expiry of share purchase options | - | - | (243,235) | - | 243,235 | - |
| December 31, 2016 | 296,538,879 | \$ 186,603,862 | \$ 3,231,238 | \$ 14,000 | \$ (176,430,776) | \$ 13,418,324 |
| Loss for the year | | | | | (5,865,743) | (5,865,743) |
| Issued pursuant to private placements | 28,259,994 | 8,011,599 | - | - | - | 8,011,599 |
| Share issuance costs | 389,200 | (765,205) | 135,274 | - | - | (629,931) |
| Other comprehensive income (loss) | | | | | | |
| <i>Fair value change in AFS financial assets</i> | - | - | - | (12,250) | - | (12,250) |
| Share-based payment transactions | - | - | 567,012 | - | - | 567,012 |
| Transfer to deficit on expiry of share purchase options | - | - | (1,388,764) | - | 1,388,764 | - |
| December 31, 2017 | 325,188,073 | \$ 193,850,256 | \$ 2,544,760 | \$ 1,750 | \$ (180,907,755) | \$ 15,489,011 |

See accompanying notes to the consolidated financial statements.

UEX CORPORATION

Consolidated Statements of Cash Flows

Years ended December 31, 2017 and 2016



| | Notes | 2017 | 2016 |
|--|-------|----------------|----------------|
| Cash provided by (used for): | | | |
| Operating activities | | | |
| Loss for the year | | \$ (5,865,743) | \$ (5,981,098) |
| Adjustments for: | | | |
| Depreciation | | 99,629 | 81,678 |
| Deferred income tax recovery | | (236,680) | (334,572) |
| Equipment charged to exploration on disposal | | - | 1,522 |
| Interest income | | (66,539) | (91,839) |
| Loss on disposal of equipment | | 12,347 | 278 |
| Part XII.6 tax | 12(d) | 4,249 | (2,043) |
| Share-based compensation | | 567,012 | 406,561 |
| Unrealized fair value loss on held-for-trading financial assets | | 144 | 164 |
| Write-down of mineral properties | 8(i) | 900 | 1,500 |
| Changes in: | | | |
| Amounts receivable | | 21,544 | (35,377) |
| Prepaid expenses and deposits | | (37,182) | (41,853) |
| Accounts payable and other liabilities | | 62,816 | (28,990) |
| Security deposit liability | | 20,864 | - |
| | | (5,416,639) | (6,024,069) |
| Investing activities | | | |
| Interest received | | 108,749 | 85,233 |
| Investment in mineral properties | | (1,014,840) | (3,750,000) |
| Purchase of equipment | | (93,113) | (58,737) |
| Proceeds on sale of furniture or equipment | | 4,300 | 277 |
| | | (994,904) | (3,723,227) |
| Financing activities | | | |
| Proceeds from common shares issued | 12(b) | 8,011,599 | 9,250,000 |
| Share issuance costs | 12(b) | (629,931) | (505,882) |
| | | 7,381,668 | 8,744,118 |
| Increase (decrease) in cash and cash equivalents during the year | | 970,125 | (1,003,178) |
| Cash and cash equivalents, beginning of year | | 4,136,636 | 5,139,814 |
| Cash and cash equivalents, end of year | | \$ 5,106,761 | 4,136,636 |
| Supplementary information | | | |
| <u>Non-cash transactions</u> | | | |
| Increase in other liabilities due to flow-through premiums | | \$ - | 420,000 |
| Decrease in other liabilities due to partial extinguishment of flow-through premiums on December 31, 2016 renouncements | | - | (183,320) |
| Decrease in other liabilities due to partial extinguishment of flow-through premiums on December 31, 2017 and 2016 renouncements | | (236,680) | (151,252) |
| Non-cash share-based compensation included in exploration and evaluation expenditures | | 83,927 | 38,753 |
| Depreciation included in exploration and evaluation expenditures | | 70,431 | 53,092 |

See accompanying notes to the consolidated financial statements.



1. Nature and continuance of operations

UEX Corporation (the “Company”) was incorporated under the Canada Business Corporations Act on October 2, 2001. The Company entered into an agreement with Pioneer Metals Corporation (“Pioneer”) and Cameco Corporation (“Cameco”) to establish the Company as a public uranium exploration company. On July 17, 2002, under a plan of arrangement with Pioneer, Pioneer transferred to the Company its uranium exploration properties and all related assets, including the Riou Lake and Black Lake projects. On the same date, Cameco transferred its Hidden Bay uranium exploration property and certain related assets, in exchange for shares of the Company.

The Company is currently engaged in the exploration and evaluation of its mineral properties located in the province of Saskatchewan. The Company’s shares are listed on the Toronto Stock Exchange under the symbol UEX. The head office and principal address is located at Unit 200 – 3530 Millar Avenue, Saskatoon, Saskatchewan, Canada S7P 0B6. The Company’s registered office is 885 West Georgia Street, 19th Floor, Vancouver, British Columbia, Canada V6C 3H4.

The Company is exploring and evaluating its mineral properties and has not yet determined whether its mineral properties contain mineral resources that are economically recoverable. The recoverability of amounts shown for mineral properties is dependent upon the discovery of economically recoverable mineral resources, the ability of the Company to obtain the necessary financing to complete exploration programs and development and upon future profitable production or proceeds from the disposition of its mineral properties. The Company performed an evaluation of impairment indicators under IFRS 6 for its mineral properties as at December 31, 2017 and has concluded that there are no indicators of impairment.

The Company has sufficient financial resources for exploration, evaluation, and administrative costs for at least, but not limited to, twelve months from the end of the reporting period. The Company will require additional financing and although it has been successful in the past, there is no assurance that it will be able to obtain adequate financing in the future or that such financing will be available on acceptable terms.

2. Basis of preparation and significant accounting policies

(a) Statement of compliance

These consolidated financial statements, including comparative figures have been prepared in accordance with International Financial Reporting Standards (“IFRS”), as issued by the International Accounting Standards Board (“IASB”). The accounting policies set out below have been applied consistently to all periods presented in these consolidated financial statements. The consolidated financial statements of UEX Corporation were reviewed by the Audit Committee and approved and authorized for issue by the Board of Directors on March 19, 2018.

(b) Functional and presentation currency

These consolidated financial statements are presented in Canadian dollars, which is the functional currency of the Company. Transactions in currencies other than the entity’s functional currency are recorded at the rate of exchange prevailing on the date of the transaction. Monetary assets and liabilities denominated in foreign currencies at the reporting date are retranslated to the functional currency at the exchange rate at that date. Translation gains and losses are recorded in profit or loss.

2. Basis of preparation and significant accounting policies (continued)

(c) Basis of consolidation:

These consolidated financial statements include the accounts of the Company and its subsidiaries. Subsidiaries are entities controlled by the Company. Control is having power over the entity, rights to variable returns from its involvement with the entity, and the ability to use its power to affect the amount of returns. All intercompany transactions and balances are eliminated on consolidation.

(d) Use of estimates and judgments

The preparation of consolidated financial statements requires management to make accounting estimates and assumptions requiring judgment in applying the Company's accounting policies. These estimates and assumptions may affect the reported amounts of assets and liabilities and the disclosure of contingent assets and liabilities at the date of the consolidated financial statements and the reported amounts of revenue and expenses during the reporting period. Estimates and underlying assumptions are reviewed on an ongoing basis. Revisions to accounting estimates are recognized in the period in which the estimates are revised and in any future periods affected. Actual amounts may differ from such estimates. Information about judgment and estimates is contained in the notes to the consolidated financial statements, with the key areas summarized below.

Significant areas requiring the use of critical judgments in applying accounting policies that have the most significant effect on the amounts recognized in the consolidated financial statements relate to:

- (i) Ongoing review for the support of the carrying value of mineral properties, including: consideration of ongoing and anticipated expenditures on the mineral properties; evaluation of the success of exploration to date and other general factors such as commodity prices and outlook; evaluation of UEX's market capitalization compared to the net assets of the Company (which are primarily mineral properties); and comparison to recent arm's length transactions for similar assets in order to evaluate the appropriateness of the carrying value presented in the consolidated financial statements (see Note 1 *Nature and continuance of operations*, Note 2(k) *Mineral properties* and Note 8 *Mineral properties*).
- (ii) Review of asset carrying values and impairment assessments for the Company considering whether circumstances have occurred which have impacted the estimated useful life of the assets such as damage or obsolescence, as well as the timing of impairments and the determination of recoverable amounts (see Note 2(j) *Equipment* and Note 7 *Equipment*).
- (iii) Evaluating company-specific facts and circumstances to determine whether accruals or recognition of liabilities may be required with respect to asset retirement obligations or other circumstances (see Note 2(l) *Provisions*).
- (iv) Interpretation of new accounting guidelines and assessing their potential impact on the Company's consolidated financial statements requires judgment with respect to company-specific facts and circumstances.
- (v) Ongoing review of the Company's ability to continue to operate as a going concern. These consolidated financial statements have been prepared on a going concern basis, which contemplates the realization of assets and the settlement of liabilities in the normal course of business.

2. Basis of preparation and significant accounting policies (continued)

(d) Use of estimates and judgments (continued)

Significant areas requiring assumptions and estimation that have a significant risk of resulting in a material adjustment within the next financial year relate to:

- (i) Estimates and/or assumptions used in determining the fair value of share-based compensation, including Black-Scholes inputs such as the expected forfeiture rate, volatility and life of share-purchase options (see Note 12(c) *Share-based compensation*).
- (ii) Assumptions used to estimate the useful lives of property, plant and equipment for determining appropriate depreciation rates (see Note 2(j) *Equipment* and Note 7 *Equipment*).
- (iii) Estimates that would be used, should the recording of a rehabilitation provision or asset retirement obligation be required in the consolidated financial statements in the future. Estimates would relate to the expected inflation rate, estimated mine life and the discount rates applied (see Note 2(l) *Provisions*).

(e) Joint arrangements

Joint arrangements are arrangements of which the Company has joint control, established by contracts requiring unanimous consent for decisions about the activities that significantly affect the arrangements' returns. They are classified and accounted for as follows:

- (i) *Joint operation* – when the Company has rights to the assets, and obligations for the liabilities, relating to an arrangement, it accounts for each of its assets, liabilities and transactions, including its share of those held or incurred jointly, in relation to the joint operation.
- (ii) *Joint venture* – when the Company has rights only to the net assets of the arrangement, it accounts for its interest using the equity method.

The Company has an interest in several joint operations relating to the exploration and evaluation of various properties in the western and northern Athabasca Basin. The consolidated financial statements include the Company's proportionate share of the joint operations' assets, liabilities, revenue and expenses with items of a similar nature on a line-by-line basis from the date that the joint arrangement commences until the date that the joint arrangement ceases. These interests are governed by contractual arrangements but have not been organized into separate legal entities or vehicles.

The Company does not have any joint arrangements that are classified as joint ventures.

(f) Cash and cash equivalents

Cash and cash equivalents consist of cash on hand, deposits in banks and highly liquid investments with an original maturity of three months or less.

(g) Financial assets

The Company classifies its financial assets in the following categories:

- (i) Financial assets at fair value through profit or loss ("FVTPL");
- (ii) Held-to-maturity investments;
- (iii) Available-for-sale financial assets; and
- (iv) Loans and receivables.

2. Basis of preparation and significant accounting policies (continued)

(g) Financial assets (continued)

The classification depends on the purpose for which the financial assets were acquired. Management determines the classification of financial assets at initial recognition.

Financial assets at FVTPL

Financial assets are classified as FVTPL when the financial asset is held for trading or is designated as FVTPL. A financial asset is classified as held for trading when it is purchased and incurred with the intention of generating profits in the near term, part of an identified portfolio of financial instruments that the Company manages and has an actual pattern of short-term profit-taking; or a derivative that is not designated as a hedging instrument.

Financial assets classified as FVTPL are stated at fair value with any resultant gain or loss recognized in profit or loss. The net gain or loss recognized incorporates any dividend or interest earned on the financial asset. Financial assets at FVTPL include warrants in other public companies (classified as held-for-trading) which are presented as non-current assets unless management intends to dispose of these assets within 12 months of the end of the reporting period.

Held-to-maturity investments

Investments are measured at amortized cost using the effective interest rate method. Transaction costs are added and amortized to the statement of operations over the life of the financial instrument on an effective yield basis. The Company does not have any assets classified as held-to-maturity investments.

Available-for-sale ("AFS") financial assets

Short-term investments are classified as available-for-sale and are carried at fair value (where determinable based on market prices of actively traded securities) with changes in fair value recorded in other comprehensive income ("OCI"). When financial assets classified as available-for-sale are sold or determined to be impaired, the cumulative fair value adjustments recognized in accumulated other comprehensive income are recognized in profit and loss. AFS assets are included in non-current assets unless the investment matures or management intends to dispose of it within 12 months of the end of the reporting period. The Company's AFS assets include marketable securities that are not held for the purpose of trading.

Loans and receivables

Loans and receivables are financial assets with fixed or determinable payments that are not quoted in an active market. Such assets are classified as current or non-current assets based on their maturity date and are measured initially at fair value and subsequently at amortized cost using the effective interest rate method. The Company has cash and cash equivalents, as well as trade and other amounts receivable and deposits classified as loans and receivables.

De-recognition of financial assets

A financial asset is de-recognized when the contractual right to the asset's cash flows expires or if the Company transfers the financial asset and substantially all risks and rewards of ownership to another entity.

2. Basis of preparation and significant accounting policies (continued)

(g) Financial assets (continued)

Impairment of financial assets

Financial assets, other than those at FVTPL, are assessed for indicators of impairment at each period end. Financial assets are impaired when there is objective evidence that, as a result of one or more events that occurred after the initial recognition of the financial asset, the estimated future cash flows of the investment have been impacted.

(h) Financial liabilities

Financial liabilities are classified as either financial liabilities at fair value through profit or loss or financial liabilities at amortized cost.

Financial liabilities

Financial liabilities at amortized cost are initially measured at fair value, net of transaction costs incurred and subsequently measured at amortized cost. Any difference between the amounts originally received, net of transaction costs, and the redemption value is recognized in profit or loss over the period to maturity using the effective interest method.

Financial liabilities are classified as current or non-current based on their maturity dates. The Company has classified accounts payable and other liabilities as other financial liabilities.

De-recognition of financial liabilities

The Company de-recognizes financial liabilities when, and only when, the Company's obligations are discharged, cancelled or they expire.

(i) Impairment of non-financial assets

Non-financial assets are evaluated at least annually by management for indicators that carrying value is impaired and may not be recoverable. When indicators of impairment are present, the recoverable amount of an asset is evaluated at the level of a cash generating unit ("CGU"), the smallest identifiable group of assets that generates cash inflows that are largely independent of the cash inflows from other assets or groups of assets. The recoverable amount of a CGU is the greater of the CGU's fair value less costs to sell and its value in use. An impairment loss is recognized in profit or loss to the extent the carrying amount exceeds the recoverable amount.

(j) Equipment

Equipment is stated at cost less accumulated depreciation and accumulated impairment losses. Cost comprises the fair value of consideration given to acquire or construct an asset and includes the direct charges associated with bringing the asset to the location and condition necessary for putting it into use, along with the future cost of dismantling and removing the asset.

When parts of an item of equipment have different useful lives, they are accounted for as separate items (major components) of equipment. The costs of the day-to-day servicing of equipment are recognized in profit or loss as incurred.

2. Basis of preparation and significant accounting policies (continued)

(j) Equipment (continued)

Depreciation

Depreciation is based on the cost of an asset less its residual value. Depreciation is provided over the expected useful lives of the assets.

Depreciation methods and expected useful lives are reviewed at each reporting date and adjusted as required. All assets are depreciated on a straight-line basis over their useful lives as follows:

| Asset | Basis | Useful Life |
|------------------------|---------------|-------------------------------------|
| Exploration camp | Straight line | 5 - 20 years |
| Exploration equipment | Straight line | 3 - 5 years |
| Computer equipment | Straight line | 1 - 5 years |
| Office furniture | Straight line | 3 - 5 years |
| Leasehold improvements | Straight line | Lesser of term of lease or 10 years |

(k) Mineral properties

Exploration and evaluation assets and expenses

The Company capitalizes all costs relating to the acquisition of mineral claims. All exploration and evaluation costs are expensed until properties are determined to have economically recoverable reserves. Once a decision to proceed with development has been approved, all subsequent costs incurred for development will be capitalized as a component of property and equipment. Expenditures incurred before the Company has obtained the legal rights to explore a specific area are expensed as incurred.

The recovery of amounts shown for mineral properties is dependent upon the discovery of economically recoverable reserves, the ability of the Company to obtain financing to complete exploration and development of the properties and on future profitable production or proceeds of disposition. The underlying value of all properties is dependent on the existence and economic recovery of mineral resources in the future which includes acquiring the necessary permits and approvals. The Company recognizes in income costs recovered on mineral properties when amounts received or receivable are in excess of the carrying amount.

All capitalized mineral properties are monitored for indications of impairment. Where a potential impairment is indicated, assessments are performed for each area of interest. To the extent that the capitalized acquisition cost is determined to be impaired, this amount is recorded as a write-down of interest in mineral properties in the statement of operations and comprehensive loss in the period.

2. Basis of preparation and significant accounting policies (continued)

(k) Mineral properties (continued)

Development properties

When mineral reserves have been determined and the decision to proceed with development has been approved, capitalized mineral property costs are tested for impairment then reclassified as a component of property, plant and equipment. The expenditures related to development and construction are capitalized as construction-in-progress. Costs associated with the testing of new assets incurred in the period before they are operating in the manner intended by management are capitalized. Development expenditures are net of the proceeds of the sale of metals from ore extracted during the development phase (before the assets are operating in the manner intended by management). Interest on borrowings related to the construction and development of assets are capitalized as pre-production costs and classified as a component of property, plant and equipment. Upon reaching commercial production (operating in the manner intended by management), these capitalized costs are amortized over the estimated reserves on a unit-of-production basis.

Reserve and resource estimates

The Company estimates its reserves and mineral resources based on information compiled by Qualified Persons as defined in accordance with Canadian Securities Administrators National Instrument 43-101 (Standards for Disclosure of Mineral Projects). Reserves are used when performing impairment assessments on the Company's mineral properties once they have moved from Exploration and Evaluation to Development. There are numerous uncertainties inherent in the estimation of mineral reserves and assumptions that are valid at the time of estimation may change significantly when new information becomes available. Changes in the forecasted prices of commodities, exchange rates, production costs or recovery rates may change the economic status of reserves and may, ultimately, result in the reserves being revised.

(l) Provisions

General

Provisions are recorded when a present legal or constructive obligation exists as a result of past events where it is probable that an outflow of resources embodying economic benefits will be required to settle the obligation and a reliable estimate of the amount of the obligation can be made. The expense relating to any provision is presented in profit or loss net of any reimbursement.

Environmental rehabilitation provision

The Company recognizes the fair value of a liability for environmental rehabilitation in the period in which the Company is legally or constructively required to remediate, if a reasonable estimate of fair value can be made, based on an estimated future cash settlement of the environmental rehabilitation obligation, discounted at a pre-tax rate that reflects the current market assessments of the time value of money and the risks specific to the obligation.

The environmental rehabilitation obligation is recorded as a liability and the offset is capitalized as part of the carrying amount of the associated long-lived asset. The capitalized environmental rehabilitation cost is amortized on the same basis as the related asset. The liability is adjusted for the accretion of the discounted obligation and any changes in the amount or timing of the underlying future cash flows. Significant judgments and estimates are involved in forming expectations of the amounts and timing of environmental rehabilitation cash flows. The Company has assessed each of its mineral projects and determined that no material environmental rehabilitations exist as the disturbance to date is minimal.

2. Basis of preparation and significant accounting policies (continued)

(m) Income taxes

Income tax expense comprises current and deferred tax. It is recognized in profit or loss except to the extent that it relates to a business combination, or items recognized directly in equity or in OCI.

Current tax comprises the expected tax payable or receivable on the taxable income or loss for the year and any adjustment to the tax payable or receivable in respect of previous years. It is measured using tax rates enacted or substantively enacted at the reporting date. Current tax also includes any tax arising from dividends. Current tax assets and liabilities are offset only if certain criteria are met.

Deferred tax assets and liabilities are recognized for the future tax consequences attributable to differences between the financial statement carrying amounts of existing assets and liabilities and their respective tax bases. Deferred tax assets and liabilities are measured using substantively enacted tax rates expected to apply to taxable income in the years in which those temporary differences are expected to be recovered or settled. Deferred tax assets also result from unused loss carry-forwards, resource-related income tax pools and timing differences for other deductions. A deferred tax asset is recognized for unused tax losses, tax credits and deductible temporary differences to the extent that it is probable that future taxable profits will be available against which they can be utilized. Deferred tax assets are reviewed at each reporting date and are reduced to the extent that it is no longer probable that the related tax benefit will be realized.

(n) Flow-through shares

Under Canadian income tax legislation, a company is permitted to issue shares whereby the company agrees to incur qualifying expenditures and renounce the related income tax deductions to the investors. To account for flow-through shares, the Company allocates total proceeds from the issuance of flow-through shares between the offering of shares and the sale of tax benefits.

The total amount allocated to the offering of shares is based on the quoted price of the underlying shares. The remaining amount which is allocated to the sale of tax benefits is recorded as a liability and is reversed to profit or loss when the qualifying expenditures are incurred and the tax benefits are renounced. The tax effect of the renunciation is recorded at the time the Company makes the renunciation, which may differ from the effective date of renunciation. If the flow-through shares are not issued at a premium, a liability is not established.

(o) Share capital

Common shares are classified as equity. The Company records proceeds from share issuances net of direct issue costs. Common shares issued for consideration, other than cash, are valued at the quoted market price on the date the shares are issued.

(p) Valuation of warrants

The Company has adopted the residual value method with respect to the measurement of shares and warrants issued as part of units. The residual value method first allocates value to common shares issued in the private placements at their fair value, as determined by the closing quoted bid price on the announcement date or the price protection date, if applicable. The balance remaining, if any, is allocated to the warrants with the value recorded in shareholders' equity under warrant reserve.

2. Basis of preparation and significant accounting policies (continued)

(q) Share-based payments

The Company has a share option plan which is described in Note 12(c). The fair value of all share-based awards is estimated using the Black-Scholes option-pricing model at the grant date and amortized over the vesting periods. An individual is classified as an employee when the individual is an employee for legal or tax purposes (direct employee) or provides services similar to those performed by a direct employee, including directors of the Company. Share-based payments to non-employees are measured at the fair value of the goods or services received or the fair value of the equity instruments issued if it is determined the fair value of the goods or services cannot be reliably measured and are recorded at the date the goods or services are received. The amount recognized as an expense is adjusted to reflect the number of awards expected to vest.

None of the Company's awards call for settlement in cash or other assets. Consideration received on the exercise of share purchase options is recorded as share capital and the related share-based payments reserve is transferred to share capital. The offset to the recorded cost is to share-based payments reserve. Charges for share purchase options that are forfeited before vesting are reversed from share-based payments reserve. For those share purchase options that expire or are forfeited after vesting, the amount previously recorded in share-based payments reserve is transferred to deficit.

(r) Earnings (loss) per share

Basic earnings (loss) per share is calculated using the weighted-average number of common shares outstanding and earnings (loss) available to shareholders. For all periods presented, earnings (loss) available to shareholders equals reported earnings (loss). The treasury share method is used to calculate diluted earnings per share. Under the treasury share method, the weighted-average number of common shares outstanding for the calculation of diluted loss per share assumes that the proceeds received on exercise of diluted share purchase options and share purchase warrants are used to repurchase outstanding shares at average market prices during the period. The calculation of diluted earnings (loss) per share excludes the effects of share purchase options and warrants that would be anti-dilutive.

(s) Recent accounting announcements

The International Accounting Standards Board has issued IFRS 9 *Financial Instruments* ("IFRS 9") to replace IAS 39 *Financial Instruments*, which is intended to reduce the complexity in the measurement and classification of financial instruments. The current version of IFRS 9 has a mandatory effective date of January 1, 2018 and is available for early adoption. The Company does not expect IFRS 9 to have a material impact on the consolidated financial statements. The classification and measurement of the Company's financial assets is not expected to change under IFRS 9 because of the nature of the Company's operations and the types of financial assets that it holds.

In January of 2016, the IASB issued IFRS 16 *Leases* ("IFRS 16") which replaces the existing leasing standard, IAS 17 *Leases*. The new standard effectively eliminates the distinction between operating and finance leases for lessees, while lessor accounting remains largely unchanged with the distinction between operating and finance leases retained. IFRS 16 takes effect on January 1, 2019, with earlier application permitted. The Company has not yet evaluated the impact of adopting this standard and does not intend to early adopt.

UEX CORPORATION

Notes to the Consolidated Financial Statements

For the years ended December 31, 2017 and 2016



2. Basis of preparation and significant accounting policies (continued)

(s) Recent accounting announcements (continued)

On May 28, 2014, the IASB issued IFRS 15 *Revenue from Contracts with Customers* establishes a comprehensive framework for determining whether, how much and when revenue is recognized. It replaces existing revenue recognition guidance, including IAS 18 *Revenue*, IAS 11 *Construction Contracts* and IFRIC 13 *Customer Loyalty Programs*. The effective date is for reporting periods beginning on or after January 1, 2018 with early application permitted. The Company does not expect this standard to have a significant impact to the consolidated financial statements.

(t) Reclassification of Comparative Period Presentation

Certain comparative period amounts have been reclassified to conform with the current year's presentation.

3. Cash and cash equivalents

| | December 31 2017 | December 31 2016 |
|---------------------|---------------------|---------------------|
| Cash | \$ 253,081 | \$ 290,603 |
| Short-term deposits | 4,853,680 | 3,846,033 |
| | \$ 5,106,761 | \$ 4,136,636 |

4. Amounts receivable

| | December 31 2016 | December 31 2016 |
|---------------------|---------------------|---------------------|
| Interest receivable | \$ 15,605 | \$ 53,564 |
| Other receivables | 22,428 | 52,472 |
| | \$ 38,033 | \$ 106,036 |

Interest receivable reflects unpaid interest earned on short-term deposits. Other receivables include \$22,428 of Goods and Services Tax (GST) receivable as at December 31, 2017 (December 31, 2016 - \$51,826).

5. Prepaid expenses

| | December 31 2017 | December 31 2016 |
|---------------------|---------------------|---------------------|
| Advances to vendors | \$ 109,976 | \$ 50,000 |
| Prepaid expenses | 61,073 | 92,357 |
| | \$ 171,049 | \$ 142,357 |

UEX CORPORATION

Notes to the Consolidated Financial Statements

For the years ended December 31, 2017 and 2016



6. Deposits

| | December 31 2017 | December 31 2016 |
|----------|---------------------|---------------------|
| Deposits | \$ 52,867 | \$ 44,377 |

The Company paid deposits in 2017 relating to new operating leases for its premises. The leases expire between July 31, 2018 and February 29, 2024 (see Note 13 *Commitments*).

7. Equipment

| | Exploration camp | Exploration equipment | Computing equipment | Furniture and fixtures | Total |
|--|---------------------|--------------------------|------------------------|---------------------------|------------|
| Cost | | | | | |
| Balance at December 31, 2015 | \$ 99,327 | \$ 394,864 | \$ 302,631 | \$ 95,332 | \$ 892,154 |
| Additions | - | 31,358 | 12,754 | 14,625 | 58,737 |
| Disposals | - | (3,811) | (1,311) | (7,422) | (12,544) |
| Balance at December 31, 2016 | 99,327 | 422,411 | 314,074 | 102,535 | 938,347 |
| Additions | - | 76,770 | 15,319 | 1,024 | 93,113 |
| Disposals | - | (20,861) | (41,891) | (12,333) | (75,085) |
| Balance at December 31, 2017 | \$ 99,327 | \$ 478,320 | \$ 287,502 | \$ 91,226 | \$ 956,375 |
| Accumulated depreciation and impairment | | | | | |
| Balance at December 31, 2015 | \$ 55,994 | \$ 326,950 | \$ 203,836 | \$ 13,172 | \$ 599,952 |
| Depreciation charge for the year | 7,883 | 23,822 | 30,004 | 19,969 | 81,678 |
| Disposals | - | (2,288) | (1,311) | (6,868) | (10,467) |
| Balance at December 31, 2016 | 63,877 | 348,484 | 232,529 | 26,273 | 671,163 |
| Depreciation charge for the year | 7,218 | 37,081 | 35,206 | 20,124 | 99,629 |
| Disposals | - | (11,126) | (41,891) | (5,421) | (58,438) |
| Balance at December 31, 2017 | \$ 71,095 | \$ 374,439 | \$ 225,844 | \$ 40,976 | \$ 712,354 |
| Net book value | | | | | |
| Balance at December 31, 2015 | \$ 43,333 | \$ 67,914 | \$ 98,795 | \$ 82,160 | \$ 292,202 |
| Balance at December 31, 2016 | \$ 35,450 | \$ 73,927 | \$ 81,545 | \$ 76,262 | \$ 267,184 |
| Balance at December 31, 2017 | \$ 28,232 | \$ 103,881 | \$ 61,658 | \$ 50,250 | \$ 244,021 |

UEX CORPORATION

Notes to the Consolidated Financial Statements

For the years ended December 31, 2017 and 2016



8. Mineral properties

Exploration and evaluation assets – acquisition costs

| | Hidden Bay (i) (ii) (iii) | Black Lake (vii) | Christie Lake (ix) | Other (iv) | Total |
|-------------------------------------|------------------------------|---------------------|-----------------------|---------------|---------------|
| Balance at December 31, 2015 | \$ 4,475,680 | \$ 759,385 | \$ 250,000 | \$ - | \$ 5,485,065 |
| Additions | - | - | 3,750,000 | - | 3,750,000 |
| Impairment charge for the year | (1,500) | - | - | - | (1,500) |
| Balance at December 31, 2016 | 4,474,180 | 759,385 | 4,000,000 | - | 9,233,565 |
| Additions | 3,126 | - | 1,000,000 | 11,714 | 1,014,840 |
| Impairment charge for the year | (900) | - | - | - | (900) |
| Balance at December 31, 2017 | \$ 4,476,406 | \$ 759,385 | \$ 5,000,000 | \$ 11,714 | \$ 10,247,505 |

The Company's mineral property interests include both 100% owned projects as well as joint operations in which the Company has less than 100% ownership. The joint operations are governed by contractual arrangements but have not been organized into separate legal entities or vehicles.

The joint arrangements that the Company is party to in some cases entitle the Company to a right of first refusal on the projects should one of the partners choose to sell their interest. The joint arrangements are governed by a management committee which sets the annual exploration budgets for these projects. Should the Company be unable to, or choose not to, fund its required contributions as outlined in the agreement, there is a risk that the Company's ownership interest could be diluted. As a result of decisions to fund exploration programs for the joint arrangements, the Company may choose to complete further equity issuances or fund these amounts through the Company's general working capital.

100% owned projects

(i) Hidden Bay Project

The Company's 100% owned Hidden Bay Project includes exploration areas Tent Seal, Telephone-Shamus, Rabbit West, Wolf Lake, Rhino, Dwyer-Mitchell, and Umpherville River and is located in the eastern Athabasca Basin of northern Saskatchewan, Canada.

The Umpherville River mineral claims that are included as part of the Hidden Bay Project are subject to a 2% NSR royalty on 20% of the project for each mineral produced (equivalent to a 0.4% NSR on the total project) with the NSR on uranium capped at \$10 million.

(ii) Horseshoe-Raven Project

The Company's 100% owned Horseshoe-Raven Project includes the Horseshoe and Raven Deposits and is located in the eastern Athabasca Basin of northern Saskatchewan, Canada. Acquisition costs for Horseshoe-Raven Project are included in the Hidden Bay Project and evaluated as a group given their proximity to each other and the ability to spread assessment credits.

8. Mineral properties (continued)

Exploration and evaluation assets (continued)

100% owned projects (continued)

(iii) West Bear Co-Ni Prospect

The West Bear Co-Ni Prospect lands are 100% owned by UEX with the exception of Mineral Lease 5424 which is a joint venture between UEX (77.575%), Empresa Nacional Del Uranio S.A. (7.680%), Nordostschweizerische Kraftwerke A.G. (7.68%) and Encana (7.066%). West Bear was acquired from Cameco upon UEX's formation in 2001 as part of the Hidden Bay Project, which established Cameco's initial equity position in UEX. Acquisition costs for the West Bear Co-Ni Prospect are included in the Hidden Bay Project and evaluated as a group given their proximity to each other and the ability to spread assessment credits.

(iv) Other Projects

UEX acquired the Parry Lake Project and Laurie North Project via staking.

The Parry Lake Project was acquired due to its proximity to the Patterson Lake Corridor and its potential to host different types of uranium deposits.

The Laurie North Project claims cover the gap between the Laurie and Uchrich projects that is believed to overlie extensions of electromagnetic conductivity between the existing projects.

An ownership position in both projects were offered to Orano as per area of interest provisions of the Western Athabasca Option Agreement. Orano elected not to exercise its rights to acquire a stake in the two projects.

(v) Riou Lake Project

The Company holds a 100% interest in the Riou Lake Project located in the northern Athabasca Basin. UEX continues to maintain several Riou Lake claims in good standing. Mineral property acquisition costs associated with the Riou Lake Project were written off previously due to a lack of ongoing exploration activity.

Joint operations

(vi) Western Athabasca Projects

On April 10, 2013, an agreement was signed with Orano Canada Inc. ("Orano") (formerly AREVA Resources Canada Inc.) which grants UEX the option to increase its ownership interest in the Western Athabasca Projects (the "Projects"), which includes the Shea Creek Project, by 0.9% to a maximum interest of 49.9% by spending \$18.0 million on exploration over the six-year period ending December 31, 2018. UEX is under no obligation to propose a budget in any year of the agreement.

UEX CORPORATION

Notes to the Consolidated Financial Statements

For the years ended December 31, 2017 and 2016



8. Mineral properties (continued)

Exploration and evaluation assets (continued)

Joint operations (continued)

(vi) Western Athabasca Projects (continued)

The Projects, located in the western Athabasca Basin, which include the Kianna, Anne, Colette and 58B Deposits located at the Shea Creek Project, are eight joint ventures with the Company holding an approximate 49.1% interest and Orano holding an approximate 50.9% interest in all projects as at December 31, 2017 and 2016, except for:

- the Laurie Project, where the Company has an approximate 33.0% interest as at December 31, 2017 and 42.2% interest as at December 31, 2016;
- the Mirror River Project, where the Company has an approximate 32.3% interest as at December 31, 2017 and 41.9% interest as at December 31, 2016;
- the Nikita Project where the Company has an approximate 42.0% interest as at December 31, 2017 and 49.1% interest as at December 31, 2016; and
- the Uchrich Project where the Company has an approximate 30.5% interest as at December 31, 2017 and 49.1% interest as at December 31, 2016.

The Kianna, Anne and Colette deposits are subject to a royalty of US\$0.212 per pound of U_3O_8 sold to a maximum royalty of US\$10,000,000.

In 2018, Orano proposed budgets of \$0.6 million on Alexandra and \$2.2 million on Nikita of which UEX has decided not to fund. Interests on these projects are anticipated to drop as follows, should Orano complete the approved programs. This decision does not impact the ownership interest in the Brander, Erica, Laurie, Mirror River, Shea Creek, and Uchrich Projects. Although acquisition costs associated with the Western Athabasca Projects were previously written off, UEX has no intention to abandon these projects.

| Ownership interest (%) | December 31, 2017 | | | Projected interest, December 31, 2018 | | |
|------------------------|-------------------|---------|----------|---------------------------------------|---------|----------|
| | UEX | Orano | Total | UEX | Orano | Total |
| Alexandra | 49.0975 | 50.9025 | 100.0000 | 39.6127 | 60.3873 | 100.0000 |
| Nikita | 42.0413 | 57.9587 | 100.0000 | 22.7809 | 77.2191 | 100.0000 |

8. Mineral properties (continued)

Exploration and evaluation assets (continued)

Joint operations (continued)

(vii) Black Lake Project

The Black Lake Project ("Black Lake"), located in the northern Athabasca Basin, is a joint venture with the Company holding a 90.92% interest and Orano holding a 9.08% interest as at December 31, 2017 and December 31, 2016.

Uracan Resources Ltd. ("Uracan") had an option to earn into the Black Lake Project but did not meet the exploration expenditures required under the amended Black Lake Project earn-in agreement by December 31, 2016 and UEX did not extend the funding deadline. On January 20, 2017, UEX terminated the earn-in agreement with Uracan, with Uracan earning no interest in the Black Lake Project.

On April 6, 2017, ALX Uranium Corp. ("ALX") entered into a letter of intent ("LOI") with UEX to complete a due diligence review of the Black Lake Project. On July 26, 2017, ALX informed the Company that they had completed their review and wished to proceed with an option to acquire up to a 75% interest in the Project.

On September 5, 2017, ALX and UEX entered into an Option Agreement, under which ALX will have the right to earn a 75% interest in three stages as follows:

- Stage 1 - By completing \$1,000,000 in exploration work on the project and issuing to UEX a total of 5,000,000 common shares of ALX to earn an initial 40% interest in the project by September 5, 2018;
- Stage 2 - By completing an additional \$2,000,000 (for a cumulative total of \$3,000,000) in exploration work and issuing a further 4,000,000 common shares of ALX to the Company (for a cumulative total of 9,000,000 ALX common shares) to earn an additional 11% interest in the project (cumulative interest of 51%) by March 5, 2020;
- Stage 3 - By completing an additional \$3,000,000 (for a cumulative total of \$6,000,000) in exploration work and issuing a further 3,000,000 common shares of ALX to the Company (for a cumulative total of 12,000,000 ALX common shares) to earn an additional 24% interest in the project (cumulative interest of 75%) by September 5, 2021.

Upon signing of the LOI, ALX paid \$25,000 to UEX and were permitted to conduct up to \$100,000 in exploration work. ALX completed \$87,000 of exploration work that will be credited towards the Stage 1 exploration work commitment. Upon vesting any interest, ALX will become a party to the Black Lake Joint Venture.

ALX will be earning its interest in the Black Lake Project exclusively from UEX's 90.92% interest in the Joint Venture. Orano has agreed to waive their first right of refusal on the transfer of any of UEX's ownership interest to ALX.

UEX CORPORATION

Notes to the Consolidated Financial Statements

For the years ended December 31, 2017 and 2016



8. Mineral properties (continued)

Exploration and evaluation assets (continued)

Joint operations (continued)

(viii) Beatty River Project

The Company has a 25% interest in the Beatty River Project, which is located in the western Athabasca Basin. Orano is the operator of this project. Although acquisition costs associated with the Beatty River Project were previously written off, UEX has no intention to abandon this project.

(ix) Christie Lake Project

The Company has earned a 45% interest in the Christie Lake Project by making \$5 million in cash payments and completing \$8.0 million in exploration work. The Project is located in the eastern Athabasca Basin and JCU (Canada) Exploration Company Limited ("JCU") holds a 55% interest. UEX is the operator of this project and has an option to earn up to a 70% interest in the project by making a total of \$7 million in cash payments and completing a total of \$15 million in exploration on the property. A summary of cash payments and exploration expenditures made to date and commitments remaining is summarized in the table below.

| Date | Cash Payments | Exploration Work | UEX Cumulative Interest Earned |
|-------------------------|---------------------|-----------------------------|--------------------------------|
| Completed: | | | |
| As at December 31, 2017 | \$ 5,000,000 | 7,962,022 ⁽¹⁾⁽²⁾ | 45.00 % |
| To be completed: | | | |
| Before January 1, 2019 | 1,000,000 | 2,037,978 ⁽²⁾ | 60.00 % |
| Before January 1, 2020 | 1,000,000 | 5,000,000 | 70.00 % |
| | \$ 2,000,000 | \$ 7,037,978 | |
| Total | \$ 7,000,000 | \$ 15,000,000 | 70.00 % |

(1) Cumulative exploration work completed does not include \$100,159 of share based compensation relating to the Christie Lake Project, which is not an eligible earn-in expenditure.

(2) Exploration work completed in excess of the minimum yearly commitment is applied to future years' commitments. Exploration work commitments per the earn-in agreement are as follows:

- \$2,500,000 before January 1, 2017 (completed)
- \$2,500,000 before January 1, 2018 (completed),
- \$5,000,000 before January 1, 2019 (\$2,962,022 completed); and
- \$5,000,000 before January 1, 2020.

UEX CORPORATION

Notes to the Consolidated Financial Statements

For the years ended December 31, 2017 and 2016



8. Mineral properties (continued)

Exploration and evaluation assets (continued)

Joint operations (continued)

UEX is party to the following joint arrangements:

| <u>Ownership interest (%)</u> | December 31, 2017 | | | | December 31, 2016 | | | |
|-------------------------------|-------------------|---------|---------|----------|-------------------|---------|---------|----------|
| | UEX | Orano | JCU | Total | UEX | Orano | JCU | Total |
| <i>Beatty River</i> | 25.0000 | 50.7020 | 24.2980 | 100.0000 | 25.0000 | 50.7020 | 24.2980 | 100.0000 |
| <i>Black Lake</i> | 90.9200 | 9.0800 | - | 100.0000 | 90.9200 | 9.0800 | - | 100.0000 |
| <i>Christie Lake</i> | 45.0000 | - | 55.0000 | 100.0000 | 30.0000 | - | 70.0000 | 100.0000 |
| <i>Western Athabasca</i> | | | | | | | | |
| <i>Alexandra</i> | 49.0975 | 50.9025 | - | 100.0000 | 49.0975 | 50.9025 | - | 100.0000 |
| <i>Brander</i> | 49.0975 | 50.9025 | - | 100.0000 | 49.0975 | 50.9025 | - | 100.0000 |
| <i>Erica</i> | 49.0975 | 50.9025 | - | 100.0000 | 49.0975 | 50.9025 | - | 100.0000 |
| <i>Laurie</i> | 32.9876 | 67.0124 | - | 100.0000 | 42.1827 | 57.8173 | - | 100.0000 |
| <i>Mirror River</i> | 32.3354 | 67.6646 | - | 100.0000 | 41.9475 | 58.0525 | - | 100.0000 |
| <i>Nikita</i> | 42.0413 | 57.9587 | - | 100.0000 | 49.0975 | 50.9025 | - | 100.0000 |
| <i>Shea Creek</i> | 49.0975 | 50.9025 | - | 100.0000 | 49.0975 | 50.9025 | - | 100.0000 |
| <i>Uchrich</i> | 30.4799 | 69.5201 | - | 100.0000 | 49.0975 | 50.9025 | - | 100.0000 |

9. Investments

The Company holds 350,000 common shares of Uracon. In early 2013, UEX received 300,000 common shares and 150,000 common share purchase warrants from Uracon as partial consideration for the signing of an agreement which allows Uracon to earn a 60% interest in the Black Lake Project (see Note 8(vii)). On February 13, 2016, these warrants expired.

On June 23, 2014, UEX entered into an amendment to the earn-in agreement with Uracon which deferred \$422,440 in exploration commitments from 2014 and added these to the 2015 exploration commitments. Upon execution of this agreement, UEX received from Uracon a further 50,000 common shares and 25,000 common share purchase warrants. On June 23, 2017, these warrants expired.

These common shares are being held for long-term investment purposes. The shares have been classified as *Available-for-sale* ("AFS") financial assets and are carried at fair value, with changes in fair value reflected in other comprehensive income.

| <u>Investments</u> | <u>December 31</u> <u>2017</u> | <u>December 31</u> <u>2016</u> |
|---|-----------------------------------|-----------------------------------|
| Common shares held – Uracon ⁽¹⁾ (TSX.V: URC) (see Note 15) | \$ 8,750 | \$ 21,000 |

⁽¹⁾ The initial fair value of the shares was \$29,750 based on the market closing prices on February 13, 2013 (\$27,000) and June 23, 2014 (\$2,750), the dates the shares were received.

The fair value of the Uracon common shares is based on the market price for these actively traded securities.

UEX CORPORATION

Notes to the Consolidated Financial Statements

For the years ended December 31, 2017 and 2016



10. Accounts payable and other liabilities

| | December 31 2016 | December 31 2016 |
|----------------------------|---------------------|---------------------|
| Trade payables | \$ 85,547 | \$ 57,427 |
| Other liabilities | 273,564 | 238,868 |
| Flow-through share premium | - | 236,680 |
| | \$ 359,111 | \$ 532,975 |

Other liabilities comprise general and exploration costs incurred in the period for which invoices had not been received at the balance sheet date.

The flow-through share premium at December 31, 2016 represents the difference between the subscription price of \$0.25 per share and the market price at issuance of \$0.23 per share related to the May 17, 2016 flow-through private placement of 21,000,000 shares (\$420,000). Flow-through premium of \$183,320 relating to flow-through renunciation under the general rule was extinguished during the year ended December 31, 2016. In February 2017, the flow-through share premium of \$236,680 relating to unspent amounts of \$2,958,500 at December 31, 2016 from the May 17, 2016 flow-through placement was extinguished as the funds were spent on qualifying expenditures during 2017.

11. Income taxes

The tax effect (computed by applying the Canadian federal and provincial statutory rate) of the significant temporary differences, which comprise deferred income tax assets and liabilities, is as follows:

| | 2017 | 2016 |
|---|----------------|----------------|
| Canadian statutory income tax rate | 26.75% | 27.00% |
| Loss before income taxes | \$ (6,102,423) | \$ (6,315,670) |
| Income tax recovery at statutory rate | 1,632,398 | 1,705,231 |
| Tax effect of: | | |
| Permanent differences | (153,494) | 24,752 |
| Flow-through expenditures renounced and other | (1,769,020) | (736,113) |
| Valuation allowance | 526,796 | (659,298) |
| Income tax provision | \$ 236,680 | \$ 334,572 |

The Company recognized a deferred income tax recovery of \$236,680 for the year ended December 31, 2017 (2016 - \$334,572) related to the extinguishment of the flow-through premium related to flow-through shares renounced during the year ended December 31, 2017. Flow-through premiums related to the following placements as renounced resulted in deferred tax recoveries as follows:

| | Year ended December 31 | |
|--|------------------------|------------|
| | 2017 | 2016 |
| May 11, 2015 placement flow-through premium of \$275,000 | \$ - | \$ 151,252 |
| May 17, 2016 placement flow-through premium of \$420,000 | 236,680 | 183,320 |
| | \$ 236,680 | \$ 334,572 |

UEX CORPORATION

Notes to the Consolidated Financial Statements

For the years ended December 31, 2017 and 2016



11. Income taxes (continued)

At December 31, 2017, the Company has Canadian non-capital income tax losses carried forward of approximately \$18.5 million which are available to offset future years' taxable income. These losses expire as follows:

| | | December 31 2017 |
|------|----|-----------------------------|
| 2037 | \$ | 1,691,543 |
| 2036 | | 1,455,378 |
| 2035 | | 2,157,909 |
| 2034 | | 2,128,882 |
| 2033 | | 1,870,696 |
| 2032 | | 1,787,321 |
| 2031 | | 1,684,498 |
| 2030 | | 1,642,206 |
| 2029 | | 2,666,670 |
| 2028 | | 1,458,771 |
| | \$ | 18,543,874 |

The unrecognized deductible temporary differences at December 31, 2017 and 2016 are as follows:

| | Year ended December 31 | |
|-----------------------------------|-------------------------------|----------------|
| | 2017 | 2016 |
| Non-capital loss carryforwards | \$ 18,543,874 | \$ 16,852,331 |
| Charitable donations | 2,000 | 9,000 |
| Equipment | 923,160 | 795,700 |
| Investments | 30,820 | 18,426 |
| Mineral resource expenditure pool | 78,239,492 | 82,509,540 |
| Share issuance costs | 953,702 | 669,446 |
| | \$ 98,693,048 | \$ 100,854,443 |

12. Share capital

(a) Authorized

The authorized share capital of the Company consists of an unlimited number of common shares and an unlimited number of (no par value) preferred shares issuable in series, of which 1,000,000 preferred shares have been designated Series 1 Preferred Shares. As of December 31, 2017, no preferred shares have been issued.

UEX CORPORATION

Notes to the Consolidated Financial Statements

For the years ended December 31, 2017 and 2016



12. Share capital (continued)

(b) Issued and outstanding – common shares

| | Number of shares | Value |
|--|------------------|----------------|
| Balance, December 31, 2015 | 246,015,069 | \$ 178,279,744 |
| Issued pursuant to private placement in 2016 | 50,523,810 | 9,250,000 |
| Share issuance costs | | (505,882) |
| Value attributed to flow-through premium on issuance (Note 10) | | (420,000) |
| Balance, December 31, 2016 | 296,538,879 | \$ 186,603,862 |
| Issued pursuant to private placements in 2017 | 28,259,994 | 8,011,599 |
| Share issuance costs | 389,200 | (765,205) |
| Balance, December 31, 2017 | 325,188,073 | \$ 193,850,256 |

On May 17, 2016, the Company completed a private placement consisting of 21,000,000 flow-through common shares at a price of \$0.25 per share and 9,523,810 units at a price of \$0.21 per unit for gross proceeds of \$7,250,000 with issue costs of \$463,138. Each unit consists of one common share and one half share purchase warrant exercisable at a price of \$0.30 per share for a period of two years. A flow-through premium related to the sale of the associated tax benefits was determined to be \$420,000.

On January 21, 2016, UEX completed a private placement of 20,000,000 units at a price of \$0.10 per unit for gross proceeds of \$2,000,000 with issue costs of \$42,744. Each unit consisted of one common share and one full common share purchase warrant exercisable at \$0.20 per share for a period of two years. The placement was fully subscribed by a former CEO of the Company, with no commission payable.

On February 27, 2017, the Company completed a private placement of 15,999,994 units at a price of \$0.25 per unit and 6,700,000 flow-through common shares at a price of \$0.30 per common share, for gross proceeds of \$6,009,999. Share issue costs included a cash commission of \$360,600, the fair value of brokers warrants of \$105,755 and other issuance costs of approximately \$204,938. Each unit consisted of one common share and one common share purchase warrant exercisable at a price of \$0.42 per common share for a period of three years. The Company also issued 681,000 common share broker warrants as part of the placement. Each broker warrant is exercisable at a price of \$0.30 per common share for a period of two years.

On December 14, 2017, the Company completed a flow-through private placement of 5,560,000 common shares at a price of \$0.36 per common share, for gross proceeds of \$2,001,600. Share issue costs included the agent's commission of \$140,112 equal to 7% of the aggregate gross proceeds of the financing paid in common shares of the Company at a price of \$0.36 per common share, the fair value of brokers warrants of \$29,520 and other issuance costs of \$64,392. The agent also received 222,400 broker warrants equal to 4% of the number of flow-through shares placed by the agent. Each broker warrant is exercisable for one common share of the Company for a period of two years at a price of \$0.42 per common share. As the quoted market price of the Company's common shares exceeded the flow through issuance price at the time flow-through shares were issued in 2017, no share premium liability was recorded in 2017.

UEX CORPORATION

Notes to the Consolidated Financial Statements

For the years ended December 31, 2017 and 2016



12. Share capital (continued)

(b) Issued and outstanding – common shares (continued)

The fair value of the brokers warrants issued for each respective financing was determined using the Black-Scholes pricing model with the following weighted-average assumptions:

| | December 14 2017 | February 27 2017 |
|---|---------------------|---------------------|
| Number of broker warrants granted | 222,400 | 681,000 |
| Expected forfeiture rate | 0.00% | 0.00% |
| Weighted-average grant date share price | \$ 0.365 | \$ 0.36 |
| Expected volatility | 73.42% | 67.84% |
| Risk-free interest rate | 1.56% | 0.76% |
| Dividend yield | 0.00% | 0.00% |
| Expected life | 2.00 years | 2.00 years |
| Weighted-average grant date fair value | \$ 0.13 | \$ 0.16 |

(c) Share-based compensation

Under the Company's share-based compensation plan, the Company may grant share purchase options to its key employees, directors, officers and others providing services to the Company. The maximum number of shares issuable under the plan is a rolling number equal to 10% of the issued and outstanding common shares of the Company from time to time. Under the plan, the exercise price of each share purchase option shall be fixed by the Board of Directors but shall not be less than the quoted closing market price of the shares on the Toronto Stock Exchange on the date prior to the share purchase option being granted and a share purchase option's maximum term is 10 years. The shares subject to each share purchase option shall vest at such time or times as may be determined by the Board of Directors.

A summary of the status of the Company's share-based compensation plan as at December 31, 2017 and December 31, 2016 and changes during the years ended on these dates is presented below:

| | Number of share purchase options | Weighted- average exercise price |
|---------------------------------------|-------------------------------------|---|
| Outstanding, December 31, 2015 | 17,316,000 | \$ 0.79 |
| Granted | 4,426,667 | 0.23 |
| Cancelled | (838,667) | 0.54 |
| Outstanding, December 31, 2016 | 20,904,000 | 0.68 |
| Granted | 6,725,000 | 0.20 |
| Cancelled | (2,107,000) | 0.57 |
| Expired | (1,425,000) | 0.80 |
| Outstanding, December 31, 2017 | 24,097,000 | \$ 0.55 |

The 24,097,000 options outstanding as of December 31, 2017 represent 7.4% of the Company's issued and outstanding common shares. The number of options available for grant as of December 31, 2017 is 8,421,807 representing 2.6% of the Company's issued and outstanding common shares.

UEX CORPORATION

Notes to the Consolidated Financial Statements

For the years ended December 31, 2017 and 2016



12. Share capital (continued)

(c) Share-based compensation (continued)

Additional information regarding stock options outstanding as at December 31, 2017 is as follows:

| Range of exercise prices | Outstanding | | | Exercisable | |
|--------------------------|----------------------------------|---------------------------------|---|----------------------------------|---------------------------------|
| | Number of share purchase options | Weighted-average exercise price | Weighted-average remaining contractual life (years) | Number of share purchase options | Weighted-average exercise price |
| \$ 0.15 – 0.33 | 13,085,000 | \$ 0.23 | 4.54 | 7,398,332 | \$ 0.24 |
| 0.34 – 0.99 | 5,782,000 | 0.59 | 2.34 | 5,748,667 | 0.59 |
| 1.00 – 1.45 | 5,230,000 | 1.30 | 1.55 | 5,230,000 | 1.30 |
| | 24,097,000 | \$ 0.55 | 3.36 | 18,376,999 | \$ 0.65 |

The share-based payments reserve values of \$2,684,872 as at December 31, 2017 and \$3,321,238 as at December 31, 2016 on the balance sheet reflect the expensed fair value of vested share purchase options. If all options that are vested were exercised, the entire balance of the share-based payments reserve would be transferred to share capital.

The estimated fair value expense of all share purchase options vested during the year ended December 31, 2017 is \$567,012 (2016 - \$406,561). The amount included in exploration and evaluation expenditures for the year ended December 31, 2017 is \$83,927 (2016 - \$38,753) and the remaining \$483,085 (2016 - \$367,808) was expensed to share-based compensation.

| | December 31 2017 | December 31 2016 |
|---|---------------------|---------------------|
| Number of options granted | 6,725,000 | 4,426,667 |
| Expected forfeiture rate | 2.27% | 1.69% |
| Weighted-average grant date share price | \$0.20 | \$ 0.23 |
| Expected volatility | 65.15% | 63.46% |
| Risk-free interest rate | 1.06% | 0.59% |
| Dividend yield | 0.00% | 0.00% |
| Expected life | 4.46 years | 4.21 years |
| Weighted-average grant date fair value | \$0.10 | \$0.11 |

(d) Flow-through shares

The Company has financed a portion of its exploration programs through the use of flow-through share issuances. Income tax deductions relating to these expenditures are claimable by the investors and not by the Company.

As at December 31, 2017, the Company had spent, on qualified expenditures, all (December 31, 2016 - \$2,291,500) of the \$5,250,000 flow-through monies raised in the May 17, 2016 placement. The Company renounced the income tax benefit of this issue to its subscribers effective December 31, 2016. The Company incurred \$4,249 in Part XII.6 tax on unspent flow-through monies in the year ended December 31, 2017 (2016 - \$2,043), which has been netted against interest income.

UEX CORPORATION

Notes to the Consolidated Financial Statements

For the years ended December 31, 2017 and 2016



12. Share capital (continued)

(d) Flow-through shares (continued)

As at December 31, 2017, the Company had spent \$744,139 of the \$2,010,000 flow-through monies raised in the February 27, 2017 placement and had yet to spend any of the \$2,001,600 flow-through monies raised in the December 14, 2017 placement. The Company renounced the income tax benefit of both private placements to its subscribers effective December 31, 2017 and will begin incurring Part XII.6 tax on unspent amounts relating to this placement subsequent to December 31, 2017.

(e) Warrants

Outstanding share purchase warrants entitle their holders to purchase common shares of the Company at a price outlined in the warrant agreements. The following table summarizes the continuity of share purchase warrants for the Company:

| | Number of Warrants | Weighted Average Exercise Price |
|---|--------------------|---------------------------------|
| Balance, December 31, 2015 | - | \$ - |
| Issued pursuant to private placements in 2016 | 24,761,905 | 0.22 |
| Balance, December 31, 2016 | 24,761,905 | 0.22 |
| Issued pursuant to private placements in 2017 | 16,903,394 | 0.42 |
| Balance, December 31, 2017 | 41,665,299 | \$ 0.30 |

As at December 31, 2017 the Company's outstanding share purchase warrants had expiry dates and exercise prices as follows:

| Expiry Date for Warrants | Number of Warrants | Exercise Price |
|-----------------------------------|--------------------|----------------|
| January 22, 2018 (2 year life) | 20,000,000 | \$ 0.20 |
| May 17, 2018 (2 year life) | 4,761,905 | 0.30 |
| February 27, 2019 (2 year life) | 681,000 | 0.30 |
| February 27, 2020 (3 year life) | 15,999,994 | 0.42 |
| December 14, 2019 (2 year life) | 222,400 | 0.42 |
| Balance, December 31, 2017 | 41,665,299 | \$ 0.30 |

During January 2018, 22,761,905 warrants were exercised and 2,000,000 warrants expired. Accordingly, the Company issued 22,761,905 common shares for gross proceeds of \$5,028,572.

UEX CORPORATION

Notes to the Consolidated Financial Statements

For the years ended December 31, 2017 and 2016



13. Commitments

The Company has obligations under operating leases for its office premises, which expire between July 31, 2018 and February 29, 2024. The future minimum payments are as follows:

| | December 31 |
|-----------------|--------------------|
| | 2017 |
| 2018 | \$ 134,907 |
| 2019 | 116,121 |
| 2020 | 107,805 |
| 2021 | 54,675 |
| 2022 and beyond | 166,050 |

14. Management of capital

The Company's objective when managing capital is to safeguard the Company's ability to continue as a going concern in order to pursue the exploration and evaluation programs on its mineral properties. The Company manages its capital structure, consisting of shareholders' equity, and makes adjustments to it, based on funds available to the Company, in order to support the exploration and evaluation of its mineral properties. Historically, the Company has relied exclusively on the issuance of common shares for its capital requirements.

All of the Company's cash and cash equivalents are available for exploration and evaluation programs and administrative operations. The Company has not changed its approach to capital management during the current period and is not subject to any external capital restrictions.

15. Management of financial risk

The Company operates entirely in Canada and is therefore not subject to any significant foreign currency risk. The Company's financial instruments are exposed to limited liquidity risk, credit risk and market risk.

Liquidity risk is the risk that the Company will not be able to meet its financial obligations as they fall due. The Company manages liquidity risk through the management of its capital structure as outlined in Note 14. Accounts payable and other liabilities are due within the current operating period.

Credit risk is the risk of an unexpected loss if a third party to a financial instrument fails to meet its contractual obligations. The Company's exposure to credit risk includes cash and cash equivalents, amounts receivable and deposits. The Company reduces its credit risk by maintaining its bank accounts at large national financial institutions. The maximum exposure to credit risk is equal to the carrying value of cash and cash equivalents, amounts receivable and deposits. The Company's investment policy is to invest its cash in highly liquid short-term interest-bearing investments that are redeemable 90 days or less from the original date of acquisition.

Market risk is the risk that changes in market prices such as foreign exchange rates and interest rates will affect the Company's income. The Company is subject to interest rate risk on its cash and cash equivalents. The Company reduces this risk by investing its cash in highly liquid short-term interest-bearing investments that earn interest on a fixed rate basis.

All financial instruments measured at fair value are categorized into one of three hierarchy levels, described below, for disclosure purposes. Each level is based on the transparency of the inputs used to measure the fair values of assets and liabilities:

UEX CORPORATION

Notes to the Consolidated Financial Statements

For the years ended December 31, 2017 and 2016



15. Management of financial risk (continued)

- Level 1 - Values based on unadjusted quoted prices in active markets that are accessible at the measurement date for identical assets or liabilities;
- Level 2 - Values based on quoted prices in markets that are not active or model inputs that are observable either directly or indirectly for substantially the full term of the asset or liability; and
- Level 3 - Values based on prices or valuation techniques that require inputs that are both unobservable and significant to the overall fair value measurement.

The carrying values of cash and cash equivalents, amounts receivable, and accounts payable and other liabilities are a reasonable estimate of their fair values because of the short period to maturity of these instruments.

Cash and cash equivalents are classified as loans and receivables and are initially recorded at fair value and subsequently at amortized cost with accrued interest recorded in accounts receivable.

The following table summarizes those assets and liabilities carried at fair value:

| Investments – as at December 31, 2016 | Level 1 | Level 2 | Level 3 | Total |
|--|----------------|----------------|----------------|--------------|
| Shares – Uracon (TSX-V: URC) | \$ 21,000 | \$ - | \$ - | \$ 21,000 |
| Warrants - Uracon (current portion) | - | - | 144 | 144 |
| | \$ 21,000 | \$ - | \$ 144 | \$ 21,144 |

| Investments – as at December 31, 2017 | Level 1 | Level 2 | Level 3 | Total |
|--|----------------|----------------|----------------|--------------|
| Shares – Uracon (TSX-V: URC) | \$ 8,750 | \$ - | \$ - | \$ 8,750 |
| | \$ 8,750 | \$ - | \$ - | \$ 8,750 |

UEX CORPORATION

Notes to the Consolidated Financial Statements

For the years ended December 31, 2017 and 2016



15. Management of financial risk (continued)

The following table shows a reconciliation from the beginning balances to ending balances for Level 1 fair value measurements for investments:

| | Number of Shares | Change in Fair Value | Fair Value |
|---|------------------|----------------------|------------|
| Balance, December 31, 2015 | 350,000 | | \$ 7,000 |
| Gains (losses) for the three months ended March 31, 2016 | | 3,500 | |
| Gains (losses) for the three months ended June 30, 2016 | | 7,000 | |
| Gains (losses) for the three months ended September 30, 2016 | | 10,500 | |
| Gains (losses) for the three months ended December 31, 2016 | | <u>(7,000)</u> | |
| Changes in fair value – total unrealized gain (loss) on financial assets at AFS (shares) – year ended December 31, 2016 | | 14,000 | 14,000 |
| Balance, December 31, 2016 | 350,000 | | \$ 21,000 |
| Gains (losses) for the three months ended March 31, 2017 | | (3,500) | |
| Gains (losses) for the three months ended June 30, 2017 | | (7,000) | |
| Gains (losses) for the three months ended September 30, 2017 | | 3,500 | |
| Gains (losses) for the three months ended December 31, 2017 | | <u>(5,250)</u> | |
| Changes in fair value – total unrealized gain (loss) on financial assets at AFS (shares) – year ended December 31, 2017 | | (12,250) | (12,250) |
| Balance, December 31, 2017 | 350,000 | | \$ 8,750 |

The Company's policy is to recognize transfers out of Level 3 as of the date of the event or change in circumstances that caused the transfer. There have been no transfers out of Level 3 in the period.

16. Segmented information

The Company conducts its business as a single operating segment, being the mining and mineral exploration business in Canada. All mineral properties and equipment are located in Canada.

UEX CORPORATION

Notes to the Consolidated Financial Statements

For the years ended December 31, 2017 and 2016



17. Exploration and evaluation expenditures

| Project | Cumulative ⁽¹⁾ to December 31, 2015 | 2016 | | 2017 | |
|---------------------------|---|-------------------------------|------------------------------------|-------------------------------|------------------------------------|
| | | Expenditures in the period | Cumulative to December 31, 2016 | Expenditures in the period | Cumulative to December 31, 2017 |
| Beatty River | \$ 873,069 | \$ - | \$ 873,069 | \$ 2,136 | \$ 875,205 |
| Black Lake | 14,508,893 | 16 | 14,508,909 | (20,402) | 14,488,507 |
| Christie Lake | 58,689 | 4,021,603 | 4,080,292 | 3,981,889 | 8,062,181 |
| Hidden Bay ⁽²⁾ | 33,026,660 | 42,556 | 33,069,216 | 200,905 | 33,270,121 |
| Horseshoe-Raven | 41,669,712 | 143,746 | 41,813,458 | 8,413 | 41,821,871 |
| West Bear Co-Ni | - | - | - | 38,359 | 38,359 |
| <u>Western Athabasca</u> | | | | | |
| Alexandra | 1,205,251 | - | 1,205,251 | 1,457 | 1,206,708 |
| Brander | 1,353,363 | - | 1,353,363 | - | 1,353,363 |
| Erica | 2,253,085 | - | 2,253,085 | - | 2,253,085 |
| Laurie | 1,586,528 | - | 1,586,528 | 2,774 | 1,589,302 |
| Mirror | 1,987,612 | - | 1,987,612 | 2,774 | 1,990,386 |
| Nikita | 1,952,331 | - | 1,952,331 | 1,826 | 1,954,157 |
| Shea Creek | 53,581,147 | 618,032 | 54,199,179 | 3,289 | 54,202,468 |
| Uchrich | 543,091 | - | 543,091 | 664 | 543,755 |
| All Projects Total | \$ 154,599,431 | \$ 4,825,953 | \$ 159,425,384 | \$ 4,224,084 | \$ 163,649,468 |

⁽¹⁾ Exploration and evaluation expenditures have been presented on a cumulative basis from July 17, 2002.

⁽²⁾ Includes the West Bear Deposit and all other Hidden Bay exploration areas: Tent-Seal, Telephone-Shamus, Rabbit West, Wolf Lake, Rhino, Dwyer-Mitchell, and Umpherville River.

Exploration and evaluation expenditures for the year ended December 31, 2017 and 2016 include the following non-cash expenditures:

| | Year ended December 31 | |
|--------------------------|------------------------|-------------------|
| | 2017 | 2016 |
| Depreciation | \$ 70,431 | \$ 53,092 |
| Share-based compensation | 83,927 | 38,753 |
| Project management fee | 355,734 | 367,860 |
| | \$ 510,092 | \$ 459,705 |

Western Athabasca Projects

UEX did not fund its share of the 2017 Western Athabasca exploration budget (\$0.5 million each for geophysics on Uchrich and Nikita, \$1.3 million each for drilling on Laurie and Mirror River) which resulted in a dilution of interest in certain properties (see Note 8(vi)).

Christie Lake Project

During the year ended December 31, 2017, the Company completed a \$4.0 million exploration program at Christie Lake. The Company to date has completed \$8.0 million of exploration work and will apply the excess expenditures to reduce future years' commitments to the ownership milestones. UEX is the project operator and is entitled to a 10% management fee, which is offset against salaries and is deemed to be an expenditure for the exploration work commitment portion of the project earn-in (see Note 19).

UEX CORPORATION

Notes to the Consolidated Financial Statements

For the years ended December 31, 2017 and 2016



18. Office expenses

| | Year ended December 31 | |
|--------------------------------|------------------------|------------|
| | 2017 | 2016 |
| Insurance | \$ 51,587 | \$ 51,710 |
| Office supplies and consulting | 268,331 | 125,510 |
| Telephone | 13,995 | 11,815 |
| | \$ 333,913 | \$ 189,035 |

19. Salaries, net of project management fees

| | Year ended December 31 | |
|---------------------------------|------------------------|------------|
| | 2017 | 2016 |
| Gross salaries | \$ 912,564 | \$ 881,793 |
| Non-cash management fee offset: | | |
| Christie Lake – 10% | (355,734) | (367,841) |
| Black Lake – 10% | - | (19) |
| | \$ 556,830 | \$ 513,933 |

The Christie Lake non-cash operator management fee offset above arises from the 10% management fee deemed to be an expenditure for the exploration work commitment portion of the project earn-in, as per the January 19, 2016 Option Agreement with JCU.

20. Related party transactions

The value of all transactions relating to key management personnel, close members of the family of persons that are key management personnel and entities over which they have control or significant influence are as follows:

(a) Related party transactions

Related party transactions include the following payments which were made to related parties other than key management personnel:

| | Year ended December 31 | |
|---|------------------------|-----------|
| | 2017 | 2016 |
| Cameco Corporation ⁽¹⁾ | \$ 1,324 | \$ 1,323 |
| Management advisory board share-based payments ⁽²⁾ | 6,329 | 9,055 |
| | \$ 7,653 | \$ 10,378 |

⁽¹⁾ Payments related to fees paid for use of the Cameco airstrip at the McArthur River mine.

⁽²⁾ Share-based compensation expense is the fair value of options granted which have been calculated using the Black-Scholes option-pricing model and the assumptions disclosed in Note 12(c).

20. Related party transactions (continued)

(b) Key management personnel compensation

Key management personnel compensation includes management and director compensation as follows:

| | Year ended December 31 | |
|---|------------------------|---------------------|
| | 2017 | 2016 |
| Salaries and short-term employee benefits ⁽¹⁾⁽²⁾ | \$ 696,749 | \$ 740,259 |
| Share-based payments ⁽³⁾ | 399,104 | 338,449 |
| Other compensation ⁽⁴⁾ | 15,750 | - |
| | \$ 1,111,603 | \$ 1,078,708 |

⁽¹⁾ In the event of a change of control of the Company, certain senior management may elect to terminate their employment agreements and the Company shall pay termination benefits of up to two times their respective annual salaries at that time and all of their share purchase options will become immediately vested with all other employee benefits, if any, continuing for a period of up to two years.

⁽²⁾ In the event that Mr. Lemaitre's (UEX's President and CEO) employment is terminated by the Corporation for any reason other than as a result of a change of control, death or termination for cause, the Corporation will pay a termination amount equal to one year's base salary plus any bonus owing. All other employee related benefits will continue for a period of one year following such termination. Mr. Lemaitre may also terminate the employment agreement upon three months' written notice to the Board and receive a lump sum payment equal to his base salary plus benefits for three months.

⁽³⁾ Share-based compensation expense is the fair value of options granted which have been calculated using the Black-Scholes option-pricing model and the assumptions disclosed in Note 12(c).

⁽⁴⁾ Represents payments to Altastra Office Systems Inc., a company owned by Mr. Hui, for Interim CFO services rendered to UEX.

21. Subsequent event

During January 2018, 22,761,905 warrants were exercised and 2,000,000 warrants expired. Accordingly, the Company issued 22,761,905 common shares for gross proceeds of \$5,028,572.

On March 7, 2018, UEX entered into a purchase agreement with Denison Mines Corp. ("Denison") to acquire a single 890 hectare claim which was incorporated into the West Bear Project. In consideration to acquire 100% interest in the property UEX made a cash payment of \$11,000 and granted a 1.5% net smelter return royalty to Denison which can be purchased anytime for a cash payment of \$950,000.

22. Contingencies

Due to the size, complexity, and nature of the Company's operations various legal matters are outstanding from time to time. By their nature, contingencies will only be resolved when one or more future events occur or fail to occur. The Company accrues for such items when a liability is both probable and the amount can be reasonably estimated. In the opinion of management, based on the information currently available, these matters will not have a material adverse effect on the consolidated financial statements of the Company.



Corporate Information

Board of Directors

Graham C. Thody, Chairman
Vancouver, British Columbia

Roger M. Lemaitre
President and CEO
Warman, Saskatchewan

Suraj P. Ahuja, Lead Director
Vancouver, British Columbia

Mark P. Eaton
Toronto, Ontario

Emmet A. McGrath
Vancouver, British Columbia

Catherine A. Stretch
Toronto, Ontario

Officers

Roger M. Lemaitre
President and CEO

Laurie Thomas
Vice President, Corporate Relations

Wylie Hui
Interim CFO

Bernard Poznanski
Corporate Secretary

Legal Counsel

Koffman Kalef LLP
19th Floor, 885 West Georgia Street
Vancouver, British Columbia
Canada V6C 3H4

Auditors

KPMG LLP
777 Dunsmuir Street
Vancouver, British Columbia
Canada V7Y 1Q3

Registrar and Transfer Agent

Computershare Investor Services Inc.
2nd Floor, 510 Burrard Street
Vancouver, British Columbia
Canada V6C 3B9

Home Office

Unit 200 – 3530 Millar Avenue
Saskatoon, SK
Canada S7P 0B6
Telephone: (306) 979-3849
Fax: (604) 669-1240
Email: uex@uex-corporation.com
Website: www.uex-corporation.com

Satellite Office

Unit 101 – 1093 West Broadway
Vancouver, BC
Canada V6H 1E5
Telephone: (604) 669-2349
Fax: (604) 669-1240