

UNITED STATES
SECURITIES AND EXCHANGE COMMISSION
WASHINGTON, D.C. 20549
FORM 10-K

ANNUAL REPORT PURSUANT TO SECTION 13 OR 15(d) OF THE SECURITIES EXCHANGE ACT OF 1934

For the fiscal year ended December 31, 2018

OR

TRANSITION REPORT PURSUANT TO SECTION 13 OR 15(d) OF THE SECURITIES EXCHANGE ACT OF 1934

For the transition period from

to

Commission File Number: 001-37798

Selecta Biosciences, Inc.

(Exact Name of Registrant as Specified in its Charter)

Delaware

(State or Other Jurisdiction of Incorporation or Organization)

26-1622110

(I.R.S. Employer Identification No.)

480 Arsenal Way

Watertown, MA

(Address Of Principal Executive Offices)

02472

(Zip Code)

Registrant's Telephone Number, Including Area Code (617) 923-1400

Securities registered pursuant to Section 12(b) of the Act:

Title of each class	Name of each exchange on which registered
Common Stock, \$0.0001 par value per share	The Nasdaq Global Market

Securities registered pursuant to Section 12(g) of the Act: **None**

Indicate by check mark if the registrant is a well-known seasoned issuer, as defined in Rule 405 of the Securities Act. Yes No

Indicate by check mark if the registrant is not required to file reports pursuant to Section 13 or Section 15(d) of the Act. Yes No

Indicate by check mark whether the registrant (1) has filed all reports required to be filed by Section 13 or 15(d) of the Securities Exchange Act of 1934 during the preceding 12 months (or for such shorter period that the registrant was required to file such reports), and (2) has been subject to such filing requirements for the past 90 days. Yes No

Indicate by check mark whether the registrant has submitted electronically every Interactive Data File required to be submitted pursuant to Rule 405 of Regulation S-T (§ 232.405 of this chapter) during the preceding 12 months (or for such shorter period that the registrant was required to submit such files). Yes No

Indicate by check mark if disclosure of delinquent filers pursuant to Item 405 of Regulation S-K (§ 229.405 of this chapter) is not contained herein, and will not be contained, to the best of registrant's knowledge, in definitive proxy or information statements incorporated by reference in Part III of this Form 10-K or any amendment to this Form 10-K.

Indicate by check mark whether the registrant is a large accelerated filer, an accelerated filer, a non-accelerated filer, or a smaller reporting company or an emerging growth company. See the definitions of "large accelerated filer," "accelerated filer," "smaller reporting company" and "emerging growth company" in Rule 12b-2 of the Exchange Act.

Large accelerated filer

Non-accelerated filer

Accelerated filer

Smaller reporting company

Emerging growth company

If an emerging growth company, indicate by check mark if the registrant has elected not to use the extended transition period for complying with any new or revised financial accounting standards provided pursuant to section 13(a) of the Exchange Act.

Indicate by check mark whether the registrant is a shell company (as defined in Rule 12b-2 of the Exchange Act). Yes No

As of June 29, 2018, the last business day of the registrant's most recently completed second fiscal quarter, the aggregate market value of the registrant's common stock held by non-affiliates of the registrant was approximately \$197.7 million based on the closing price of the registrant's common stock on the Nasdaq Global Market on June 29, 2018 of \$13.25 per share

As of March 8, 2019 the registrant had 44,733,437 shares of common stock, par value \$0.0001 per share, outstanding.

DOCUMENTS INCORPORATED BY REFERENCE

Portions of the registrant's definitive Proxy Statement relating to its 2019 Annual Meeting of Stockholders to be filed with the Securities and Exchange Commission are incorporated by reference into Part III of this Annual Report on Form 10-K.

TABLE OF CONTENTS

Part I

Item 1.	Business	3
Item 1A.	Risk Factors	35
Item 1B.	Unresolved Staff Comments	71
Item 2.	Properties	71
Item 3.	Legal Proceedings	71
Item 4.	Mine Safety Disclosures	71

Part II

Item 5.	Market for Registrant's Common Equity, Related Stockholder Matters and Issuer Purchases of Equity Securities	74
Item 6.	Selected Consolidated Financial Data	75
Item 7.	Management's Discussion and Analysis of Financial Condition and Results of Operations	76
Item 7A.	Quantitative and Qualitative Disclosures About Market Risk	87
Item 8.	Financial Statements and Supplementary Data	87
Item 9.	Changes in and Disagreements With Accountants on Accounting and Financial Disclosure	87
Item 9A.	Controls and Procedures	87
Item 9B.	Other Information	88

Part III

Item 10.	Directors, Executive Officers and Corporate Governance	89
Item 11.	Executive Compensation	89
Item 12.	Security Ownership of Certain Beneficial Owners and Management and Related Stockholder Matters	89
Item 13.	Certain Relationships and Related Transactions, and Director Independence	89
Item 14.	Principal Accountant Fees and Services	89

Part IV

Item 15.	Exhibits and Financial Statement Schedules	90
Item 16.	Form 10-K Summary	94

SIGNATURES

EXHIBIT INDEX

FORWARD-LOOKING STATEMENTS

This Annual Report on Form 10-K contains forward-looking statements. We intend such forward-looking statements to be covered by the safe harbor provisions for forward-looking statements contained in Section 27A of the Securities Act of 1933 and Section 21E of the Securities Exchange Act of 1934. All statements other than statements of historical facts contained in this Annual Report, including statements regarding our future results of operations and financial position, business strategy, prospective products, product approvals, research and development costs, timing and likelihood of success, and the plans and objectives of management for future operations and future results of anticipated products are forward-looking statements. These statements involve known and unknown risks, uncertainties and other important factors that may cause our actual results, performance or achievements to be materially different from any future results, performance or achievements expressed or implied by the forward-looking statements.

In some cases, you can identify forward-looking statements by terms such as “may,” “will,” “should,” “expect,” “plan,” “anticipate,” “could,” “intend,” “target,” “project,” “contemplate,” “believe,” “estimate,” “predict,” “potential”, or “continue” or the negative of these terms or other similar expressions. The forward-looking statements in this Annual Report are only predictions. We have based these forward-looking statements largely on our current expectations and projections about future events and financial trends that we believe may affect our business, financial condition and results of operations. These forward-looking statements speak only as of the date of this Annual Report and are subject to a number of important factors that could cause actual results to differ materially from those in the forward-looking statements, including the factors described under the sections in this Annual Report titled “Risk Factors” and “Management’s Discussion and Analysis of Financial Condition and Results of Operations” as well as the following:

- our status as a development-stage company and our expectation to incur losses in the future;
- our future capital needs and our need to raise additional funds;
- our ability to build a pipeline of product candidates and develop and commercialize drugs;
- our unproven approach to therapeutic intervention;
- our ability to enroll patients in clinical trials, timely and successfully complete those trials and receive necessary regulatory approvals;
- our ability to establish our own manufacturing facilities and to receive or manufacture sufficient quantities of our product candidates;
- our ability to maintain our existing or future collaborations or licenses;
- our ability to protect and enforce our intellectual property rights;
- federal, state, and foreign regulatory requirements, including FDA regulation of our product candidates;
- our ability to obtain and retain key executives and attract and retain qualified personnel; and
- our ability to successfully manage our growth.

Moreover, we operate in an evolving environment. New risk factors and uncertainties may emerge from time to time, and it is not possible for management to predict all risk factors and uncertainties.

You should read this Annual Report and the documents that we reference in this Annual Report completely and with the understanding that our actual future results may be materially different from what we expect. We qualify all of our forward-looking statements by these cautionary statements. Except as required by applicable law, we do not plan to publicly update or revise any forward-looking statements contained herein, whether as a result of any new information, future events, changed circumstances or otherwise.

PART I

Item 1. Business

OVERVIEW

We are a clinical-stage biopharmaceutical company using our ImmTOR technology, designed to induce tolerance to novel biologic therapies that would otherwise be limited by immunogenicity with the goal of effectively and safely treating rare and serious diseases. Many such diseases are treated with biologic therapies that are foreign to the patient's immune system and therefore elicit an undesired immune response. Of particular concern are anti-drug antibodies, or ADAs, which are often produced by the immune system in response to biologic therapy and can adversely affect the efficacy and safety of treatment. Our proprietary tolerogenic ImmTOR technology encapsulates an immunomodulator in biodegradable nanoparticles and is designed to mitigate the formation of ADAs by inducing antigen-specific immune tolerance to biologic drugs. ADAs can start developing in the body with the first dose of a biologic therapy and can render subsequent doses ineffective or unsafe, potentially depriving patients of life-saving therapeutic options and limiting the likelihood of success for many otherwise promising novel biologic drugs and technologies. We believe ImmTOR has potential to enhance the efficacy without compromising the safety of existing approved biologic drugs, improve product candidates under development and enable novel therapeutic modalities, such as re-administration of systemic gene therapy. We intend to build a product pipeline by combining our ImmTOR technology with a range of biologics and also plan to seek collaborations and license agreements to broaden our applications for the platform.

Our most advanced product candidate, SEL-212, is a proprietary combination of a therapeutic uricase enzyme (pegadricase) and our ImmTOR technology that is designed to durably control serum uric acid levels in patients with chronic refractory gout through monthly administration. Our preclinical data indicate that ImmTOR, when co-administered with pegadricase, induced antigen-specific immune tolerance to pegadricase and substantially reduced the formation of associated ADAs. Our Phase 1 data showed that ImmTOR mitigated the formation of ADAs against pegadricase after a single dose of SEL-212. Interim Phase 2 clinical data as of December 17, 2018 suggest the potential of monthly doses of SEL-212 to durably control serum uric acid levels by mitigating the formation of anti-pegadricase antibodies. Initial tissue imaging studies by dual energy computerized tomography (CT) scans also provided evidence regarding the potential of SEL-212 to rapidly eliminate tissue deposits of monosodium urate crystals. These interim data also showed a low rate of gout flare rates. Based on our current Phase 2 clinical data and feedback received from the U.S. Food and Drug Administration, or FDA, during our end-of-Phase 2 meeting we plan to commence enrollment and initiate dosing in our head-to-head (COMPARE) clinical trial of SEL-212, utilizing revised stopping rules, compared to the current FDA-approved uricase therapy, KRYSTEXXA[®], in the first quarter of 2019. We expect our clinical and, if approved, marketing strategy for SEL-212 to initially focus on the estimated 160,000 patients in the United States with chronic refractory gout that are being treated by rheumatologists.

We are also applying our ImmTOR technology in an effort to mitigate the formation of ADAs when dosing gene therapy. Gene therapies often use a viral vector, such as an adeno-associated virus, or AAV, vector to place corrective genetic material into cells to treat genetic diseases. One of the key hurdles for the gene therapy field is to overcome immunogenicity against the viral vector. ADAs form in response to the first administration of a gene therapy vector and prevent effective subsequent doses of gene therapy. The ability to provide repeat doses may be particularly important for pediatric patients to receive continued treatment benefit later in life as gene expression wanes due to cellular turnover as patients grow. The ability to re-administer gene therapies also could provide the potential for dose titration and could be advantageous for diseases where the goal is to transfect a high number of cells.

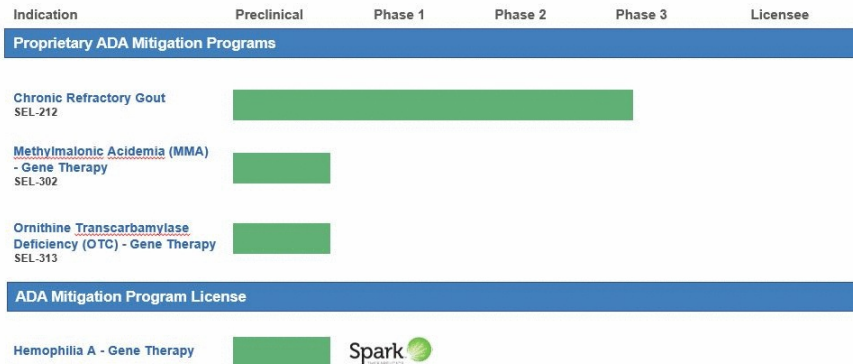
Our first proprietary investigational gene therapy program is targeted to treat a rare genetic disease, Methylmalonic Acidemia, or MMA, pursuant to which we are collaborating with a clinical and gene therapy laboratory at the National Institutes of Health, or NIH, and the Massachusetts Eye and Ear Infirmary and The Schepens Eye Institute, Inc., which we collectively refer to as MEE. We have in-licensed the Anc80 gene therapy vector, or Anc80, from MEE. Anc80 is an engineered vector that has been reported to have limited cross-reactivity to antibodies against wild type AAV serotypes. In preclinical studies, Anc80 has shown potency as a gene therapy vector. We believe our product candidate, if successfully developed and approved, has the potential to prevent undesired immune responses to the vector and transgene that can occur with the first dose of gene therapy by using our ImmTOR technology. In January 2017, we entered into a strategic manufacturing agreement with Lonza Houston, Inc. Under our license agreement with MEE, we also have the exclusive option to develop gene therapies using Anc80 for several additional diseases including lysosomal storage, muscular and genetic metabolic diseases. For more information, see "Licenses and Collaborations - Massachusetts Eye and Ear Infirmary" below.

In addition to developing this proprietary non-immunogenic therapeutic candidate, we intend to continue expanding our proprietary immune tolerance pipeline and pursue out-licensing opportunities for select applications of our ImmTOR technology. In December 2016, we entered into a license agreement, or the Spark License Agreement, with Spark Therapeutics,

Inc., or Spark, that provides Spark with exclusive worldwide rights to our ImmTOR technology to research, develop and commercialize gene therapies for Factor VIII, an essential blood clotting protein relevant to the treatment of hemophilia A, which is the initial target under the agreement, as well as exclusive options for up to four additional pre-specified targets. For more information, see "Licenses and Collaborations - Spark Therapeutics" below.

In September 2018, we announced a collaboration with the European consortium, CureCN, for an ImmTOR+AAV gene therapy combination product candidate in Crigler-Najjar Syndrome. We expect CureCN to initiate preclinical toxicology studies in the first half of 2019 and for the combination product candidate to enter the clinic in the second half of the year.

In addition to this renewed focus on our AAV gene therapy applications, we are deprioritizing our SEL-403 Phase 1 oncology program. The trial, which was placed on clinical hold by the FDA, was being conducted by the National Cancer Institute, part of the National Institutes of Health.



OUR STRATEGY

Our goal is to become the first biopharmaceutical company to develop and commercialize targeted therapies that are designed to more effectively and safely treat rare and serious diseases by inducing immune tolerance to potent but immunogenic biologic therapies. In addition, we intend to maximize the value of our ImmTOR technology by collaborating with biopharmaceutical companies on programs that can benefit from our technology but that are outside our area of focus. The key elements of our strategy include the following.

- Advance the development of SEL-212 for the treatment of chronic refractory gout.** We believe SEL-212 has the potential, if successfully developed and approved, to become the first monthly biologic treatment that durably controls uric acid while also dissolving harmful deposits of uric acid crystals for a majority of patients with chronic refractory gout. We are currently conducting a Phase 1/2 clinical program, comprised of two completed Phase 1 clinical studies and an ongoing Phase 2 clinical program. We expect to commence enrollment for our head-to-head (COMPARE) clinical study against Krystexxa in the first quarter of 2019 and expect to have interim six-month data in the fourth quarter of 2019, and data from statistical superiority endpoints expected to be available in the first quarter of 2020. The two armed, open label trial is projected to enroll between 120-150 patients per arm, with one arm receiving Krystexxa (per label) and the other arm receiving six monthly doses of SEL-212. The primary endpoint in the study is the percentage of patients in each arm that maintain serum uric acid control below 6 mg/dL at the six month endpoint. The results of the head-to-head (COMPARE) clinical trial are expected to inform the design of our planned Phase 3 clinical trials of SEL-212, which we plan to initiate in the fourth quarter of 2019.
- Transform gene therapy by enabling repeated administration of systemically-administered AAV gene therapy vectors.** One of the key challenges for the gene therapy field is the inability to administer more than one dose of AAV systemically due to the formation of neutralizing anti-AAV antibodies. We believe redosing has the potential to enable dose titration of gene therapy to achieve therapeutic expression of the transgene, to restore therapeutic expression in pediatric patients that have lost expression of the transgene due to target organ growth. A 2018 publication in Nature Communications provided peer-reviewed preclinical data supporting ImmTOR's potential to mitigate the formation of neutralizing anti-AAV antibodies and enable productive AAV vector redosing in mice and nonhuman primates.

- **Leverage ImmTOR to develop additional novel uses and classes of non-immunogenic biologics.** We intend to use our ImmTOR technology to develop a range of proprietary, non-immunogenic biologic therapeutic candidates. In each case, ImmTOR would be evaluated for its potential to mitigate undesired immune response to the biologic therapy with the goal of improving efficacy and/or safety. Our strategy is to develop proprietary treatments for rare and serious diseases by combining ImmTOR with biologics that have been in-licensed or provided through research collaborations.
- **Establish infrastructure and capabilities to commercialize our products in rare and orphan diseases.** While we believe our ImmTOR technology may be broadly applicable across disease areas, we intend to focus our proprietary efforts on developing and commercializing proprietary ImmTOR-enabled products for rare and serious diseases where there is high unmet medical need. Therapies for treating these diseases require focused commercial efforts and coordination with patient groups and investigators. As our first product candidate, SEL-212, advances toward Phase 3 clinical trials and potential commercialization, we intend to build a commercial infrastructure to capture its full value.
- **Selectively pursue collaborations and maximize the value of our ImmTOR programs for immune tolerance.** In addition to our own proprietary product development efforts, we are in discussions with potential collaborators and licensees to pursue novel therapies that would utilize our ImmTOR technology. For example, in December 2016, we entered into the Spark License Agreement to develop gene therapies for certain targets utilizing our ImmTOR technology. For more information, see “Licenses and Collaborations - Spark Therapeutics.” In September of 2018 we also announced a collaboration with CureCN, a European non-profit developing an AAV gene therapy for the treatment of Crigler Najjar Syndrome, an ultra-rare disease of iron metabolism mediated by a single gene deletion of a liver enzyme. The consortium plans to utilize our ImmTOR technology in combination with their AAV gene therapy with the potential to re-dose patients who are not producing enough enzyme post their first dose of AAV gene therapy. Preclinical toxicology studies are expected to begin in the first half of 2019, with the potential for initiation of preclinical/clinical combination studies in the second half of 2019.

OVERVIEW OF THE HUMAN IMMUNE SYSTEM

The human immune system is an integrated system of specialized immune cells, cell products and tissues that protect against infectious disease and cancer. The immune system recognizes antigens, which are substances, such as proteins, enzymes or complex sugars. These antigens can be endogenous, or self-antigens, which are produced by the body, or exogenous antigens derived from foreign sources, such as viruses, fungi or bacteria. The human immune system has evolved to recognize and destroy potentially harmful substances. To function effectively, the immune system must discern between harmful antigens and innocuous antigens. The immune system maintains a delicate balance between effector cells, which mount immune responses to antigens that represent potential threats, and regulatory cells, which mitigate undesired and potentially harmful immune responses through immune tolerance. Depending upon the characteristics of the antigen and the context in which the antigen is encountered, the immune system must determine whether to mount a defensive (effector) or regulatory (tolerogenic) immune response.

Antigens are processed in lymphoid organs, such as lymph nodes and the spleen, where the immune system determines whether to mount a defensive or regulatory response through a process called “antigen presentation.” In connection with antigen presentation, dendritic cells process the antigens and present them to T cells. When presented, antigens perceived as harmful induce a stimulatory response that can result in the activation of cytolytic T cells or helper T cells, the latter of which help to induce B cells to produce antibodies. The role of cytolytic T cells is to kill cells that harbor intracellular antigens, such as viruses. The role of antibodies is to neutralize or eliminate extracellular antigens on cell surfaces or in interstitial fluids, such as plasma. Figure 1 below depicts both antigen presentation and the related immune responses.

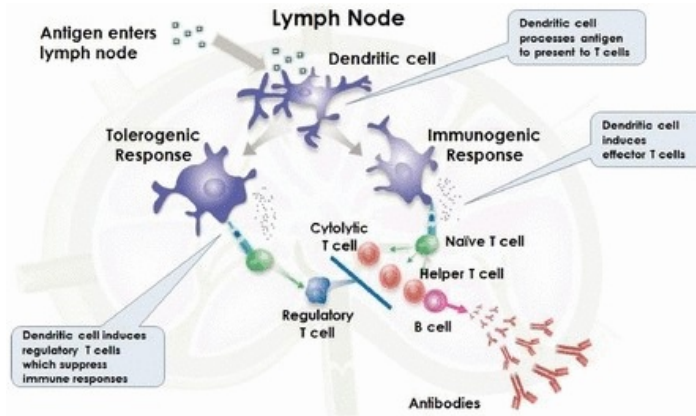


Figure 1. Antigen Presentation and Related Tolerogenic or Stimulatory Immune Response

There are a number of adverse outcomes that can occur when the immune system mounts an undesired response to an innocuous foreign antigen or a self-antigen. For example, food allergy occurs when the immune system mounts an immune response to innocuous food antigens. Another example of undesired immunogenicity occurs when the immune system is exposed to a biologic treatment, recognizes it as a foreign antigen and instructs the body to mount a defense by forming ADAs to the biologic, which can compromise a therapy's desired beneficial effect. Undesired immunogenicity is common with biologic therapies, such as in enzyme and protein replacement therapies, and in novel technologies, such as gene therapy and antibody-drug conjugates.

A number of therapies have been developed to modulate an immune response. These therapies fall into two categories:

- *Immunosuppressive therapies.* Immunosuppressive therapies are designed to suppress the immune system and inhibit an undesired immune response. However, many current therapies are not antigen-specific and, as a result, broadly suppress the immune system leading to undesired side effects that include opportunistic infections, skin cancer and lymphomas. We believe there is an opportunity to develop therapies that instruct the immune system to mitigate the formation of ADAs in an antigen-specific manner and remain tolerant to the specific antigen, thereby mitigating off-target effects of systemic immunosuppression.
- *Immunostimulatory therapies.* Immunostimulatory therapies are designed to stimulate the immune system to prevent or treat infections and cancers. The most common class of immunostimulatory therapies are vaccines, which are designed to simulate the body's immune system to mount a defensive response to a specific antigen. While traditional vaccines have been successful for the prevention of infectious diseases, there has been limited success in developing therapeutic vaccines for the successful treatment of certain other diseases, including chronic infections and cancer. As a result, we believe there is a need for more effective vaccines to treat these diseases.

OUR ImmTOR TECHNOLOGY

Our ImmTOR technology is based in part on the pioneering research performed by our co-founders at Harvard University, Massachusetts Institute of Technology, or MIT, and Brigham and Women's Hospital, or Brigham. In connection with our company's founding, we licensed 17 patent families related to several aspects of our ImmTOR technology from our co-founders' institutions pursuant to an agreement with MIT, the party that administers licensing arrangements with respect to patents jointly owned by these institutions. We believe one of the key insights from this research is that nanoparticles are uniquely suited to deliver precise instructions to the immune system as a result of the natural predisposition of the immune system to interrogate nanoparticles, such as viruses. This research led to a portfolio of patents and patent applications covering aspects of our ImmTOR technology. We have aggressively sought to extend and protect the proprietary intellectual property underlying the composition and use of ImmTOR for antigen-specific immunotolerance. For more information, see "Intellectual Property" below.

We are currently developing our ImmTOR technology for:

- combination with a uricase enzyme for the treatment of chronic refractory gout;
- combination with gene therapies for the treatment of rare diseases;

- potential application with other marketed products, product candidates in development and novel biologic drugs that would otherwise be too immunogenic to develop

Our SVP nanoparticles are designed to remain intact after injection into the body and accumulate selectively in lymphoid organs, which include lymph nodes and the spleen, where the immune response is coordinated. They are designed to be processed by specialized immune cells, such as dendritic cells and other antigen-presenting cells that initiate and regulate immune responses, where they deliver the immunomodulator in a coordinated and targeted manner. Depending on the type of immunomodulator encapsulated in the SVP, our technology is designed to induce a tolerogenic response to mitigate the formation of ADAs against a biologic drug or to treat allergies and autoimmune diseases.

OUR ANTIGEN-SPECIFIC IMMUNE TOLERANCE PROGRAM

Our antigen-specific tolerance programs utilize ImmTOR, our biodegradable nanoparticle encapsulating the immunomodulator rapamycin. Rapamycin is a small molecule approved for the prevention of organ rejection in kidney transplant patients. To mitigate the formation of ADAs and induce immune tolerance in the body, we co-administer our ImmTOR with a free antigen, such as a biologic drug, which is depicted in Figure 2 below.




Figure 2. Co-Administration of ImmTOR with a Biologic Drug

ImmTOR is designed to be co-administered (prior to the biologic drug) at the beginning of therapy with a biologic drug to mitigate the formation of ADAs without requiring the alteration of the drug or its dose regimen. As a result, we believe our ImmTOR may provide us with significant opportunities in the areas of immune tolerance and ADA prevention because ImmTOR is designed to be co-administered at the beginning of therapy with many different biologic drugs. Importantly, we believe each pairing of ImmTOR with a biologic drug also offers us the opportunity to pursue a distinct proprietary product candidate, which we believe has the potential to be separately patented, approved and marketed. ImmTOR is manufactured in facilities subject to current good manufacturing practice, or cGMP, requirements using well-defined commercial operations, which, we believe, further enhances the scalability of our tolerance programs.

During preclinical studies, we observed that delivering an antigen together with ImmTOR provided the appropriate signals *in vivo* to induce regulatory T cells, which, in turn, inhibited effector immune responses, such as the formation of ADAs. In our preclinical studies, we observed that ImmTOR labeled with a fluorescent dye selectively accumulated in lymphoid organs where it was processed by antigen-presenting cells. Figure 3 below depicts a model of how ImmTOR would enter a lymph node and be taken up by a dendritic cell. We believe that when delivered in the context of our ImmTOR, both the biologic drug and ImmTOR are taken up and processed by dendritic cells in a manner that may induce regulatory T cells, which can potentially block the activation of helper T cells, mitigating the formation of ADAs.

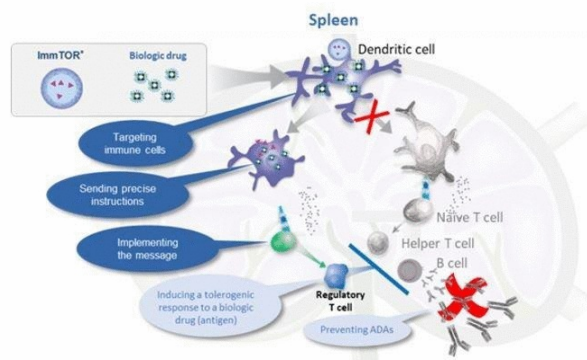


Figure 3. ImmTOR and Antigen/Biologic Drug Presentation and Related Immune Tolerance Induction

Limitations of existing therapies

All biologics, even those comprised of human protein sequences, have the potential to induce ADAs. Whether a biologic drug elicits an ADA response depends on both product-specific factors, such as propensity to form aggregates, the route of administration and mechanism of action, as well as patient-specific factors, such as genetics, underlying disease and medications. For instance, many enzyme and protein replacement therapies used in the treatment of rare and serious diseases have a particularly high rate of immunogenicity because patients are genetically deficient in the target protein and, as a result, the therapeutic protein can be recognized as foreign by the patient's immune system.

The formation of ADAs can lead to neutralization of efficacy, modification of pharmacokinetics and pharmacodynamics as well as allergic responses. Immunogenicity remains a significant hurdle for the development of safe and effective biologic treatments and has become a key concern for regulators, as evidenced by over 100 approved biologics that describe immunogenicity in their labels or clinical literature. According to product package inserts, approximately 50 currently marketed biologics report an incidence of ADAs affecting over 20% of patients. Among these biologics are Factor VIII products, such as Advate® (antihemophilic factor) for the treatment of hemophilia A and antibody therapeutics with fully human sequences, such as Humira® (adalimumab). We believe that immunogenicity also is a leading cause of product development failure for biopharmaceutical companies and that this issue is hampering the development of novel platform technologies, such as gene therapy and gene editing.

Undesired immunogenicity represents a significant hurdle that can hamper the clinical development of new biologic platforms. For example, in gene therapy, viral vectors are required to transport the genetic material into cells. The viral origin of these vectors explains their immunogenicity, which has led drug developers to limit applications to situations where the required frequency and site of administration are conducive to manageable immune responses.

Treatment and product development failure resulting from undesired immunogenicity has been recognized by regulators and patient advocacy organizations. In June 2014, the FDA and the National Organization for Rare Diseases, or NORD, co-sponsored a workshop on undesired immune responses to enzyme replacement therapies and called on the biopharmaceutical industry to take a more proactive approach to addressing immunogenicity to biologics.

Currently, we believe there are no comprehensive solutions to the complications of immunogenicity. Drug developers often stop the development of biologics that show an undesired immune response during preclinical or clinical development. In some cases, biopharmaceutical companies may attempt to reduce undesired immune responses by re-engineering the biologic through protein pegylation or removal of immunogenic epitopes. However, these approaches are limited in their effectiveness. Physicians may try to address the issue of undesired immune responses by increasing the dose of the biologic, which can be prohibitively expensive and may present greater safety concerns, or in life-threatening situations, by using global immunosuppressive combination therapies. We believe that our tolerogenic ImmTOR technology could offer an entirely new and effective treatment alternative for undesired immune responses, including with respect to the formation of ADAs, but potentially also for autoimmune diseases and allergies.

OUR IMMATOR PROGRAMS DESIGNED TO INDUCE ANTIGEN-SPECIFIC IMMUNE TOLERANCE

We believe our ImmTOR technology designed to induce antigen-specific immune tolerance has a broad range of potential applications. We are currently pursuing targeted product development strategies for multiple applications in which we believe ImmTOR products could be highly differentiated.

- *Therapeutic enzymes.* Therapeutic enzymes are a frequently used class of biologic drugs to treat rare diseases. Through our analysis of biologic drugs, including our preclinical studies, we have observed that enzymes are especially prone to undesired immune responses. Our first product candidate, SEL-212, includes pegadricase, a pegylated uricase enzyme, which is an example of an immunogenic enzyme for which we are applying ImmTOR with the intention of improving the enzyme's efficacy and safety. Other examples of immunogenic enzymes include acid alpha-glucosidase for the treatment of Pompe disease, alpha galactosidase A for the treatment of Fabry's disease and microbial enzymes such as asparaginase for the treatment of cancers. We intend to seek opportunities to secure supply of and, if appropriate, licenses to these or other enzymes that we would evaluate in combination with ImmTOR.
- *Gene therapies.* We believe gene therapies have the potential to address key unmet medical needs for many rare genetic diseases, but undesired immune responses to the viral vectors used for gene replacement, augmentation and editing may be restricting their broader use. Through our analysis of genetic diseases, we have identified applications and patient segments that we believe would benefit from our ImmTOR technology. We intend to develop proprietary ImmTOR-enabled non-immunogenic gene therapy candidates with viral vectors such as the Anc80 vector that we have licensed from MEE, but which are also designed to be utilized with more common AAV vectors (e.g., AAV8, AAV5). We believe our product candidates have the potential to mitigate the problem of pre-existing immunogenicity to the gene therapy vector by using Anc80 and to prevent undesired immune responses to the vector and transgene that can occur with the first dose of gene therapy by using our ImmTOR technology. Our initial area of focus is on genetic metabolic diseases, but may also include lysosomal storage diseases and genetic muscular diseases. We believe we are the first company to systematically pursue the development of gene therapy product candidates with the goal of enabling repeat administration. We have engaged third parties with experience in gene therapy and rare diseases to support the development of our proprietary products. We also have licensed our ImmTOR technology to Spark Therapeutics for the development of gene therapies for certain pre-specified targets. For more information, see "Licenses and Collaborations - Spark Therapeutics".
- *Other products and product candidates affected by undesired immune responses.* We have generated preclinical data which we believe suggests a broad potential benefit of ImmTOR for immune tolerance. For many biologic drugs, undesired immune responses limit efficacy and cause safety concerns. This includes TNF-alpha-specific monoclonal antibodies for the treatment of rheumatoid arthritis and coagulation factor replacement therapies for the treatment of hemophilia. We intend to out-license ImmTOR technology for use with other products that are outside our focus to larger biopharmaceutical companies. We believe our ImmTOR technology may also be of interest to biopharmaceutical companies with novel biologic development concepts or product candidates in clinical development that have demonstrated initial efficacy but are experiencing issues with safety or sustained efficacy due to inhibitory ADAs.

SEL-212 for the treatment of chronic refractory gout

Overview

SEL-212 is our proprietary product candidate under development for the treatment of chronic refractory gout. SEL-212 consists of ImmTOR co-administered with pegadricase, a pegylated uricase. We believe that our SEL-212 has the potential, if successfully developed and approved, to offer a uniquely effective treatment for patients with chronic refractory gout, while also providing evidence regarding the utility of our ImmTOR technology platform. Pegylated uricase, in the form of the approved drug Krystexxa, has demonstrated the ability to significantly reduce uric acid levels and dissolve the harmful uric acid crystals that are the manifestations of gout upon initial treatment in patients. However, we believe broad commercial adoption has not been achieved primarily due to undesired immune responses. Based on the data received from our preclinical and Phase 1/2 clinical studies, we believe that by leveraging our ImmTOR technology to mitigate the formation of ADAs following the dosing of our pegylated uricase, pegadricase, SEL-212, if successfully developed and approved, could enable the removal of uric acid crystals in a majority of patients.

The market for gout therapy

Gout is a painful and potentially disabling form of arthritis resulting from excess accumulation of uric acid and deposition of uric acid crystals in joints and soft tissues, including those of the kidney and heart, causing harmful inflammation. Gout is

caused by an overproduction of uric acid, a natural byproduct of purine metabolism that is produced after consumption of food with high levels of purines such as seafood, meat, yeast and certain vegetables, and/or an inability of the kidneys to excrete adequate amounts of uric acid from the body. High concentrations of serum uric acid lead to formation of uric acid crystals in joints and tissues, causing pain, inflammation and joint damage, and increase the risk for other conditions, including cardiovascular, cardiometabolic, joint and kidney disease.

There are approximately 8.3 million and 10.0 million gout sufferers in the United States and the European Union, respectively. The first line of treatments for gout are Allopurinol and Febuxostat. Both drugs are Xanthine Oxidase inhibitors, oral drugs that reduce the synthesis of uric acid. Lesinurad and Probenecid are oral gout drugs that increase the rate of excretion of uric acid through the kidneys, and are used almost exclusively in combination with these first line treatments. While these oral treatments are designed to prevent the formation of uric acid deposits, they are not well suited to reduce existing uric acid deposits in joints and tissues.

Gout is a spectrum of disease that is typically diagnosed through the measurement of uric acid levels in the blood and/or the identification of uric acid crystals from a visible tophus. High concentrations of serum uric acid increase the risk of co-morbidities, including cardiovascular, cardiometabolic, joint and kidney disease. Patients who are unable to reduce their serum uric acids levels below 6 mg/dl with oral drugs are diagnosed with refractory gout. Patients who have uric acid deposits, or tophi, in soft tissues, joints, the urinary tract, the digestive tract or the heart and a persistently elevated uric acid level when left untreated are diagnosed with chronic tophaceous gout. Tophi are a source of inflammation and pain. Chronic refractory gout constitutes a subset of gout patients exhibiting chronic high serum uric acid levels and painful and damaging uric acid deposits. In total, we estimate that there are approximately 160,000 chronic refractory gout patients in the U.S. who are seen by rheumatologists.

Figure 4 below illustrates the association between gout and diseases of the heart, vascular system, metabolic process, kidney and joints.

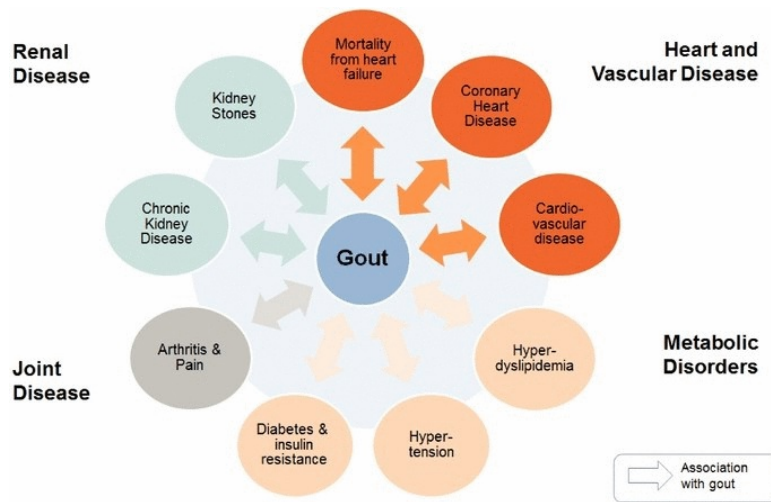


Figure 4. Co-Morbidities Associated with Gout

Based on our preclinical studies, clinical data from our Phase 1b and ongoing Phase 2 trials and market research, we believe that SEL-212 may potentially address several key unmet needs in the treatment of chronic refractory gout: the durable control of serum uric acid levels, the elimination of painful and damaging uric acid deposits, reduction in incidence and severity of flares and once-monthly dosing.

Our product development strategy is designed to address these unmet medical needs while improving the dosing regimen to a once-monthly treatment. We expect to commence enrollment for our Phase 2 head-to-head (COMPARE) clinical study against Krystexxa, which is intended to evaluate the differences between Krystexxa and SEL-212 with respect to serum uric acid control, flare rates and dosing convenience, in the first quarter of 2019. The results of the head-to-head (COMPARE) clinical trial are expected to inform the design of our planned Phase 3 clinical trial of SEL-212, following which we plan to seek regulatory approval for the treatment of refractory gout based on an endpoint of reduction of serum uric acid levels below 6 mg/dl. We intend for the Phase 3 protocol to include patients with chronic tophaceous gout. During our market research, physicians expressed their preference for a product that could be dosed monthly for at least six months. If approved, we plan to position

SEL-212 as a debulking therapy for gout that has the potential to remove harmful uric acid deposits over a limited number of once-monthly doses and subsequently allow patients to switch to oral gout maintenance therapy unless and until such patients experience a subsequent manifestation of uric acid deposits. We do not believe that oral therapy would completely prevent the build-up over time of uric acid crystals in patients with a history of chronic tophaceous gout and, as a result, we anticipate that treatment with SEL-212, if approved, would be required intermittently in such patients. We believe that SEL-212, if approved, may be effective in removing harmful uric acid deposits in most patients with chronic tophaceous gout over multiple courses of treatment in their lifetimes. Figure 5 below depicts this positioning strategy as a sample diagram illustrating what we believe to be a shift in the treatment paradigm for chronic refractory gout.

Proposed Algorithm for the Treatment of Chronic Serious Gout

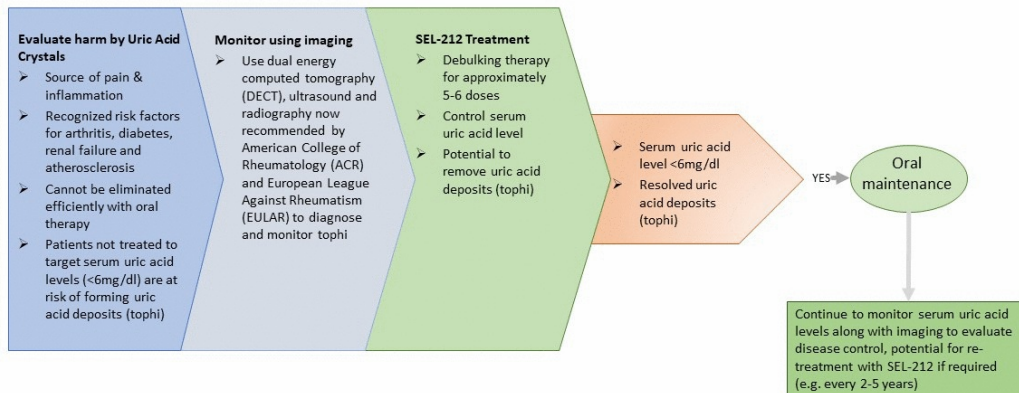


Figure 5. Sample Treatment Course for Chronic Refractory Gout.

We expect our clinical and marketing strategy for SEL-212 to initially focus on the estimated 160,000 patients in the United States with chronic refractory gout who are being treated by rheumatologists. If SEL-212 is approved, we expect our strategy for marketing SEL-212 to rheumatologists will be to promote a switch from oral therapies to SEL-212 for patients with serum uric acid levels chronically above 6 mg/dl or those diagnosed with chronic tophaceous gout. Some rheumatologists have begun to utilize imaging technologies recommended by the guideline writing associations for rheumatology, including the American College of Rheumatology and the European League Against Rheumatism. In particular, dual energy computed tomography, or DECT, can visualize uric acid deposits in joints and tissues as depicted in Figure 6 below in green. DECT has the potential to become an important tool to manage chronic refractory gout. Figure 6 below depicts a patient, using DECT imaging, with heavy urate burden at onset of study and almost a complete resolution of this after five months. We believe DECT imaging use could increase the market for SEL-212 by better assessing the severity of gout prior to treatment and by demonstrating the impact of efficacy following treatment.

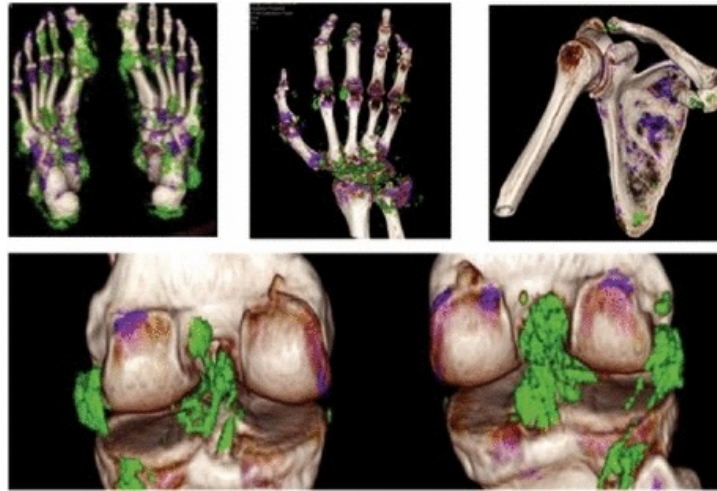


Figure 6. Tophi / Uric Acid Deposits (shown in green) Visualized Using Dual Energy Computed Tomography Imaging

SEL-212 components

Our SEL-212 consists of ImmTOR co-administered with pegadricase. Our ImmTOR consists of nanoparticles composed of poly(D,L-lactide), or PLA, and poly(D,L-lactide)-block-poly(ethylene-glycol), or PLA-PEG, encapsulating rapamycin. Our pegadricase consists of a uricase modified with poly(ethylene-glycol), or PEG. The components of SEL-212 are depicted in Figure 7 below.

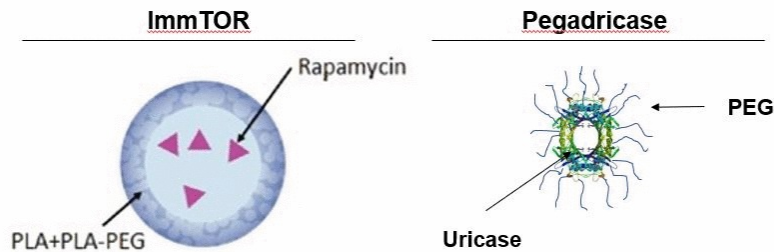


Figure 7. Components of SEL-212

Our pegadricase is a pegylated version of the therapeutic enzyme uricase, which we have licensed from Shenyang Sunshine Pharmaceutical Co., Ltd., or 3SBio, exclusively for all markets, except Japan and Greater China, and exclusively for Japan only in combination with our ImmTOR technology. Uricase is an enzyme endogenous to all mammals, except for humans and certain primates, which converts uric acid to the more soluble metabolite, allantoin. There is a natural limit to the amount of uric acid that can be excreted by the kidneys, which decreases with age and can be reduced by some medications. By converting uric acid to allantoin, uricase provides an additional way for the body to reduce uric acid.

ImmTOR is our biodegradable nanoparticle that encapsulates rapamycin, also referred to as sirolimus. Rapamycin is the active ingredient of Rapamune, an immunosuppressant which has extensive prior use in humans and is currently FDA-approved as a prophylaxis of organ rejection in kidney transplant patients aged 13 or older. PLA is part of the broader poly(lactic-co-glycolic acid), or PLGA, family of biodegradable polymers that have more than 30 years of commercial use and are formulation components in a number of approved products. Polyethylene glycol, or PEG, has been widely studied in clinical trials and is also a formulation component in many approved biologic products. In our preclinical studies, ImmTOR co-administered at the initiation of treatment with a biologic drug substantially reduced the formation of associated ADAs and induced antigen-specific immune tolerance to the biologic drug.

Clinical development

For chronic refractory gout, we are executing a clinical development program that seeks to evaluate SEL-212's ability to durably reduce serum uric acid levels below 6.0 mg/dL. The saturation point of uric acid, or the maximum level at which uric acid will remain soluble in plasma, is 6.8 mg/dL. When uric acid rises above 6.8 mg/dL, monosodium urate microcrystals begin to form and settle in joints and other tissues, creating an inflammatory response that is diagnosed as gout. This inflammatory response is the source of highly debilitating gout flares experienced by patients. When serum uric acid levels drop below the level of 6.0 mg/dL, microcrystals will begin to dissolve and, over time, gout symptoms will resolve. Therefore, a serum uric acid level of less than 6.0 mg/dL is defined as the target for uric acid-lowering treatments by organizations such as the American College of Rheumatology and the European League Against Rheumatism. The FDA and EMA have also considered the maintenance of serum uric acid levels below 6 mg/dL to be an acceptable primary endpoint in clinical trials for urate lowering therapies. Available oral gout therapies are designed to prevent the formation of uric acid microcrystals but are not effective in rapidly removing existing crystalized deposits. In severe gout patients who have significant deposits of monosodium urate crystals, known as tophi, it is of clinical benefit to significantly reduce serum uric acid levels (i.e. below 0.1 mg/dL) for a period of time in order to rapidly dissolve the monosodium urate crystals.

We expect to conduct multiple clinical studies in more than 400 patients with gout or elevated levels of serum uric acid. We initiated our clinical program in the U.S. in the second quarter of 2015 with a multicenter Phase 1a trial of pegadricase in patients with serum uric acid levels greater than 6.0 mg/dL. We completed the patient treatment portion of our Phase 1a trial in November 2015, initiated a Phase 1b trial in December 2015 and reported data from both Phase 1 clinical trials in December 2016. In our Phase 1b trial, we demonstrated that a single dose of SEL-212 was capable of lowering serum uric acid levels below 0.1 mg/dL for at least 30 days, which is correlated with the inhibition of uricase-specific ADAs. We initiated patient recruitment in an open label multi-dose Phase 2 clinical trial of SEL-212 in patients with symptomatic gout and elevated uric acid levels in October 2016. This study is being conducted at multiple clinical sites in the U.S. We have completed our initial end-of-Phase 2 meeting with the FDA and believe we have established a path forward for potential BLA submission. This program may consist of either a head-to-head active comparator study(s) or studies similar to the Krystexxa Phase 3 program, which would involve a comparison of SEL-212 to placebo.

Phase 1 and Phase 2 clinical trials

SEL-212 is currently being evaluated in a Phase 1/2 clinical program that includes a Phase 1a and Phase 1b clinical trial in patients with high uric acid levels as well as a Phase 2 clinical trial in patients with symptomatic gout and high uric acid levels. Each Phase 1 clinical trial was designed with the primary objective to evaluate the safety and tolerability of SEL-212 and its individual components. Additional objectives of the Phase 1 clinical trials included identifying a pegadricase dose that was capable of lowering serum uric acid levels over a period of one month, evaluating the immunogenicity of pegadricase after a single dose and demonstrating that ImmTOR co-administered with pegadricase reduced uric acid levels and mitigated the formation of uricase-specific ADAs. The Phase 2 clinical trial evaluated the effect of multiple doses over an extended period of time on serum uric acid and the formation of ADAs in patients. We received final data from both Phase 1 clinical trials in December 2016. We commenced patient recruitment in the Phase 2 clinical trial in October 2016. We plan to commence enrollment for our Phase 2 head-to-head (COMPARE) clinical trial of SEL-212, utilizing revised stopping rules, compared to Krystexxa in the first quarter of 2019 and expect to present interim 6-month data planned in the fourth quarter of 2019, and statistical superiority endpoints in the first quarter of 2020. The two-armed, open label trial is projected to enroll between 120-150 patients per arm, with one arm receiving Krystexxa (per label) vs. 6 monthly doses of SEL-212. The primary endpoint in the study is the percentage of patients in each arm that maintain sUA control below 6 mg/dL at the six month endpoint. The results of the head-to-head (COMPARE) clinical trial are expected to inform the design of our planned Phase 3 clinical trials of SEL-212, which we plan to initiate in the fourth quarter of 2019.

Phase 1a clinical trial

The Phase 1a clinical trial for SEL-212 was conducted at multiple sites in the United States and was a single ascending dose trial of pegadricase alone in 22 patients with elevated serum uric acid levels greater than 6 mg/dl. At the outset of the trial, each of five cohorts received a single intravenous infusion of pegadricase at ascending dose levels. We monitored the patients during a 30-day period post-infusion. We commenced enrollment of the clinical trial in the second quarter of 2015 and completed the

treatment portion of the trial in November 2015. We observed that pegadricase showed no serious adverse events, or SAEs, and was well tolerated at the five dose levels tested. Additionally, we observed that pegadricase rapidly reduced and sustained average serum uric acid levels below 6 mg/dl for each cohort for 14 to 30 days, depending on the dose level. Consistent with our preclinical studies in animals, pegadricase induced uricase-specific ADAs in all patients with varying levels in this Phase 1a trial.

Figure 8 below indicates the serum uric acid and uricase-specific ADA levels for each patient in Cohort #3 of the Phase 1a clinical trial, which received a single dose of 0.4 mg/kg of pegadricase. The serum uric acid levels were measured at baseline and days seven, 14, 21 and 30 and uricase-specific ADA levels at baseline and days seven, 14 and 30 following the single intravenous injection of pegadricase. We did not measure uricase-specific ADA levels at day 21 in the Phase 1a clinical trial. Patient number two in this cohort developed a relatively low level uricase-specific ADA titer of 40 and maintained uric acid levels below 0.5 mg/dL through the thirtieth day after dosing. By contrast, the remaining four patients in the cohort developed levels of uricase-specific ADAs greater than 1,000 titer and uric acid levels above 5 mg/dL by the thirtieth day after dosing. Based on the results from our Phase 1a clinical trial, we observed that pegadricase at the 0.4 mg/kg dose is capable of achieving and maintaining a reduction of serum uric acid below the target of 6 mg/dL for a 30-day period in the absence of inhibitory uricase-specific ADAs.

Uricase - Specific ADA Titer and Serum Uric Acid Levels from Cohort #3 of Phase 1a Clinical Trial (0.4 mg/kg)										
Subject number	Baseline		Day 7		Day 14		Day 21		Day 30	
	Uric acid (mg/dL)	ADA (Titer)	Uric acid (mg/dL)	ADA (Titer)	Uric acid (mg/dL)	ADA (Titer)	Uric acid (mg/dL)	ADA (Titer)	Uric acid (mg/dL)	ADA (Titer)
1	7.4	Neg	<0.1	Neg	5	9720	6	N.A.	6.9	3240
2	7.5	Neg	<0.1	40	<0.1	40	<0.1	N.A.	0.4	40
3	7.3	120	<0.1	120	6.9	9720	7.6	N.A.	7.6	3240
4	7.6	Neg	<0.1	Neg	6.1	3240	7.5	N.A.	7.6	1080
5	4.9	Neg	<0.1	Neg	<0.1	1080	0.3	N.A.	5.1	1080

(Neg = Negative; N.A. = Sample not available)

Figure 8. Phase 1a Clinical Trial: Serum Uric Acid and Uricase-Specific ADA Levels of the Third Cohort

Based on our analysis of the Phase 1a clinical trial data, we selected the pegadricase dose of 0.4 mg/kg from Cohort #3 of the Phase 1a clinical trial for further study in the Phase 1b clinical trial.

Phase 1b clinical trial

In December 2015, we initiated our Phase 1b clinical trial at multiple sites in the United States. The clinical trial enrolled 63 patients with serum uric acid levels greater than 6 mg/dl. One group of five patients received a single 0.4 mg/kg dose of pegadricase alone, which we refer to as the Pegadricase Cohort. Four groups of patients, each containing two placebo-control patients and five test article patients, received a placebo or a single intravenous infusion of ImmTOR alone at the following ascending dose levels: 0.03 mg/kg, 0.1 mg/kg, 0.3 mg/kg and 0.5 mg/kg, which we refer to collectively as the ImmTOR Cohorts. Four groups of patients received a single intravenous infusion of ImmTOR at ascending dose levels of 0.03 mg/kg (5 patients), 0.1 mg/kg (10 patients), 0.15 mg/kg (5 patients) or 0.3 mg/kg (5 patients) with a fixed dose of pegadricase of 0.4 mg/kg, which we collectively call the SEL-212 cohorts. All patients were followed for at least 30 days after their initial dose.

Figure 9 below depicts the serum uric acid levels of the Pegadricase Cohort (depicted in red symbols), the ImmTOR Cohorts (depicted in blue symbols), and the SEL-212 Cohorts (depicted in green symbols) from the Phase 1b clinical trial. Serum uric acid levels were measured at baseline and days seven, 14, 21, 30 and longer for some patients that maintained serum uric acid control at day 21. As expected, ImmTOR alone had no relevant effect on reducing serum uric acid levels across the ImmTOR Cohorts, as such levels remained relatively constant during the 30-day period. Patients in the Pegadricase Cohort showed an immediate drop in uric acid levels after dosing, with uric acid levels returning close to or above baseline levels by day 21 in four of the five patients, similar to what was observed in Cohort #3 in the Phase 1A study. In contrast, patients in the SEL-212 Cohort receiving the lowest dose of ImmTOR (0.03 mg/kg) co-administered with pegadricase (0.4 mg/kg), showed four out of five patients maintaining serum uric acid levels below 6 mg/dL through day 21 after dosing. SEL-212 patients receiving ImmTOR at 0.1 mg/kg co-administered with 0.4 mg/kg of pegadricase, showed seven out of 10 patients maintained levels of serum uric acid of less than 0.1 mg/dl through day 30. SEL-212 patients receiving ImmTOR at 0.15 mg/kg co-administered with 0.4 mg/kg of pegadricase, showed all five patients maintaining levels of serum uric acid of less than 6 mg/dL through day 30. Finally, SEL-212 patients receiving ImmTOR at 0.3 mg/kg co-administered with 0.4 mg/kg of pegadricase, showed all five

patients maintaining levels of serum uric acid of less than 0.1 mg/dL through day 30. These results indicate that SEL-212 showed a dose-dependent reduction in serum uric acid levels.

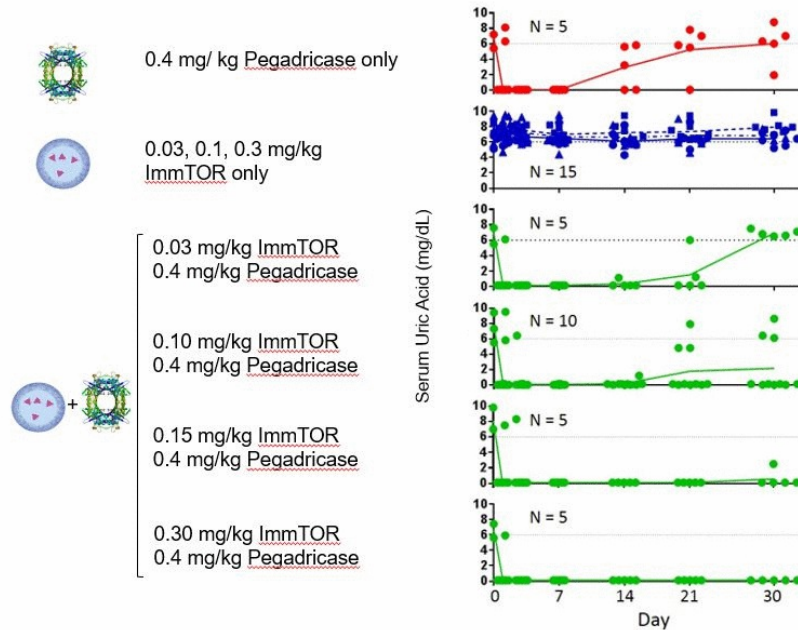


Figure 9. Phase 1b Clinical Trial: Uric Acid Levels Across All Phase 1b Cohorts

Figure 10 below depicts the serum uric acid levels at day 30 next to the corresponding day 30 uricase-specific ADA titer for all patients in the Pegadricase Cohort and in the SEL-212 Cohorts at the three higher dose levels. Four of the five patients treated with 0.4 mg/kg pegadricase alone showed their serum uric return to baseline by day 30 and all five showed uricase specific ADA titers greater than 1000. Seven of 10 SEL-212 patients treated with 0.1 mg/kg ImmTOR and 0.4 mg/kg pegadricase showed serum uric acid levels below 0.1 mg/dL with corresponding low or negative uricase specific ADA titers at day 30. All five SEL-212 patients treated with 0.15 mg/kg ImmTOR and 0.4 mg/kg pegadricase showed serum uric acid below 6 mg/dL at day 30. One patient developed uricase specific ADA titers greater than 1000 but still maintained his serum uric acid below the target threshold of 6 mg/dL at day 30. The other four patients showed no ADA titers and had serum uric acid levels below 0.1 mg/dL. Finally, all five SEL-212 patients treated with 0.3 mg/kg ImmTOR and 0.4 mg/kg pegadricase showed serum uric acid below 0.1 mg/dL at day 30 with corresponding low or negative ADA titers. The one patient with an ADA titer of 120 at baseline showed the same titer at baseline and at each time point tested, indicating that this patient had pre-existing low titer of antibody that was cross-reactive with pegadricase at baseline. These results indicate that SEL-212 mitigated the formation of uricase-specific ADAs which correlated with sustained control of serum uric acid levels through at least day 30 after a single dose.

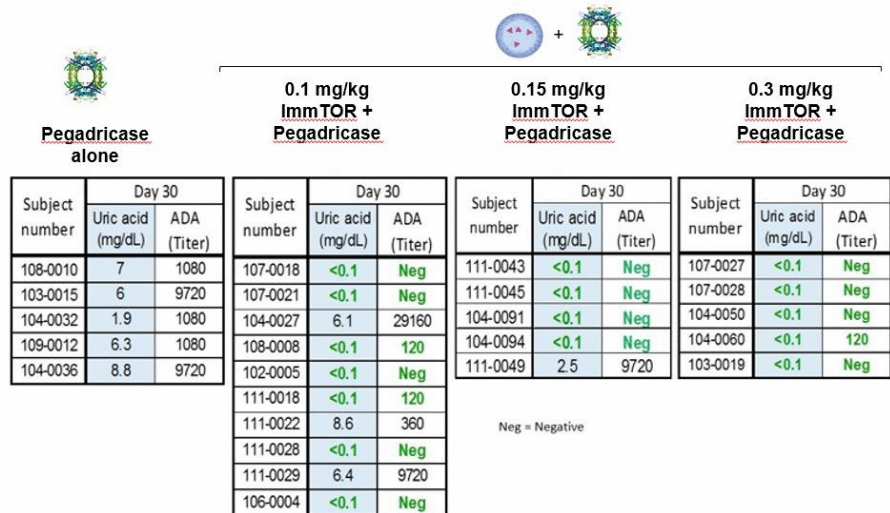


Figure 10. Comparison of Phase 1b Uric Acid and Uricase-Specific ADA Levels

Certain patients in the SEL-212 Cohort were requested to return for additional visits on days 37, 44, and/or 51 because their serum uric acid levels were still under control (<6 mg/dL) at day 21. Not all patients were able to return for the additional visits. The data for those who could return are included in Figure 11 below. The data show that uric acid levels eventually returned to baseline, as expected after a single dose of pegadricase. Importantly, no emergence of ADAs was detected in those patients who exhibited low or no ADA titers at day 30. These data suggest that the treatment with ImmTOR controlled immune responses to pegadricase for up to 51 days after dosing. The data also support monthly dosing in the Phase 2 multiple dose trial of SEL-212.

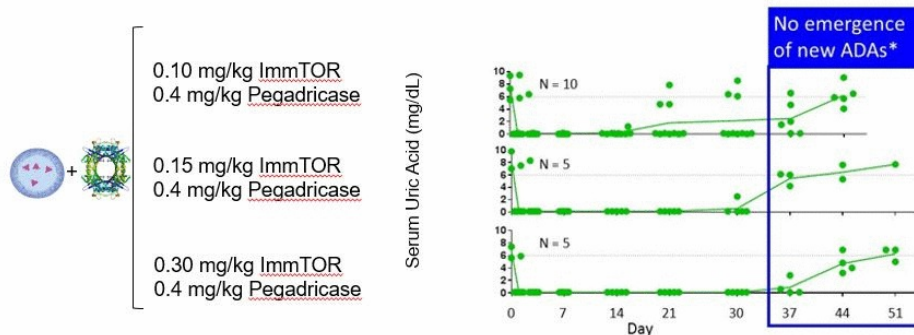


Figure 11. Comparison of Phase 1b Uric Acid and Uricase-Specific ADA Levels

At the completion of our Phase 1b program for SEL-212 we had dosed a total of 64 patients in the trial with either SEL-212 (ImmTOR and pegadricase), ImmTOR alone, pegadricase alone or placebo. The median serum acid level of patients enrolled was 7.3 mg/dL, with a mean of 7.4 mg/dL at baseline. Patients presented with an average of 5.3 co-morbidities, such as hypertension and diabetes.

We have generally observed that SEL-212 and its components, ImmTOR and pegadricase, have been well tolerated in this patient population. There were a total of six SAEs in the Phase 1b trial. Of the six SAEs, three were determined to not to be related to study drug by investigators. Of the remaining three SAEs that were determined to possibly or likely be related to

study drug, two were cases of stomatitis that occurred at the highest dose of ImmTOR tested (0.5 mg/kg), leading us to define 0.3 mg/kg as the maximum tolerated dose of ImmTOR in this patient population. The remaining SAE was a case of drug hypersensitivity that occurred at a dose of 0.1 mg/kg of ImmTOR in combination with 0.4 mg/kg of pegadricase. In all cases, the patient fully-recovered from the SAE without residual effects.

Phase 2 clinical trial

In the fourth quarter of 2016, we began enrolling patients with symptomatic gout and elevated serum uric acid levels in an open-label, multiple ascending dose Phase 2 clinical trial of SEL-212. The primary and secondary endpoints for this trial include safety, tolerability, pharmacokinetics, and reduction of serum uric acid and ADA levels. We are also collecting data regarding flares and other patient-related observations. We are enrolling patients in multiple ascending dose cohorts with the primary goal of identifying the dose regimens to advance into our planned Phase 3 clinical program.

As of December 17, 2018, a total of 152 patients had been dosed in the Phase 2 trial at 15 active U.S. clinical sites and the treatment phase of all SEL-212 cohorts had been completed. The following is a summary of clinical activity from the trial as defined by the primary clinical endpoint (i.e., serum uric acid levels below 6 mg/dL):

- *Control and 0.05 mg/kg ImmTOR Dose Cohorts* (cohorts receiving five monthly doses of pegadricase alone or three monthly doses of 0.2 mg/kg or 0.4 mg/kg of pegadricase + 0.05 mg/kg of ImmTOR followed by two monthly doses of pegadricase alone): Dosing of patients in the control cohorts receiving pegadricase alone was stopped early due to a loss of clinical activity caused by the immunogenicity of the enzyme. Clinical activity was lost by week 12 in the majority of patients receiving pegadricase in combination with the 0.05 mg/kg dose of ImmTOR .
- *0.08 and 0.1 mg/kg ImmTOR Dose Cohorts* (cohorts receiving three monthly doses of 0.2 mg/kg or 0.4 mg/kg of pegadricase + 0.08 or 0.10 mg/kg of ImmTOR followed by two monthly doses of pegadricase alone): A majority of patients in these cohorts maintained clinical activity while receiving the combination therapy through week 12. These results are consistent with the level of clinical activity observed through day 30 at a similar SEL-212 dose level in our Phase 1b trial. At the 0.1 mg/kg dose level, half of the patients that maintained clinical activity through week 12 also maintained clinical activity through week 20.
- *0.125 and 0.15 mg/kg ImmTOR Dose Cohorts* (cohorts receiving three monthly doses of pegadricase +0.125 or 0.15 mg/kg of ImmTOR followed by two monthly doses of pegadricase alone): A majority of patients in these cohorts maintained clinical activity while receiving the combination therapy through week 12. These results are consistent with the level of clinical activity observed through day 30 at a similar SEL-212 dose level in our Phase 1b trial. Approximately 81% of evaluable patients (N=27) receiving up to 0.15 mg/kg ImmTOR in combination with 0.2 or 0.4 mg/kg of pegadricase followed by 2 monthly doses of pegadricase alone had serum uric acid control below 6 mg/dL at week 12.
- *0.10 and 0.15 mg/kg ImmTOR 5 Combination Dose Cohorts* (cohorts receiving five monthly doses of pegadricase +0.10 or 0.15 mg/kg of ImmTOR): Five monthly doses of SEL-212 resulted in sustained serum uric acid control and has been well tolerated over the entire treatment period. 100% of the patients that had serum uric acid levels below 6 mg/dL at 12 weeks maintained control through 20 weeks. Approximately 66% of evaluable patients (21/32) completed week 20 with serum uric acid levels below 6 mg/dL. (Figure 12).

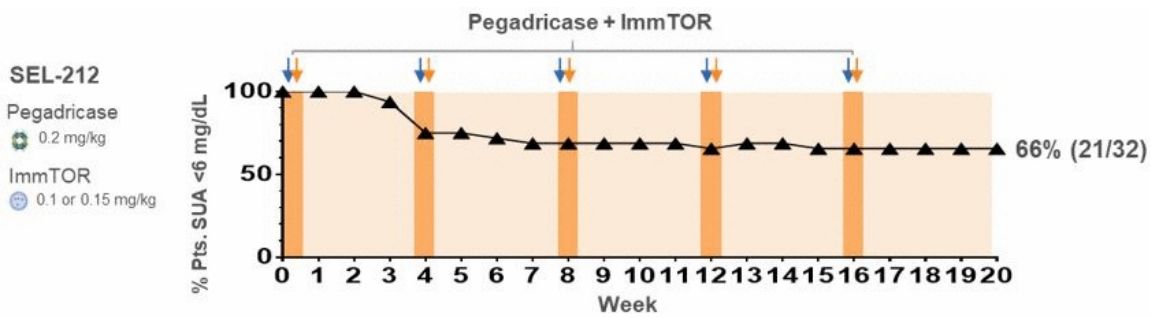


Figure 12. Five Combination Doses Controlled Serum Uric Acid <6 mg/dL at Week 20 in 66% of Patients

Data from the ongoing trial suggest that ADA levels have been strongly correlated with serum uric acid levels. We have observed that ImmTOR has reduced the formation of ADAs in a dose-dependent manner, which we believe enables pegadricase to maintain its clinical activity for extended durations as compared to pegadricase administered without ImmTOR.

Data from the ongoing trial suggest that sustained control of serum uric acid near 0 mg/dL may lead to reduction in uric acid deposits as measured by DECT imaging.

As of December 17, 2018, approximately 29% of patients receiving SEL-212 reported a gout flare during their first month of the trial. This is followed by a decline in flare rates during the remainder of the therapy (Figure 13). By comparison, 50% of patients reported a flare during the first month in the control cohorts receiving pegadricase alone before treatment was stopped due to loss of efficacy and safety.

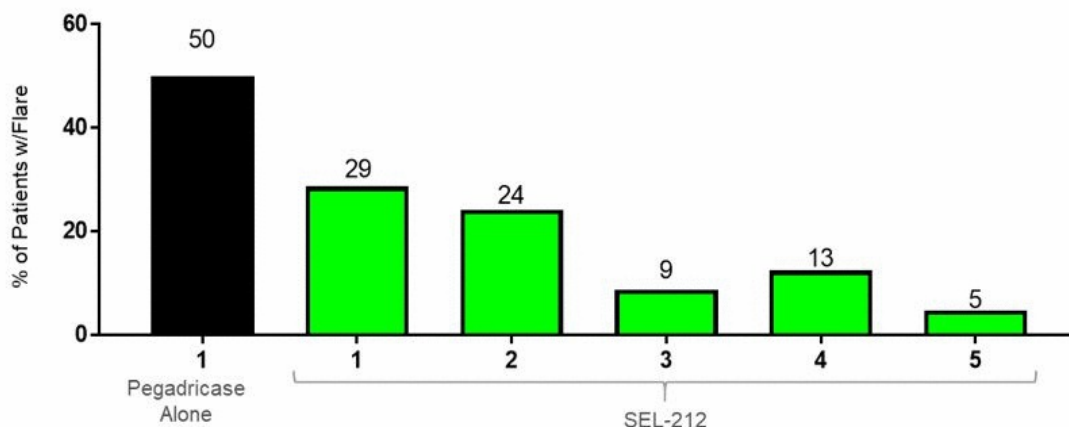


Figure 13. Percentage of Patients Reporting a Gout Flare per Month

SEL-212 has been generally well tolerated at clinically active doses following repeated administrations in the trial. As of December 17, 2018, 20 patients reported a total of 23 SAEs in the Phase 2 clinical trial. Nine SAEs had been reported in the five dose combination cohorts, seven of which were reported to be not related or unlikely related to study drug, and two of which were infusion reactions. All SAEs were successfully treated without further issues.

Our ImmTOR programs for immune tolerance in gene therapy

Overview

Although gene therapy has made significant progress over the last several years, it faces certain limitations due to undesired immunogenicity to either the AAV vector or the encoded transgene.

For those patients who are able to receive a dose of gene therapy, gene vector-specific ADAs frequently occur and have been found to prevent the AAV vector from reaching its target cell. It is unknown exactly how long these neutralizing ADAs prevent redosing of gene therapy. However, it has been observed in studies with animals and humans that high titer AAV-specific ADAs develop and persist for more than 10 years, preventing vector readministration. In addition, cellular immune responses have been found to correlate with liver inflammation and loss of gene expression.

Because of the induction of lasting antibodies against AAV, we believe many gene therapy companies have focused on the single localized dose in diseases of the eye and central nervous system for which immunogenicity is perceived to be less of an issue. We believe that many gene therapy applications may require or would benefit from multiple doses, especially therapies designed to treat diseases via intravenous administration. Some of these rare genetic deficiencies are best treated when patients are infants or small children in order to prevent developmental defects. However, pediatric patients may have a higher need for repeat dosing due to higher cell turnover as the patient grows. Accordingly, we believe that a solution enabling repeat dosing would significantly expand the number of diseases and patients that could be treated with gene therapies.

Genethon Collaboration

In collaboration with Genethon, a not-for-profit company focusing on gene therapies, we have generated and presented preclinical data in mice in which we observed that ImmTOR mitigated the formation of ADAs to AAV-based gene therapy, thereby enabling repeat dosing of the AAV vector in these mice. Preclinical data generated in connection with this collaboration

also show that ImmTOR mitigated the formation of ADAs to AAV capsids in nonhuman primates. We believe these results further indicate that ImmTOR may have the potential to mitigate undesired immune responses and enable repeat intravenous administration of gene therapies.

SEL-302 for the Treatment of Methylmalonic Acidemia

In 2016, we in-licensed Anc80, a gene therapy vector, from MEE. In preclinical studies, Anc80 has been observed to be a potent gene therapy vector.

By combining ImmTOR and Anc80, we intend to enable the development of highly differentiated gene therapies with the goal of improving gene therapy safety by mitigating cellular immune responses, and allowing for repeat gene therapy dosing.

In collaboration with the clinical and gene therapy laboratories at the NIH and MEE, we are developing SEL-302, a product candidate utilizing the Anc80 vector in combination with ImmTOR for the treatment of methylmalonic acidemia, or MMA, which can cause severe developmental defects and premature death as a result of an accumulation of toxic metabolites. Other than dietary and cofactor therapy, organ transplantation is the only existing option for patients with MMA, a severe organic acidemia most frequently caused by mutations in the enzyme methylmalonyl-CoA mutase, or MUT.

SEL-313 for the Treatment of OTC Deficiency

For our second gene therapy program, we plan to develop another product candidate for the treatment of OTC deficiency, which is another metabolic disorder. We are pursuing this second indication through collaborations with third parties with preclinical and clinical experience in this area.

Factor VIII

On December 2, 2016, or the Spark Signing Date, we entered into a License and Option Agreement, or the Spark License Agreement, with Spark Therapeutics, Inc., or Spark, to collaborate on the development of gene therapies for certain targets utilizing our ImmTOR technology. Under the terms of the Spark License Agreement, we granted Spark certain exclusive, worldwide, royalty-bearing licenses to our intellectual property and know-how relating to our ImmTOR technology to research, develop and commercialize gene therapies for Factor VIII, an essential blood clotting protein relevant to the treatment of hemophilia A, which is the initial target under the collaboration.

Pursuant to the Spark License Agreement, Spark has made aggregate payments of \$15.0 million to date. On a target-by-target basis, we will be eligible to receive up to an aggregate of \$430.0 million in milestone payments for each target, with up to \$65.0 million being based on Spark's achievement of specified development and regulatory milestones and up to \$365.0 million for commercial milestones, as well as tiered royalties on global net sales at percentages ranging from mid-single to low-double digits. Until December 2019, Spark has the right to fund up to 50.0% of any development or regulatory milestone payable to us by issuing us shares of Spark's common stock having a fair market value equal to the percentage of such development or regulatory milestone, as applicable.

In addition, for a period of three years from the Spark Signing Date, Spark may exercise options to research, develop and commercialize gene therapies utilizing the ImmTOR technology for up to four additional pre-specified targets, subject to Spark's payment of the applicable option exercise fee, in a range of \$1.4 million to \$2.0 million depending on the incidence of the applicable indication, to us in each case.

In connection with the Spark License Agreement, we also entered into a stock purchase agreement with Spark, or the Spark SPA, pursuant to which Spark purchased an aggregate of \$15.0 million of our common stock including (i) 197,238 shares for an aggregate purchase price of \$5.0 million on the Spark Signing Date, (ii) 324,362 shares for an aggregate purchase price of \$5.0 million on June 8, 2017, and (iii) 205,254 shares for an aggregate purchase price of \$5.0 million on October 31, 2017.

For more information about the Spark License Agreement and the Spark SPA, see the discussion under "Licenses and Collaborations" below.

Crigler Najjar Syndrome

In September 2018 we also announced a collaboration with CureCN, a European non-profit developing an AAV gene therapy for the treatment of Crigler Najjar Syndrome, an ultra-rare disease of iron metabolism mediated by a single gene deletion of a liver enzyme. The consortium plans to utilize our ImmTOR technology in combination with their AAV gene therapy with the potential to re-dose patients who are not producing enough enzyme post their first dose of AAV gene therapy. Preclinical toxicology studies are expected to begin in the first half of 2019, with the potential for initiation of preclinical combination studies in the second half of 2019.

MANUFACTURING

We manufacture ImmTOR using a readily-scalable, self-assembly nanoemulsion process with well-defined, robust commercial pharmaceutical unit operations. This proprietary, highly specialized and precisely controlled manufacturing process enables us to reproducibly manufacture ImmTOR across many production scales, from milligram-scale at the laboratory bench to hundreds of grams to multi-kilogram scale for commercial production. This well-defined process has been produced at multiple scales. We have also developed and executed the required detailed analytic characterization of our products.

For the SEL-212 program, we have increased ImmTOR production to a 50-gram scale and have developed an approximately 400-gram scale process, which, at the current projected clinical dose, we believe would be suitable for commercial launch. The process is designed such that this same equipment is capable of potentially producing up to a one kilogram batch size scale. As our nanoparticle manufacturing process is compact, and therefore also portable, our strategy is to transfer our custom designed process skids to our contract manufacturing organization, or CMO, and have the CMO produce the nanoparticles, under our direction. This is the strategy we use for production of clinical supplies for clinical trials and would be the expected strategy for commercial production.

The pegadricase enzyme for SEL-212 is produced by fermentation in E. Coli and is sourced from 3SBio in China. 3SBio is a Chinese pharmaceutical company that produces multiple approved products in China and also has product sales in other countries around the world. 3SBio supplies the pegadricase used in the current clinical trials of SEL-212 in the United States. Through a licensing arrangement, we own exclusive worldwide rights to pegadricase outside of China, with co-ownership of rights in Japan and with 3SBio owning all rights in China. Under this arrangement, 3SBio has agreed to supply us with pegadricase. We also have selected a back-up supplier for pegadricase in the United States.

In January 2017 we entered into a manufacturing agreement with Lonza Houston, Inc., a leader in viral gene and cell therapy manufacturing. Under the terms of the agreement, Lonza has agreed to produce an Anc80-AAV-based gene therapy product for our proprietary program for MMA.

LICENSES AND COLLABORATIONS

Spark Therapeutics

In December 2016, we entered into the Spark License Agreement to develop gene therapies for certain targets utilizing our ImmTOR technology.

Under the terms of the Spark License Agreement, we granted Spark certain exclusive, worldwide, royalty-bearing licenses to our intellectual property and know-how relating to our ImmTOR technology to research, develop and commercialize gene therapies for Factor VIII, an essential blood clotting protein relevant to the treatment of hemophilia A, which is the initial target under the license agreement.

Pursuant to the Spark License Agreement, Spark made payments to us of \$30.0 million in the aggregate. On a target-by-target basis, we will be eligible to receive up to an aggregate of \$430.0 million in milestone payments for each target, with up to \$65.0 million being based on Spark's achievement of specified development and regulatory milestones and up to \$365.0 million for commercial milestones, as well as tiered royalties on global net sales at percentages ranging from mid-single to low-double digits. Until December 2019, Spark has the right to fund up to 50.0% of any development or regulatory milestone payable to us by issuing us shares of Spark's common stock having a fair market value equal to the percentage of such development or regulatory milestone, as applicable.

In addition, until December 2019, Spark may exercise options to research, develop and commercialize gene therapies utilizing our ImmTOR technology for up to four additional targets, subject to Spark's payment to us of the applicable option exercise fee, in a range of \$1.4 million to \$2.0 million depending on the incidence of the applicable indication.

Each party is responsible for its own costs and expenses incurred in connection with its respective activities under the Spark License, except that Spark has agreed to reimburse us for FTE and out-of-pocket costs incurred in performing certain tasks or assistance specifically requested by Spark. We retain the responsibility to manufacture Spark's preclinical, clinical and commercial requirements for the ImmTOR technology, subject to the terms of the Spark License.

The Spark License Agreement will continue on a country-by-country and product-by-product basis until the expiration of Spark's royalty payment obligations with respect to such product in such country unless earlier terminated by the parties. The Spark License Agreement may be terminated by Spark for convenience upon ninety days' notice. Either party may terminate the Spark License Agreement on a target-by-target basis for material breach with respect to such target.

In connection with the Spark License Agreement, we also entered into the Spark SPA, pursuant to which Spark has purchased in the aggregate \$15.0 million of our common stock including (i) 197,238 shares for an aggregate purchase price of \$5.0

million on the Spark Signing Date, (ii) 324,362 shares for an aggregate purchase price of \$5.0 million on June 8, 2017, and (iii) 205,254 shares for an aggregate purchase price of \$5.0 million on October 31, 2017.

Massachusetts Institute of Technology

In November 2008, we entered into a license agreement with MIT, which we refer to as the MIT License. We amended the MIT License in January 2010, November 2012, August 2013 and November 2016. Under the MIT License, we acquired an exclusive worldwide license, with the right to grant sublicenses, to develop, make, sell, use and import certain licensed products that are therapeutic or prophylactic vaccines and use certain licensed processes in the exercise of rights to the licensed products, the manufacture, sale and practice of which are covered by patent rights owned or controlled by MIT, including patents jointly owned with Brigham, the President and Fellows of Harvard College, the Immune Disease Institute and the Children's Medical Center Corporation. Our exclusivity is subject to certain retained rights of these institutions and other third parties.

Upon our entry into the MIT License, we paid MIT a non-refundable license issue fee, reimbursed certain of MIT's costs and issued shares of our common stock to MIT and the other institutional patent owners which were subject to certain anti-dilution, registration and other protective rights. We are obligated to pay MIT creditable annual maintenance fees, low-single-digit running royalty on annual net sales, developmental milestones up to an aggregate of \$1.5 million, a mid-single digit percentage of certain payments we receive from corporate partners and a specified percentage of certain income received from sublicensees after 2009 between 10% and 30%. We may terminate the MIT License at any time upon six months written notice. MIT has the right to terminate the MIT License immediately upon written notice to us if we cease to carry on our business related to the MIT License, fail to maintain insurance as required under the MIT License, file for bankruptcy, fail to pay amounts due under the MIT License, challenge or assist others in bringing a challenge to MIT's patents or fail to cure material breach within 60 days' written notice thereof. Absent early termination, the MIT License will continue until the expiration or abandonment of the last to expire patent right subject to the MIT License.

Shenyang Sunshine Pharmaceutical Co., Ltd.

In May 2014, we entered into a license agreement with 3SBio, as amended in May 2017, which we refer to as the 3SBio License. Pursuant to the 3SBio License, we were granted an exclusive license to certain pegadricase-related patents and related "know-how" owned or in-licensed by 3SBio for the worldwide (except for Greater China and Japan) development and commercialization of products based thereupon for human therapeutic, diagnostic and prophylactic use. We are also granted a worldwide (except for Greater China) exclusive license to develop, commercialize and manufacture or have manufactured products combining our proprietary ImmTOR technology with pegadricase or related compounds supplied by 3SBio (or otherwise supplied if our rights to manufacture are in effect) for human therapeutic, diagnostic and prophylactic use. We were also granted a co-exclusive license to manufacture and have manufactured pegadricase and related compounds for our preclinical and clinical use or, if the 3SBio License is terminated for 3SBio's material breach, for any use under the 3SBio License. In addition, the 3SBio License, as amended, permits us to utilize one or more third parties to provide up to 20% of our commercial supply of pegadricase. Otherwise, except in the case of a supply shortage on the part of 3SBio, we are obligated to obtain at least 80% of our supply of such compounds for Phase 3 clinical trials and commercial use from 3SBio under the terms of supply agreements to be negotiated.

Under the 3SBio License we have paid to 3SBio an aggregate of \$1.0 million in upfront and milestone-based payments in 2015 and made an additional milestone payment totaling \$2.0 million in 2016. We are required to make future payments to 3SBio contingent upon the occurrence of events related to the achievement of clinical and regulatory approval milestones of up to an aggregate of \$21.0 million for products containing our ImmTOR technology, and up to an aggregate of \$41.5 million for products without our ImmTOR technology. We are also required to pay 3SBio tiered royalties on annual worldwide net sales related to the pegadricase component of products at percentages ranging from the low-to-mid single digits for products containing our ImmTOR technology, and from the mid-single digits to low or low-to-mid teens for products without our ImmTOR technology, subject to specified reductions. These royalties are payable, on a country-by-country and product-by-product basis until the later of (i) the date that all of the patent rights for that product have expired in that country, or (ii) a specified number of years from the first commercial sale of such product in such country.

The 3SBio License expires on the date of expiration of all of our royalty payment obligations unless earlier terminated by either party for an uncured material default or for the other party's bankruptcy. We may also terminate the 3SBio License on a country-by-country or product-by-product basis for any reason effective upon 60 days' prior written notice to 3SBio or, with respect to a given product, immediately upon written notice to 3SBio if we identify a safety or efficacy concern related to such product.

BIND

In December 2008, we entered into a cross-license agreement with BIND Therapeutics, Inc. (formerly BIND Biosciences, Inc.), or BIND, which we refer to as the BIND Agreement. Pursuant to the BIND Agreement, BIND granted us a perpetual, irrevocable, royalty-free worldwide non-exclusive license under certain of BIND's existing and future patent rights to make, have made, use, sell, offer for sale and import products and services covered by such patents and patent applications in the field of certain prophylactic and therapeutic vaccines. The time period for adding new patent rights, not included in the families of previously licensed patent rights, to our license grant from BIND has expired. Pursuant to the BIND Agreement, we granted BIND a perpetual, irrevocable, royalty-free, worldwide non-exclusive license under certain of our current and future patent rights to make, have made, use, sell, offer for sale and import products and services covered by such patents and patent applications in all other fields, in each case, excluding certain future patent rights of each party related to novel targeting agents. The time period for adding new patent rights, not included in the families of previously licensed patent rights, to BIND's license grant from us has expired.

We have paid BIND an upfront license issuance fee and reimbursed certain of BIND's fees in connection with the entry into the BIND Agreement. No royalties or other payments are due to or by either party. The BIND Agreement expires upon expiration of the last patent right covered by the BIND Agreement. Neither party may unilaterally terminate the BIND Agreement for any reason. If either party materially breaches the BIND Agreement, fails to expend a specified amount in research and development activities related to the BIND Agreement, undergoes bankruptcy or insolvency, or undergoes a change of control, the future patent rights to be included in the license grant to the party breaching, failing to expend such amounts or undergoing such event under the BIND Agreement will no longer be granted to the breaching party.

In connection with BIND's entry into bankruptcy proceeding in 2016, Pfizer purchased substantially all of the assets of BIND, including those pertaining to the BIND Agreement.

Massachusetts Eye and Ear Infirmary

In May 2016, we entered into a license agreement with the Massachusetts Eye and Ear Infirmary and The Schepens Eye Research Institute, Inc., or, collectively, MEE, which we refer to as the MEE License. Under the MEE License, we were granted an exclusive commercial worldwide license, with the right to grant sublicenses through multiple tiers, to make, have made, use, offer to sell, sell and import certain products and to practice certain processes, the sale, use or practice of which are covered by patents and proprietary know-how owned or controlled by MEE, for use of Anc80 gene therapy vectors for gene augmentation therapies expressing certain target sequences.

MEE also granted us exclusive options to exclusively license certain of their intellectual property rights relating to several additional target sequences and variations thereof each linked to a specified disease. Pursuant to the MEE Agreement, we agreed to pay MEE a license fee in the low six figures, annual license maintenance fees ranging from the mid-twenty thousands to mid-seventy thousands and an option maintenance fee in the low five figures for each exercisable option. We also agreed to pay development milestones on a licensed product-by-licensed product basis, totaling up to an aggregate of between \$4.2 million to \$37.0 million and sales milestones on a licensed product-by-licensed product basis, totaling up to an aggregate of between \$50.0 million to \$70.0 million; tiered royalties equal to a percentage of net sales ranging from mid-single digits to mid-teens, subject to certain reductions; and a percentage, in a range expected to be in the mid-teens depending on timing, of any sublicense income we receive from sublicensing our rights granted thereunder, subject to certain reductions and exclusions. The MEE License will continue until the expiration of the last to expire of the patent rights licensed thereunder. We may terminate the MEE License in whole or in part upon prior written notice. MEE may terminate the MEE License on a target sequence-by-target sequence basis if we fail to make any scheduled payments in respect of such target sequence or if we materially breach a diligence obligation in respect of such target sequence, in each case if we fail to cure within a specified time period. MEE may terminate the MEE License in its entirety if we materially breach certain of our obligations related to diligence, representations and warranties, and maintenance of insurance; if we challenge the validity or enforceability of any patents licensed thereunder; if any of our executive officers are convicted of a felony relating to manufacture, use, sale or importation of licensed products; or upon our insolvency or bankruptcy.

INTELLECTUAL PROPERTY

We endeavor to protect our SVP based immunotherapy program technology, which we consider fundamental to our business, by seeking, maintaining and defending patent rights, whether developed internally or licensed from third parties, relating to our program, product candidates, their methods of use and the processes for their manufacture. Our practice is to strive to protect our intellectual property by, among other methods, pursuing and obtaining patent protection in the United States and in jurisdictions outside of the United States related to our proprietary technology, inventions, improvements, programs and product candidates that are commercially important to the operation and growth of our business. We also rely on trade secrets

and know-how relating to our proprietary technology, programs and product candidates, continuing innovation and in-licensing opportunities to maintain, advance and fortify our proprietary position in our SVP-based immunotherapy program and product candidates. Our commercial success will depend in part on our ability to obtain and maintain patent and other proprietary protection for our program technology, inventions and improvements; to preserve the confidentiality of our trade secrets; to maintain our licenses to use intellectual property owned or controlled by third parties; to defend and enforce our proprietary rights, including our patents; and to operate without infringing the patents and proprietary rights of third parties.

We have developed and in-licensed numerous patents and patent applications and possess substantial know-how and trade secrets relating to our SVP-based immunotherapy technology, program and product candidates. Our patent portfolio contains 10 issued patents in the United States and 82 foreign issued patents, in all cases, owned solely by us. We also have 62 pending patent applications in the United States as well as 407 foreign pending patent applications, in all cases, owned solely by us. These patents and patent applications include claims directed to:

- tolerance and cancer immunotherapy programs;
- other immune stimulation programs;
- methods and compositions incorporating our proprietary SVP nanoparticle in a variety of tolerance applications, including:
 - mitigating or treating anti-drug antibodies association with protein drugs such as pegadricase or LMB-100, and
 - genetic therapies (such as viral delivery of genes).
- development and commercialization of SEL-212, including both composition of matter and method of treatment claims (there are three patent families that cover the SEL-212 product, one of which is a licensed, issued U.S. patent that covers the SEL-212 product, which expires in 2021); and
- methods and compositions incorporating our proprietary SVP nanoparticle in a variety of cancer immunotherapy applications, including:
 - creating various cancer vaccines, and
 - combination treatments, including co-treatment with PD-1/PDL-1 checkpoint inhibitors.

Set forth below is a table indicating the expiration dates for our owned patent families, or expected expiration dates in the case of our owned patent application families, corresponding to each of our programs.

Program	Description	Patent Family(1)	Expiration(2)
Refractory and chronic tophaceous gout (SEL-212)	ImmTOR co-administered with pegadricase	19	2032-2037
Mesothelioma/Pancreatic Cancer	ImmTOR co-administered with LMB-100	16	2032-2035
Gene therapy	ImmTOR co-administered with AAV vector	19	2032-2035
Peanut allergy	SVP-adjuvant and SVP-food allergen	13	2032-2035
Celiac disease	ImmTOR and SVP-gluten	13	2032-2035
Type 1 diabetes	ImmTOR and SVP-insulin	15	2032-2035
Smoking cessation and relapse prevention (SELA-070)	SVP-adjuvant and SVP-nicotine	6	2030-2032
HPV-associated cancer (SEL-701)	SVP-adjuvant and SVP-HPV antigen	6	2030-2032

(1) Reflects number of relevant patent and patent application families.

(2) Reflects expiration date and estimated expiration date ranges of issued patents and patent applications, respectively.

In addition, we have exclusively or non-exclusively licensed intellectual property, including the following patent portfolio: 36 U.S. issued patents; 235 foreign issued patents; 7 U.S. pending patent applications; and 74 foreign pending applications. The licensed patents and patent applications cover various aspects of the technology being developed by us, including claims directed to compositions of matter and methods of use, and have been filed in various countries worldwide including in North America, Europe and Asia, with material expiration dates varying from 2021 to, if claims are issued, 2028. In addition to filing and prosecuting patent applications in the United States, we often file analogous patent applications in the European Union and in additional foreign countries where we believe such filing is likely to be beneficial, including but not limited to Australia, Brazil, China, and Eurasia, including the Russian Federation, Europe, South Korea, Mexico, India, Israel and Japan.

Each patent's term depends upon the laws of the countries in which they are obtained. The patent term in most countries in which we file is 20 years from the earliest date of filing of a non-provisional patent application. Notably, the term of U.S. patents may be extended due to delays incurred due to compliance with FDA or by delays encountered during prosecution that

are caused by the USPTO. For example, the Hatch-Waxman Act permits a patent term extension for FDA-approved drugs of up to five years beyond the expiration of the patent, depending upon the length of time the drug is under regulatory review. There is a limit to the amount of time a patent may be extended in the United States; no patent extension can extend the remaining term of a patent beyond a total of 14 years from the date of product approval and only one patent applicable to an approved drug may be extended. Similar patent term extensions are available in Europe and other jurisdictions for patents that cover regulatory-approved drugs. Currently, we own or license patents with material expiration dates ranging from 2021 to 2032. If patents are issued on pending patent applications that we own or license, the resulting patents are expected to have material expiration dates ranging from 2027 to 2035. However, the actual patent protection period varies on a product-by-product basis, from country-to-country, and depends upon many factors, including the type of patent, the scope of its coverage, the availability of regulatory-related extensions, the availability of legal remedies in a particular country and the validity and enforceability of the patent.

COMPETITION

The biotechnology and pharmaceutical industries are characterized by rapidly advancing technologies, intense competition and a strong emphasis on proprietary products. We face potential competition from many different sources, including pharmaceutical and biotechnology companies, academic institutions and governmental agencies and public and private research institutions. Product candidates that we successfully develop and commercialize may compete with existing therapies and new therapies that may become available in the future.

Our competitors may have significantly greater financial resources, established presence in the market, expertise in research and development, manufacturing, preclinical and clinical testing, obtaining regulatory approvals and reimbursement and marketing approved products than we do. These competitors also compete with us in recruiting and retaining qualified scientific, sales, marketing and management personnel, establishing clinical trial sites and patient registration for clinical trials, as well as in acquiring technologies complementary to, or necessary for, our programs. Smaller or early-stage companies may also prove to be significant competitors, particularly through collaborative arrangements with large and established companies.

The key competitive factors affecting the success of SEL-212, and any other tolerance or immune stimulation product candidates that we develop, if approved, are likely to be their efficacy, safety, convenience, price, the level of generic competition and the availability of reimbursement from government and other third-party payors.

Our commercial opportunity could be reduced or eliminated if our competitors develop and commercialize products that are more effective, have fewer or less severe side effects, are more convenient or are less expensive than any products that we may develop. Our competitors also may obtain FDA or other regulatory approval for their products more rapidly than we may obtain approval for ours. In addition, our ability to compete may be affected in many cases by insurers or other third-party payors seeking to encourage the use of generic or biosimilar products. SEL-212 may compete with others in the gout market, including Krystexxa, which contains a pegylated uricase similar to the pegadricase component of SEL-212 and is indicated for the treatment of refractory gout. Horizon Pharma plc, whose affiliates own Krystexxa, may find other approaches to eliminate undesired immunogenicity to Krystexxa. Long-term treatment with global immunosuppressive products may increase the susceptibility to contract infections, tumors and may lead to organ failure. Large companies with active research to prevent the formation of ADAs and treat allergies or autoimmune diseases include Sanofi, Pfizer Inc., or Pfizer, and Merck & Co., Inc., or Merck. Small, early-stage biopharmaceutical companies active in the research for new technologies to induce antigen-specific immune tolerance include Anokion SA, AnToIRx Inc., Apitope International NV, Caladrius Biosciences, Cour Pharmaceutical Development Company, Inc., Dendright International, Inc., Parvus Therapeutics, REGIMMUNE Corporation, Rubius Therapeutics, Inc., Tolerion, Inc., Topas Therapeutics GmbH, and Txcell SA. However, we believe that most of these companies are focused on autoimmune and inflammatory diseases rather than immune tolerance to biologics.

GOVERNMENT REGULATION

Government authorities in the United States, at the federal, state and local level, and in other countries extensively regulate, among other things, the research, development, testing, manufacturing, quality control, approval, labeling, packaging, storage, record-keeping, promotion, advertising, distribution, post-approval monitoring and reporting, marketing and export and import of products such as those we are developing.

Our most advanced product candidate, SEL-212, is subject to regulation in the United States as a combination product. If marketed individually, each component would be subject to different regulatory pathways and would require approval of independent marketing applications by the FDA. A combination product, however, is assigned to a Center that will have primary jurisdiction over its regulation based on a determination of the combination product's primary mode of action, which is the single mode of action that provides the most important therapeutic action. In the case of our SEL-212, we believe that the primary mode of action is attributable to the biologic component of the product. In the case of SEL-212, which we believe will

be regulated as a therapeutic biologic, the FDA's Center for Drug Evaluation and Research, or CDER, will have primary jurisdiction over premarket development. We expect to seek approval of SEL-212 through a single Biologics License Application, or BLA, reviewed by CDER, and we do not expect that the FDA will require a separate marketing authorization for each constituent of SEL-212.

Biological products are subject to regulation under the Federal Food, Drug, and Cosmetic Act, or FD&C Act, and the Public Health Service Act, or PHS Act, and other federal, state, local and foreign statutes and regulations. SEL-212 and any other product candidates that we develop must be approved by the FDA before they may be legally marketed in the United States and by the appropriate foreign regulatory agency before they may be legally marketed in foreign countries.

U.S. biological products development process

The process required by the FDA before a biologic, including a gene therapy, may be marketed in the United States generally involves the following:

- completion of extensive nonclinical testing, sometimes referred to as preclinical testing, including laboratory tests, animal trials and formulation studies in accordance with applicable regulations, including good laboratory practices, or GLPs, and applicable requirements for humane use of laboratory animals;
- submission to the FDA of an IND, which must become effective before human clinical trials may begin;
- performance of adequate and well-controlled human clinical trials according to the FDA's regulations commonly referred to as good clinical practice, or GCP, regulations and any additional requirements for the protection of human research subjects and their health information, to establish the safety, purity and potency of the proposed biological product for its intended use;
- submission to the FDA of a BLA for marketing approval that includes substantive evidence of safety, purity, and potency from results of nonclinical testing and clinical trials;
- satisfactory completion of an FDA inspection of the manufacturing facility or facilities where the biological product is produced to assess compliance with cGMP requirements to assure that the facilities, methods and controls are adequate to preserve the biological product's identity, strength, quality and purity;
- potential FDA audit of the nonclinical and clinical study sites that generated the data in support of the BLA; and
- FDA review and approval, or licensure, of the BLA.

Before testing any biological product candidate in humans, the product candidate enters the preclinical testing stage. Preclinical tests, also referred to as nonclinical studies, include laboratory evaluations of product chemistry, toxicity and formulation, as well as animal studies to assess the potential safety and activity of the product candidate. The conduct of the preclinical tests must comply with federal regulations and requirements including GLPs.

The clinical study sponsor must submit the results of the preclinical tests, together with manufacturing information, analytical data, any available clinical data or literature and a proposed clinical protocol, to the FDA as part of the IND. Some preclinical testing may continue even after the IND is submitted. The IND automatically becomes effective 30 days after receipt by the FDA, unless the FDA places the clinical study on a clinical hold within that 30-day time period. In such a case, the IND sponsor and the FDA must resolve any outstanding concerns before the clinical study can begin. The FDA may also impose clinical holds on a biological product candidate at any time before or during clinical trials due to safety concerns or non-compliance. If the FDA imposes a clinical hold, trials may not recommence without FDA authorization and then only under terms authorized by the FDA.

In addition to the submission of an IND to the FDA before initiation of a clinical trial in the United States, certain human clinical trials involving recombinant or synthetic nucleic acid molecules had historically been subject to review by the Recombinant DNA Advisory Committee, or RAC, of the National Institutes of Health, or NIH, Office of Biotechnology Activities, or OBA, pursuant to the NIH Guidelines for Research Involving Recombinant or Synthetic Nucleic Acid Molecules, or NIH Guidelines. On August 17, 2018, the NIH issued a notice in the Federal Register and issued a public statement proposing changes to the oversight framework for gene therapy trials, including changes to the applicable NIH Guidelines to modify the roles and responsibilities of the RAC with respect to human clinical trials of gene therapy products, and requesting public comment on its proposed modifications. During the public comment period, which closed on October 16, 2018, the NIH announced that it would no longer accept new human gene transfer protocols for review as a part of the protocol registration process or convene the RAC to review individual clinical protocols. These trials remain subject to the FDA's oversight and other clinical trial regulations, and oversight at the local level will continue as set forth in the NIH Guidelines. Specifically, under the NIH Guidelines, supervision of human gene transfer trials includes evaluation and assessment by an Institutional Biosafety Committee, or IBC, a local institutional committee that reviews and oversees research utilizing recombinant or synthetic nucleic acid molecules at that institution. The IBC assesses the safety of the research and identifies any potential risk

to public health or the environment, and such review may result in some delay before initiation of a clinical trial. While the NIH Guidelines are not mandatory unless the research in question is being conducted at or sponsored by institutions receiving NIH funding of recombinant or synthetic nucleic acid molecule research, many companies and other institutions not otherwise subject to the NIH Guidelines voluntarily follow them.

Clinical trials involve the administration of the biological product candidate to healthy volunteers or patients under the supervision of qualified investigators, generally physicians not employed by or under the study sponsor's control. Clinical trials are conducted under protocols detailing, among other things, the objectives of the clinical study, dosing procedures, patient selection and exclusion criteria, and the parameters to be used to monitor patient safety, including stopping rules that assure a clinical study will be stopped if certain adverse events should occur. Each protocol and any amendments to the protocol must be submitted to the FDA as part of the IND. Clinical trials must be conducted and monitored in accordance with the FDA's regulations comprising the GCP requirements, including the requirement that all research patients provide informed consent. Further, each clinical study must be reviewed and approved by an independent institutional review board, or IRB, at or servicing each institution at which the clinical study will be conducted. Human clinical trials are typically conducted in three sequential phases that may overlap or be combined:

- *Phase I.* The biological product candidate is initially introduced into healthy human patients and tested for safety. In the case of some products for severe or life-threatening diseases, especially when the product may be too inherently toxic to ethically administer to healthy volunteers, the initial human testing is often conducted in patients.
- *Phase II.* The biological product candidate is evaluated in a limited patient population to identify possible adverse effects and safety risks, to preliminarily evaluate the efficacy of the product for specific targeted diseases and to determine dosage tolerance, optimal dosage and dosing schedule.
- *Phase III.* Clinical trials are undertaken to further evaluate dosage, clinical efficacy, potency, and safety in an expanded patient population at geographically dispersed clinical study sites. These clinical trials are intended to establish the overall risk/benefit ratio of the product and provide an adequate basis for product labeling.

Post-approval clinical trials, sometimes referred to as Phase IV clinical trials, may be conducted after initial marketing approval. These clinical trials are used to gain additional experience from the treatment of patients in the intended therapeutic indication, particularly for long-term safety follow-up.

During all phases of clinical development, regulatory agencies require extensive monitoring and auditing of all clinical activities, clinical data, and clinical study investigators. The FDA or the sponsor or its data safety monitoring board may suspend a clinical study at any time on various grounds, including a finding that the research patients or patients are being exposed to an unacceptable health risk. Similarly, an IRB can suspend or terminate approval of a clinical study at its institution if the clinical study is not being conducted in accordance with the IRB's requirements or if the biological product candidate has been associated with unexpected serious harm to patients.

There are also requirements governing the reporting of ongoing clinical trials and completed clinical trial results to public registries. Sponsors of clinical trials of FDA-regulated products, including biologics, are required to register and disclose certain clinical trial information, which is publicly available at www.clinicaltrials.gov. Concurrent with clinical trials, companies usually complete additional animal trials and must also develop additional information about the physical characteristics of the biological product candidate as well as finalize a process for manufacturing the product in commercial quantities in accordance with GMP requirements.

U.S. review and approval processes

After the completion of clinical trials of a biological product candidate, FDA approval of a BLA must be obtained before commercial marketing of the biological product. The BLA must include results of product development, laboratory and animal trials, human trials, information on the manufacture and composition of the product, proposed labeling and other relevant information. In addition, under the Pediatric Research Equity Act, or PREA, a BLA or supplement to a BLA must contain data to assess the safety and effectiveness of the biological product candidate for the claimed indications in all relevant pediatric subpopulations and to support dosing and administration for each pediatric subpopulation for which the product is safe and effective. The Food and Drug Administration Safety and Innovation Act, or FDASIA, requires that a sponsor who is planning to submit a marketing application for a drug or biological product that includes a new active ingredient, new indication, new dosage form, new dosing regimen or new route of administration submit an initial Pediatric Study Plan, or PSP, within sixty days after an c 2 meeting or as may be agreed between the sponsor and FDA. Unless otherwise required by regulation, PREA does not apply to any biological product for an indication for which orphan designation has been granted.

Under the Prescription Drug User Fee Act, or PDUFA, as amended, each BLA must be accompanied by a user fee. The FDA adjusts the PDUFA user fees on an annual basis. Fee waivers or reductions are available in certain circumstances, including a waiver of the application fee for the first application filed by a small business. Additionally, no user fees are assessed on BLAs for products designated as orphan drugs, unless the product also includes a non-orphan indication.

Within 60 days following submission of the application, the FDA reviews a BLA submitted to determine if it is substantially complete before the agency accepts it for filing. The FDA may refuse to file any BLA that it deems incomplete or not properly reviewable at the time of submission and may request additional information. In this event, the BLA must be resubmitted with the additional information. Once the submission is accepted for filing, the FDA begins an in-depth substantive review of the BLA. The FDA reviews the BLA to determine, among other things, whether the proposed product is safe, pure and potent for its intended use and whether the product is being manufactured in accordance with cGMP requirements to assure and preserve the product's identity, safety, strength, quality, potency and purity. The FDA may refer applications for novel biological products or biological products that present difficult questions of safety or efficacy to an advisory committee, typically a panel that includes clinicians and other experts, for review, evaluation and a recommendation as to whether the application should be approved and under what conditions. The FDA is not bound by the recommendations of an advisory committee, but it considers such recommendations carefully when making decisions. During the biological product approval process, the FDA also will determine whether a Risk Evaluation and Mitigation Strategy, or REMS, is necessary to assure the safe use of the biological product candidate. If the FDA concludes a REMS is needed, the sponsor of the BLA must submit a proposed REMS; the FDA will not approve the BLA without a REMS, if required.

Before approving a BLA, the FDA will inspect the facilities at which the product is manufactured. The FDA will not approve the product unless it determines that the manufacturing processes and facilities are in compliance with cGMP requirements and adequate to assure consistent production of the product within required specifications. Additionally, before approving a BLA, the FDA will typically inspect one or more clinical sites to assure that the clinical trials were conducted in compliance with IND study requirements and GCP requirements.

Notwithstanding the submission of relevant data and information, the FDA may ultimately decide that the BLA does not satisfy its regulatory criteria for approval and deny approval. Data obtained from clinical trials are not always conclusive and the FDA may interpret data differently than the applicant interprets the same data. If the FDA decides not to approve the BLA in its present form, the FDA will issue a complete response letter that usually describes all of the specific deficiencies in the BLA identified by the FDA. Additionally, the complete response letter may include recommended actions that the applicant might take to place the application in a condition for approval. If a complete response letter is issued, the applicant may either resubmit the BLA, addressing all of the deficiencies identified in the letter, or withdraw the application.

If a product receives regulatory approval, the approval may be significantly limited to specific diseases and dosages or the indications for use may otherwise be limited, which could restrict the commercial value of the product. Further, the FDA may require that certain contraindications, warnings or precautions be included in the product labeling. The FDA may impose restrictions and conditions on product distribution, prescribing, or dispensing in the form of a REMS, or otherwise limit the scope of any approval. In addition, the FDA may require post marketing clinical trials, sometimes referred to as Phase IV clinical trials, designed to further assess a biological product's safety and effectiveness, and testing and surveillance programs to monitor the safety of approved products that have been commercialized.

One of the performance goals agreed to by the FDA under the PDUFA is to review 90% of standard BLAs in 10 months from the filing date and 90% of priority BLAs in six months from the filing date, whereupon a review decision is to be made. The FDA does not always meet its PDUFA goal dates for standard and priority BLAs.

Orphan designation

The FDA may grant orphan designation to drugs or biologics intended to treat a rare disease or condition that affects fewer than 200,000 individuals in the United States, or if it affects more than 200,000 individuals in the United States, there is no reasonable expectation that the cost of developing and marketing the product for this type of disease or condition will be recovered from sales in the United States. Orphan designation must be requested before submitting a BLA. After the FDA grants orphan designation, the identity of the therapeutic agent and its potential orphan use are disclosed publicly by the FDA. Orphan designation does not convey any advantage in or shorten the duration of the regulatory review and approval process.

In the United States, orphan designation entitles a party to financial incentives such as opportunities for grant funding towards clinical trial costs, tax advantages and user-fee waivers. In addition, if a product receives the first FDA approval for the indication for which it has orphan designation, the product is entitled to orphan exclusivity, which means the FDA may not approve any other application to market the same product for the same indication for a period of seven years, except in limited circumstances, such as a showing of clinical superiority over the product with orphan exclusivity or where the manufacturer with orphan exclusivity is unable to assure sufficient quantities of the approved orphan designated product. Competitors, however, may receive approval of different products for the indication for which the orphan product has exclusivity or obtain approval for the same product but for a different indication for which the orphan product has exclusivity. Orphan product exclusivity also could block the approval of one of our products for seven years if a competitor obtains approval of the same biological product as defined by the FDA or if our product candidate is determined to be contained within the competitor's product for the same indication or disease. If a drug or biological product designated as an orphan product receives marketing approval for an indication broader than what is designated, it may not be entitled to orphan product exclusivity.

We have not requested orphan designation for our product candidates, but depending on the proposed indication for which we intend to develop our future products, we may in the future request such designation.

Expedited development and review programs

The FDA has a Fast Track program that is intended to expedite or facilitate the process for reviewing new biological products that meet certain criteria. Specifically, new biological products are eligible for Fast Track designation if they are intended to treat a serious or life-threatening disease or condition and demonstrate the potential to address unmet medical needs for the disease or condition. Fast Track designation applies to the combination of the product and the specific indication for which it is being studied. The sponsor of a new biologic may request that the FDA designate the biologic as a Fast Track product at any time during the clinical development of the product. Unique to a Fast Track product, the FDA may consider for review sections of the marketing application on a rolling basis before the complete application is submitted, if the sponsor provides a schedule for the submission of the sections of the application, the FDA agrees to accept sections of the application and determines that the schedule is acceptable, and the sponsor pays any required user fees upon submission of the first section of the application.

Any product submitted to the FDA for marketing, including under a Fast Track program, may be eligible for other types of FDA programs intended to expedite development and review, such as priority review and accelerated approval. Any product is eligible for priority review if it has the potential to provide safe and effective therapy where no satisfactory alternative therapy exists or a significant improvement in the treatment, diagnosis or prevention of a disease compared to marketed products. The FDA will attempt to direct additional resources to the evaluation of an application for a new biological product designated for priority review in an effort to facilitate the review. Additionally, a product may be eligible for accelerated approval. Biological products studied for their safety and effectiveness in treating serious or life-threatening illnesses and that provide meaningful therapeutic benefit over existing treatments may be eligible for accelerated approval, which means that they may be approved on the basis of adequate and well-controlled clinical studies establishing that the product has an effect on a surrogate endpoint that is reasonably likely to predict a clinical benefit, or on the basis of an effect on a clinical endpoint other than survival or irreversible morbidity or mortality or other clinical benefit, taking into account the severity, rarity, or prevalence of the condition and the availability or lack of alternative treatments. As a condition of approval, the FDA may require that a sponsor of a biological product subject to accelerated approval perform adequate and well-controlled post-marketing clinical studies. In addition, the FDA currently requires as a condition for accelerated approval pre-approval of promotional materials, which could adversely impact the timing of the commercial launch of the product. Fast Track designation, priority review and accelerated approval do not change the standards for approval but may expedite the development or approval process.

In addition, under the provisions of FDASIA, the FDA established a Breakthrough Therapy Designation which is intended to expedite the development and review of products that treat serious or life-threatening diseases or conditions. A breakthrough therapy is defined as a drug that is intended, alone or in combination with one or more other drugs, to treat a serious or life-threatening disease or condition, and preliminary clinical evidence indicates that the drug may demonstrate substantial improvement over existing therapies on one or more clinically significant endpoints, such as substantial treatment effects observed early in clinical development. The designation includes all of the features of Fast Track designation, as well as more intensive FDA interaction and guidance. The Breakthrough Therapy Designation is a distinct status from both accelerated approval and priority review, but these can also be granted to the same product candidate if the relevant criteria are met. The FDA must take certain actions, such as holding timely meetings and providing advice, intended to expedite the development and review of an application for approval of a breakthrough therapy. Requests for breakthrough therapy designation will be reviewed within 60 days of receipt, and FDA will either grant or deny the request.

Fast Track designation, priority review, accelerated approval and breakthrough therapy designation do not change the standards for approval but may expedite the development or approval process. Even if we receive one of these designations for our product candidates, the FDA may later decide that our product candidates no longer meet the conditions for qualification. In addition, these designations may not provide us with a material commercial advantage.

Post-approval requirements

Maintaining substantial compliance with applicable federal, state and local statutes and regulations requires the expenditure of substantial time and financial resources. Rigorous and extensive FDA regulation of biological products continues after approval, particularly with respect to cGMP requirements. Manufacturers of our products are required to comply with applicable requirements in the cGMP regulations, including quality control and quality assurance and maintenance of records and documentation. Other post-approval requirements applicable to biological products include record-keeping requirements, reporting of adverse effects and reporting updated safety and efficacy information.

We also must comply with the FDA's advertising and promotion requirements, such as those related to direct-to-consumer advertising, the prohibition on promoting products for uses or in patient populations that are not described in the product's approved labeling (known as "off-label use"), industry-sponsored scientific and educational activities and promotional activities involving the internet. Discovery of previously unknown problems or the failure to comply with the applicable regulatory requirements may result in restrictions on the marketing of a product or withdrawal of the product from the market as well as

possible civil or criminal sanctions. Failure to comply with the applicable U.S. requirements at any time during the product development process, approval process or after approval, may subject an applicant or manufacturer to administrative or judicial civil or criminal sanctions and adverse publicity. FDA sanctions could include refusal to approve pending applications, withdrawal of an approval, clinical hold, warning or untitled letters, product recalls, product seizures, total or partial suspension of production or distribution, injunctions, fines, refusals of government contracts, mandated corrective advertising or communications with doctors, debarment, restitution, disgorgement of profits, or civil or criminal penalties.

Biological product manufacturers and other entities involved in the manufacture and distribution of approved biological products are required to register their establishments with the FDA and certain state agencies, and are subject to periodic unannounced inspections by the FDA and certain state agencies for compliance with cGMP requirements and other laws. Accordingly, manufacturers must continue to expend time, money and effort in the area of production and quality control to maintain cGMP compliance. In addition, changes to the manufacturing process or facility generally require prior FDA approval before being implemented and other types of changes to the approved product, such as adding new indications and additional labeling claims, are also subject to further FDA review and approval.

Biosimilars and exclusivity

The Patient Protection and Affordable Care Act, or ACA, signed into law on March 23, 2010, includes a subtitle called the Biologics Price Competition and Innovation Act of 2009, or BPCIA, which created an abbreviated approval pathway for biological products that are biosimilar to or interchangeable with an FDA-licensed reference biological product.

Biosimilarity, which requires that there be no clinically meaningful differences between the biological product and the reference product in terms of safety, purity and potency, can be shown through analytical studies, animal studies and a clinical study or studies. Interchangeability requires that a product is biosimilar to the reference product and the product must demonstrate that it can be expected to produce the same clinical results as the reference product in any given patient and, for products that are administered multiple times to an individual, the biologic and the reference biologic may be alternated or switched after one has been previously administered without increasing safety risks or risks of diminished efficacy relative to exclusive use of the reference biologic. However, complexities associated with the larger, and often more complex, structures of biological products, as well as the processes by which such products are manufactured, pose significant hurdles to implementation of the abbreviated approval pathway that are still being worked out by the FDA.

Under the BPCIA, an application for a biosimilar product may not be submitted to the FDA until four years following the date that the reference product was first licensed by the FDA. In addition, the approval of a biosimilar product may not be made effective by the FDA until 12 years from the date on which the reference product was first licensed. During this 12-year period of exclusivity, another company may still market a competing version of the reference product if the FDA approves a full BLA for the competing product containing the sponsor's own preclinical data and data from adequate and well-controlled clinical trials to demonstrate the safety, purity and potency of their product. The BPCIA also created certain exclusivity periods for certain biosimilars approved as interchangeable products. At this juncture, it is unclear whether products deemed "interchangeable" by the FDA will, in fact, be readily substituted by pharmacies, which are governed by state pharmacy law.

A biological product can also obtain pediatric market exclusivity in the United States. Pediatric exclusivity, if granted, adds six months to existing exclusivity periods and patent terms. This six-month exclusivity, which runs from the end of other exclusivity protection or patent term, may be granted based on the voluntary completion of a pediatric study in accordance with an FDA-issued "Written Request" for such a study.

The BPCIA is complex and continues to be interpreted and implemented by the FDA. As a result, the ultimate impact, implementation and meaning of the BPCIA is subject to significant uncertainty.

Government regulation outside of the United States

In addition to regulations in the United States, we will be subject to a variety of regulations in other jurisdictions governing, among other things, clinical studies and any commercial sales and distribution of our products. Because biologically sourced raw materials are subject to unique contamination risks, their use may be restricted in some countries.

Whether or not we obtain FDA approval for a product, we must obtain the requisite approvals from regulatory authorities in foreign countries prior to the commencement of clinical studies or marketing of the product in those countries. Certain countries outside of the United States have a similar process that requires the submission of a clinical study application much like the IND prior to the commencement of human clinical studies. In the European Union, for example, a clinical trial authorization, or CTA, must be submitted to each country's national health authority and an independent ethics committee, much like the FDA and the IRB, respectively. Once the CTA is approved in accordance with a country's requirements, clinical study development may proceed.

The requirements and process governing the conduct of clinical studies, product licensing, pricing and reimbursement vary from country to country. In all cases, the clinical studies are conducted in accordance with GCP and the applicable regulatory requirements and the ethical principles that have their origin in the Declaration of Helsinki.

In the European Economic Area, or EEA, which is composed of the 28 Member States of the European Union plus Norway, Iceland and Liechtenstein, medicinal products can only be commercialized after obtaining a Marketing Authorization, or MA.

There are two types of MAs.

- The Community MA, which is issued by the European Commission through the Centralized Procedure, based on the opinion of the Committee for Medicinal Products for Human Use, or CHMP, of the European Medicines Agency, or EMA, and which is valid throughout the entire territory of the EEA. The Centralized Procedure is mandatory for certain types of products, such as biotechnology medicinal products, orphan medicinal products, advanced therapy medicinal products (such as gene therapy, somatic cell therapy and tissue engineered products), and medicinal products that contain a new active substance indicated for the treatment of AIDS, cancer, neurodegenerative disorders, diabetes, auto-immune and viral diseases. The Centralized Procedure is optional for products containing a new active substance not yet authorized in the EEA, or for products that constitute a significant therapeutic, scientific or technical innovation or which are in the interest of public health in the EU. Under the Centralized Procedure the maximum timeframe for the evaluation of a marketing authorization application is 210 days (excluding clock stops, when additional written or oral information is to be provided by the applicant in response to questions asked by the CHMP). Accelerated evaluation might be granted by the CHMP in exceptional cases, when the authorization of a medicinal product is of major interest from the point of view of public health and in particular from the viewpoint of therapeutic innovation. Under the accelerated procedure the standard 210 days review period is reduced to 150 days.
- National MAs, which are issued by the competent authorities of the Member States of the EEA and only cover their respective territory, are available for products not falling within the mandatory scope of the Centralized Procedure. Where a product has already been authorized for marketing in a Member State of the EEA, this National MA can be recognized in another Member States through the Mutual Recognition Procedure. If the product has not received a National MA in any Member State at the time of application, it can be approved simultaneously in various Member States through the Decentralized Procedure.

To obtain regulatory approval of an investigational biological product under European Union regulatory systems, we must submit a marketing authorization application, which is similar to the U.S. BLA. The European Union also provides opportunities for market exclusivity. For example, in the European Union, upon receiving marketing authorization, new chemical entities generally receive eight years of data exclusivity and an additional two years of market exclusivity. If granted, data exclusivity prevents regulatory authorities in the European Union from referencing the innovator's data to assess a generic or biosimilar application. During the additional two-year period of market exclusivity, a generic marketing authorization can be submitted, and the innovator's data may be referenced, but no generic or biosimilar product can be marketed until the expiration of the market exclusivity. However, there is no guarantee that a product will be considered by the European Union's regulatory authorities to be a new chemical entity, and products may not qualify for data exclusivity. Products receiving orphan designation in the European Union can receive ten years of market exclusivity, during which time no marketing authorization application shall be accepted and no marketing authorization shall be granted for a similar medicinal product for the same indication. An orphan product can also obtain an additional two years of market exclusivity in the European Union for pediatric studies. No extension to any supplementary protection certificate can be granted on the basis of pediatric studies for orphan indications.

The criteria for designating an "orphan medicinal product" in the European Union are similar in principle to those in the United States. Under Article 3 of Regulation (EC) 141/2000, a medicinal product may be designated as orphan if (1) it is intended for the diagnosis, prevention or treatment of a life-threatening or chronically debilitating condition; (2) either (a) such condition affects no more than five in 10,000 persons in the European Union when the application is made, or (b) the product, without the benefits derived from orphan status, would not generate sufficient return in the European Union to justify investment; and (3) there exists no satisfactory method of diagnosis, prevention or treatment of such condition authorized for marketing in the European Union, or if such a method exists, the product will be of significant benefit to those affected by the condition, as defined in Regulation (EC) 847/2000. Orphan medicinal products are eligible for financial incentives such as reduction of fees or fee waivers and are, upon grant of a marketing authorization, entitled to ten years of market exclusivity for the approved therapeutic indication. The application for orphan drug designation must be submitted before the application for marketing authorization. The applicant will receive a fee reduction for the marketing authorization application if the orphan drug designation has been granted, but not if the designation is still pending at the time the marketing authorization is submitted. Orphan drug designation does not convey any advantage in, or shorten the duration of, the regulatory review and approval process.

The 10-year market exclusivity may be reduced to six years if, at the end of the fifth year, it is established that the product no longer meets the criteria for orphan designation, for example, if the product is sufficiently profitable not to justify maintenance of market exclusivity. Additionally, marketing authorization may be granted to a similar product for the same indication at any time if the:

- second applicant can establish that its product, although similar, is safer, more effective or otherwise clinically superior;
- applicant consents to a second orphan medicinal product application; or
- applicant cannot supply enough orphan medicinal product.

For other countries outside of the European Union, such as countries in Eastern Europe, Latin America or Asia, the requirements governing the conduct of clinical studies, product licensing, pricing and reimbursement vary from country to country. In all cases, again, the clinical studies are conducted in accordance with GCP and the applicable regulatory requirements and the ethical principles that have their origin in the Declaration of Helsinki.

We are also subject to data privacy and security laws in the jurisdictions outside of the U.S. in which we are established, run clinical trials or in which we sell or market our products once approved. For example, in Europe we are subject to Regulation (EU) 2016/679 (General Data Protection Regulation or GDPR) in relation to our collection, control, processing and other use of personal data (i.e. data relating to an identifiable living individual). We process personal data in relation to participants in our clinical trials in the EEA., including the health and medical information of these participants. The GDPR is directly applicable in each E.U. Member State, however, it provides that E.U. Member States may introduce further conditions, including limitations which could limit our ability to collect, use and share personal data (including health and medical information), or could cause our compliance costs to increase, ultimately having an adverse impact on our business. The GDPR imposes onerous accountability obligations requiring data controllers and processors to maintain a record of their data processing and implement policies as part of its mandated privacy governance framework. It also requires data controllers to be transparent and disclose to data subjects (in a concise, intelligible and easily accessible form) how their personal information is to be used, imposes limitations on retention of personal data; defines for the first time pseudonymized (i.e., key-coded) data; introduces mandatory data breach notification requirements; and sets higher standards for data controllers to demonstrate that they have obtained valid consent for certain data processing activities. We are also subject to E.U. rules with respect to cross-border transfers of personal data out of the E.U. and EEA. We are subject to the supervision of local data protection authorities in those E.U. jurisdictions where we are established or otherwise subject to the GDPR. Fines for certain breaches of the GDPR are significant: up to the greater of EUR 20 million or 4% of total global annual turnover. In addition to the foregoing, a breach of the GDPR could result in regulatory investigations, reputational damage, orders to cease/ change our use of data, enforcement notices, as well potential civil claims including class action type litigation where individuals suffer harm.

If we fail to comply with applicable foreign regulatory requirements, we may be subject to, among other things, fines, suspension or withdrawal of regulatory approvals, product recalls, seizure of products, operating restrictions and criminal prosecution.

Other healthcare laws

In addition to FDA restrictions on marketing of pharmaceutical and biological products, other U.S. federal and state healthcare regulatory laws restrict business practices in the biopharmaceutical industry, which include, but are not limited to, state and federal anti-kickback, false claims, data privacy and security, and physician payment and drug pricing transparency laws.

The federal Anti-Kickback Statute prohibits, among other things, any person or entity from knowingly and willfully offering, paying, soliciting, receiving or providing any remuneration, directly or indirectly, overtly or covertly, to induce or in return for purchasing, leasing, ordering, or arranging for or recommending the purchase, lease, or order of any item or service reimbursable, in whole or in part, under Medicare, Medicaid or other federal healthcare programs. The term “remuneration” has been broadly interpreted to include anything of value. The Anti-Kickback Statute has been interpreted to apply to arrangements between pharmaceutical manufacturers on the one hand and prescribers, purchasers and formulary managers on the other. The intent standard under the Anti-Kickback Statute was amended by the ACA to a stricter standard such that a person or entity does not need to have actual knowledge of the statute or specific intent to violate it in order to have committed a violation. Violation of the federal Anti-Kickback Statute may also constitute a false or fraudulent claim for purposes of the federal civil False Claims Act. The majority of states also have anti-kickback laws, which establish similar prohibitions and in some cases may apply to items or services reimbursed by any third-party payor, including commercial insurers.

The federal false claims and civil monetary penalties laws, including the civil False Claims Act, prohibit any person or entity from, among other things, knowingly presenting, or causing to be presented, a false, fictitious or fraudulent claim for payment to, or approval by, the federal government or knowingly making, using, or causing to be made or used a false record or statement material to a false or fraudulent claim to the federal government, or from knowingly making a false statement to avoid, decrease or conceal an obligation. A claim includes “any request or demand” for money or property presented to the U.S.

government. Actions under the civil False Claims Act may be brought by the Attorney General or as a qui tam action by a private individual in the name of the government. Violations of the civil False Claims Act can result in very significant monetary penalties and treble damages. In addition, the civil monetary penalties statute imposes penalties against any person who is determined to have presented or caused to be presented a claim to a federal health program that the person knows or should know is for an item or service that was not provided as claimed or is false or fraudulent. Many states also have similar fraud and abuse statutes or regulations that apply to items and services reimbursed under Medicaid and other state programs, or, in several states, apply regardless of the payor. Given the significant size of actual and potential settlements, it is expected that the government authorities will continue to devote substantial resources to investigating healthcare providers' and manufacturers' compliance with applicable fraud and abuse laws.

The federal Health Insurance Portability and Accountability Act of 1996, or HIPAA, prohibits, among other actions, knowingly and willfully executing, or attempting to execute, a scheme to defraud any healthcare benefit program, including private third-party payors, knowingly and willfully embezzling or stealing from a healthcare benefit program, willfully obstructing a criminal investigation of a healthcare offense, and knowingly and willfully falsifying, concealing or covering up a material fact or making any materially false, fictitious or fraudulent statement in connection with the delivery of or payment for healthcare benefits, items or services. A person or entity does not need to have actual knowledge of the statute or specific intent to violate it in order to have committed a violation.

In addition, there has been a recent trend of increased federal and state regulation of payments made to physicians and certain other healthcare providers. The ACA imposed, among other things, new annual reporting requirements through the Physician Payments Sunshine Act for covered manufacturers for certain payments and "transfers of value" provided to physicians and teaching hospitals, as well as ownership and investment interests held by physicians and their immediate family members. Failure to submit timely, accurately and completely the required information for all payments, transfers of value and ownership or investment interests may result in civil monetary penalties. In addition, certain states require implementation of compliance programs and compliance with the pharmaceutical industry's voluntary compliance guidelines and the relevant compliance guidance promulgated by the federal government, impose restrictions on marketing practices, and/or tracking and reporting of pricing information and marketing expenditure as well as gifts, compensation and other remuneration or items of value provided to physicians and other healthcare professionals and entities.

We may also be subject to data privacy and security regulation by both the federal government and the states in which we conduct our business. HIPAA, as amended by the Health Information Technology for Economic and Clinical Health Act, or HITECH, and their respective implementing regulations, impose specified requirements relating to the privacy, security and transmission of individually identifiable health information held by covered entities and their business associates. Among other things, HITECH made HIPAA's security standards directly applicable to, as well as imposed certain other privacy obligations on, "business associates," defined as independent contractors or agents of covered entities that create, receive, maintain or transmit protected health information in connection with providing a service for or on behalf of a covered entity. HITECH also increased the civil and criminal penalties that may be imposed against covered entities, business associates and possibly other persons, and gave state attorneys general new authority to file civil actions for damages or injunctions in federal courts to enforce the federal HIPAA laws and seek attorney's fees and costs associated with pursuing federal civil actions. In addition, state laws govern the privacy and security of health information in certain circumstances, many of which differ from each other in significant ways and may not have the same requirements, thus complicating compliance efforts.

If our operations are found to be in violation of any of such laws or any other governmental regulations that apply to us, we may be subject to penalties, including, without limitation, administrative, civil and criminal penalties, damages, fines, disgorgement, contractual damages, reputational harm, diminished profits and future earnings, the curtailment or restructuring of our operations, exclusion from participation in federal and state healthcare programs and individual imprisonment, any of which could adversely affect our ability to operate our business and our financial results.

To the extent that any of our product candidates, once approved, are sold in a foreign country, we may be subject to similar foreign laws and regulations, which may include, for instance, applicable post-marketing requirements, including safety surveillance, anti-fraud and abuse laws, and implementation of corporate compliance programs and reporting of payments or other transfers of value to healthcare professionals.

Coverage and reimbursement

Significant uncertainty exists as to the coverage and reimbursement status of any pharmaceutical or biological products for which we obtain regulatory approval. In the United States and markets in other countries, patients who are prescribed treatments for their conditions and providers performing the prescribed services generally rely on third-party payors to reimburse all or part of the associated healthcare costs. Patients are unlikely to use our products unless coverage is provided and reimbursement is adequate to cover a significant portion of the cost of our products. Sales of any products for which we receive regulatory approval for commercial sale will therefore depend, in part, on the availability of coverage and adequate

reimbursement from third-party payors. Third-party payors include government authorities, managed care plans, private health insurers and other organizations.

The process for determining whether a third-party payor will provide coverage for a pharmaceutical or biological product typically is separate from the process for setting the price of such product or for establishing the reimbursement rate that the payor will pay for the product once coverage is approved. Third-party payors may limit coverage to specific products on an approved list, also known as a formulary, which might not include all of the FDA-approved products for a particular indication. A decision by a third-party payor not to cover our product candidates could reduce physician utilization of our products once approved and have a material adverse effect on our sales, results of operations and financial condition. Moreover, a third-party payor's decision to provide coverage for a pharmaceutical or biological product does not imply that an adequate reimbursement rate will be approved. Adequate third-party reimbursement may not be available to enable us to maintain price levels sufficient to realize an appropriate return on our investment in product development. Additionally, coverage and reimbursement for products can differ significantly from payor to payor. One third-party payor's decision to cover a particular medical product or service does not ensure that other payors will also provide coverage for the medical product or service, or will provide coverage at an adequate reimbursement rate.

The containment of healthcare costs is a priority of federal, state and foreign governments, and the prices of pharmaceutical or biological products have been a focus in this effort. Third-party payors are increasingly challenging the prices charged for medical products and services, examining the medical necessity and reviewing the cost-effectiveness of pharmaceutical or biological products, medical devices and medical services, in addition to questioning safety and efficacy. If these third-party payors do not consider our products to be cost-effective compared to other available therapies, they may not cover our products after FDA approval or, if they do, the level of payment may not be sufficient to allow us to sell our products at a profit.

Healthcare reform

A primary trend in the U.S. healthcare industry and elsewhere is cost containment. Government authorities and other third-party payors have attempted to control costs by limiting coverage and the amount of reimbursement for particular medical products. For example, the ACA, among other things, increased the minimum Medicaid rebates owed by most manufacturers under the Medicaid Drug Rebate Program; introduced a new methodology by which rebates owed by manufacturers under the Medicaid Drug Rebate Program are calculated for drugs that are inhaled, infused, instilled, implanted or injected; extended the Medicaid Drug Rebate Program to utilization of prescriptions of individuals enrolled in Medicaid managed care plans; subjected drug manufacturers to new annual fees based on pharmaceutical companies' share of sales to federal healthcare programs; and created a new Patient Centered Outcomes Research Institute to oversee, identify priorities in, and conduct comparative clinical effectiveness research, along with funding for such research.

We expect that the ACA, as well as other healthcare reform measures that may be adopted in the future, may result in more rigorous coverage criteria and lower reimbursement and additional downward pressure on the price that we receive for any approved product. Any reduction in reimbursement from Medicare or other government-funded programs may result in a similar reduction in payments from private payors. The implementation of cost containment measures or other healthcare reforms may prevent us from being able to generate revenue, attain profitability or commercialize our drugs.

We also expect that the current presidential administration and U.S. Congress will continue to seek to modify, repeal, or otherwise invalidate all, or certain provisions of, the ACA. Recently, the Tax Cuts and Jobs Act was enacted, which, among other things, removes penalties for not complying with the individual mandate to carry health insurance. Further, on December 14, 2018, a U.S. District Court Judge in the Northern District of Texas, ruled that the individual mandate is a critical and inseparable feature of the ACA, and therefore, because it was repealed as part of the Tax Cuts and Jobs Act, the remaining provisions of the ACA are invalid as well. While the Trump Administration and the Centers for Medicare and Medicaid Services have both stated that the ruling will have no immediate effect, it is unclear how this decision, subsequent appeals, if any, and other efforts to repeal and replace the ACA will impact the law.

In addition, other legislative changes have been proposed and adopted in the United States since the ACA was enacted. This included aggregate reductions of Medicare payments to providers of 2% per fiscal year, which went into effect on April 1, 2013 and, due to subsequent legislative amendments, will stay in effect through 2027 unless additional Congressional action is taken. On January 2, 2013, the American Taxpayer Relief Act was signed into law, which, among other things, further reduced Medicare payments to several providers, including hospitals and imaging centers, and increased the statute of limitations period for the government to recover overpayments to providers from three to five years. Recently there has also been heightened governmental scrutiny over the manner in which manufacturers set prices for their marketed products, which has resulted in several Congressional inquiries and proposed and enacted legislation designed to, among other things, bring more transparency to product pricing, review the relationship between pricing and manufacturer patient programs, and reform government program reimbursement methodologies.

We expect that additional state and federal healthcare reform measures will be adopted in the future, any of which could limit the amounts that federal and state governments will pay for healthcare products and services, which could result in reduced demand for our products once approved or additional pricing pressures.

Employees

As of January 31, 2019, we had 39 full-time employees, 28 of whom were primarily engaged in research and development activities. A total of 7 employees have either one or both an M.D. or Ph.D. degree. None of our employees is represented by a labor union and we consider our employee relations to be good.

Corporate Information

We were incorporated in Delaware in 2007. Our principal executive offices are located at 480 Arsenal Way, Watertown, MA 02472 and our telephone number is (617) 923-1400. Our website address is www.selectabio.com. Information contained on or accessible through our website is not a part of this Annual Report on Form 10-K, and the inclusion of our website address in this Annual Report on Form 10-K is an inactive textual reference only.

Available Information

We file electronically with the SEC, our annual reports on Form 10-K, quarterly reports on Form 10-Q, current reports on Form 8-K, proxy statements and other information. Our SEC filings are available to the public over the Internet at the SEC's website at <http://www.sec.gov>. We make available on our website at www.selectabio.com, under "Investors," free of charge, copies of these reports as soon as reasonably practicable after filing or furnishing these reports with the SEC.

Item 1A. Risk Factors

Investing in our common stock involves a high degree of risk. You should consider carefully the risks described below, together with the other information included or incorporated by reference in this Annual Report on Form 10-K. If any of the following risks occur, our business, financial condition, results of operations and future growth prospects could be materially and adversely affected. In these circumstances, the market price of our common stock could decline. Other events that we do not currently anticipate or that we currently deem immaterial may also affect our business, prospects, financial condition and results of operations.

RISKS RELATED TO OUR FINANCIAL POSITION AND NEED FOR ADDITIONAL CAPITAL

We are a development-stage company and have incurred significant losses since our inception. We expect to incur losses for the foreseeable future and may never achieve or maintain profitability.

Since inception, we have incurred significant operating losses in every year. Our net loss was \$65.3 million, \$65.3 million and \$36.2 million for the years ended December 31, 2018, 2017 and 2016, respectively. As of December 31, 2018, we had an accumulated deficit of \$280.4 million. To date, we have financed our operations primarily through the public offering and private placements of our securities, funding received from research grants and collaboration arrangements and our credit facility. We currently have no source of product revenue, and we do not expect to generate product revenue for the foreseeable future. All of our revenue to date has been collaboration and grant revenue. We have devoted substantially all of our financial resources and efforts to developing our ImmTOR technology, identifying potential product candidates and conducting preclinical studies and our clinical trials. We are in the early stages of development of our product candidates, and we have not completed development of any ImmTOR-enabled therapies. We expect to continue to incur significant expenses and operating losses for the foreseeable future. We expect that our expenses will increase substantially as we:

- conduct additional clinical trials of SEL-212, our lead product candidate;
- continue the research and development of our other product candidates;
- seek to enhance our ImmTOR technology and discover and develop additional product candidates;
- seek regulatory approvals for any product candidates that successfully complete clinical trials;
- potentially establish a sales, marketing and distribution infrastructure and scale up external manufacturing capabilities to commercialize any products for which we may obtain regulatory approval;
- maintain, expand and protect our intellectual property portfolio, including through licensing arrangements;
- add clinical, scientific, operational, financial and management information systems and personnel, including personnel to support our product development and potential future commercialization efforts and to support our operations as a public company; and
- experience any delays or encounter any issues with any of the above, including, but not limited to, failed studies, complex results, safety issues or other regulatory, manufacturing or scale-up challenges.

To become and remain profitable, we must succeed in developing and eventually commercializing products that generate significant revenue. This will require us to be successful in a range of challenging activities, including completing preclinical testing and clinical trials of our product candidates, discovering additional product candidates, obtaining regulatory approval and securing reimbursement for these product candidates, manufacturing, marketing and selling any products for which we may obtain regulatory approval, and establishing and managing our collaborations at various stages of a product candidate's development. We are only in the preliminary stages of most of these activities. We may never succeed in these activities and, even if we do, may never generate revenues that are significant enough to achieve profitability.

Because of the numerous risks and uncertainties associated with pharmaceutical and biological product development, we are unable to accurately predict the timing or amount of increased expenses or when, or if, we will be able to achieve profitability. If we are required by the FDA or other regulatory authorities to perform studies in addition to those currently expected, or if there are any delays in completing our clinical trials or the development of any of our product candidates, our expenses could increase and revenue could be further delayed.

Even if we do achieve profitability, we may not be able to sustain or increase profitability on a quarterly or annual basis. Our failure to become and remain profitable would depress our value and could impair our ability to raise capital, expand our business, maintain our research and development efforts, diversify our product offerings or continue our operations.

We will need substantial additional funding in order to complete development of our product candidates and commercialize our products, if approved. If we are unable to raise capital when needed, we could be forced to delay, reduce or eliminate our product development programs or commercialization efforts.

We expect our expenses to increase in connection with our ongoing activities, particularly as we conduct our clinical trials of SEL-212, and continue research and development for our other product candidates. In addition, if we obtain regulatory approval for any of our product candidates, we expect to incur significant commercialization expenses related to product manufacturing, marketing, sales and distribution. Accordingly, we will need to obtain substantial additional funding to continue operations. If we are unable to raise capital when needed or on attractive terms, we could be forced to delay, reduce or eliminate our clinical trials, our other research and development programs or any future commercialization efforts.

We believe that our existing cash, cash equivalents and investments, and restricted cash as of December 31, 2018, together with the net proceeds from our recent follow-on offering in January 2019, will enable us to fund our operating expenses and capital expenditure requirements into the first quarter of 2020. The current operating plan accounts for funding in preparation for the planned Phase 3 clinical program for SEL-212. However, prior to beginning the Phase 3 clinical program, we expect to conduct the planned head-to-head Phase 2 trial against Krystexxa. We believe that we have the financial resources to complete the planned head-to-head Phase 2 trial against Krystexxa, but will require an additional equity offering or other external sources of capital to conduct the planned Phase 3 program for SEL-212. We have based this estimate on assumptions that may prove to be wrong, and we could use our capital resources sooner than we currently expect. Because of the uncertainty in securing additional capital, we have concluded that substantial doubt exists with respect to our ability to continue as a going concern within one year after the date of the filing of this Annual Report on Form 10-K.

Our future capital requirements will depend on many factors, including:

- the scope, progress, results and costs of our clinical trials of SEL-212;
- the number of product candidates that we pursue;
- our collaboration agreements remaining in effect, our entering into additional collaboration agreements and our ability to achieve milestones under these agreements;
- the cost of manufacturing clinical supplies of our product candidates;
- our headcount growth and associated costs;
- the scope, progress, results and costs of preclinical development, laboratory testing and clinical trials for our other product candidates;
- the costs, timing and outcome of regulatory review of our product candidates;
- the costs and timing of future commercialization activities, including manufacturing, marketing, sales and distribution, for any of our product candidates for which we receive marketing approval;
- the revenue, if any, received from commercial sales of our product candidates for which we receive marketing approval;
- the costs and timing of preparing, filing and prosecuting patent applications, maintaining and enforcing our intellectual property rights and defending any intellectual property-related claims;
- the effect of competing technological and market developments; and
- the extent to which we acquire or invest in businesses, products and technologies, including entering into licensing or collaboration arrangements for product candidates.

Any additional fundraising efforts may divert our management from their day-to-day activities, which may adversely affect our ability to develop and commercialize our product candidates. In addition, we cannot guarantee that future financing will be available in sufficient amounts or on terms acceptable to us, if at all. Moreover, the terms of any financing may adversely affect the holdings or the rights of our stockholders, and the issuance of additional securities, whether equity or debt, by us, or the possibility of such issuance, may cause the market price of our shares to decline. The sale of additional equity or convertible securities would dilute all of our stockholders. The incurrence of indebtedness could result in increased fixed payment obligations and we may be required to agree to certain restrictive covenants, such as limitations on our ability to incur additional debt, limitations on our ability to acquire, sell or license intellectual property rights and other operating restrictions that could adversely impact our ability to conduct our business. We could also be required to seek funds through arrangements with collaborators or others at an earlier stage than otherwise would be desirable and we may be required to relinquish rights to some of our technologies or product candidates or otherwise agree to terms unfavorable to us, any of which may have a material adverse effect on our business, operating results and prospects.

If we are unable to obtain funding on a timely basis, we may be required to significantly curtail, delay or discontinue one or more of our research or development programs, including our clinical trial programs, or the commercialization of any product candidates, or be unable to sustain or expand our operations or otherwise capitalize on our business opportunities, as desired, which could materially affect our business, financial condition and results of operations.

Our recurring losses from operations and negative cash flows from operations raise substantial doubt regarding our ability to continue as a going concern.

As of December 31, 2018 and December 31, 2017, we had an accumulated deficit of \$280.4 million and \$216.9 million, respectively. We anticipate operating losses to continue for the foreseeable future due to, among other things, costs related to research, development of our product candidates, conducting preclinical studies and clinical trials, and our administrative organization. We will require substantial additional financing to fund our operations and to continue to execute our strategy, and we will pursue a range of options to secure additional capital. These conditions raise substantial doubt about our ability to continue as a going concern within one year after the date of filing this Annual Report on Form 10-K.

We are exploring various sources of funding such as strategic collaborations and the issuance of equity to fund our operations. If we raise additional funds through strategic collaborations and alliances, which may include existing collaboration partners, we may have to relinquish valuable rights to our technologies or product candidates, or grant licenses on terms that are not favorable to us. To the extent that we raise additional capital through the sale of equity, the ownership interest of our existing shareholders will be diluted and other preferences may be necessary that adversely affect the rights of existing shareholders. The current operating plan accounts for funding in preparation for the planned Phase 3 clinical program for SEL-212. However, prior to beginning the Phase 3 clinical program, we expect to conduct the planned head-to-head Phase 2 trial against Krystexxa. We believe that we have the financial resources to complete the planned head-to-head Phase 2 trial against Krystexxa, but will require an additional equity offering or other external sources of capital to conduct the planned Phase 3 program for SEL-212. If we are unable to raise sufficient capital through the transactions discussed above, we intend to curtail expenses contemplated by the current operating plan, and we may be required to delay, limit, reduce or terminate our product development efforts or grant rights to develop and market product candidates that we would otherwise prefer to develop and market ourselves. If the foregoing plans are unsuccessful and we are unable to continue as a going concern, you could lose all or part of your investment in the company.

Our limited operating history may make it difficult for you to evaluate the success of our business to date and to assess our future viability.

We commenced active operations in 2007, and our operations to date have been limited to developing and researching our ImmTOR technology and related products and programs, building our intellectual property portfolio, developing our supply chain, planning our business, raising capital and providing general and administrative support for these operations. Other than SEL-212, our lead product candidate, and SEL-403, our product candidate utilizing LMB-100 in combination with ImmTOR, which we have decided to de-prioritize, our product candidates are still in preclinical development. While we have completed our Phase 1 clinical trial for SEL-212, we have not yet completed any other clinical trials for SEL-212 or any other product candidate, nor have we demonstrated our ability to successfully complete any Phase 3 or other pivotal clinical trials, obtain regulatory approvals, manufacture a commercial scale product, or arrange for a third party to do so on our behalf, or conduct sales and marketing activities necessary for successful product commercialization. Additionally, we expect our financial condition and operating results to continue to fluctuate significantly from quarter-to-quarter and year-to-year due to a variety of factors, many of which are beyond our control. Consequently, any predictions you make about our future success or viability may not be as accurate as they could be if we had a longer operating history.

The terms of our credit facility place restrictions on our operating and financial flexibility. If we raise additional capital through debt financing, the terms of any new debt could further restrict our ability to operate our business.

On September 12, 2017, we entered into a term loan facility of up to \$21.0 million with Silicon Valley Bank, or SVB. The term loan facility is governed by a loan and security agreement, dated September 12, 2017, between us and SVB, which was funded in full on September 13, 2017. The term loan facility with SVB is secured by a lien on substantially all of our assets, other than intellectual property, provided that such lien on substantially all assets includes any rights to payments and proceeds from the sale, licensing or disposition of intellectual property. We also granted SVB a negative pledge with respect to our intellectual property.

The term loan facility contains customary covenants and representations, including but not limited to financial reporting obligations and limitations on dividends, indebtedness, collateral, investments, distributions, transfers, mergers or acquisitions, taxes, corporate changes, deposit accounts, and subsidiaries. The term loan facility also contains other customary provisions, such as expense reimbursement, non-disclosure obligations as well as indemnification rights for the benefit of SVB. The events of default under the term loan facility include, but are not limited to, our failure to make any payments of principal or interest under the term loan facility or other transaction documents, our breach or default in the performance of any covenant under the term loan facility or other transaction documents, the occurrence of a material adverse effect, making a false or misleading representation or warranty in any material respect under the term loan facility, our insolvency or bankruptcy, any attachment or judgment on our assets of at least approximately \$0.3 million, or the occurrence of any default under any of our agreements or obligations involving indebtedness in excess of approximately \$0.3 million. If an event of default occurs, SVB is

entitled to take enforcement action, including acceleration of amounts due under the term loan facility. If we raise any additional debt financing, the terms of such additional debt could further restrict our operating and financial flexibility.

Our ability to use our net operating loss and research and development tax credit carryforwards to offset future taxable income may be subject to certain limitations.

We have net operating loss carryforwards, or NOLs, for federal and state income tax purposes that may be available to offset our future taxable income, if any. In general, under Sections 382 and 383 of the U.S. Internal Revenue Code of 1986, as amended, or the Code, a corporation that undergoes an “ownership change” is subject to limitations on its ability to use its pre-change NOLs to offset future taxable income. If the U.S. Internal Revenue Service, or IRS, challenges our analysis that existing NOLs will not expire before utilization due to previous ownership changes, or if we undergo an ownership change in connection with or after a public offering, our ability to use our NOLs could be limited by Section 382 of the Code. Future changes in our stock ownership, some of which are outside of our control, could result in an ownership change under Sections 382 and 383 of the Code. Furthermore, our ability to use NOLs of companies that we may acquire in the future may be subject to limitations. As a result, we may not be able to use a material portion of the NOLs reflected on our balance sheet, even if we attain profitability. The reduction of the corporate tax rate under the Tax Cuts and Jobs Act of 2017, or the TCJA, may cause a reduction in the economic benefit of our NOLs and other deferred tax assets available to us. Under the TCJA, net operating losses generated after December 31, 2017 will not be subject to expiration but may only be used to offset up to 80% of our taxable income.

In January 2019, the Company completed an equity offering that it believes will result in an ownership change under Section 382 of the Internal Revenue Code. Based upon estimates, the Company believes that deferred tax assets of \$49.5 million, related to federal and Massachusetts net operating losses and credits, will no longer be available going forward. Such amounts are offset by a full valuation allowance at December 31, 2018. The Company will finalize this calculation in 2019.

RISKS RELATED TO THE DISCOVERY, DEVELOPMENT AND REGULATORY APPROVAL OF OUR PRODUCT CANDIDATES

Our product candidates are based on our ImmTOR technology, which is an unproven approach designed to induce antigen-specific immune tolerance to biologic drugs or stimulate the immune system. We are very early in our clinical development efforts and may not be successful in our efforts to use our ImmTOR technology to build a pipeline of product candidates and develop marketable drugs.

All of our product candidates are derived from our ImmTOR technology, which is an unproven approach to inducing antigen-specific tolerance or stimulating the immune system. We are primarily using our ImmTOR technology to improve and enable biologics that treat rare and serious diseases, with an initial focus on developing SEL-212 for the treatment of chronic refractory gout. We are also leveraging our ImmTOR platform to pursue programs in additional therapeutic areas such as oncology and gene therapy. For instance, in May 2017 we licensed LMB-100, a potent anti-bacterial toxin, and in March 2018 initiated a Phase 1 trial of our product candidate SEL-403 to evaluate LMB-100 in combination with our ImmTOR technology in patients with malignant pleural or peritoneal mesothelioma who have undergone at least one regimen of chemotherapy. A patient in the Phase 1 trial experienced a Grade 5 SAE (patient death) related to pneumonitis, which was deemed by the trial investigator to be probably related to ImmTOR and possibly related to the patient’s pleural mesothelioma condition. In November 2018, the FDA placed the IND for SEL-403 on full clinical hold in response to adverse events observed during the Phase 1 trial, and we are working with the NCI investigators to fully understand the data from the trial in order to define the future development of SEL-403 in mesothelioma, pancreatic cancer and other oncology indications, but have made the decision to de-prioritize our Phase I oncology program related to SEL-403. In addition, we are developing two gene therapy product candidates for rare inborn errors of metabolism. Our lead gene therapy program is a potential treatment for methylmalonic acidemia. This product candidate is known as SEL-302. Our second gene therapy product candidate, or SEL-313, is being developed to treat ornithine transcarbamylase deficiency. In September 2018, we announced a new collaboration with CureCN, a European consortium, for the use of our ImmTOR technology in combination with an AAV gene therapy in Crigler-Najjar syndrome, a rare genetic disorder characterized by an inability to properly convert and clear bilirubin from the body. We expect CureCN to initiate preclinical toxicology studies in the first half of 2019 and for the combination product candidate to enter the clinic in the second half of 2019 with the goal of potentially re-dosing gene therapy.

We are at an early stage of development and our technology has not yet led to, and may never lead to, approvable or marketable drugs. We may have problems identifying new product candidates and applying our technologies to these other areas. Even if we are successful in identifying new product candidates, they may not be suitable for clinical development, including as a result of harmful side effects, limited efficacy or other characteristics that indicate that they are unlikely to be products that will receive marketing approval and achieve market acceptance. The success of our product candidates will depend on several factors, including the following:

- completion of preclinical studies and clinical trials with positive results;
- receipt of marketing approvals from applicable regulatory authorities;
- obtaining and maintaining patent and trade secret protection and regulatory exclusivity for our product candidates;
- making arrangements with third-party manufacturers for, or establishing, commercial manufacturing capabilities, or establishing such capabilities ourselves;
- launching commercial sales of our products, if and when approved, whether alone or in collaboration with others;
- our existing collaboration agreements remaining in effect and our ability to enter into new collaborations throughout the development process as appropriate, from preclinical studies through to commercialization;
- acceptance of our products, if and when approved, by patients and the medical community;
- effectively competing with other therapies;
- obtaining and maintaining coverage and adequate reimbursement by third-party payors, including government payors, for our products, if approved;
- protecting our rights in our intellectual property portfolio;
- operating without infringing or violating the valid and enforceable patents or other intellectual property of third parties;
- maintaining an acceptable safety profile of our products following approval; and
- maintaining and growing an organization of scientists and business people who can develop and commercialize our product candidates and technology.

If we do not successfully develop and commercialize product candidates based upon our technological approach, we will not be able to obtain future revenues, which would result in significant harm to our financial position and adversely affect our stock price.

We have not received FDA approval for a therapeutic based on our ImmTOR technology or for a biologic product manufactured in China and we know of only one company who has received FDA approval for a therapeutic based on a biologic sourced from China. In addition, we may use biologics other than pegadricase (formerly pegsiticase) with our ImmTOR technology.

As a result, we cannot be certain that our approach, or our development of SEL-212, will lead to the development or approval of marketable products. In addition:

- due to the unproven nature of our ImmTOR therapeutics, they may have different efficacy and safety rates in various indications;
- the FDA or other regulatory agencies may lack experience in evaluating the efficacy and safety of products based on ImmTOR or a biologic sourced from China or other jurisdictions, which could result in a longer-than-expected regulatory review process, increase our expected development costs or delay or prevent commercialization of our product candidates; and
- in the event of a biologics license application, or BLA, for SEL-212 or another product and a pre-approval inspection by the FDA of the facilities of Shenyang Sunshine Pharmaceutical Co., Ltd., or 3SBio, or any other manufacturer of biologics we may use, the FDA may not approve the facility for production or may make observations that will take significant time for 3SBio or such other provider to address.

The occurrence of any of the foregoing, would effectively prevent or delay approval of our lead and other product candidates.

We are applying our ImmTOR technology to antigen-specific immune tolerance for gene therapy involving gene augmentation, replacement or editing. Regulatory authorities in the United States and European Union have limited experience in reviewing and approving gene therapy products, which could affect the time and data required to obtain marketing authorization of any of our product candidates.

Our future success depends in part on our successful development of viable gene therapy product candidates utilizing ImmTOR technology. We may experience problems or delays in developing such product candidates and any such problems or delays (i) may result in unanticipated costs and time to develop our product candidates and/or (ii) may not be resolved in a satisfactory manner.

The process of obtaining marketing approvals, both in the United States and abroad, is expensive and may take many years. If additional clinical trials are required for certain jurisdictions, these trials can vary substantially based upon a variety of factors,

including the type, complexity and novelty of the product candidates involved, and may ultimately be unsuccessful. Changes in marketing approval policies during the development period, changes in or the enactment or promulgation of additional statutes or regulations, respectively, or changes in the regulatory review process for each submitted product application, may cause delays in the review and approval of an application.

The regulatory approval process and clinical trial requirements for novel product candidates can be more expensive and take longer than for other, better known or more extensively studied product candidates, and we cannot predict how long it will take or how much it will cost to complete clinical developments and obtain regulatory approvals for a gene therapy product candidate in either the United States or the European Union or how long it will take to commercialize a gene therapy product candidate, if and when approved. Regulatory requirements governing gene therapy products have changed frequently and may continue to change in the future. For example, in addition to the submission of an investigational new drug application, or IND, to the FDA, before initiation of a clinical trial in the United States, certain human clinical trials for cell therapy products and gene therapy had historically been subject to review by the Recombinant DNA Advisory Committee, or the RAC, of the National Institutes of Health, or NIH, Office of Biotechnology Activities, or OBA, pursuant to the NIH Guidelines for Research Involving Recombinant DNA Molecules, or NIH Guidelines. Following an initial review, RAC members would make a recommendation as to whether the protocol raises important scientific, safety, medical, ethical or social issues that warrant in-depth discussion at the RAC's quarterly meetings. Even though the FDA decides whether individual cell therapy or gene therapy protocols may proceed under an IND, the RAC's recommendations were shared with the FDA and the RAC public review process, if undertaken, could delay the initiation of a clinical trial, even if the FDA had reviewed the trial design and details and has not objected to its initiation or has notified the sponsor that the study may begin. Conversely, the FDA can put an IND on clinical hold even if the RAC provided a favorable review or has recommended against an in-depth, public review.

On August 17, 2018, the NIH issued a notice in the Federal Register and issued a public statement proposing changes to the oversight framework for gene therapy trials, including changes to the applicable NIH Guidelines to modify the roles and responsibilities of the RAC with respect to human clinical trials of gene therapy products, and requesting public comment on its proposed modifications. During the public comment period, which closed October 16, 2018, the NIH has announced that it will no longer accept new human gene transfer protocols for review as part of the protocol registration process under the existing NIH Guidelines or convene the RAC to review individual clinical protocols. These trials will remain subject to the FDA's oversight and other clinical trial regulations, and oversight at the local level will continue as otherwise set forth in the NIH Guidelines. Specifically, under the NIH Guidelines, supervision of human gene transfer trials includes evaluation and assessment by an institutional biosafety committee, or IBC, a local institutional committee that reviews and oversees research utilizing recombinant or synthetic nucleic acid molecules at that institution. The IBC assesses the safety of the research and identifies any potential risk to public health or the environment, and such review may result in some delay before initiation of a clinical trial. While the NIH Guidelines are not mandatory unless the research in question is being conducted at or sponsored by institutions receiving NIH funding of recombinant or synthetic nucleic acid molecule research, many companies and other institutions not otherwise subject to the NIH Guidelines voluntarily follow them. Even though we may not be required to submit a protocol for our gene therapy product candidates through the NIH for RAC review, we will still be subject to significant regulatory oversight by the FDA, and in addition to the government regulators, the applicable IBC and institutional review board, or IRB, of each institution at which we or our collaborators conduct clinical trials of our product candidates, or a central IRB if appropriate, would need to review and approve the proposed clinical trial.

The same applies in the European Union, or the EU. The European Medicines Agency, or the EMA, has a Committee for Advanced Therapies, or CAT, that is responsible for assessing the quality, safety and efficacy of advanced-therapy medicinal products. Advanced-therapy medicinal products include gene therapy medicine, somatic-cell therapy medicines and tissue-engineered medicines. The role of the CAT is to prepare a draft opinion on an application for marketing authorization for a gene therapy medicinal candidate that is submitted to the EMA. In the EU, the development and evaluation of a gene therapy medicinal product must be considered in the context of the relevant EU guidelines. The EMA may issue new guidelines concerning the development and marketing authorization for gene therapy medicinal products and require that we comply with these new guidelines. Similarly, complex regulatory environments exist in other jurisdictions in which we might consider seeking regulatory approvals for our product candidates, further complicating the regulatory landscape. As a result, the procedures and standards applied to gene therapy products and cell therapy products may be applied to any of our gene therapy or genome editing product candidates, but that remains uncertain at this point.

The clinical trial requirements of the FDA, the EMA and other regulatory authorities and the criteria these regulators use to evaluate the safety and efficacy of a product candidate vary substantially according to the type, complexity, novelty and intended use and market of the potential products. The regulatory approval process for product candidates created with novel genome editing technology such as ours can be more lengthy, rigorous and expensive than the process for other better known or more extensively studied product candidates and technologies. Since we are developing novel treatments for diseases in which there is little clinical experience with new endpoints and methodologies, there is heightened risk that the FDA, the EMA or comparable regulatory bodies may not consider the clinical trial endpoints to provide clinically meaningful results, and the resulting clinical data and results may be more difficult to analyze. This may be a particularly significant risk for many of the

genetically defined diseases for which we may develop product candidates alone or with collaborators due to small patient populations for those diseases, and designing and executing a rigorous clinical trial with appropriate statistical power is more difficult than with diseases that have larger patient populations. Regulatory agencies administering existing or future regulations or legislation may not allow production and marketing of products utilizing genome editing technology in a timely manner or under technically or commercially feasible conditions. Even if our product candidates obtain required regulatory approvals, such approvals may later be withdrawn as a result of changes in regulations or the interpretation of regulations by applicable regulatory agencies.

Changes in applicable regulatory guidelines may lengthen the regulatory review process for our product candidates, require additional studies or trials, increase development costs, lead to changes in regulatory positions and interpretations, delay or prevent approval and commercialization of such product candidates, or lead to significant post-approval limitations or restrictions. Additionally, adverse developments in clinical trials conducted by others of gene therapy products or products created using genome editing technology, or adverse public perception of the field of genome editing, may cause the FDA, the EMA and other regulatory bodies to revise the requirements for approval of any product candidates we may develop or limit the use of products utilizing genome editing technologies, either of which could materially harm our business. Furthermore, regulatory action or private litigation could result in expenses, delays or other impediments to our research programs or the development or commercialization of current or future product candidates.

As we advance any gene therapy product candidates, we will be required to consult with various regulatory authorities, and we must comply with applicable laws, rules, and regulations, which may change from time to time including during the course of development of our product candidates. If we fail to do so, we may be required to delay or discontinue development of certain of our product candidates. These additional processes may result in a review and approval process that is longer than we otherwise would have expected. Even if we comply with applicable laws, rules, and regulations, and even if we maintain close coordination with the applicable regulatory authorities with oversight over our product candidates, our development programs may fail to succeed. Regulatory authorities have substantial discretion in the approval process and may refuse to accept a marketing application as deficient or may decide that our data is insufficient for approval and require additional preclinical, clinical or other studies. In addition, varying interpretations of the data obtained from preclinical and clinical testing could delay, limit or prevent marketing approval of a product candidate. Delay or failure to obtain, or unexpected costs in obtaining, the regulatory approval necessary to bring a potential product to market would materially and adversely affect our business, financial condition, results of operations and prospects.

Clinical drug development involves a lengthy and expensive process, with an uncertain outcome. We may incur additional costs or experience delays in completing, or ultimately be unable to complete, the development and commercialization of our product candidates.

Our lead product candidate, SEL-212, is currently being evaluated in a Phase 2 clinical program that we initiated in October 2016 and that concluded in 2018. We are preparing for the start of a pivotal Phase 3 program for SEL-212. We are also actively preparing to start a head-to-head clinical trial of SEL-212 compared to the current FDA-approved uricase therapy, Krystexxa, and plan to initiate this trial in the first quarter of 2019, prior to beginning the Phase 3 program. In May 2017, we in-licensed LMB-100, a next-generation immunotoxin that completed a Phase 1 clinical program at the Center for Cancer Research at the National Cancer Institute, or NCI, part of the National Institutes of Health, for pancreatic cancer, mesothelioma and other cancers in 2017. For this product candidate, known as SEL-403, we plan to co-administer LMB-100 with ImmTOR. In March 2018, we initiated a Phase 1 trial of SEL-403 in patients with malignant pleural or peritoneal mesothelioma who have undergone at least one regimen of chemotherapy under a Cooperative Research and Development Agreement, or CRADA, at NCI. A patient in the Phase 1 trial experienced a Grade 5 SAE (patient death) related to pneumonitis, which was deemed by the trial investigator to be probably related to ImmTOR and possibly related to the patient's pleural mesothelioma condition. In November 2018, the FDA placed the IND for SEL-403 on full clinical hold in response to adverse events observed during the Phase 1 trial, and we are working with the NCI investigators to fully understand the data from the trial in order to define the future development of SEL-403 in mesothelioma, pancreatic cancer and other oncology indications. We have since decided to deprioritize the SEL-403 Phase 1 oncology program. Aside from these programs, our other product candidates are in preclinical development. It is impossible to predict when or if any of our product candidates will prove effective and safe in humans or will receive regulatory approval, and the risk of failure through the development process is high. Before obtaining marketing approval from regulatory authorities for the sale of any product candidate, we must complete preclinical development and then conduct extensive clinical trials to demonstrate the safety and efficacy of our product candidates in humans. Preclinical development is costly and inherently uncertain. For example, we have invested significant resources in our preclinical gene therapy program, which has demonstrated the potential for treatment of rare inborn errors of metabolism. Early preclinical results may not be predictive of future results, however, if our technology proves to be ineffective or unsafe as a result of, among other things, adverse side effects, pre-existing anti-drug antibodies that can neutralize the viral vector and block gene transfer, or cellular immune response to the transduced cells.

Before obtaining marketing approval from regulatory authorities for the sale of our product candidates, we must conduct extensive clinical trials to demonstrate the safety and efficacy of the product candidate for its intended indications. Clinical testing is expensive, difficult to design and implement, can take many years to complete and its outcome is inherently uncertain. A failed clinical trial can occur at any stage of testing. Moreover, the outcome of preclinical testing and early clinical trials may not be predictive of the success of later clinical trials, and interim results of a clinical trial do not necessarily predict final results. For example, the clinical trial results to date from our Phase 2 trial of SEL-212 may not be predictive of future results as we complete dosing of patient cohorts receiving combination therapy for the entire treatment period. Moreover, we may not be able to complete, or may be required to deviate from, currently planned dosing levels in the Phase 2 trial, or may not be able to determine an appropriate dosing regimen for SEL-212 for the Phase 3 program, for a variety of reasons, including, but not limited to, feedback from the FDA.

Many companies in the pharmaceutical and biotechnology industries have suffered significant setbacks in clinical trials after achieving positive results in preclinical development or early-stage clinical trials, and we cannot be certain that we will not face similar setbacks. These setbacks have been caused by, among other things, preclinical findings made while clinical trials were underway or safety or efficacy observations made in clinical trials, including adverse events. SAEs caused by, or other unexpected properties of, any product candidates that we may choose to develop could cause us, an institutional review board or regulatory authority to interrupt, delay or halt clinical trials of one or more of such product candidates and could result in a more restrictive label or the delay or denial of marketing approval by the FDA or comparable non-U.S. regulatory authorities. If any product candidate that we may choose to develop is associated with SAEs or other unexpected properties, we may need to abandon development or limit development of that product candidate to certain uses or subpopulations in which those undesirable characteristics would be expected to be less prevalent, less severe or more tolerable from a risk-benefit perspective. For example, multiple SAEs have occurred in connection with the SEL-212 Phase 1/2 clinical program and the SEL-403 Phase 1 clinical trial, including a Grade 5 SAE (patient death) in the SEL-403 Phase 1 clinical trial that was deemed by the trial investigator to be probably related to ImmTOR, and additional SAEs or similar events could occur during the course of our development of SEL-212 or our other product candidates, which could be materially adverse to the success of these programs and delay or prevent our ability to obtain FDA approval. Moreover, preclinical and clinical data is often susceptible to varying interpretations and analyses, and many companies that believed their product candidates performed satisfactorily in preclinical studies and clinical trials nonetheless failed to obtain FDA or other regulatory authority approval. If we fail to produce positive results in our clinical trials of our product candidates, the development timeline and regulatory approval and commercialization prospects for our product candidates, and, correspondingly, our business and financial prospects, would be negatively impacted.

In addition, we cannot be certain as to what type and how many clinical trials the FDA will require us to conduct before we may successfully gain approval to market SEL-212 or any of our other product candidates in the United States or other countries, if any. Prior to approving a new therapeutic product, the FDA generally requires that safety and efficacy be demonstrated in two adequate and well-controlled clinical trials. We expect to conduct more than one Phase 3 trial for SEL-212 in the refractory gout indication in order to gain approval. However, we may not receive FDA approval for our plan to provide six doses of the combination therapy of SEL-212 for the Phase 3 trial. Additional clinical trials could cause us to incur significant development costs, delay or prevent the commercialization of SEL-212 or otherwise adversely affect our business.

We may experience numerous unforeseen events during, or as a result of, clinical trials that could delay or prevent our ability to receive marketing approval for, or commercialize, our product candidates, including:

- clinical trials of our product candidates may produce unfavorable, incomplete or inconclusive results;
- regulators or institutional review boards may not authorize us or our investigators to commence a clinical trial or conduct a clinical trial at a prospective trial site;
- we may experience delays in reaching, or fail to reach, agreement on acceptable terms with contract research organizations, or CROs, or clinical trial sites;
- we may be unable to recruit suitable patients to participate in a clinical trial, the number of patients required for clinical trials of our product candidates may be larger than we expect, enrollment in these clinical trials may be slower than we expect or participants may drop out of these clinical trials at a higher rate than we expect;
- the number of clinical trial sites required for clinical trials of our product candidates may be larger than we expect;
- our third-party contractors may fail to comply with regulatory requirements or meet their contractual obligations to us in a timely manner, or at all;
- we may have to suspend or terminate clinical trials of our product candidates for various reasons, including a finding that the participants are being exposed to unacceptable health risks;
- investigators, regulators, data safety monitoring boards or institutional review boards may require that we or our investigators suspend or terminate clinical research, or we may decide to do so ourselves;

- investigators may deviate from the trial protocol, fail to conduct the trial in accordance with regulatory requirements or misreport study data;
- the cost of clinical trials of our product candidates may be greater than we expect or we may have insufficient resources to pursue or complete certain aspects of our clinical trial programs or to do so within the timeframe we planned;
- the supply or quality of raw materials or manufactured product candidates (whether provided by us or third parties) or other materials necessary to conduct clinical trials of our product candidates may be insufficient, inadequate or not available at an acceptable cost, or we may experience interruptions in supply;
- regulators may revise the requirements for approving our product candidates, or such requirements may not be as we expect;
- the FDA or comparable foreign regulatory authorities may disagree with our clinical trial design or our interpretation of data from preclinical studies and clinical trials, or may change the requirements for approval even after it has reviewed and commented on the design of our clinical trials; and
- regarding trials managed by our existing or any future collaborators, our collaborators may face any of the above issues, and may conduct clinical trials in ways they view as advantageous to them but potentially suboptimal for us.

If we are required to conduct additional clinical trials or other testing of our product candidates beyond those that we currently contemplate, if we are unable to successfully complete clinical trials of our product candidates or other testing, if the results of these trials or tests are not positive or are only modestly positive or if there are safety concerns, or if we are forced to delay or abandon certain clinical trials or other testing in order to conserve capital resources, we may:

- be delayed in obtaining marketing approval for our product candidates, if at all;
- lose the support of collaborators, requiring us to bear more of the burden of research and development;
- not obtain marketing approval at all;
- obtain marketing approval in some countries and not in others;
- obtain approval for indications or patient populations that are not as broad as intended or desired;
- obtain approval with labeling that includes significant use or distribution restrictions or safety warnings;
- be subject to additional post-marketing testing requirements; or
- have a product removed from the market after obtaining marketing approval.

We could also encounter delays if a clinical trial is suspended or terminated by us, by the IRBs of the institutions in which such trials are being conducted, by a Data Safety Monitoring Board for such trial or by the FDA or comparable foreign regulatory authorities. Such authorities may impose such a suspension or termination due to a number of factors, including failure to conduct the clinical trial in accordance with regulatory requirements or our clinical protocols, inspection of the clinical trial operations or trial site by the FDA or comparable foreign regulatory authorities resulting in the imposition of a clinical hold, unforeseen safety issues or adverse side effects, failure to demonstrate a benefit from using a drug, changes in governmental regulations or administrative actions or lack of adequate funding to continue the clinical trial. In addition, changes in regulatory requirements and policies may occur, and we may need to amend clinical trial protocols to comply with these changes. Amendments may require us to resubmit our clinical trial protocols to IRBs for reexamination, which may impact the costs, timing or successful completion of a clinical trial.

Our product development costs will increase if we experience delays in clinical testing or in obtaining marketing approvals. We do not know whether any of our preclinical studies or clinical trials will begin as planned, will need to be restructured or will be completed on schedule, or at all. Significant preclinical or clinical trial delays also could shorten any periods during which we may have the exclusive right to commercialize our product candidates or allow our competitors to bring products to market before we do, potentially impairing our ability to successfully commercialize our product candidates and harming our business and results of operations.

If we experience delays or difficulties in the enrollment of patients in clinical trials, our receipt of necessary regulatory approvals could be delayed or prevented.

We may not be able to initiate or continue clinical trials for our product candidates if we are unable to locate and enroll a sufficient number of eligible patients to participate in these trials as required by the FDA or similar regulatory authorities outside the United States. In addition, from time to time our competitors have ongoing clinical trials for product candidates that treat the same indications as our product candidates, and patients who would otherwise be eligible for our clinical trials may instead enroll in clinical trials of our competitors' product candidates.

We are initially developing our lead product candidate, SEL-212, for the treatment of chronic refractory gout, which affects approximately 160,000 patients in the United States. Accordingly, there is a limited number of patients who could enroll in our clinical studies.

In addition to the size of the patient population, patient enrollment is also affected by other factors including:

- the severity of the disease under investigation;
- the patient eligibility criteria for the study in question;
- the perceived risks and benefits of the product candidate under study;
- the availability of other treatments for the disease under investigation;
- the existence of competing clinical trials;
- our efforts to facilitate timely enrollment in clinical trials;
- investigators engagement with, or enthusiasm about, the trial;
- our payments for participating in clinical trials;
- the patient referral practices of physicians;
- the design of the trial;
- the ability to monitor patients adequately during and after treatment; and
- the proximity and availability of clinical trial sites for prospective patients.

In addition, our clinical trials will compete with other clinical trials for product candidates that are in the same therapeutic areas as our product candidates, and this competition will reduce the number and types of patients available to us, because some patients who might have opted to enroll in our trials may instead opt to enroll in a trial being conducted by one of our competitors. Since the number of qualified clinical investigators is limited, we expect to conduct some of our clinical trials at the same clinical trial sites that some of our competitors use, which will reduce the number of patients who are available for our clinical trials at such clinical trial site. Our inability to enroll a sufficient number of patients for our clinical trials would result in significant delays and could require us to abandon one or more clinical trials altogether. Enrollment delays in our clinical trials may result in increased development costs for our product candidates, which could cause the value of our common stock to decline and limit our ability to obtain additional financing.

We may conduct clinical trials for product candidates at sites outside the United States, and the FDA may not accept data from trials conducted in such locations or the complexity of regulatory burdens may otherwise adversely impact us.

Opening trial sites outside the United States may involve additional regulatory, administrative and financial burdens, including compliance with foreign and local requirements relating to regulatory submission and clinical trial practices. Although the FDA may accept data from clinical trials conducted outside the United States, acceptance of these data is subject to certain conditions imposed by the FDA. For example, the clinical trial must be well designed and conducted and performed by qualified investigators in accordance with good clinical practices, including review and approval by an independent ethics committee and informed consent from trial patients. The trial data must be applicable to the U.S. population and U.S. medical practice in ways that the FDA deems clinically meaningful. Generally, the patient population for any clinical trials conducted outside the United States must be representative of the population for which we intend to seek approval in the United States. In addition, while these clinical trials are subject to the applicable local laws, FDA acceptance of the data will be dependent upon its determination that the trials also complied with all applicable U.S. laws and regulations. Nonetheless, there can be no assurance that the FDA will accept data from trials conducted outside the United States. If the FDA does not accept the data from any trial that we conduct outside the United States, it would likely result in the need for additional clinical trials, which would be costly and time-consuming and delay or permanently halt our development of any applicable product candidates.

In addition, the conduct of clinical trials outside the United States could have a significant impact on us. Risks inherent in conducting international clinical trials include:

- foreign regulatory requirements that could burden or limit our ability to conduct our clinical trials;
- increased costs and heightened supply constraints associated with the acquisition of standard of care drugs and/or combination or comparator agents for which we may bear responsibility in certain jurisdictions;
- administrative burdens of conducting clinical trials under multiple foreign regulatory schema;
- foreign exchange fluctuations;
- more burdensome manufacturing, customs, shipment and storage requirements;

- cultural differences in medical practice and clinical research;
- lack of consistency in standard of care from country to country;
- diminished protection of intellectual property in some countries; and
- changes in country or regional regulatory requirements.

We may not be able to obtain orphan drug designation for our product candidates, and even if we do, we may be unable to maintain the benefits associated with orphan drug designation, including the potential for market exclusivity.

Regulatory authorities in some jurisdictions, including the United States and Europe, may designate drugs for relatively small patient populations as orphan drugs. We expect to seek orphan drug designation for several of our product candidates. Under the Orphan Drug Act of 1983, the FDA may designate a product as an orphan product if it is intended to treat a rare disease or condition, which is generally defined as a patient population of fewer than 200,000 individuals annually in the United States, or a patient population of greater than 200,000 individuals in the United States, but for which there is no reasonable expectation that the cost of developing the drug or biologic will be recovered from sales in the United States.

In the United States, orphan designation entitles a party to financial incentives such as opportunities for grant funding towards clinical trial costs, tax advantages and user-fee waivers. In addition, if a product candidate that has orphan designation subsequently receives the first FDA approval for the disease for which it has such designation, the product is entitled to orphan drug exclusivity, which means that the FDA may not approve any other applications, including a full BLA or full new drug application, or NDA, to market the same biologic or drug for the same indication for seven years, except in limited circumstances, such as a showing of clinical superiority to the product with orphan drug exclusivity or where the manufacturer is unable to assure sufficient product quantity.

The applicable exclusivity period is ten years in the European Union, but such exclusivity period can be reduced to six years if a product no longer meets the criteria for orphan designation or if the product is sufficiently profitable so that market exclusivity is no longer justified.

Even if we obtain orphan drug exclusivity for a product, that exclusivity may not effectively protect the product from competition because different drugs can be approved for the same condition. Even after an orphan drug is approved, the FDA can subsequently approve the same drug for the same condition if the FDA concludes that the later drug is clinically superior if it is shown to be safer, more effective or makes a major contribution to patient care.

Interim, top-line and preliminary data from our clinical trials that we announce or publish from time to time may change as more patient data become available and are subject to audit and verification procedures that could result in material changes in the final data.

From time to time, we may publish interim, top-line or preliminary data from our clinical studies. Interim data from clinical trials that we may complete are subject to the risk that one or more of the clinical outcomes may materially change as patient enrollment continues and more patient data become available. Preliminary or “top-line” data also remain subject to audit and verification procedures that may result in the final data being materially different from the preliminary data we previously published. As a result, interim and preliminary data should be viewed with caution until the final data are available. Adverse differences between preliminary or interim data and final data could significantly harm our business prospects.

The regulatory approval processes of the FDA and comparable foreign authorities are lengthy, time consuming and inherently unpredictable, and if we are ultimately unable to obtain regulatory approval for our product candidates, our business will be substantially harmed.

The time required to obtain approval by the FDA and comparable foreign authorities is unpredictable but typically takes many years following the commencement of clinical trials and depends upon numerous factors, including the substantial discretion of the regulatory authorities. In addition, approval policies, regulations, or the type and amount of clinical data necessary to gain approval may change during the course of a product candidate’s clinical development and may vary among jurisdictions. We have not obtained regulatory approval for any product candidate and it is possible that SEL-212 or any other product candidates we may seek to develop in the future will ever obtain regulatory approval. Neither we nor any future collaborator is permitted to market any of our product candidates in the United States until we receive regulatory approval of a Biologics License Application, or BLA, from the FDA.

Prior to obtaining approval to commercialize a product candidate in the United States or abroad, we or our collaborators must demonstrate with substantial evidence from well-controlled clinical trials, and to the satisfaction of the FDA or foreign regulatory agencies, that such product candidates are safe and effective, or in the case of biologics, safe, pure, and potent, for their intended uses. Results from nonclinical studies and clinical trials can be interpreted in different ways. Even if we believe the nonclinical or clinical data for our product candidates are promising, such data may not be sufficient to support approval by the FDA and other regulatory authorities. The FDA may also require us to conduct additional preclinical studies or clinical

trials for our product candidates either prior to or post-approval, or it may object to elements of our clinical development program.

The FDA or any foreign regulatory bodies can delay, limit or deny approval of our drug or device product candidates or require us to conduct additional nonclinical or clinical testing or abandon a program for, including the following:

- the FDA or comparable foreign regulatory authorities may disagree with the design or implementation of our clinical trials;
- we may be unable to demonstrate to the satisfaction of the FDA or comparable foreign regulatory authorities that a product candidate is safe and effective for its proposed indication;
- the results of clinical trials may not meet the level of statistical significance required by the FDA or comparable foreign regulatory authorities for approval;
- serious and unexpected drug-related side effects experienced by participants in our clinical trials or by individuals using drugs similar to our product candidates;
- we may be unable to demonstrate that a product candidate's clinical and other benefits outweigh its safety risks;
- *the FDA or comparable foreign regulatory authorities may disagree with our* interpretation of data from preclinical studies or clinical trials;
- the data collected from clinical trials of our product candidates may not be acceptable or sufficient to support the submission of a BLA or other submission or to obtain regulatory approval in the United States or elsewhere, and we may be required to conduct additional clinical studies;
- the FDA's or the applicable foreign regulatory agency may disagree regarding the formulation, labeling and/or the specifications of our product candidates;
- the FDA or comparable foreign regulatory authorities may fail to approve the manufacturing processes or facilities of third-party manufacturers with which we contract for clinical and commercial supplies; and
- the approval policies or regulations of the FDA or comparable foreign regulatory authorities may significantly change in a manner rendering our clinical data insufficient for approval.

Of the large number of drugs in development, only a small percentage successfully complete the FDA or foreign regulatory approval processes and are commercialized. The lengthy approval process as well as the unpredictability of future clinical trial results may result in our failing to obtain regulatory approval to market our product candidates, which would significantly harm our business, results of operations and prospects.

In addition, even if we were to obtain approval, regulatory authorities may approve any of our product candidates for fewer or more limited indications than we request, may not approve the price we intend to charge for our products, may grant approval contingent on the performance of costly post-marketing clinical trials, including Phase 4 clinical trials, and/or the implementation of a Risk Evaluation and Mitigation Strategy, or REMS, which may be required to ensure safe use of the drug after approval. The FDA or the applicable foreign regulatory agency also may approve a product candidate for a more limited indication or patient population than we originally requested, or may approve a product candidate with a label that does not include the labeling claims necessary or desirable for the successful commercialization of that product candidate. Any of the foregoing scenarios could materially harm the commercial prospects for our product candidates.

Any breakthrough therapy designation that we may receive from the FDA for our product candidates may not lead to a faster development or regulatory review or approval process, and it does not increase the likelihood that our product candidates will receive marketing approval.

We may in the future seek breakthrough therapy designation for some of our product candidates. A breakthrough therapy is defined as a drug that is intended, alone or in combination with one or more other drugs, to treat a serious or life-threatening disease or condition, and preliminary clinical evidence indicates that the drug may demonstrate substantial improvement over existing therapies on one or more clinically significant endpoints. For drugs that have been designated as breakthrough therapies, interaction and communication between the FDA and the sponsor of the trial can help to identify the most efficient path for clinical development while minimizing the number of patients placed in ineffective control regimens. Drugs designated as breakthrough therapies by the FDA are also eligible for accelerated approval.

Designation as a breakthrough therapy is within the discretion of the FDA. Accordingly, even if we believe one of our product candidates meets the criteria for designation as a breakthrough therapy, the FDA may disagree and instead determine not to make such designation. The availability of breakthrough therapy designation was established with the passage of the Food and Drug Administration Safety and Innovation Act of 2012. We cannot be sure that any evaluation we may make of our product candidates as qualifying for breakthrough therapy designation will meet the FDA's expectations. In any event, the receipt of a

breakthrough therapy designation for a product candidate may not result in a faster development process, review or approval compared to drugs considered for approval under conventional FDA procedures and does not assure ultimate approval by the FDA. In addition, even if one or more of our product candidates qualify as breakthrough therapies, the FDA may later decide that such product candidates no longer meet the conditions for qualification or decide that the time period for FDA review or approval will not be shortened.

Negative public opinion and increased regulatory scrutiny of gene therapy and genetic research may damage public perception of our product candidates or compromise our ability to conduct our business or obtain regulatory approvals for our product candidates.

Gene therapy remains a novel technology. Public perception may be influenced by claims that gene therapy is unsafe, and gene therapy may not gain the acceptance of the public or the medical community. In particular, our success will depend upon physicians specializing in the treatment of those diseases that our product candidates target and prescribing treatments that involve the use of our product candidates in lieu of, or in addition to, existing treatments they are already familiar with and for which greater clinical data may be available. More restrictive government regulations or negative public opinion would have a negative effect on our business or financial condition and may delay or impair the development and commercialization of our product candidates or demand for any products we may develop. Our product candidates, including our products that utilize viral delivery systems, could produce adverse events. Adverse events in our clinical trials or following approval of any of our product candidates, even if not ultimately attributable to our product candidates, could result in increased governmental regulation, unfavorable public perception, potential regulatory delays in the testing or approval of our product candidates, stricter labeling requirements for those product candidates that are approved and a decrease in demand for any such product candidates.

Our product candidates may cause undesirable side effects or have other properties that could delay or prevent their regulatory approval, limit the commercial profile of an approved label, or result in significant negative consequences following marketing approval, if any.

Undesirable side effects caused by our product candidates could cause us or regulatory authorities to interrupt, delay or halt clinical trials and could result in a more restrictive label or the delay or denial of regulatory approval by the FDA or other comparable foreign authorities. Further, therapies such as those we are developing involve unique side effects that could be exacerbated compared to side effects from other types of therapies with singular components. Results of our clinical trials could reveal a high and unacceptable severity and prevalence of side effects. In such an event, our trials could be suspended or terminated and the FDA or comparable foreign regulatory authorities could order us to cease further development of or deny approval of our product candidates for any or all targeted indications. For example, a patient in the Phase 1 trial of SEL-403 experienced a Grade 5 SAE (patient death) related to pneumonitis, which was deemed by the trial investigator to be probably related to ImmtOR and possibly related to the patient's pleural mesothelioma condition, and in November 2018, FDA placed the IND for SEL-403 on full clinical hold due to adverse events observed in the Phase 1 trial. We are working with the NCI investigators to fully understand the data from the trial in order to define the future development of SEL-403 in mesothelioma, pancreatic cancer and other oncology indications, but have decided to deprioritize the SEL-403 Phase 1 oncology program.

The drug-related side effects could also affect patient enrollment in our clinical trials or the ability of any enrolled patients to complete such trials or result in potential product liability claims. Any of these occurrences may harm our business, financial condition and prospects significantly.

Additionally, if one or more of our product candidates receives marketing approval, and we or others later identify undesirable side effects caused by such products, a number of potentially significant negative consequences could result, including:

- regulatory authorities may withdraw approvals of such product;
- regulatory authorities may require the addition of labeling statements, such as a "black box" warning or a contraindication;
- regulatory authorities may impose additional restrictions on the marketing of, or the manufacturing processes for, the particular product;
- we may be required to create a medication guide outlining the risks of such side effects for distribution to patients;
- we could be sued and held liable for harm caused to patients, or become subject to fines, injunctions or the imposition of civil or criminal penalties; and
- our reputation may suffer.

Any of these events could prevent us from achieving or maintaining market acceptance of the particular product candidate, if approved, and could significantly harm our business, results of operations and prospects.

In addition, if our product candidates are associated with undesirable side effects in certain patient populations, such as pediatric patients or the elderly, we may need to abandon their development or limit development to more narrow uses or subpopulations in which the undesirable side effects or other characteristics are less prevalent, less severe or more acceptable from a risk-benefit perspective, any of which would harm our business.

RISKS RELATED TO OUR DEPENDENCE ON THIRD PARTIES AND MANUFACTURING

We rely on 3SBio in China as our primary supplier of pegadricase and on other third parties for the manufacture of our product candidates for preclinical and clinical testing, and expect to continue to do so for the foreseeable future. Our reliance on third parties increases the risk that we will not have sufficient quantities of our product candidates or that such quantities may not be available at an acceptable cost, or in compliance with regulatory requirements, which could delay, prevent or impair our development or commercialization efforts.

We obtain the biologic pegadricase, a component of SEL-212, our lead product candidate, primarily from 3SBio in China. Under our license agreement with 3SBio, we have limited rights to manufacture pegadricase and, while we have entered into a contract with a back-up supplier located outside of China, we expect to continue to rely on 3SBio as the primary supplier of pegadricase for the foreseeable future. In addition, to our knowledge only one company has received FDA approval for a therapeutic based on a biologic product manufactured in China.

Any disruption in production or inability of 3SBio in China to produce adequate quantities of pegadricase to meet our needs, whether as a result of a natural disaster, failure to comply with regulatory requirements or other causes, could impair our ability to operate our business on a day-to-day basis and to continue our research and development of our future product candidates. Furthermore, since 3SBio is located in China, we are exposed to the possibility of product supply disruption and increased costs in the event of changes in the policies of the United States or Chinese governments, political unrest or unstable economic conditions in China. Any of these matters could materially and adversely affect our business and results of operations. Any issues related to the manufacturing lots or similar action regarding pegadricase used in preclinical studies or clinical trials could delay the studies or trials or detract from the integrity of the trial data and its potential use in future regulatory filings. In addition, manufacturing interruptions or failure to comply or maintain compliance with regulatory requirements by 3SBio could significantly delay our clinical development of potential products and reduce third-party or clinical researcher interest and support of our proposed trials. These interruptions or failures could also impede commercialization of our future product candidates and impair our competitive position. Further, we may be exposed to fluctuations in the value of the local currency in China. Future appreciation of the local currency could increase our costs. In addition, our labor costs could continue to rise as wage rates increase due to increased demand for skilled laborers and the availability of skilled labor declines in China.

In addition to 3SBio, we rely, and expect to continue to rely, on other third parties for the manufacture of our product candidates for preclinical and clinical testing, as well as for commercial manufacture if any of our product candidates receive marketing approval. Our reliance on such third parties increases the risk that we will not have sufficient quantities of our product candidates on a timely basis or at all, or that such quantities will be available at an acceptable cost or quality, which could delay, prevent or impair our development or commercialization efforts. For example, we rely on third parties for the manufacture of our gene therapy preclinical materials. Gene therapy is a relatively new area for commercial biopharmaceutical development and there are a limited number of contract manufacturing organizations, or CMOs, with adequate facilities and expertise in this area. As a result, we may be unable to successfully manufacture our gene therapy preclinical materials through a third party or scale up the manufacture of our gene therapy product candidates for clinical testing or commercialization, if at all.

We may be unable to establish any agreements with third-party manufacturers on acceptable terms or at all. Even if we are able to establish agreements with third-party manufacturers, reliance on third-party manufacturers entails additional risks, including the:

- inability, failure or unwillingness of third-party manufacturers to comply with regulatory requirements, maintain quality assurance, meet our needs, specifications or schedules or continue to supply products to us;
- reduced control we have over product development, including with respect to our lead product candidate, due to our reliance on such third-party manufacturers,
- breach of manufacturing agreements by the third-party manufacturers;
- misappropriation or disclosure of our proprietary information, including our trade secrets and know-how;
- relationships that the third-party manufacturer may have with others, some of which may be our competitors, and, if it does not successfully carry out its contractual duties, does not meet expectations, experiences work stoppages, or needs to be replaced, we may need to enter into alternative arrangements, which may not be available, desirable or cost-effective; and
- termination or nonrenewal of agreements by third-party manufacturers at times that are costly or inconvenient for us.

The facilities used by our contract manufacturers to manufacture our product candidates must be approved by the FDA pursuant to inspections that will be conducted after we submit our marketing application to the FDA. We do not control the manufacturing process of, and are completely dependent on, our contract manufacturing partners for compliance with the regulatory requirements, known as current good manufacturing practices, or cGMPs, for manufacture of our product candidates. If our contract manufacturers cannot successfully manufacture material that conforms to our specifications and the strict regulatory requirements of the FDA or others, they will not be able to secure and/or maintain regulatory approval for their manufacturing facilities. In addition, we have no control over the ability of our contract manufacturers or suppliers to maintain adequate quality control, quality assurance and qualified personnel. If the FDA or a comparable foreign regulatory authority does not approve these facilities for the manufacture of our product candidates or if it withdraws any such approval in the future, we may need to find alternative manufacturing facilities, which would significantly impact our ability to develop, obtain regulatory approval for or market our product candidates, if approved. Our failure, or the failure of our third-party manufacturers, to comply with applicable regulations could result in sanctions being imposed on us, including clinical holds, fines, injunctions, civil penalties, delays, suspension or withdrawal of approvals, license revocations, seizures or recalls of product candidates or products, operating restrictions and criminal prosecutions, any of which could significantly and adversely affect supplies of our products. In addition, there are a limited number of manufacturers that operate under cGMP regulations and that might be capable of manufacturing our products. Therefore, our product candidates and any future products that we may develop may compete with other products for access to manufacturing facilities. Any failure to gain access to these limited manufacturing facilities could severely impact the clinical development, marketing approval and commercialization of our product candidates.

Any performance failure on the part of our existing or future manufacturers could delay clinical development or marketing approval. We do not currently have arrangements in place for redundant supply or a second source for required raw materials used in the manufacture of our product candidates or for the manufacture of finished product. Moreover, we often rely on one CMO to produce multiple product components. For instance, one of our CMOs produces several polymers used in our ImmTOR technology. If our current CMOs cannot perform as agreed, we may be required to replace such manufacturers and we may be unable to replace them on a timely basis or at all. Our current and expected future dependence upon others for the manufacture of our product candidates or products could delay, prevent or impair our development and commercialization efforts.

Our existing collaborations are important to our business, and future licenses may also be important to us. If we are unable to maintain any of these collaborations, or if these arrangements are not successful, our business could be adversely affected.

We have entered into collaborations with other parties, including pharmaceutical companies and universities, to develop products based on our ImmTOR technology, and such collaborations and licensing arrangements currently represent a significant portion of our product pipeline. Certain of our collaborations also provide us with important funding for some of our development programs and we expect to receive additional funding under collaborations in the future. Our existing collaborations, and any future collaborations we enter into, may pose a number of risks, including the following:

- collaborators have significant discretion in determining the efforts and resources that they will apply to these collaborations;
- collaborators may not perform their obligations as expected;
- collaborators may not pursue development and commercialization of any product candidates that achieve regulatory approval or may elect not to continue or renew development or commercialization programs based on preclinical or clinical trial results, changes in the collaborators' strategic focus or available funding, or external factors, such as an acquisition, that divert resources or create competing priorities;
- collaborators may delay clinical trials, provide insufficient funding for a clinical trial program, stop a clinical trial or abandon a product candidate, repeat or conduct new clinical trials or require a new formulation of a product candidate for clinical testing;
- collaborators could independently develop, or develop with third parties, products that compete directly or indirectly with our product candidates if the collaborators believe that competitive products are more likely to be successfully developed or can be commercialized under terms that are more economically attractive than ours, which may cause collaborators to cease to devote resources to the commercialization of our product candidates;
- a collaborator with marketing and distribution rights to one or more of our product candidates that achieve regulatory approval may not commit sufficient resources to the marketing and distribution of such product or products;
- disagreements with collaborators, including disagreements over proprietary rights, contract interpretation or the preferred course of development, might cause delays or termination of the research, development or commercialization of product

candidates, might lead to additional responsibilities for us with respect to product candidates, or might result in litigation or arbitration, any of which would be time-consuming and expensive;

- collaborators may not properly maintain or defend our intellectual property rights or may use our proprietary information in such a way as to invite litigation that could jeopardize or invalidate our intellectual property or proprietary information or expose us to potential litigation;
- collaborators may infringe the intellectual property rights of third parties, which may expose us to litigation and potential liability;
- collaborations may be terminated for the convenience of the collaborator or for our failure to comply with our obligations under existing or future collaborations and, if terminated, we would potentially lose the right to pursue further development or commercialization of the applicable product candidates;
- collaborators may learn about our technology and use this knowledge to compete with us in the future;
- there may be conflicts between different collaborators that could negatively affect those collaborations and potentially others; and
- the number and type of our collaborations could adversely affect our attractiveness to future collaborators or acquirers.

If our collaborations do not result in the successful development and commercialization of products or if one of our collaborators terminates its agreement with us, we may not receive any future research and development funding or milestone or royalty payments under such collaborations. If we do not receive the funding we expect under these agreements, our continued development of our ImmTOR technology and product candidates could be delayed and we may need additional resources to develop additional product candidates. All of the risks relating to product development, regulatory approval and commercialization described in this Annual Report on Form 10-K also apply to the activities of our therapeutic program collaborators and there can be no assurance that our collaborations will produce positive results or successful products on a timely basis or at all.

Additionally, subject to its contractual obligations to us, if one of our collaborators is involved in a business combination or otherwise changes its business priorities, the collaborator might deemphasize or terminate the development or commercialization of any product candidate licensed to it by us. If one of our collaborators terminates its agreement with us, we may find it more difficult to attract new collaborators and the perception of our business in the business and financial communities, and our stock price, could be adversely affected. In addition, we have a limited number of collaborations and if our relationship with any one or more of such collaborators were to cease, our business would be harmed as a result.

We may in the future collaborate with additional pharmaceutical and biotechnology companies for development and potential commercialization of therapeutic products. We face significant competition in seeking appropriate collaborators. If we are unable to reach agreements with suitable collaborators on a timely basis, on acceptable terms, or at all, we may not be able to access specific antigens that would be suitable to development with our technology, have to curtail the development of a product candidate, reduce or delay its development program or one or more of our other development programs, delay its potential commercialization or reduce the scope of any sales or marketing activities, or increase our expenditures and undertake development or commercialization activities at our own expense. If we elect to fund and undertake development or commercialization activities on our own, we may need to obtain additional expertise and additional capital, which may not be available to us on acceptable terms or at all. If we fail to enter into collaborations and do not have sufficient funds or expertise to undertake the necessary development and commercialization activities, we may not be able to further develop our product candidates or bring them to market or continue to develop our programs, and our business may be materially and adversely affected.

We rely, and expect to continue to rely, on third parties to conduct our clinical trials, and those third parties may not perform satisfactorily, including by failing to meet deadlines for the completion of such trials.

We expect to continue to rely on third parties, such as CROs, clinical data management organizations, medical institutions and clinical investigators, to conduct and manage our clinical trials, including our Phase 2 and Phase 3 clinical trials of SEL-212. We also expect to rely on other third parties to store and distribute drug supplies for our clinical trials.

Our reliance on these third parties for research and development activities will reduce our control over these activities but does not relieve us of our responsibilities. For example, we remain responsible for ensuring that each of our clinical trials is conducted in accordance with the general investigational plan and protocols for the trial. Moreover, the FDA requires us to comply with regulatory standards, commonly referred to as good clinical practice, or GCP, regulations, for conducting, recording and reporting the results of clinical trials to assure that data and reported results are credible and accurate and that the rights, safety and welfare of trial participants are protected. Other countries' regulatory agencies also have requirements for clinical trials. Regulatory authorities enforce these GCPs through periodic inspections of trial sponsors, principal investigators and trial sites. If we or any of our CROs or third-party contractors fail to comply with applicable GCPs, the data generated in

our clinical trials may be deemed unreliable and the FDA or comparable foreign regulatory authorities may require us to perform additional clinical trials before approving our marketing applications. We cannot assure you that upon inspection by a given regulatory authority, such regulatory authority will determine that any of our clinical trials complies with GCP regulations. In addition, our clinical trials must be conducted with product produced under current good manufacturing practice, or cGMP, regulations. Our failure to comply with these regulations may require us to repeat clinical trials, which would delay the regulatory approval process. We also are required to register ongoing clinical trials and post the results of completed clinical trials on a government-sponsored database, *ClinicalTrials.gov*, within specified timeframes. Failure to do so can result in fines, adverse publicity and civil and criminal sanctions.

Furthermore, these third parties may also have relationships with other entities, some of which may be our competitors. If these third parties do not successfully carry out their contractual duties, do not comply with confidentiality obligations, do not meet expected deadlines, experience work stoppages, terminate their agreements with us or need to be replaced, or do not conduct our clinical trials in accordance with regulatory requirements or our stated protocols, we may need to enter into new arrangements with alternative third parties, which could be difficult, costly or impossible, and our clinical trials may be extended, delayed or terminated, or may need to be repeated. If any of the foregoing occur, we may not be able to obtain, or may be delayed in obtaining, marketing approvals for our product candidates or in commercializing our product candidates.

We have no experience manufacturing our product candidates at commercial scale, and if we decide to establish our own manufacturing facility, we cannot assure you that we can manufacture our product candidates in compliance with regulations at a cost or in quantities necessary to make them commercially viable.

We have a pilot manufacturing facility at our Watertown, Massachusetts location where we conduct process development, scale-up activities and the manufacture of ImmTOR product candidates for preclinical use. We rely on the scale equipment at our CMOs for the manufacture of the clinical supply of all of our product candidates. If our facility, or our CMOs' facilities, were damaged or destroyed, or otherwise subject to disruption, it would require substantial lead-time to replace our manufacturing capabilities. In such event, we would be forced to identify and rely entirely on alternative third-party contract manufacturers for an indefinite period of time. Any disruptions or delays at our facility or its failure to meet regulatory compliance would impair our ability to develop and commercialize our product candidates, which would adversely affect our business and results of operations.

In addition, the FDA and other comparable foreign regulatory agencies must, pursuant to inspections that are conducted after submitting a BLA or relevant foreign marketing submission, confirm that the manufacturing processes for the product candidate meet cGMP regulations. We do not currently have any of our own manufacturing facilities that meet the FDA's cGMP requirements for the production of any product candidates used in humans, and rely on our CMOs for clinical production.

We may choose to establish a manufacturing facility for our product candidates for production at a commercial scale. However, we have no experience in commercial-scale manufacturing of our product candidates and this activity will require substantial additional funds and additional qualified employees. We may not be able to develop commercial-scale manufacturing facilities that are adequate to produce materials for additional later-stage clinical trials or commercial use.

The equipment and facilities employed in the manufacture of pharmaceuticals are subject to stringent qualification requirements by regulatory agencies, including validation of such facilities, equipment, systems, processes and analytics. We may be subject to lengthy delays and expense in conducting validation studies, if we can meet the requirements at all.

RISKS RELATED TO COMMERCIALIZATION OF OUR PRODUCT CANDIDATES AND OTHER LEGAL COMPLIANCE MATTERS

Even if any of our product candidates receives marketing approval, it may fail to achieve the degree of market acceptance by physicians, patients, third-party payors and others in the medical community necessary for commercial success.

If any of our product candidates receives marketing approval, it may nonetheless fail to gain sufficient market acceptance by physicians, patients, third-party payors and others in the medical community. If our product candidates do not achieve an adequate level of acceptance, we may not generate significant product revenues and we may not become profitable. The degree of market acceptance of our product candidates, if any, will depend on a number of factors, including:

- their efficacy, safety and other potential advantages compared to alternative treatments;
- the clinical indications for which our product candidates are approved;
- our ability to offer them for sale at competitive prices;
- their convenience and ease of administration compared to alternative treatments;
- the willingness of the target patient population to try new therapies and of physicians to prescribe these therapies;

- the strength of marketing and distribution support;
- the availability of third-party coverage and adequate reimbursement for our product candidates;
- the prevalence and severity of their side effects and their overall safety profiles;
- any restrictions on the use of our product candidates together with other medications;
- interactions of our product candidates with other medicines patients are taking;
- our ability to create awareness with patients and physicians about the harmful effects of uric acid deposits;
- the timing of market introduction of any approved product candidates as well as competitive products and other therapies;
- inability of certain types of patients to take our product candidates;
- their ability to remain attractive in the event of changing treatment guidelines;
- adverse publicity about the product or favorable publicity about competitive products; and
- potential product liability claims.

We currently have no sales organization. If we are unable to establish effective sales, marketing and distribution capabilities, or enter into agreements with third parties with such capabilities, we may not be successful in commercializing our product candidates if and when they are approved.

We do not have a sales or marketing infrastructure and have no experience in the sale, marketing or distribution of pharmaceutical products. To achieve commercial success for any product candidate for which we obtain marketing approval, we will need to establish a sales and marketing organization or make arrangements with third parties to perform sales and marketing functions and we may not be successful in doing so.

In the future, we expect to build a focused sales and marketing infrastructure to market or co-promote our product candidates in the United States and potentially elsewhere, if and when they are approved. There are risks involved with establishing our own sales, marketing and distribution capabilities. For example, recruiting and training a sales force is expensive and time-consuming and could delay any product launch. If the commercial launch of a product candidate for which we recruit a sales force and establish marketing capabilities is delayed or does not occur for any reason, we would have prematurely or unnecessarily incurred these commercialization expenses. This may be costly, and our investment would be lost if we cannot retain or reposition our sales and marketing personnel.

Outside the United States, we may rely on third parties to sell, market and distribute our product candidates. We may not be successful in entering into arrangements with such third parties or may be unable to do so on terms that are favorable to us. In addition, our product revenue and our profitability, if any, may be lower if we rely on third parties for these functions than if we were to market, sell and distribute any products that we develop ourselves. We likely will have little control over such third parties, and any of them may fail to devote the necessary resources and attention to sell and market our products effectively. If we do not establish sales, marketing and distribution capabilities successfully, either on our own or in collaboration with third parties, we will not be successful in commercializing our product candidates.

We face substantial competition, including from biosimilars, which may result in others discovering, developing or commercializing competing products before or more successfully than we do.

The development and commercialization of new drug and biologic products and technologies is highly competitive and is characterized by rapid and substantial technological development and product innovations. We are aware of a number of large pharmaceutical and biotechnology companies, including Sanofi, Horizon Pharma plc, Pfizer Inc., and Merck & Co., Inc., as well as smaller, early-stage companies, that offer or are pursuing the development of pharmaceutical products or technologies that may address one or more indications that our product candidates target. We face competition with respect to our current product candidates, and will face competition with respect to any product candidates that we may seek to develop or commercialize in the future, from major pharmaceutical companies, specialty pharmaceutical companies and biotechnology companies worldwide.

Many of the companies against which we are competing or against which we may compete in the future have significantly greater financial resources, established presence in the market and expertise in research and development, manufacturing, preclinical testing, conducting clinical trials, obtaining regulatory approvals and reimbursement for product candidates and in marketing approved products than we do. Mergers and acquisitions in the pharmaceutical and biotechnology industries may result in even more resources being concentrated among a smaller number of our competitors.

These third parties compete with us in recruiting and retaining qualified scientific, sales and marketing and management personnel, establishing clinical trial sites and patient registration for clinical trials, as well as in acquiring technologies complementary to, or necessary for, our programs.

Our commercial opportunity could be reduced or eliminated if our competitors develop and commercialize products that are more effective, have fewer or less severe side effects, are more convenient or are less expensive than any products that we may develop. Our competitors also may obtain FDA or other regulatory approval for their products more rapidly than we may obtain approval for ours, which could result in our competitors establishing a strong market position before we are able to enter the market, especially for any competitor developing a microbiome therapeutic that will likely share our same regulatory approval requirements. In addition, our ability to compete may be affected in many cases by insurers or other third-party payors seeking to encourage the use of generic or biosimilar products.

We expect the product candidates we develop will be regulated as biological products, or biologics, and therefore they may be subject to competition sooner than anticipated.

The Biologics Price Competition and Innovation Act of 2009 (BPCIA) was enacted as part of the Affordable Care Act to establish an abbreviated pathway for the approval of biosimilar and interchangeable biological products. The regulatory pathway establishes legal authority for the FDA to review and approve biosimilar biologics, including the possible designation of a biosimilar as “interchangeable” based on its similarity to an approved biologic. Under the BPCIA, an application for a biosimilar product cannot be approved by the FDA until 12 years after the reference product was approved under a BLA. The law is complex and is still being interpreted and implemented by the FDA. As a result, its ultimate impact, implementation, and meaning are subject to uncertainty. While it is uncertain when such processes intended to implement the BPCIA may be fully adopted by the FDA, any such processes could have a material adverse effect on the future commercial prospects for our biological products.

We believe that any product candidate approved in the United States as a biological product under a BLA should qualify for the 12-year period of exclusivity. However, there is a risk that this exclusivity could be shortened due to congressional action or otherwise, or that the FDA will not consider the subject product candidates to be reference products for competing products, potentially creating the opportunity for generic competition sooner than anticipated. Moreover, the extent to which a biosimilar, once approved, will be substituted for any one of the reference products in a way that is similar to traditional generic substitution for non-biological products is not yet clear, and will depend on a number of marketplace and regulatory factors that are still developing.

Even if we are able to commercialize any product candidates, the products may become subject to unfavorable pricing regulations or third-party coverage or reimbursement policies, any of which would harm our business.

Significant uncertainty exists as to the coverage and reimbursement status of any product candidates for which we obtain regulatory approval. Our ability to commercialize any product candidates successfully will depend, in part, on the extent to which coverage and adequate reimbursement for these products and related treatments will be available from government health administration authorities, private health insurers and other organizations. Government authorities and third-party payors, such as private health insurers and health maintenance organizations, decide which medications they will pay for and establish reimbursement levels.

Obtaining and maintaining adequate reimbursement for our products may be difficult. We cannot be certain if and when we will obtain an adequate level of reimbursement for our products by third-party payors. Even if we do obtain adequate levels of reimbursement, third-party payors, such as government or private healthcare insurers, carefully review and increasingly question the coverage of, and challenge the prices charged for, products. Government authorities and third-party payors have attempted to control costs by limiting coverage and the amount of reimbursement for particular medications. Increasingly, third-party payors are requiring that pharmaceutical companies provide them with predetermined discounts from list prices and are challenging the prices charged for products. We may also be required to conduct expensive pharmacoeconomic studies to justify coverage and reimbursement or the level of reimbursement relative to other therapies. If coverage and reimbursement are not available or reimbursement is available only to limited levels, we may not be able to successfully commercialize any product candidate for which we obtain marketing approval.

There may be significant delays in obtaining reimbursement for newly approved products, and coverage may be more limited than the purposes for which the product is approved by the FDA or similar regulatory authorities outside of the United States. Moreover, eligibility for reimbursement does not imply that a product will be paid for in all cases or at a rate that covers our costs, including research, development, manufacture, sale and distribution. Interim reimbursement levels for new products, if applicable, may also not be sufficient to cover our costs and may not be made permanent. Reimbursement rates may vary according to the use of the product and the clinical setting in which it is used, may be based on reimbursement levels already set for lower cost products and may be incorporated into existing payments for other services. Net prices for products may be reduced by mandatory discounts or rebates required by government healthcare programs or private payors and by any future relaxation of laws that presently restrict imports of products from countries where they may be sold at lower prices than in the United States. Our inability to promptly obtain coverage and adequate reimbursement rates from both government-funded and private payors for any approved products that we develop could have a material adverse effect on our operating results, our ability to raise capital needed to commercialize products and our overall financial condition.

The regulations that govern marketing approvals, pricing, coverage and reimbursement for new products vary widely from country to country. Current and future legislation may significantly change the approval requirements in ways that could involve additional costs and cause delays in obtaining approvals. Some countries require approval of the sale price of a product before it can be marketed. In many countries, the pricing review period begins after marketing or product licensing approval is granted. In some foreign markets, prescription pharmaceutical pricing remains subject to continuing governmental control, including possible price reductions, even after initial approval is granted. As a result, we might obtain marketing approval for a product in a particular country, but then be subject to price regulations that delay our commercial launch of the product, possibly for lengthy time periods, and negatively impact the revenues we are able to generate from the sale of the product in that country. Adverse pricing limitations may hinder our ability to recoup our investment in one or more product candidates, even if our product candidates obtain marketing approval. There can be no assurance that our product candidates, if they are approved for sale in the United States or in other countries, will be considered medically necessary for a specific indication or cost-effective, or that coverage or an adequate level of reimbursement will be available.

Moreover, there has recently been heightened governmental scrutiny over the manner in which manufacturers set prices for their marketed products, which has resulted in several Congressional inquiries and proposed bills designed to, among other things, bring more transparency to product pricing, review the relationship between pricing and manufacturer patient programs, and reform government program reimbursement methodologies for drug products.

Product liability lawsuits against us could cause us to incur substantial liabilities and limit commercialization of any products that we may develop.

We face an inherent risk of product liability exposure related to the testing of our product candidates in clinical trials and will face an even greater risk if we commercially sell any products that we may develop. If we cannot successfully defend ourselves against claims that our product candidates or products caused injuries, we will incur substantial liabilities. Regardless of merit or eventual outcome, liability claims may result in:

- regulatory investigations, product recalls or withdrawals, or labeling, marketing or promotional restrictions;
- decreased demand for any product candidates or products that we may develop;
- injury to our reputation and significant negative media attention;
- loss of clinical trial participants or increased difficulty in enrolling future participants;
- significant costs to defend the related litigation or to reach a settlement;
- substantial payments to trial participants or patients;
- loss of revenue;
- reduced resources of our management to pursue our business strategy; and
- the inability to commercialize any products that we may develop.

We maintain general liability, product liability and umbrella liability insurance. Our existing insurance coverage may not fully cover potential liabilities that we may incur. We may need to increase our insurance coverage as we expand our clinical trials or if we commence commercialization of our product candidates. Insurance coverage is increasingly expensive. We may not be able to maintain insurance coverage at a reasonable cost or in an amount adequate to satisfy any liability that may arise.

Failure to obtain marketing approval in international jurisdictions would prevent our product candidates from being marketed abroad.

Although we do not have any current plans to market and sell our products in other jurisdictions outside of the United States, we may decide to do so in the future and either we or our collaborators would need to obtain separate marketing approvals and comply with numerous and varying regulatory requirements. The approval procedure varies among countries and can involve additional testing. The time required to obtain approval in foreign countries may differ substantially from that required to obtain FDA approval. Clinical trials conducted in one country may not be accepted by regulatory authorities in other countries. The regulatory approval process outside the United States generally includes all of the risks associated with obtaining FDA approval. In addition, in many countries outside the United States, it is required that the product candidate be approved for reimbursement before the product candidate can be approved for sale in that country. We or our collaborators may not obtain approvals for our product candidates from regulatory authorities outside the United States on a timely basis, if at all. Approval by the FDA does not ensure approval by regulatory authorities in other countries or jurisdictions, and approval by one regulatory authority outside the United States does not ensure approval by regulatory authorities in other countries or jurisdictions, or by the FDA. However, a failure or delay in obtaining regulatory approval in one country may have a negative effect on the regulatory process in others. We may not be able to file for marketing approvals and may not receive necessary approvals to commercialize our product candidates in any market.

Our relationships with healthcare providers, customers and third-party payors will be subject to applicable anti-kickback, fraud and abuse and other healthcare laws and regulations, which could expose us to criminal sanctions, civil penalties, exclusion from government healthcare programs, contractual damages, reputational harm and diminished profits and future earnings.

Arrangements with physicians, others who may be in a position to generate business for us, and customers may expose us to broadly applicable fraud and abuse and other healthcare laws and regulations that constrain the business or financial arrangements and relationships through which we market, sell and distribute any products for which we obtain marketing approval. Restrictions under applicable federal and state healthcare laws and regulations include the following:

- the federal Anti-Kickback Statute, which prohibits, among other things, persons and entities from knowingly and willfully soliciting, offering, receiving or providing remuneration, directly or indirectly, in cash or in kind, to induce or reward, or in return for, either the referral of an individual for, or the purchase, order or recommendation of, any good or service for which payment may be made under a federal healthcare program such as Medicare and Medicaid. A person or entity does not need to have actual knowledge of the statute or specific intent to violate it to have committed a violation; in addition, the government may assert that a claim including items or services resulting from a violation of the federal Anti-Kickback Statute constitutes a false or fraudulent claim for purposes of the False Claims Act;
- the federal false claims and civil monetary penalties laws, including the civil False Claims Act, which impose criminal and civil penalties against individuals or entities for knowingly presenting, or causing to be presented, to the federal government claims for payment that are false or fraudulent. Private individuals (e.g., whistleblowers) can bring these actions on behalf of the government;
- the federal Health Insurance Portability and Accountability Act of 1996, or HIPAA, which imposes criminal and civil liability for, among other things, executing or attempting to execute a scheme to defraud any healthcare benefit program or making false statements relating to healthcare matters. A person or entity does not need to have actual knowledge of the statute or specific intent to violate it to have committed a violation;
- HIPAA, as amended by the Health Information Technology for Economic and Clinical Health Act, or HITECH, and its implementing regulations, which also imposes obligations, including mandatory contractual terms, on certain types of people and entities with respect to safeguarding the privacy, security and transmission of individually identifiable health information;
- the federal Physician Payments Sunshine Act, which requires applicable manufacturers of certain products for which payment is available under a federal healthcare program to report annually to the government information related to certain payments or other “transfers of value” made to physicians and teaching hospitals, as well as ownership and investment interests held by the physicians and their immediate family members;
- analogous state laws and regulations, such as state anti-kickback and false claims laws, which may apply to sales or marketing arrangements and claims involving healthcare items or services reimbursed by third-party payors, including private insurers; requirements to comply with federal and pharmaceutical industry compliance guidelines, and; state data privacy and price transparency laws, many of which differ from each other in significant ways and often are broader than and not preempted by HIPAA or the Sunshine Act, thus complicating compliance efforts; and
- similar healthcare laws and regulations in the European Union and other jurisdictions, including reporting requirements detailing interactions with and payments to healthcare providers and laws governing the privacy and security of certain protected information, such as the General Data Protection Regulation, or GDPR, which imposes obligations and restrictions on the collection and use of personal data relating to individuals located in the European Union (including health data).

Efforts to ensure that our business arrangements with third parties comply with applicable healthcare laws and regulations will involve substantial costs. It is possible that governmental authorities will conclude that our business practices, including our relationships with physicians and other healthcare providers, some of whom may recommend, purchase and/or prescribe our product candidates, if approved, may not comply with current or future statutes, regulations or case law involving applicable fraud and abuse or other healthcare laws and regulations. If our operations are found to be in violation of any of these laws or any other governmental laws and regulations that may apply to us, we may be subject to significant civil, criminal and administrative penalties, damages, fines, imprisonment, exclusion of products from government funded healthcare programs, such as Medicare and Medicaid, disgorgement, contractual damages, reputational harm, diminished profits and the curtailment or restructuring of our operations. If any of the physicians or other healthcare providers or entities with whom we expect to do business is found to be not in compliance with applicable laws, they may be subject to criminal, civil or administrative sanctions, including exclusions from government funded healthcare programs. The risk of our being found in violation of these laws is increased by the fact that many of them have not been fully interpreted by the regulatory authorities or the courts, and their provisions are open to a variety of interpretations.

Recently enacted and future legislation may increase the difficulty and cost for us to obtain marketing approval of and commercialize our product candidates and affect the prices we may obtain.

In the United States and some foreign jurisdictions, there have been a number of legislative and regulatory changes and proposed changes regarding the healthcare system that could prevent or delay marketing approval of our product candidates, restrict or regulate post-approval activities and affect our ability to profitably sell any product candidates for which we obtain marketing approval.

For example, the Patient Protection and Affordable Care Act, as amended by the Health Care and Education Reconciliation Act, or collectively the ACA, a sweeping law intended to broaden access to health insurance, reduce or constrain the growth of healthcare spending, enhance remedies against fraud and abuse, add new transparency requirements for the healthcare and health insurance industries, impose new taxes and fees on the health industry and impose additional health policy reforms.

Among the provisions of the ACA of importance to our potential product candidates are the following:

- an annual, nondeductible fee payable by any entity that manufactures or imports specified branded prescription drugs and biologic agents;
- an increase in the statutory minimum rebates a manufacturer must pay under the Medicaid Drug Rebate Program;
- a new methodology by which rebates owed by manufacturers under the Medicaid Drug Rebate Program are calculated for drugs that are inhaled, infused, instilled, implanted or injected;
- extension of manufacturers' Medicaid rebate liability to individuals enrolled in Medicaid managed care organizations;
- expansion of the entities eligible for discounts under the Public Health Service pharmaceutical pricing program;
- a new requirement to annually report drug samples that manufacturers and distributors provide to physicians; and
- a new Patient-Centered Outcomes Research Institute to oversee, identify priorities in, and conduct comparative clinical effectiveness research, along with funding for such research.

Since its enactment, there have been judicial and Congressional challenges to certain aspects of the ACA. The Trump Administration and the U.S. Congress may take further action regarding the Affordable Care Act, including, but not limited to, repeal or replacement. Most recently, the Tax Cuts and Jobs Act (the "Tax Act") was enacted, which, among other things, removes penalties for not complying with the individual mandate to carry health insurance. On December 14, 2018, a U.S. District Court Judge in the Northern District of Texas, ruled that the individual mandate is a critical and inseparable feature of the ACA, and therefore, because it was repealed as part of the Tax Act, the remaining provisions of the ACA are invalid as well. While the Trump Administration and CMS have both stated that the ruling will have no immediate effect, it is unclear how this decision, subsequent appeals, if any, and other efforts to repeal and replace the ACA will impact the ACA and our business. We cannot predict the ultimate content, timing or effect of any healthcare reform legislation or the impact of potential legislation on us.

We expect that the ACA, as well as other healthcare reform measures that may be adopted in the future, may result in additional reductions in Medicare and other healthcare funding, more rigorous coverage criteria, new payment methodologies and additional downward pressure on the price that we receive for any approved product. Any reduction in reimbursement from Medicare or other government programs may result in a similar reduction in payments from private payors. The implementation of cost containment measures or other healthcare reforms may prevent us from being able to generate revenue, attain profitability or commercialize our products.

Even if we receive regulatory approval for any of our product candidates, we will be subject to ongoing obligations and continued regulatory review, which may result in significant additional expense. Additionally, any of our product candidates, if approved, could be subject to post-marketing restrictions or withdrawal from the market, and we may be subject to penalties if we fail to comply with regulatory requirements or if we experience unexpected problems with our products.

Any product candidate for which we obtain marketing approval, along with the manufacturing processes, post-approval clinical data, labeling, advertising and promotional activities for such product, will be subject to the continual requirements of and review by the FDA and other regulatory authorities. These requirements include submissions of safety and other post-marketing information and reports, registration and listing requirements, cGMP requirements relating to manufacturing, quality control, quality assurance and corresponding maintenance of records and documents, requirements regarding the distribution of samples to physicians and recordkeeping. We and our contract manufacturers will also be subject to continual review and periodic inspections to assess compliance with cGMP. Accordingly, we and others with whom we work must continue to expend time, money and effort in all areas of regulatory compliance, including manufacturing, production and quality control.

Even if marketing approval of a product candidate is granted, the approval may be subject to limitations on the indicated uses for which the product may be marketed or to the conditions of approval, including the requirement to implement a risk evaluation and mitigation strategy, or REMS, which could include requirements for a medication guide, physician communication plans or additional elements to ensure safe use, such as restricted distribution methods, patient registries and other risk mitigation tools. If any of our product candidates receives marketing approval, the accompanying label may limit the approved use of our product, which could limit sales of the product.

The FDA may also impose requirements for costly post-marketing studies or clinical trials and surveillance to monitor the safety or efficacy of our approved products. The FDA closely regulates the post-approval marketing and promotion of drugs and biologics to ensure they are marketed only for the approved indications and in accordance with the provisions of the approved labeling. The FDA imposes stringent restrictions on manufacturers' communications regarding off-label use, and if we market our products outside of their approved indications, we may be subject to enforcement action for off-label marketing. Violations of the FDA's restrictions relating to the promotion of prescription products may also lead to investigations alleging violations of federal and state health care fraud and abuse laws, as well as state consumer protection laws.

In addition, if a regulatory agency or we later discover previously unknown problems with our products, such as adverse events of unexpected severity or frequency or problems with manufacturers or manufacturing processes, the regulatory agency may impose restrictions on the products or us, including requiring withdrawal of the product from the market. Any failure to comply with applicable regulatory requirements may yield various results, including:

- litigation involving patients taking our products;
- restrictions on such products, manufacturers or manufacturing processes;
- restrictions on the labeling or marketing of a product;
- restrictions on product distribution or use;
- requirements to conduct post-marketing studies or clinical trials;
- warning letters;
- withdrawal of products from the market;
- suspension or termination of ongoing clinical trials;
- refusal to approve pending applications or supplements to approved applications that we submit;
- recall of products;
- fines, restitution or disgorgement of profits or revenues;
- suspension or withdrawal of marketing approvals;
- damage to relationships with existing and potential collaborators;
- unfavorable press coverage and damage to our reputation;
- refusal to permit the import or export of our products;
- product seizure or detention;
- injunctions; or
- imposition of civil or criminal penalties.

Noncompliance with other requirements in foreign jurisdictions regarding safety monitoring or pharmacovigilance can also result in significant financial penalties. Similarly, failure to comply with U.S. and foreign regulatory requirements regarding the development of products for pediatric populations and the protection of personal health information can also lead to significant penalties and sanctions.

Any government investigation of alleged violations of law could require us to expend significant time and resources in response, and could generate negative publicity. Any failure to comply with ongoing regulatory requirements may significantly and adversely affect our ability to commercialize and generate revenues. If regulatory sanctions are applied or if regulatory approval is withheld or withdrawn, the value of our company and our operating results will be adversely affected.

The FDA's and other regulatory authorities' policies may change and additional government regulations may be enacted that could prevent, limit or delay regulatory approval of our product candidates. If we are slow or unable to adapt to changes in existing requirements or the adoption of new requirements or policies, or if we are not able to maintain regulatory compliance,

we may lose any marketing approval that we may have obtained and we may not achieve or sustain profitability, which would adversely affect our business, prospects, financial condition and results of operations.

We also cannot predict the likelihood, nature or extent of government regulation that may arise from future legislation or administrative or executive action, either in the United States or abroad. For example, certain policies of the current administration may impact our business and industry. Namely, the Trump administration has taken several executive actions, including the issuance of a number of Executive Orders, that could impose significant burdens on, or otherwise materially delay, FDA's ability to engage in routine regulatory and oversight activities such as implementing statutes through rulemaking, issuance of guidance, and review and approval of marketing applications. It is difficult to predict how these Executive Orders will be implemented, and the extent to which they will impact the FDA's ability to exercise its regulatory authority. If these executive actions impose constraints on FDA's ability to engage in oversight and implementation activities in the normal course, our business may be negatively impacted.

Changes in funding for the FDA and other government agencies could hinder their ability to hire and retain key leadership and other personnel, or otherwise prevent new products and services from being developed or commercialized in a timely manner, which could negatively impact our business.

The ability of the FDA to review and approve new products can be affected by a variety of factors, including government budget and funding levels, ability to hire and retain key personnel and accept the payment of user fees, and statutory, regulatory, and policy changes. Average review times at the agency have fluctuated in recent years as a result. In addition, government funding of other government agencies that fund research and development activities is subject to the political process, which is inherently fluid and unpredictable.

Disruptions at the FDA and other agencies may also slow the time necessary for new drugs to be reviewed and/or approved by necessary government agencies, which would adversely affect our business. For example, over the last several years, including for 35 days beginning on December 22, 2018, the U.S. government has shut down several times and certain regulatory agencies, such as the FDA, have had to furlough critical FDA employees and stop critical activities. If a prolonged government shutdown occurs, it could significantly impact the ability of the FDA to timely review and process our regulatory submissions, which could have a material adverse effect on our business.

We are subject to U.S. and certain foreign export and import controls, sanctions, embargoes, anti-corruption laws, and anti-money laundering laws and regulations. Compliance with these legal standards could impair our ability to compete in domestic and international markets. We can face criminal liability and other serious consequences for violations, which can harm our business.

We are subject to export control and import laws and regulations, including the U.S. Export Administration Regulations, U.S. Customs regulations, various economic and trade sanctions regulations administered by the U.S. Treasury Department's Office of Foreign Assets Controls, the U.S. Foreign Corrupt Practices Act of 1977, as amended, the U.S. domestic bribery statute contained in 18 U.S.C. § 201, the U.S. Travel Act, the USA PATRIOT Act, and other state and national anti-bribery and anti-money laundering laws in the countries in which we conduct activities. Anti-corruption laws are interpreted broadly and prohibit companies and their employees, agents, contractors and other partners from authorizing, promising, offering or providing, directly or indirectly, improper payments or anything else of value to recipients in the public or private sector. We may engage third parties for clinical trials outside of the United States, to sell our product candidates abroad once we enter a commercialization phase, and/or to obtain necessary permits, licenses, patent registrations, and other regulatory approvals. We have direct or indirect interactions with officials and employees of government agencies or government-affiliated hospitals, universities and other organizations. We can be held liable for the corrupt or other illegal activities of our employees, agents, contractors and other partners, even if we do not explicitly authorize or have actual knowledge of such activities. Our violations of the laws and regulations described above may result in substantial civil and criminal fines and penalties, imprisonment, the loss of export or import privileges, debarment, tax reassessments, breach of contract and fraud litigation, reputational harm and other consequences.

Governments outside the United States tend to impose strict price controls, which may adversely affect our revenues, if any.

In some countries, the pricing of prescription pharmaceuticals is subject to governmental control. In these countries, pricing negotiations with governmental authorities can take considerable time after the receipt of marketing approval for a product candidate. In addition, there can be considerable pressure by governments and other stakeholders on prices and reimbursement levels, including as part of cost containment measures. Political, economic and regulatory developments may further complicate pricing negotiations, and pricing negotiations may continue after coverage and reimbursement have been obtained. Reference pricing used by various countries and parallel distribution or arbitrage between low-priced and high-priced countries, can further reduce prices. To obtain reimbursement or pricing approval in some countries, we may be required to conduct a clinical trial that compares the cost-effectiveness of our product candidate to other available therapies, which is time-consuming and costly. If coverage and reimbursement of our product candidates are unavailable or limited in scope or amount, or if pricing is set at unsatisfactory levels, our business could be harmed, possibly materially.

If we or our contract manufacturers or other third parties fail to comply with environmental, health and safety laws and regulations, we could become subject to fines or penalties or incur costs that could harm our business.

We and our contract manufacturers and other third parties with whom we do business are subject to numerous environmental, health and safety laws and regulations, including those governing laboratory procedures and the handling, use, storage, treatment and disposal of hazardous materials and wastes. Our operations involve the use of hazardous and flammable materials, including biological materials and chemicals, such as trichloroethylene. Our operations also produce hazardous waste products. We generally contract with third parties for the disposal of these materials and wastes. We cannot eliminate the risk of contamination or injury from these materials. In the event of contamination or injury resulting from our use of hazardous materials, we could be held liable for any resulting damages, and any liability could exceed our resources. We also could incur significant costs associated with civil or criminal fines and penalties for failure to comply with such laws and regulations.

Although we maintain workers' compensation insurance to cover us for costs and expenses we may incur due to injuries to our employees resulting from the use of hazardous materials, this insurance may not provide adequate coverage against potential liabilities. We do not maintain insurance for environmental liability or toxic tort claims that may be asserted against us in connection with our storage or disposal of biological, hazardous or radioactive materials.

In addition, we may incur substantial costs in order to comply with current or future environmental, health and safety laws and regulations. These current or future laws and regulations may impair our research, development or production efforts. The failure to comply with these laws and regulations also may result in substantial fines, penalties or other sanctions.

RISKS RELATED TO OUR INTELLECTUAL PROPERTY

If we or our licensors are unable to adequately protect our proprietary technology, or obtain and maintain issued patents that are sufficient to protect our product candidates, others could compete against us more directly, which would negatively impact our business.

Our success depends in large part on our ability to obtain and maintain patent and other intellectual property protection in the United States and other countries with respect to our proprietary technology and products. We seek to protect our proprietary position by filing patent applications in the United States and abroad related to our novel technologies and product candidates. We also rely on trade secrets to protect aspects of our business that are not amenable to, or that we do not consider appropriate for, patent protection.

The patent prosecution process is expensive and time-consuming, and we may not be able to file and prosecute all necessary or desirable patent applications at a reasonable cost, in a timely manner or in all jurisdictions. As we reach the statutory deadlines for deciding whether and where to initiate prosecution in specific foreign jurisdictions by filing national stage applications based on our Patent Cooperation Treaty, or PCT, applications, we will have to decide whether and where to pursue patent protection for the various inventions claimed in our patent portfolio, and we will only have the opportunity to obtain patents in those jurisdictions where we pursue protection. It is also possible that we will fail to identify patentable aspects of our research and development output before it is too late to obtain patent protection. It is possible that defects of form in the preparation or filing of our patents or patent applications may exist, or may arise in the future, such as, with respect to proper priority claims, inventorship, claim scope or patent term adjustments. If there are material defects in the form or preparation of our patents or patent applications, such patents or applications may be invalid and unenforceable. Moreover, our competitors may independently develop equivalent knowledge, methods and know-how. Any of these outcomes could impair our ability to prevent competition from third parties, which may have an adverse impact on our business. We also cannot guarantee that any of our patent searches or analyses, including but not limited to the identification of relevant patents, the scope of patent claims or the expiration of relevant patents, are complete and thorough, nor can we be certain that we have identified each and every patent and pending application in the United States and abroad that is relevant to or necessary for the commercialization of our product candidates in any jurisdiction.

In some circumstances, we may not have the right to control the preparation, filing and prosecution of patent applications, or to maintain the patents covering technology that we license from third parties. We may also require the cooperation of our licensors to enforce any licensed patent rights, and such cooperation may not be provided. Therefore, these patents and applications may not be prosecuted and enforced in a manner consistent with the best interests of our business. Moreover, we have obligations under our licenses, and any failure to satisfy those obligations could give our licensor the right to terminate the license. Termination of a necessary license could have a material adverse impact on our business.

We cannot provide any assurances that the issued patents we currently own, or any future patents, include claims with a scope sufficient to protect our product candidates or otherwise provide any competitive advantage. Further, it is possible that a patent claim may provide coverage for some but not all parts of a product candidate or third-party product. These and other factors may provide opportunities for our competitors to design around our patents, should they issue.

Moreover, other parties may have developed technologies that may be related or competitive to our approach, and may have filed or may file patent applications, and may have received or may receive patents that may overlap or conflict with our patent applications, either by claiming similar methods or by claiming subject matter that could dominate our patent position. In addition, it may be some time before we understand how patent offices react to our patent claims and whether they identify prior art of relevance that we have not already considered.

Publications of discoveries in the scientific literature often lag behind the actual discoveries, and patent applications in the United States and other jurisdictions are typically not published until 18 months after filing, or in some cases not at all. Therefore, we cannot know with certainty whether we were the first to make the inventions claimed in any owned patents or pending patent applications, or that we were the first to file for patent protection of such inventions, nor can we know whether those from whom we may license patents were the first to make the inventions claimed or were the first to file. For these and other reasons, the issuance, scope, validity, enforceability and commercial value of our patent rights are subject to a level of uncertainty. Our pending and future patent applications may not result in patents being issued that protect our technology or products, in whole or in part, or which effectively prevent others from commercializing competitive technologies and products. Changes in either the patent laws or interpretation of the patent laws in the United States and other countries may diminish the value of our patents or narrow the scope of our patent protection.

We may be subject to a third-party preissuance submission of prior art to the U.S. Patent and Trademark Office, or USPTO, or become involved in opposition, derivation, reexamination, inter partes review, post-grant review or interference proceedings challenging our patent rights or the patent rights of others. An adverse determination in any such submission, proceeding or litigation could reduce the scope of, or invalidate, our patent rights, allow third parties to commercialize our technology or products and compete directly with us, without payment to us, or result in our inability to manufacture or commercialize product candidates without infringing third-party patent rights. In addition, if the breadth or strength of protection provided by our patents and patent applications is threatened, it could dissuade companies from collaborating with us to license, develop or commercialize current or future product candidates. Furthermore, an adverse decision in an interference proceeding can result in a third party receiving the patent right sought by us, which in turn could affect our ability to develop, market or otherwise commercialize our product candidates. The issuance, scope, validity, enforceability and commercial value of our patents are subject to a level of uncertainty.

The patent position of biotechnology and pharmaceutical companies generally is highly uncertain, involves complex legal and factual questions and has in recent years been the subject of much litigation. Due to legal standards relating to patentability, validity, enforceability and claim scope of patents covering biotechnological and pharmaceutical inventions, our ability to obtain, maintain and enforce patents is uncertain and involves complex legal and factual questions. Even if issued, a patent's validity, inventorship, ownership or enforceability is not conclusive. Accordingly, rights under any existing patent or any patents we might obtain or license may not cover our product candidates, or may not provide us with sufficient protection for our product candidates to afford a commercial advantage against competitive products or processes, including those from branded and generic pharmaceutical companies.

In addition to the protection afforded by patents, we rely on trade secret protection and confidentiality agreements to protect proprietary know-how, information, or technology that is not covered by our patents. Although our agreements require all of our employees to assign their inventions to us, and we require all of our employees, consultants, advisors and any other third parties who have access to our trade secrets, proprietary know-how and other confidential information and technology to enter into appropriate confidentiality agreements, we cannot be certain that our trade secrets, proprietary know-how, and other confidential information and technology will not be subject to unauthorized disclosure or that our competitors will not otherwise gain access to or independently develop substantially equivalent trade secrets, proprietary know-how, and other information and technology. Furthermore, the laws of some foreign countries do not protect proprietary rights to the same extent or in the same manner as the laws of the United States. As a result, we may encounter significant problems in protecting and defending our intellectual property globally. If we are unable to prevent unauthorized disclosure of our intellectual property related to our product candidates and technology to third parties, we may not be able to establish or maintain a competitive advantage in our market, which could adversely affect our business and operations.

Any litigation to enforce or defend our patent rights, even if we were to prevail, could be costly and time-consuming and would divert the attention of our management and key personnel from our business operations. We may not prevail in any lawsuits that we initiate and the damages or other remedies awarded if we were to prevail may not be commercially meaningful. Even if we are successful, domestic or foreign litigation, or USPTO or foreign patent office proceedings, may result in substantial costs and distraction to our management. We may not be able, alone or with our licensors or potential collaborators, to prevent misappropriation of our proprietary rights, particularly in countries where the laws may not protect such rights as fully as in the United States. Furthermore, because of the substantial amount of discovery required in connection with intellectual property litigation or other proceedings, there is a risk that some of our confidential information could be compromised by disclosure during this type of litigation or other proceedings. In addition, during the course of this kind of litigation or proceedings, there could be public announcements of the results of hearings, motions or other interim proceedings or developments or public

access to related documents. If investors perceive these results to be negative, the market price for our common stock could be significantly harmed.

If we are unable to protect the confidentiality of our trade secrets and know-how, our business and competitive position would be harmed.

In addition to seeking patents for some of our technology and product candidates, we also rely on trade secrets, including unpatented know-how, technology and other proprietary information, to maintain our competitive position. We seek to protect these trade secrets, in part, by entering into non-disclosure and confidentiality agreements with parties who have access to them, such as our employees, corporate collaborators, outside scientific collaborators, contract manufacturers, consultants, advisors and other third parties. We also seek to enter into confidentiality and invention or patent assignment agreements with our employees, advisors and consultants. Despite these efforts, any of these parties may breach the agreements and disclose our proprietary information, including our trade secrets, and we may not be able to obtain adequate remedies for such breaches. Our trade secrets may also be obtained by third parties by other means, such as breaches of our physical or computer security systems. Enforcing a claim that a party illegally disclosed or misappropriated a trade secret is difficult, expensive and time-consuming, and the outcome is unpredictable. In addition, some courts inside and outside the United States are less willing or unwilling to protect trade secrets. Moreover, if any of our trade secrets were to be lawfully obtained or independently developed by a competitor, we would have no right to prevent them, or those to whom they communicate it, from using that technology or information to compete with us. If any of our trade secrets were to be disclosed to, or independently developed by, a competitor, our competitive position would be harmed.

Changes in U.S. patent law could diminish the value of patents in general, thereby impairing our ability to protect our product candidates.

As is the case with other biotechnology companies, our success is heavily dependent on intellectual property, particularly patents. Obtaining and enforcing patents in the biotechnology industry involves both technological and legal complexity, and is therefore costly, time-consuming and inherently uncertain. In addition, recent patent reform legislation could further increase the uncertainties and costs surrounding the prosecution of our patent applications and the enforcement or defense of our issued patents. On September 16, 2011, the Leahy-Smith America Invents Act, or the Leahy-Smith Act, was signed into law. The Leahy-Smith Act includes a number of significant changes to U.S. patent law. These include provisions that affect the way patent applications are prosecuted and may also affect patent litigation. The USPTO recently developed new regulations and procedures to govern administration of the Leahy-Smith Act, and many of the substantive changes to patent law associated with the Leahy-Smith Act, in particular the first to file provisions, became effective on March 16, 2013. A third party that files a patent application in the USPTO after that date but before us could therefore be awarded a patent covering an invention of ours even if we had made the invention before it was made by the third party. This requires us to be cognizant of the time from invention to filing of a patent application. Thus, for our U.S. patent applications containing a priority claim after March 16, 2013, there is a greater level of uncertainty in the patent law. Moreover, some of the patent applications in our portfolio will be subject to examination under the pre-Leahy-Smith Act law and regulations, while other patents applications in our portfolio will be subject to examination under the law and regulations, as amended by the Leahy-Smith Act. This introduces additional complexities into the prosecution and management of our portfolio.

In addition, the Leahy-Smith Act limits where a patentee may file a patent infringement suit and provides opportunities for third parties to challenge any issued patent in the USPTO. These provisions apply to all of our U.S. patents, even those issued before March 16, 2013. Because of a lower evidentiary standard in USPTO proceedings compared to the evidentiary standard in U.S. federal court necessary to invalidate a patent claim, a third party could potentially provide evidence in a USPTO proceeding sufficient for the USPTO to hold a claim invalid even though the same evidence would be insufficient to invalidate the claim if first presented in a federal court action.

Accordingly, a third party may attempt to use the USPTO procedures to invalidate our patent claims because it may be easier for them to do so relative to challenging the patent in a federal court action. It is not clear what, if any, impact the Leahy-Smith Act will have on the operation of our business. However, the Leahy-Smith Act and its implementation could increase the uncertainties and costs surrounding the prosecution of our patent applications and the enforcement or defense of our issued patents, all of which could have a material adverse effect on our business and financial condition.

In addition, recent U.S. Supreme Court rulings have narrowed the scope of patent protection available in certain circumstances and weakened the rights of patent owners in certain situations. From time to time, the U.S. Supreme Court, other federal courts, the U.S. Congress or the USPTO may change the standards of patentability, and any such changes could have a negative impact on our business.

Depending on these and other decisions by the U.S. Congress, the federal courts and the USPTO, the laws and regulations governing patents could change or be interpreted in unpredictable ways that would weaken our ability to obtain new patents or to enforce any patents that may issue to us in the future. In addition, these events may adversely affect our ability to defend any patents that may issue in procedures in the USPTO or in courts.

Third parties may initiate legal proceedings alleging that we are infringing their intellectual property rights, the outcome of which would be uncertain and could have a material adverse effect on the success of our business.

Our commercial success depends upon our ability, and the ability of our collaborators, to develop, manufacture, market and sell our product candidates and use our proprietary technologies without infringing the proprietary rights of third parties. There is considerable intellectual property litigation in the biotechnology and pharmaceutical industries. While no such litigation has been brought against us and we have not been held by any court to have infringed a third party's intellectual property rights, we cannot guarantee that our technology, product candidates or use of our product candidates do not infringe third-party patents.

We are aware of numerous patents and pending applications owned by third parties, and we monitor patents and patent applications in the fields in which we are developing product candidates, both in the United States and elsewhere. However, we may have failed to identify relevant third-party patents or applications. For example, applications filed before November 29, 2000 and certain applications filed after that date that will not be filed outside the United States remain confidential until patents issue. Moreover, it is difficult for industry participants, including us, to identify all third-party patent rights that may be relevant to our product candidates and technologies because patent searching is imperfect due to differences in terminology among patents, incomplete databases and the difficulty in assessing the meaning of patent claims. We may fail to identify relevant patents or patent applications or may identify pending patent applications of potential interest but incorrectly predict the likelihood that such patent applications may issue with claims of relevance to our technology. In addition, we may be unaware of one or more issued patents that would be infringed by the manufacture, sale or use of a current or future product candidate, or we may incorrectly conclude that a third-party patent is invalid, unenforceable or not infringed by our activities. Additionally, pending patent applications that have been published can, subject to certain limitations, be later amended in a manner that could cover our technologies, our product candidates or the use of our product candidates.

The biotechnology and pharmaceutical industries are characterized by extensive litigation regarding patents and other intellectual property rights. Other parties may allege that our product candidates or the use of our technologies infringes patent claims or other intellectual property rights held by them or that we are employing their proprietary technology without authorization. We may become party to, or threatened with, future adversarial proceedings or litigation regarding intellectual property rights with respect to our product candidates and technology, including interference or derivation proceedings before the USPTO and similar bodies in other countries. Third parties may assert infringement claims against us based on existing intellectual property rights and intellectual property rights that may be granted in the future.

Patent and other types of intellectual property litigation can involve complex factual and legal questions, and their outcome is uncertain. If we are found, or believe there is a risk we may be found, to infringe a third party's intellectual property rights, we could be required or may choose to obtain a license from such third party to continue developing and marketing our product candidates and technology. However, we may not be able to obtain any such license on commercially reasonable terms or at all. Even if we were able to obtain a license, it could be non-exclusive, thereby giving our competitors access to the same technologies licensed to us. We could be forced, including by court order, to cease commercializing the infringing technology or product. In addition, we could be found liable for monetary damages, including treble damages and attorneys' fees if we are found to have willfully infringed a patent. A finding of infringement could prevent us from commercializing our product candidates or force us to cease some of our business operations, which could materially harm our business. Claims that we have misappropriated the confidential information or trade secrets of third parties could have a similar negative impact on our business.

Even if we are successful in such proceedings, we may incur substantial costs and divert management time and attention in pursuing these proceedings, which could have a material adverse effect on us. Patent litigation is costly and time-consuming. We may not have sufficient resources to bring these actions to a successful conclusion. There could be public announcements of the results of hearings, motions or other interim proceedings or developments and if securities analysts or investors perceive these results to be negative, it could have a substantial adverse effect on the price of our common stock.

Any of these risks coming to fruition could harm our business.

We may become involved in lawsuits to protect or enforce our patents or other intellectual property, and our issued

patents covering our product candidates could be found invalid or unenforceable or could be interpreted narrowly if challenged in court.

Competitors may infringe our intellectual property, including our patents or the patents of our licensors. As a result, we may be required to file infringement claims to stop third-party infringement or unauthorized use. This can be expensive, particularly for a company of our size, and time-consuming. If we initiated legal proceedings against a third party to enforce a patent, if and when issued, covering one of our product candidates, the defendant could counterclaim that the patent covering our product candidate is invalid and/or unenforceable. In patent litigation in the United States, defendant counterclaims alleging invalidity and/or unenforceability are commonplace. Grounds for a validity challenge include alleged failures to meet any of several statutory requirements, including lack of novelty, obviousness or non-enablement, or failure to claim patent-eligible subject

matter. Grounds for unenforceability assertions include allegations that someone connected with the prosecution of the patent withheld relevant information from the USPTO, or made a misleading statement, during prosecution. Third parties may also raise similar claims before administrative bodies in the United States or abroad, even outside the context of litigation. Such mechanisms include re-examination, post-grant review, inter partes review, interference proceedings and equivalent proceedings in foreign jurisdictions, such as opposition proceedings. Such proceedings could result in revocation or amendment of our patents in such a way that they no longer cover our product candidates or competitive products. The outcome following legal assertions of invalidity and unenforceability is unpredictable. With respect to validity, for example, we cannot be certain that there is no invalidating prior art, of which we and the patent examiner were unaware during prosecution. If a defendant were to prevail on a legal assertion of invalidity and/or unenforceability, we would lose at least part, and perhaps all, of the patent protection on our product candidates. Moreover, even if not found invalid or unenforceable, the claims of our patents could be construed narrowly or in a manner that does not cover the allegedly infringing technology in question. Such a loss of patent protection would have a material adverse impact on our business.

The lives of our patents may not be sufficient to effectively protect our products and business.

Patents have a limited lifespan. In the United States, the natural expiration of a patent is generally 20 years after its first effective non-provisional filing date. Although various extensions may be available, the life of a patent, and the protection it affords, is limited. Even if patents covering our product candidates, proprietary technologies and their uses are obtained, once the patent life has expired, we may be open to competition. In addition, although upon issuance in the United States a patent's life can be increased based on certain delays caused by the USPTO, this increase can be reduced or eliminated based on certain delays caused by the patent applicant during patent prosecution. Given the amount of time required for the development, testing and regulatory review of new product candidates, patents protecting such candidates might expire before or shortly after such candidates are commercialized. If we do not have sufficient patent life to protect our product candidates, proprietary technologies and their uses, our business and results of operations will be adversely affected.

Obtaining and maintaining our patent protection depends on compliance with various procedural, document submission, fee payment and other requirements imposed by governmental patent agencies, and our patent protection could be reduced or eliminated for noncompliance with these requirements.

Periodic maintenance fees on any issued patent are due to be paid to the USPTO and foreign patent agencies in several stages over the lifetime of the patent and, in some jurisdictions, during the pendency of a patent application. The USPTO and various foreign governmental patent agencies require compliance with a number of procedural, documentary, fee payment and other similar provisions during the patent application process. While an inadvertent lapse can in many cases be cured by payment of a late fee or by other means in accordance with the applicable rules, there are situations in which noncompliance can result in abandonment or lapse of the patent or patent application, resulting in partial or complete loss of patent rights in the relevant jurisdiction. Noncompliance events that could result in abandonment or lapse of a patent or patent application include, but are not limited to, failure to respond to official actions within prescribed time limits, non-payment of fees and failure to properly legalize and submit formal documents. In such an event, our competitors might be able to enter the market, which would have an adverse effect on our business.

If we fail to comply with our obligations in our intellectual property licenses and funding arrangements with third parties, we could lose rights that are important to our business.

We are party to multiple license agreements that impose, and we may enter into additional licensing and funding arrangements with third parties that may impose, diligence, development and commercialization timelines, milestone payment, royalty, insurance and other obligations on us. Under our existing licensing agreements, we are obligated to pay royalties on net product sales of product candidates or related technologies to the extent they are covered by the agreement. Our results of operations will be affected by the level of royalty payments that we are required to pay to third parties. We cannot precisely predict the amount, if any, of royalties that we will be required to pay to third parties in the future. Any disagreements with the counterparty over the amount of royalties owed could lead to litigation, which is costly. In addition, if we fail to comply with our obligations under current or future license agreements, our counterparties may have the right to terminate these agreements, in which event we might not be able to develop, manufacture or market any product candidate that is covered by these agreements, or may face other penalties under the agreements. Such an occurrence could materially adversely affect the value of product candidates being developed using rights licensed to us under any such agreement. Termination of these agreements or reduction or elimination of our rights under these agreements may result in our having to negotiate new or reinstated agreements with less favorable terms, or cause us to lose our rights under these agreements, including our rights to important intellectual property or technology. Furthermore, our counterparties may allege that we are operating outside the scope of the licenses granted and terminate our license or otherwise require us to alter development, manufacturing or marketing activities.

We may not be successful in obtaining or maintaining necessary rights to our product candidates through acquisitions and in-licenses.

We currently have rights to certain intellectual property, through licenses from third parties and under patents and patent applications that we own, to develop our product candidates. Because we may find that our programs require the use of proprietary rights held by third parties, the growth of our business may depend in part on our ability to acquire, in-license or use these proprietary rights. We may be unable to acquire or in-license compositions, methods of use, processes or other third-party intellectual property rights from third parties that we identify as necessary for our product candidates. The licensing and acquisition of third-party intellectual property rights is a competitive area, and a number of more established companies are also pursuing strategies to license or acquire third-party intellectual property rights that we may consider attractive. These established companies may have a competitive advantage over us due to their size, financial resources and greater clinical development and commercialization capabilities. In addition, companies that perceive us to be a competitor may be unwilling to assign or license rights to us. We also may be unable to license or acquire third-party intellectual property rights on terms that would allow us to make an appropriate return on our investment.

If we are unable to successfully obtain rights to required third-party intellectual property rights or maintain the existing intellectual property rights we have, we may have to abandon development of that program and our business and financial condition could suffer.

We may be subject to claims by third parties asserting that our employees or we have misappropriated their intellectual property, or claiming ownership of what we regard as our own intellectual property.

Many of our employees were previously employed at universities or other biotechnology or pharmaceutical companies, including our competitors or potential competitors. We may also engage advisors and consultants who are concurrently employed at universities or other organizations or who perform services for other entities. Although we try to ensure that our employees, advisors and consultants do not use the proprietary information or know-how of others in their work for us, we may be subject to claims that we or our employees, advisors or consultants have used or disclosed intellectual property, including trade secrets or other proprietary information, of any such party's former or current employer or in violation of an agreement with another party. Although we have no knowledge of any such claims being alleged to date, if such claims were to arise, litigation may be necessary to defend against any such claims.

In addition, while it is our policy to require our employees, consultants, advisors and contractors who may be involved in the development of intellectual property to execute agreements assigning such intellectual property to us, we may be unsuccessful in executing such an agreement with each party who in fact develops intellectual property that we regard as our own. Our and their assignment agreements may not be self-executing or may be breached, and we may be forced to bring claims against third parties, or defend claims they may bring against us, to determine the ownership of what we regard as our intellectual property. Similarly, we may be subject to claims that an employee, advisor or consultant performed work for us that conflicts with that person's obligations to a third party, such as an employer, and thus, that the third party has an ownership interest in the intellectual property arising out of work performed for us. Litigation may be necessary to defend against these claims. Although we have no knowledge of any such claims being alleged to date, if such claims were to arise, litigation may be necessary to defend against any such claims.

If we fail in prosecuting or defending any such claims, in addition to paying monetary damages, we may lose valuable intellectual property rights or personnel. Even if we are successful in prosecuting or defending against such claims, litigation could result in substantial costs and be a distraction to management.

If our trademarks and trade names are not adequately protected, then we may not be able to build name recognition in our markets of interest and our business may be adversely affected.

Our registered or unregistered trademarks or trade names may be challenged, infringed, circumvented or declared generic or determined to be infringing on other marks. We may not be able to protect our rights to these trademarks and trade names, which we need to build name recognition among potential collaborators or customers in our markets of interest. At times, competitors may adopt trade names or trademarks similar to ours, thereby impeding our ability to build brand identity and possibly leading to market confusion. In addition, there could be potential trade name or trademark infringement claims brought by owners of other registered trademarks or trademarks that incorporate variations of our registered or unregistered trademarks or trade names. Over the long term, if we are unable to establish name recognition based on our trademarks and trade names, then we may not be able to compete effectively and our business may be adversely affected. Our efforts to enforce or protect our proprietary rights related to trademarks, trade secrets, domain names, copyrights or other intellectual property may be ineffective and could result in substantial costs and diversion of resources, and could adversely impact our financial condition or results of operations.

We will not seek to protect our intellectual property rights in all jurisdictions throughout the world and we may not be able to adequately enforce our intellectual property rights even in the jurisdictions where we seek protection.

Filing, prosecuting and defending patents on product candidates in all countries and jurisdictions throughout the world would be prohibitively expensive, and our intellectual property rights in some countries outside the United States could be less

extensive than in the United States, assuming that rights are obtained in the United States and assuming that rights are pursued outside the United States. In this regard, in addition to the United States, we also seek to protect our intellectual property rights in other countries. The statutory deadlines for pursuing patent protection in individual foreign jurisdictions are based on the priority date of each of our patent applications. For all of the patent families in our portfolio, including the families that may provide coverage for our lead product candidate, the relevant statutory deadlines have not yet expired. Therefore, for each of the patent families that we believe provide coverage for our lead product candidate, we will need to decide whether and where to pursue additional protection outside the United States. In addition, the laws of some foreign countries, do not protect intellectual property rights to the same extent as federal and state laws in the United States. Consequently, for our existing patent rights outside the United States and any foreign patent rights we may decide to pursue in the future, we may not be able to obtain relevant claims and/or we may not be able to prevent third parties from practicing our inventions in all countries outside the United States, or from selling or importing products made using our inventions in and into the United States or other jurisdictions.

Competitors may use our technologies in jurisdictions where we do not pursue and obtain patent protection to develop their own products and further, may export otherwise infringing products to territories where we have patent protection, but enforcement is not as strong as in the United States. These products may compete with our product candidates and our patents or other intellectual property rights may not be effective or sufficient to prevent them from competing. Even if we pursue and obtain issued patents in particular jurisdictions, our patent claims or other intellectual property rights may not be effective or sufficient to prevent third parties from so competing.

If we do not obtain additional protection under the Hatch-Waxman Act and similar foreign legislation extending the terms of our patents for our product candidates, our business may be harmed.

Depending upon the timing, duration and specifics of FDA regulatory approval for our product candidates, one or more of our U.S. patents may be eligible for limited patent term restoration under the Hatch-Waxman Act. The Hatch-Waxman Act permits a patent restoration term of up to five years as compensation for patent term lost during product development and the FDA regulatory review process. Patent term restorations, however, are limited to a maximum of five years and cannot extend the remaining term of a patent beyond a total of 14 years from the date of product approval by the FDA.

The application for patent term extension is subject to approval by the USPTO, in conjunction with the FDA. It takes at least six months to obtain approval of the application for patent term extension. We may not be granted an extension because of, for example, failing to apply within applicable deadlines, failing to apply prior to expiration of relevant patents or otherwise failing to satisfy applicable requirements. Moreover, the applicable time period or the scope of patent protection afforded could be less than we request. If we are unable to obtain patent term extension or restoration or the term of any such extension is less than we request, the period during which we will have the right to exclusively market our product will be shortened, our competitors may obtain earlier approval of competing products and our ability to generate revenues could be materially adversely affected.

RISKS RELATED TO OUR OPERATIONS

Our new corporate strategy and restructuring may not be successful.

On January 3, 2019, following a strategic business review, we announced our new strategy to focus on the development of SEL-212 for the treatment of chronic refractory gout and advancement of our ImmTOR technology in the area of gene therapy, specifically ImmTOR in combination with AAV gene therapy for the treatment of CN, as well as the deprioritization of our oncology development program. The success of this strategic shift will depend on our ability to successfully develop our product candidates, hire and retain senior management or other highly qualified personnel, prioritize competing projects and efforts and obtain sufficient resources, including additional capital. The early stage development of novel product candidates is highly unpredictable due to the lengthy and expensive process of clinical drug development, potential for safety, efficacy or tolerability problems with such product candidates, unexpected expenses or inaccurate financial assumptions or forecasts, potential delays or unfavorable decisions of regulatory agencies and competition for targeted indications or within targeted markets. Accordingly, there are no assurances our change in strategic focus will be successful, which may have an adverse effect on our results of operations or financial condition.

Also on January 3, 2019, as a result of our strategic business review, we announced our plan to reduce budgeted headcount by approximately 36% to align our workforce with our newly announced strategy. While the reduction in workforce generally affects employees in all areas, those working in research and related general and administrative functions were most affected. The reduction in workforce resulted in the termination of approximately 17 employment positions effective January 3, 2019. Following the reduction in workforce, we expect to have approximately 45 full-time employment positions and to be appropriately resourced to continue executing on our current strategy. We substantially completed the reduction in workforce during the first quarter of 2019. Our workforce after these actions may not be sufficient to fully execute our new strategy, and we may not be able to effectively attract or retain new management or qualified employees needed to implement this strategy.

We estimate that we will incur aggregate charges in connection with the reduction in workforce of approximately \$0.5 million, all of which are expected to be cash expenditures. However, our restructuring activities may also result in unexpected risks or costs, such as employee claims and contractual disputes and the risk that the actual financial and other impacts of the reductions could vary materially from the outcomes anticipated, which may have a material adverse effect on our results of operations or financial condition.

Our future success depends on our ability to retain key executives and to attract, retain and motivate qualified personnel.

We are highly dependent on Carsten Brunn, Ph.D., our President and Chief Executive Officer, as well as the other principal members of our management, scientific and clinical team. Although we have entered into employment agreements or offer letters with Dr. Brunn and certain of our executive officers, each of them may terminate their employment with us at any time. We do not maintain “key person” insurance for any of our executives or other employees.

Earl Sands, M.D., our Chief Medical Officer, retired effective January 1, 2019. In March 2019, John Leaman, M.D., our Chief Financial Officer and Head of Corporate Strategy, announced his intention to resign effective March 31, 2019. Recruiting and retaining a new Chief Medical Officer and Chief Financial Officer will be critical to our success. We anticipate that we will experience a transitional period until our new Chief Medical Officer and Chief Financial Officer are hired and fully integrated into his or her new roles. Any delay or failure to recruit Dr. Sands' and Dr. Leaman's successors may adversely affect our business and financial results. We cannot predict how long it will take to hire a new Chief Medical Officer and Chief Financial Officer and if we are not able to appoint a new Chief Medical Officer and Chief Financial Officer in a timely manner, or we are forced to operate with a transitional leadership team, our business, financial condition, and results of operations could be materially and adversely affected. Moreover, we cannot provide any assurance that the transition in leadership will not result in a disruption that adversely impacts our business and employee morale.

Recruiting and retaining qualified scientific, clinical, manufacturing, technology and sales and marketing personnel will also be critical to our success. The loss of the services of our executive officers or other key employees could impede the achievement of our research, development and commercialization objectives and seriously harm our ability to successfully implement our business strategy. Furthermore, replacing executive officers and key employees may be difficult and may take an extended period of time because of the limited number of individuals in our industry with the breadth of skills and experience required to successfully develop, gain regulatory approval of and commercialize product candidates. Competition to hire from this limited pool is intense, and we may be unable to hire, train, retain or motivate these key personnel on acceptable terms given the competition among numerous pharmaceutical and biotechnology companies for similar personnel. We also experience competition for the hiring of scientific and clinical personnel from universities and research institutions. In addition, we rely on consultants and advisors, including scientific and clinical advisors, to assist us in formulating our research and development and commercialization strategy. Our consultants and advisors may be employed by employers other than us and may have commitments under consulting or advisory contracts with other entities that may limit their availability to us. If we are unable to continue to attract and retain high quality personnel, our ability to pursue our growth strategy will be limited.

We expect to expand our development and regulatory capabilities and potentially implement sales, marketing and distribution capabilities, and as a result, we may encounter difficulties in managing our growth, which could disrupt our operations.

We expect to experience significant growth in the number of our employees and the scope of our operations, particularly in the areas of lead discovery and product development, regulatory affairs, clinical affairs and manufacturing and, if any of our product candidates receives marketing approval, sales, marketing and distribution. To manage our expected future growth, we must continue to implement and improve our managerial, operational and financial systems, expand our facilities and continue to recruit and train additional qualified personnel. Due to our limited financial resources and the limited experience of our management team in managing a company with such expected growth, we may not be able to effectively manage the expansion of our operations or recruit and train additional qualified personnel in a timely manner, if at all. The expansion of our operations may lead to significant costs and may divert our management and business development resources. Any inability to manage or financially support growth could delay the execution of our business plans or disrupt our operations.

We have incurred increased costs as a result of operating as a public company, and our management will be required to devote substantial time to new compliance initiatives and corporate governance practices.

As a public company, and particularly after we are no longer an emerging growth company, we have incurred and expect to continue to incur significant legal, accounting and other expenses that we did not incur as a private company. The Sarbanes-Oxley Act of 2002, the Dodd-Frank Wall Street Reform and Consumer Protection Act, the listing requirements of The Nasdaq Global Market and other applicable securities rules and regulations impose various requirements on public companies, including establishment and maintenance of effective disclosure and financial controls and corporate governance practices. Our management and other personnel need to devote a substantial amount of time to these compliance initiatives. Moreover, these

rules and regulations have increased our legal and financial compliance costs and made some activities more time-consuming and costly.

Pursuant to Section 404 of the Sarbanes-Oxley Act of 2002, or Section 404, we are required to furnish a report by our management on our internal control over financial reporting. However, while we remain an emerging growth company, we will not be required to include an attestation report on internal control over financial reporting issued by our independent registered public accounting firm. If we are unable to maintain effective internal control over financial reporting, we may not have adequate, accurate or timely financial information, and we may be unable to meet our reporting obligations as a public company or comply with the requirements of the SEC or Section 404. This could result in a restatement of our financial statements, the imposition of sanctions, including the inability of registered broker dealers to make a market in our common stock, or investigation by regulatory authorities. Any such action or other negative results caused by our inability to meet our reporting requirements or comply with legal and regulatory requirements or by disclosure of an accounting, reporting or control issue could adversely affect the trading price of our securities and our business. Material weaknesses in our internal control over financial reporting could also reduce our ability to obtain financing or could increase the cost of any financing we obtain. This could result in an adverse reaction in the financial markets due to a loss of confidence in the reliability of our financial statements.

A variety of risks associated with maintaining our subsidiary in Russia or expanding operations internationally could adversely affect our business.

In addition to our U.S. operations, we maintain a wholly owned subsidiary in Russia, Selecta RUS, and may expand international operations in the future, including by conducting clinical trials of our product candidates in countries outside the United States. We may face risks associated with maintaining our subsidiary in Russia, or with any international operations, including possible unfavorable regulatory, pricing and reimbursement, legal, political, tax and labor conditions, which could harm our business. We may also rely on collaborators to commercialize any approved product candidates outside of the United States. Doing business internationally involves a number of risks, including but not limited to:

- multiple, conflicting and changing laws and regulations, such as privacy regulations, tax laws, export and import restrictions, employment laws, regulatory requirements and other governmental approvals, permits and licenses;
- failure by us to obtain and maintain regulatory approvals for the use of our product candidates in various countries;
- additional potentially relevant third-party patent rights;
- complexities and difficulties in obtaining protection of and enforcing our intellectual property rights;
- difficulties in staffing and managing foreign operations;
- complexities associated with managing multiple-payor reimbursement regimes, government payors or patient self-pay systems;
- limits on our ability to penetrate international markets;
- financial risks, such as longer payment cycles, difficulty collecting accounts receivable, the impact of local and regional financial crises on demand and payment for our product candidates and exposure to foreign currency exchange rate fluctuations, which could result in increased operating expenses and reduced revenues;
- natural disasters, political and economic instability, including wars, events of terrorism and political unrest, outbreak of disease, boycotts, curtailment of trade and other business restrictions and economic weakness, including inflation;
- changes in diplomatic and trade relationships;
- challenges in enforcing our contractual and intellectual property rights, especially in those foreign countries that do not respect and protect intellectual property rights to the same extent as the United States;
- certain expenses including, among others, expenses for travel, translation and insurance;
- legal risks, including use of the legal system by the government to benefit itself or affiliated entities at our expense, including expropriation of property; and
- regulatory and compliance risks that relate to maintaining accurate information and control over sales and activities that may fall within the purview of the FCPA its books and records provisions, or its anti-bribery provisions.

Any of these factors could significantly harm our future international expansion and operations and, consequently, our results of operations.

Our business and operations would suffer in the event of system failures.

Despite the implementation of security measures, our internal computer systems and those of our current and future contractors and consultants are vulnerable to damage from computer viruses, unauthorized access, natural disasters, terrorism, war and telecommunication and electrical failures. While we are not aware of any such material system failure, accident or security breach to date, if such an event were to occur and cause interruptions in our operations, it could result in a material disruption of our development programs and our business operations. For example, the loss of clinical trial data from completed or future clinical trials could result in delays in our regulatory approval efforts and significantly increase our costs to recover or reproduce the data. Likewise, we rely on third parties to manufacture our product candidates and conduct clinical trials, and similar events relating to their computer systems could also have a material adverse effect on our business. To the extent that any disruption or security breach were to result in a loss of, or damage to, our data or applications, or inappropriate disclosure of confidential or proprietary information, we could incur liability and the further development and commercialization of our product candidates could be delayed.

Acquisitions or joint ventures could disrupt our business, cause dilution to our stockholders and otherwise harm our business.

We may acquire other businesses, product candidates or technologies as well as pursue strategic alliances, joint ventures, technology licenses or investments in complementary businesses. We have not made any acquisitions to date, and our ability to do so successfully is unproven. Any of these transactions could be material to our financial condition and operating results and expose us to many risks, including:

- disruption in our relationships with future customers or with current or future distributors or suppliers as a result of such a transaction;
- unexpected liabilities related to acquired companies;
- difficulties integrating acquired personnel, technologies and operations into our existing business;
- diversion of management time and focus from operating our business to acquisition integration challenges;
- increases in our expenses and reductions in our cash available for operations and other uses;
- possible write-offs or impairment charges relating to acquired businesses; and
- inability to develop a sales force for any additional product candidates.

Foreign acquisitions involve unique risks in addition to those mentioned above, including those related to integration of operations across different cultures and languages, currency risks and the particular economic, political and regulatory risks associated with specific countries.

Also, the expected benefit of any acquisition may not materialize. Future acquisitions or dispositions could result in potentially dilutive issuances of our equity securities, the incurrence of debt, contingent liabilities or amortization expenses or write-offs of goodwill, any of which could harm our financial condition. We cannot predict the number, timing or size of future joint ventures or acquisitions, or the effect that any such transactions might have on our operating results.

RISKS RELATED TO OUR COMMON STOCK

The market price of our common stock may be volatile and fluctuate substantially, which could result in substantial losses for purchasers of our common stock.

The trading price of our common stock is likely to be volatile and could be subject to wide fluctuations in response to various factors, some of which are beyond our control. The stock market in general and the market for smaller biopharmaceutical companies in particular have experienced extreme volatility that has often been unrelated to the operating performance of particular companies. As a result of this volatility, you may not be able to sell your common stock at or above the price at which you purchased. The market price for our common stock may be influenced by many factors, including:

- the success of competitive products or technologies;
- results or progress, or changes in approach or timelines, of clinical trials of our product candidates or those of our competitors;
- failure or discontinuation of any of our development programs;
- commencement of, termination of, or any development related to any collaboration or licensing arrangement;
- regulatory or legal developments in the United States and other countries;
- development of new product candidates that may address our markets and make our product candidates less attractive;
- changes in physician, hospital or healthcare provider practices that may make our product candidates less useful;

- announcements by us, our partners or our competitors of significant acquisitions, strategic partnerships, joint ventures, collaborations or capital commitments;
- announcement or market expectation of additional financing efforts;
- developments or disputes concerning patent applications, issued patents or other proprietary rights;
- the recruitment or departure of key personnel;
- the level of expenses related to any of our product candidates or clinical development programs;
- failure to meet or exceed financial estimates, projections or development timelines of the investment community or that we provide to the public;
- the results of our efforts to discover, develop, acquire or in-license additional product candidates or products;
- actual or expected changes in estimates as to financial results, development timelines or recommendations by securities analysts;
- variations in our financial results or those of companies that are perceived to be similar to us;
- changes in the structure of healthcare payment systems;
- sale of common stock by us or our stockholders in the future as well as the overall trading volume of our common stock;
- market conditions in the pharmaceutical and biotechnology sectors;
- general economic, industry and market conditions; and
- the other factors described in this “Risk factors” section.

Our executive officers, directors and principal stockholders, if they choose to act together, will continue to have the ability to control or significantly influence all matters submitted to stockholders for approval.

Our executive officers, directors and stockholders who own more than 5% of our outstanding common stock and their respective affiliates, in the aggregate, hold shares representing approximately 32.1% of our outstanding voting stock as of December 31, 2018. As a result, if these stockholders choose to act together, they would be able to control or significantly influence all matters submitted to our stockholders for approval, as well as our management and affairs. For example, these persons, if they choose to act together, would control or significantly influence the election of directors, the composition of our management and approval of any merger, consolidation or sale of all or substantially all of our assets.

A significant portion of our total outstanding shares are eligible to be sold into the market, which could cause the market price of our common stock to drop significantly, even if our business is doing well.

Sales of a substantial number of shares of our common stock in the public market, or the perception in the market that the holders of a large number of shares intend to sell shares, could reduce the market price of our common stock. Holders of an aggregate of approximately 3.1 million shares of our common stock as of December 31, 2018 have rights, subject to specified conditions, to require us to file registration statements covering their shares or to include their shares in registration statements that we may file for ourselves or other stockholders, until such shares can otherwise be sold without restriction under Rule 144 or until the rights terminate pursuant to the terms of the investors’ rights agreement between us and such holders. We have also registered and intend to continue to register all shares of common stock that we may issue under our equity compensation plans. Once we register these shares, they can be freely sold in the public market upon issuance, subject to volume limitations applicable to affiliates.

We are an “emerging growth company,” and the reduced disclosure requirements applicable to emerging growth companies may make our common stock less attractive to investors.

We are an “emerging growth company,” as defined in the Jumpstart Our Business Startups Act of 2012, or the JOBS Act, and may remain an emerging growth company until the last day of the fiscal year following the fifth anniversary of the closing of the initial public offering of our common stock. However, if certain events occur prior to the end of such five-year period, including if we become a “large accelerated filer,” our annual gross revenues exceed \$1.07 billion or we issue more than \$1.07 billion of non-convertible debt in any three-year period, we will cease to be an emerging growth company prior to the end of such five-year period. For so long as we remain an emerging growth company, we are permitted and intend to rely on exemptions from certain disclosure requirements that are applicable to other public companies that are not emerging growth companies. These exemptions include:

- not being required to comply with the auditor attestation requirements in the assessment of our internal control over financial reporting;
- not being required to comply with any requirement that may be adopted by the Public Company Accounting Oversight Board regarding mandatory audit firm rotation or a supplement to the auditor's report providing additional information about the audit and the financial statements;
- reduced disclosure obligations regarding executive compensation; and
- exemptions from the requirements of holding a nonbinding advisory vote on executive compensation and shareholder approval of any golden parachute payments not previously approved.

We cannot predict whether investors will find our common stock less attractive if we rely on these exemptions. If some investors find our common stock less attractive as a result, there may be a less active trading market for our common stock and our stock price may be reduced or more volatile. In addition, the JOBS Act provides that an emerging growth company can take advantage of an extended transition period for complying with new or revised accounting standards. This allows an emerging growth company to delay the adoption of these accounting standards until they would otherwise apply to private companies. We have irrevocably elected not to avail ourselves of this exemption and, therefore, we will be subject to the same new or revised accounting standards as other public companies that are not emerging growth companies.

If securities or industry analysts do not publish research or reports about our business, or if they issue an adverse or misleading opinion regarding our stock, our stock price and trading volume could decline.

The trading market for our common stock will be influenced by the research and reports that industry or securities analysts publish about us or our business. If any of the analysts who cover us issue an adverse or misleading opinion regarding us, our business model, our intellectual property or our stock performance, or if our preclinical studies, clinical trial programs and operating results fail to meet the expectations of analysts, our stock price would likely decline. If one or more of these analysts ceases coverage of us or fails to publish reports on us regularly, we could lose visibility in the financial markets, which in turn could cause our stock price or trading volume to decline.

Provisions in our restated certificate of incorporation and restated bylaws and under Delaware law could make an acquisition of our company, which may be beneficial to our stockholders, more difficult and may prevent attempts by our stockholders to replace or remove our current management.

Provisions in our restated certificate of incorporation and our restated bylaws, which became effective upon the closing of the initial public offering of our common stock may discourage, delay or prevent a merger, acquisition or other change in control of our company that stockholders may consider favorable, including transactions in which you might otherwise receive a premium for your shares. These provisions could also limit the price that investors might be willing to pay in the future for shares of our common stock, thereby depressing the market price of our common stock. In addition, because our board of directors is responsible for appointing the members of our management team, these provisions may frustrate or prevent any attempts by our stockholders to replace or remove our current management by making it more difficult for stockholders to replace members of our board of directors.

Moreover, because we are incorporated in Delaware, we are governed by the provisions of Section 203 of the General Corporation Law of the State of Delaware, which prohibits a person who owns in excess of 15% of our outstanding voting stock from merging or combining with us for a period of three years after the date of the transaction in which the person acquired in excess of 15% of our outstanding voting stock, unless the merger or combination is approved in a prescribed manner.

Furthermore, our restated certificate of incorporation specifies that, unless we consent in writing to the selection of an alternative forum, the Court of Chancery of the State of Delaware will be the sole and exclusive forum for most legal actions involving claims brought against us by stockholders. We believe this provision benefits us by providing increased consistency in the application of Delaware law by chancellors particularly experienced in resolving corporate disputes, efficient administration of cases on a more expedited schedule relative to other forums and protection against the burdens of multi-forum litigation. However, the provision may have the effect of discouraging lawsuits against our directors, officers, employees and agents as it may limit any stockholder's ability to bring a claim in a judicial forum that such stockholder finds favorable for disputes with us or our directors, officers, employees or agents. The enforceability of similar choice of forum provisions in other companies' certificates of incorporation has been challenged in legal proceedings, and it is possible that, in connection with any applicable action brought against us, a court could find the choice of forum provisions contained in our restated certificate of incorporation to be applicable or unenforceable in such action.

We could be subject to securities class action litigation.

In the past, securities class action litigation has often been brought against a company following a decline in the market price of its securities. This risk is especially relevant for us because biopharmaceutical companies have experienced significant stock

price volatility in recent years. If we face such litigation, it could result in substantial costs and a diversion of management's attention and resources, which could harm our business.

Recently-enacted U.S. Tax reform legislation could adversely affect our business and financial condition.

The TCJA has significantly changed the U.S. federal income taxation of U.S. corporations, including by reducing the U.S. corporate income tax rate, limiting interest deductions, modifying or repealing many business deductions and credits (including reducing the business tax credit for certain clinical testing expenses incurred in the testing of certain drugs for rare diseases or conditions generally referred to as "orphan drugs"), adopting elements of a territorial tax system, imposing a one-time transition tax, or repatriation tax, on all undistributed earnings and profits of certain U.S.-owned foreign corporations, revising the rules governing net operating losses and the rules governing foreign tax credits, and introducing new anti-base erosion provisions. In addition, it is unclear how these U.S. federal income tax changes will affect state and local taxation, which often uses federal taxable income as a starting point for computing state and local tax liabilities. While some of the changes made by the TCJA may adversely affect us in one or more reporting periods and prospectively, other changes may be beneficial on a going forward basis. We continue to work with our tax advisors and auditors to determine the full impact that the TCJA will have on us on an ongoing basis. We urge our investors to consult with their legal and tax advisors with respect to the TJCA.

Item 1B. Unresolved Staff Comments

Not applicable.

Item 2. Properties

Our corporate headquarters are located in Watertown, Massachusetts and consist of 32,933 total square feet of leased office and laboratory space. In October 2017, we entered into a lease for approximately 5,100 square feet of additional office space. The leases both expire on March 31, 2020. We also lease approximately 2,500 square feet of office and laboratory space in Moscow, Russia on a month to month basis. We believe that our existing facilities are sufficient for our needs for the foreseeable future.

Item 3. Legal Proceedings

We are not party to any material legal proceedings.

Item 4. Mine Safety Disclosures

Not applicable.

Directors of the Registrant

Carsten Brunn, Ph.D. has served as our President, Chief Executive Officer and member of our board of directors since December 2018. Prior to joining Selecta Biosciences, Inc., Dr. Brunn was the President of Pharmaceuticals for the Americas Region at Bayer and a member of the Global Pharmaceutical Executive Committee. Prior to being appointed to that role in 2017, he was the President of Bayer Pharmaceuticals in Japan, a role he held since 2013. He also served as the Chairman of the European Federation of Pharmaceutical Industries and Associations (EFPIA) Japan, an organization representing innovative pharmaceutical companies in Japan. Over the last 25 years, Dr. Brunn has held a number of senior leadership positions in Europe, Asia and the United States at leading companies such as Eli Lilly, Novartis, Basilea and Bausch and Lomb. Dr. Brunn graduated from the University of Freiburg in Germany with a Master of Science in Pharmaceutical Sciences. In addition, he studied at the University of Washington under a research scholarship. He received his Ph.D. in Chemistry from the University of Hamburg, Germany and completed his executive education at London Business School.

Timothy C. Barabe joined our board of directors in July 2016. Mr. Barabe also serves on the boards of ArQule, Inc., Veeva Systems Inc., and Vigilant Biosciences, Inc., a private company. From 2014 to 2017, Mr. Barabe served on the board of directors of Opexa Therapeutics, Inc. Mr. Barabe retired in June 2013 from his position as Executive Vice President and Chief Financial Officer of Affymetrix, Inc. Previously, from July 2006 until March 2010, he was Senior Vice President and Chief Financial Officer of Human Genome Sciences, Inc. From 2004 to 2006, he served as Chief Financial Officer of Regent Medical Limited, a U.K.-based, privately owned, surgical supply company. Mr. Barabe served with Novartis AG from 1982 through August 2004 in a succession of senior executive positions in finance and general management, most recently as the Chief Financial Officer of Sandoz GmbH, the generic pharmaceutical subsidiary of Novartis. Mr. Barabe received his B.B.A. degree from the University of Massachusetts (Amherst) and his M.B.A. degree from the University of Chicago. Mr. Barabe's experience as a senior financial executive of life sciences companies and knowledge of the pharmaceutical and biotech industries contributed to our board of directors' conclusion that he should serve as a director of our company.

Omid Farokhzad, M.D. is one of our co-founders and has served as a member of our board of directors since 2007. Dr. Farokhzad is the CEO and founder of Seer Biosciences. Previously, he was a Professor at Harvard Medical School, or HMS, and a physician-scientist at Brigham and Women's Hospital, or BWH, where he established and directed the BWH Center of Nanomedicine. He currently maintains an unpaid faculty position at HMS and BWH. Prior to joining the HMS faculty, Dr. Farokhzad completed his postgraduate clinical and postdoctoral research trainings, respectively, at BWH/HMS and MIT. In 2016, he was among the recipients of the Ellis Island Medal of Honor, and in 2014, the Golden Door Award from the International Institute of New England, for his scientific, societal, and economic contributions to America as an immigrant. Dr. Farokhzad was elected to the College of the Fellows of the American Institute of Medical and Biological Engineering. He is the recipient of the 2013 RUSNANOPRIZE, and was named an Ernst & Young 2012 New England Entrepreneur of the Year. Dr. Farokhzad has been directly involved in the launch and development of four biotechnology companies and, on occasion, has assumed additional roles in support of management. Dr. Farokhzad currently serves on the Board of Directors of Seer Biosciences, Tarveda Therapeutics and Placon Therapeutics. From 2006 to 2014, Dr. Farokhzad served on the Board of Directors of BIND Therapeutics, Inc. He received his M.D. and M.A. from Boston University School of Medicine, and his M.B.A. from MIT. Dr. Farokhzad's extensive knowledge of our business and the nanomedicine field and his medical training contributed to our board of directors' conclusion that he should serve as a director of our company.

Amir Nashat, Ph.D. has served as a member of our board of directors since 2008. Dr. Nashat has been a Partner at Polaris Partners, a venture capital firm, since 2009 and focuses on investments in the life sciences. He currently serves on the board of directors of Fate Therapeutics, Inc., aTyr Pharma, Inc., Syros Pharmaceuticals and several private companies. Dr. Nashat has also served as a director of Receptos, Inc., BIND Therapeutics, Inc., as well as Adnexus Therapeutics, Inc. (acquired by Bristol-Myers Squibb Company) and other private companies. Dr. Nashat completed his Ph.D. as a Hertz Fellow in Chemical Engineering at MIT with a minor in biology. Dr. Nashat earned both his M.S. and B.S. in materials science and mechanical engineering at the University of California, Berkeley. Dr. Nashat's extensive experience as a venture capitalist and board member to numerous companies in the biotechnology industry contributed to our board of directors' conclusion that he should serve as a director of our company.

Aymeric Sallin, M.S. has served as a member of our board of directors since 2008. Mr. Sallin has served as the Chief Executive Officer of NanoDimension, a venture capital firm, since 2002 and is the founder of that firm. Since 2014, Mr. Sallin has served as a strategic advisory board member of the École Polytechnique Fédérale de Lausanne, or EPFL. Since 2002, Mr. Sallin has worked to promote nanotechnology around the world, and has received the NSTI Fellow Award and 2012 EPFL Alumni award for his contribution to the field of nanotechnology. Mr. Sallin has worked to generate and close investments of hundreds of millions of dollars into several of NanoDimension's portfolio companies. He currently serves as a board member of H55, Inc., View, Inc., CROCUS Technology and Tarveda Therapeutics. Mr. Sallin is also a member of the Swiss Academy of Engineering Science. Mr. Sallin received his Masters in Physical Engineering from EPFL in Lausanne, Switzerland. Mr. Sallin's extensive knowledge of our business and the nanomedicine field contributed to our board of directors' conclusion that he should serve as a director of our company.

Timothy A. Springer, Ph.D. has served as a member of our board of directors since June 2016 and as a scientific advisor to us since December 2008. Since 1989, Dr. Springer has served as the Latham Family Professor at Harvard Medical School. He has also served as Senior Investigator in the Program in Cellular and Molecular Medicine at Boston Children's Hospital since 2012, and as Professor of Biological Chemistry and Molecular Pharmacology at Harvard Medical School and Professor of Medicine at Boston Children's Hospital since 2011. Dr. Springer was the Founder of LeukoSite, a biotechnology company acquired by Millennium Pharmaceuticals in 1999. Additionally, he is a founder, investor and board member of Scholar Rock and Morphic Therapeutic. Dr. Springer is a member of the National Academy of Sciences and his honors include the Crafoord Prize, the American Association of Immunologists Meritorious Career Award, the Stratton Medal from the American Society of Hematology, and the Basic Research Prize from the American Heart Association. Dr. Springer received a B.A. from the University of California, Berkeley, and a Ph.D. from Harvard University. Dr. Springer's extensive knowledge of our business and the nanomedicine field contributed to our board of directors' conclusion that he should serve as a director of our company.

Patrick Zenner has served as a member of our board of directors since June 2017. Mr. Zenner retired in 2001 from the position of President and Chief Executive Officer of Hoffmann-La Roche Inc., North America, based in Nutley, N.J. Mr. Zenner held various executive positions during his 32-year career with the company. Mr. Zenner is currently a member of the board of trustees of Creighton University and is Chairman of the board of trustees of Fairleigh Dickinson University. In addition, Mr. Zenner is Chairman of the board and a director of both ArQule, Inc. and West Pharmaceutical Services, Inc. Until its sale in 2012, Mr. Zenner was a director of Par Pharmaceuticals, Inc. In 2010, he resigned from the boards of Geron Corporation, Xoma Ltd. and Exact Sciences, Inc. Until its sale in September 2009, Mr. Zenner was a director of CuraGen Corporation. Mr. Zenner received a B.S./B.A. from Creighton University and an M.B.A. from Fairleigh Dickinson University. Mr. Zenner's extensive experience as a senior pharmaceutical executive and board member to numerous companies in the biotechnology industry contributed to our board of directors' conclusion that he should serve as a director of our company.

Executive Officers of the Registrant

Lloyd Johnston, Ph.D. has served as our Chief Operating Officer and Senior Vice President, Research and Development since January 2014. Dr. Johnston served as Selecta's Senior Vice President of Pharmaceutical Research, Development and Operations from January 2011 to December 2013 and Vice President of Pharmaceutical Research from July 2008 to January 2011. Prior to joining Selecta, Dr. Johnston was Vice President of Operations for Alkermes, Inc. from 2004 to 2008, and served in several roles, including Director of Manufacturing, from 1999 to 2004, with responsibility for process development, scale-up, and clinical manufacturing for pulmonary and sustained release injectable products, as well as leadership of Alkermes' manufacturing facility in Chelsea, MA. At Alkermes, Dr. Johnston was also a project leader and member of Steering Committees for numerous products through various stages of development from Phase 1 through registration. Dr. Johnston was an original member of Advanced Inhalation Research Inc., or AIR, a private company formed in 1998 and acquired by Alkermes in 1999. Prior to joining AIR, Dr. Johnston was a lecturer in the Department of Chemical Engineering at the University of New South Wales in Sydney, Australia. He received his B.Sc. in Chemical Engineering from Queen's University in Ontario, Canada, and his M.S. and Ph.D. in Chemical Engineering from MIT.

Takashi Kei Kishimoto, Ph.D. has served as our Chief Scientific Officer since June 2011. Prior to joining Selecta, Dr. Kishimoto was Vice President of Discovery Research at Momenta Pharmaceuticals, Inc., where he served in several leadership positions from March 2006 to June 2011 and led a multidisciplinary team in advancing both novel and complex generic products for inflammation, oncology, and cardiovascular disease. He served as Senior Director of Inflammation Research at Millennium Pharmaceuticals, Inc. from 1999 to 2006, where he provided the scientific leadership for four programs in clinical development, and as an Associate Director of Research at Boehringer Ingelheim Pharmaceuticals. Dr. Kishimoto has published over 60 peer-reviewed articles in scientific journals, including Nature, Science, Cell and the New England Journal of Medicine. Dr. Kishimoto received his B.A. from New College of the University of South Florida and his Ph.D. in Immunology from Harvard University.

John Leaman, M.D. has served as our Chief Financial Officer, Head of Corporate Strategy since October 2017. Dr. Leaman previously served as Head of Corporate Development at InfaCare Pharmaceutical Corp., a specialty pharmaceutical company that was recently acquired by Mallinckrodt plc., from June 2016 to September 2017. Prior to this, Dr. Leaman was Chief Financial Officer of Medgenics, Inc., a publicly traded biotech company from September 2013 to February 2016. He also previously held senior roles at Shire plc from 2012 to 2014 and Devon Park Bioventures, a venture capital fund targeting investments in therapeutics companies from 2007 to 2012. Dr. Leaman brings to Selecta extensive licensing, merger and acquisition experience and began his career serving a range of life sciences companies as an Associate Principal at McKinsey & Company from 2002 to 2007. Dr. Leaman received an M.D. from the Perelman School of Medicine at the University of Pennsylvania, an M.B.A. from the Wharton School at the University of Pennsylvania, a B.A. in psychology, philosophy and physiology from Oriel College, University of Oxford while completing a Rhodes Scholarship, and a B.S. in biology from Elizabethtown College.

Stephen Smolinski has served as our Chief Commercial Officer since October 2017. Mr. Smolinski previously served as the Vice President and Head of the North American Rheumatology Business Unit of Sanofi/Genzyme, a pharmaceutical company from June 2015 to August 2017, where he led the development of the company's commercialization plans for the rheumatoid arthritis medicine KEVZARA®. Prior to this, he served as Group Vice President of Immunology & Inflammation, Global Strategic Unit at Sanofi a pharmaceutical company, from July 2013 to June 2015. Mr. Smolinski also previously held senior commercial roles at Roche-Genentech, Bristol-Myers Squibb, Johnson & Johnson and Savient Pharmaceuticals. Mr. Smolinski received a B.S. in health care administration from Oregon State University.

PART II

Item 5. Market for Registrant's Common Equity, Related Stockholder Matters and Issuer Purchases of Equity Securities

Market Information

Our common stock is publicly traded on The Nasdaq Global Market under the symbol "SELB."

Holders

As of March 8, 2019, there were approximately 44,733,437 shares of our common stock outstanding held by approximately 44 holders of record.

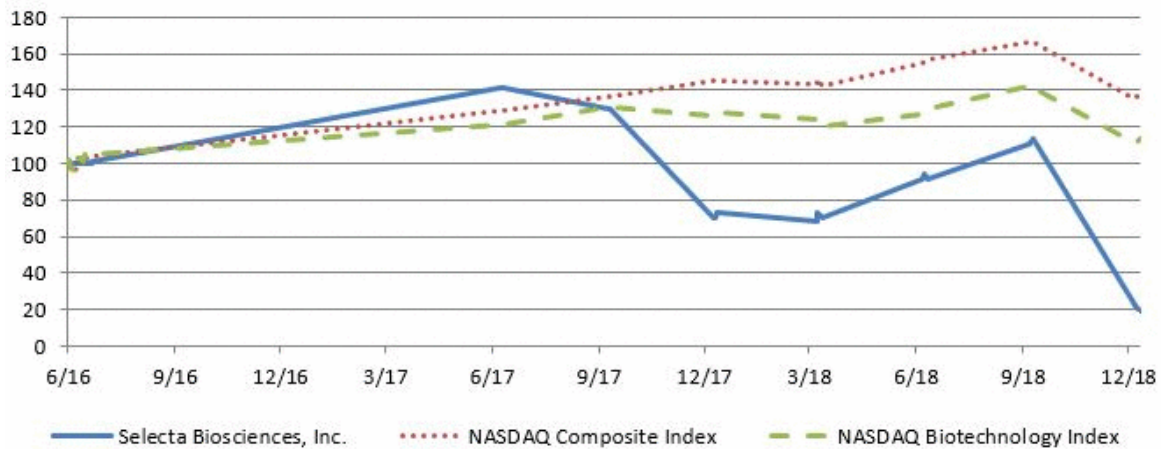
Dividends

We have never declared or paid any cash dividends on our capital stock. We intend to retain future earnings, if any, to finance the operation and expansion of our business and do not expect to pay any cash dividends in the foreseeable future. Any future determination related to our dividend policy will be made at the discretion of our board of directors after considering our financial condition, results of operations, capital requirements, business prospects and other factors the board of directors deems relevant, and subject to the restrictions contained in any future financing instruments. In addition, our ability to pay cash dividends is currently prohibited by the terms of our credit facility.

Stock Performance Graph

This performance graph shall not be deemed "soliciting material" or to be "filed" with the SEC for purposes of Section 18 of the Securities Exchange Act of 1934, as amended (the "Exchange Act"), or otherwise subject to the liabilities under that Section, and shall not be deemed to be incorporated by reference into any of our filings under the Securities Act of 1933, as amended (the "Securities Act"), or the Exchange Act.

The graph set forth below compares the cumulative total stockholder return on our common stock between June 21, 2016 (the date of our initial public offering) and December 31, 2018, with the cumulative total return of (a) the Nasdaq Biotechnology Index and (b) the Nasdaq Composite Index, over the same period. This graph assumes the investment of \$100 at the market close on June 21, 2016 in our common stock, the Nasdaq Biotechnology Index and the Nasdaq Composite Index and assumes the reinvestment of dividends, if any. The stock price performance of the following graph is not necessarily indicative of future stock price performance.



Company/Index	6/21/2016	9/30/2016	12/31/2016	3/31/2017	6/30/2017	9/30/2017	12/31/2017	3/31/2018	6/30/2018	9/30/2018	12/31/2018
Selecta Biosciences, Inc.	\$ 100.00	\$ 101.79	\$ 122.50	\$ 102.29	\$ 141.86	\$ 130.36	\$ 70.07	\$ 72.79	\$ 94.64	\$ 111.07	\$ 19.00
Nasdaq Composite Index	100.00	110.25	112.08	123.43	128.57	136.36	145.29	146.14	155.39	166.48	137.28
Nasdaq Biotechnology Index	100.00	112.98	103.59	114.82	121.55	130.97	126.00	125.07	128.76	143.01	113.48

Purchases of Equity Securities by the Issuer or Affiliated Purchasers

We did not repurchase any of our equity securities during the quarter ended December 31, 2018, nor issue any securities that were not registered under Securities Act.

Recent Sales of Unregistered Securities and Use of Proceeds from Registered Securities

None.

Item 6. Selected Consolidated Financial Data

You should read the following selected consolidated financial data together with our consolidated financial statements and the related notes and with the “Management’s Discussion and Analysis of Financial Condition and Results of Operations” section of this Annual Report on Form 10-K. The selected consolidated financial data in this section are not intended to replace the consolidated financial statements and are qualified in their entirety by the consolidated financial statements and related notes included elsewhere in this Annual Report on Form 10-K.

We have derived the consolidated statement of operations and comprehensive loss data for the years ended December 31, 2018, 2017, and 2016, and the consolidated balance sheet data as of December 31, 2018, and 2017, from our audited consolidated financial statements included elsewhere in this Annual Report on Form 10-K. The consolidated statement of operations and comprehensive loss for the years ended December 31, 2015 and 2014 the consolidated balance sheet data as of December 31, 2016, 2015 and 2014 are derived from our audited consolidated financial statements that are not included in this Annual Report. Our historical results are not necessarily indicative of the results that should be expected in the future.

(In thousands, except share and per share data)	Year Ended December 31,				
	2018	2017	2016	2015	2014
Consolidated Statement of Operations Data					
Grant and collaboration revenue	\$ 903	\$ 207	\$ 8,083	\$ 6,011	\$ 3,040
Operating expenses	65,925	63,991	42,753	31,315	18,439
Loss from operations	(65,022)	(63,784)	(34,670)	(25,304)	(15,399)
Loss on extinguishment of debt	—	(673)	—	—	—
Other income (expense), net	(314)	(864)	(1,540)	130	2,519
Net loss	\$ (65,336)	\$ (65,321)	\$ (36,210)	\$ (25,174)	\$ (12,880)
Net loss per share:					
Basic and diluted	\$ (2.92)	\$ (3.20)	\$ (3.89)	\$ (15.13)	\$ (7.84)
Weighted average common shares outstanding:					
Basic and diluted	22,389,286	20,425,050	10,493,939	2,150,422	2,090,677
As of December 31,					
(In thousands)	2018	2017	2016	2015	2014
Consolidated Balance Sheet Data					
Cash, cash equivalents and short-term deposits and investments	\$ 37,403	\$ 96,562	\$ 84,141	\$ 36,462	\$ 16,592
Total assets	\$ 44,482	\$ 101,100	\$ 89,301	\$ 42,824	\$ 22,228
Loans payable	\$ 21,385	\$ 21,042	\$ 7,977	\$ 11,855	\$ 4,824
Redeemable convertible preferred stock	\$ —	\$ —	\$ —	\$ 137,482	\$ 94,033
Total stockholders' equity (deficit)	\$ (5,418)	\$ 51,814	\$ 54,957	\$ (116,493)	\$ (87,755)

Item 7. Management's Discussion and Analysis of Financial Condition and Results of Operations

The following discussion and analysis of our financial condition and results of operations should be read in conjunction with "Item 6. Selected Consolidated Financial Data" and our consolidated financial statements and related notes appearing elsewhere in this Annual Report on Form 10-K. This discussion and other parts of this Annual Report on Form 10-K contain forward-looking statements that involve risks and uncertainties, such as statements regarding our plans, objectives, expectations, intentions and projections. Our actual results could differ materially from those discussed in these forward-looking statements. Factors that could cause or contribute to such differences include, but are not limited to, those discussed in Item 1A "Risk Factors."

OVERVIEW

We are a clinical-stage biopharmaceutical company using our ImmTOR technology with the goal to effectively and safely treat rare and serious diseases by enabling the development of novel biologic therapies that would otherwise be limited by their immunogenicity. Many such diseases are treated with biologic therapies that are foreign to the patient's immune system and therefore elicit an undesired immune response.

Our proprietary tolerogenic ImmTOR technology encapsulates an immunomodulator in biodegradable nanoparticles to mitigate the formation of ADAs by inducing antigen-specific immune tolerance to biologic drugs. We believe ImmTOR has potential to enhance the efficacy without compromising the safety of existing approved biologic drugs, improve product candidates under development and enable novel therapeutic modalities, such as re-administration of systemic gene therapy.

Our lead product candidate, SEL-212, is a combination of a therapeutic uricase enzyme and our ImmTOR technology that is designed to be the first biologic treatment that durably controls uric acid while also dissolving harmful deposits of uric acid in patients with chronic refractory gout, a debilitating rare disease with an unmet medical need. We have submitted to the FDA two investigational new drug, or IND, applications for SEL-212, both of which are active. Each IND lists us as the named sponsor and is indicated for the treatment of chronic gout in adult patients refractory to conventional therapy. SEL-212 is currently in a Phase 2 clinical program in multiple clinical sites in the United States. Based on our Phase 1/2 clinical data, we believe that SEL-212 has the potential to control serum uric acid levels and mitigate the formation of ADAs in response to the therapeutic enzyme. We are planning to conduct a head-to-head clinical trial of SEL-212 compared to the current FDA-approved uricase therapy, Krystexxa.

SEL-212 is designed as a monthly treatment for chronic refractory gout consisting of ImmTOR co-administered with pegadricase, our proprietary pegylated uricase. Our preclinical data indicate that ImmTOR, when co-administered with pegadricase, may induce antigen-specific immune tolerance to pegadricase and substantially reduce the formation of associated ADAs. Our Phase 1 data shows that ImmTOR mitigated the formation of ADAs against pegadricase after a single dose of SEL-212. We believe that SEL-212 has the potential to offer a uniquely effective treatment for patients with chronic refractory gout, while also demonstrating the clinical effectiveness of our ImmTOR technology. We expect our clinical and marketing strategy for SEL-212 to initially focus on the estimated 160,000 patients in the United States with chronic refractory gout that are being treated by rheumatologists.

We are also developing two gene therapy product candidates in preclinical development for rare inborn errors of metabolism. SEL-302, our lead gene therapy product candidate, is a potential treatment for methylmalonic acidemia, which can cause severe developmental defects and premature death as a result of an accumulation of toxic metabolites. Our second gene therapy product candidate, SEL-313, is being developed to treat ornithine transcarbamylase deficiency. In September 2018, we announced a new collaboration with CureCN, a European consortium, for the use of our ImmTOR technology in combination with an AAV gene therapy in Crigler-Najjar syndrome, a rare genetic disorder characterized by an inability to properly convert and clear bilirubin from the body. We expect CureCN to initiate preclinical toxicology studies in the first half of 2019 and for the combination product candidate to enter the clinic in the second half of 2019 with the goal of potentially re-dosing gene therapy.

We were incorporated in 2007 under the laws of the State of Delaware and our corporate headquarters is in Watertown, Massachusetts. Our operations to date have been limited to organizing and staffing our company, business planning, acquiring operating assets, raising capital, developing our technology, identifying potential nanoparticle immunomodulatory product candidates, research and development, undertaking preclinical studies and conducting clinical trials. To date, we have financed our operations primarily through the public offering and private placements of our securities, funding received from research grants and collaboration arrangements and our credit facility. We do not have any products approved for sale and have not generated any product sales. All of our revenue to date has been generated from research grants and contracts.

Since inception, we have incurred significant operating losses. We incurred net losses of \$65.3 million and \$65.3 million for the years ended December 31, 2018 and 2017, respectively. As of December 31, 2018, we had an accumulated deficit of \$280.4 million. We expect to continue incurring significant expenses and operating losses for at least the next several years as we:

- conduct additional clinical trials for SEL-212;
- continue the research and development of our other product candidates;
- seek to enhance our ImmTOR technology and discover and develop additional product candidates;
- seek regulatory approvals for any product candidates that successfully complete clinical trials;
- potentially establish a sales, marketing and distribution infrastructure and scale-up external manufacturing capabilities to commercialize any products for which we may obtain regulatory approval;
- maintain, expand and protect our intellectual property portfolio, including through licensing arrangements; and
- add clinical, scientific, operational, financial and management information systems and personnel, including personnel to support our product development and potential future commercialization efforts and to support our operations as a public company.

Until such time, if ever, as we can generate substantial product revenues, we expect to finance our cash needs through a combination of equity offerings, debt financings, license and collaboration agreements with partners, and research grants. We may be unable to raise capital when needed or on reasonable terms, if at all, which would force us to delay, limit, reduce or terminate our product development or future commercialization efforts. We will need to generate significant revenues to achieve profitability, and we may never do so.

The current operating plan accounts for funding in preparation for the planned Phase 3 clinical program for SEL-212. However, prior to beginning the Phase 3 clinical program, we expect to conduct the planned head-to-head Phase 2 trial against Krystexxa. We believe that we have the financial resources to complete the planned head-to-head Phase 2 trial against Krystexxa, but will require an additional equity offering or other external sources of capital to conduct the planned Phase 3 program for SEL-212. We have based this estimate on assumptions that may prove to be wrong, and we could use our capital resources sooner than we currently expect. Because of the uncertainty in securing additional capital, we have concluded that substantial doubt exists with respect to our ability to continue as a going concern within one year after the date of the filing of this Annual Report on Form 10-K. For additional information, see “Liquidity and Capital Resources.”

The consolidated financial information presented below includes the accounts of Selecta Biosciences Inc. and our wholly owned subsidiaries, Selecta (RUS) LLC, a Russian limited liability company, or Selecta RUS, and Selecta Biosciences Security Corporation, a Massachusetts securities corporation. All intercompany accounts and transactions have been eliminated.

FINANCIAL OPERATIONS OVERVIEW

Grant and collaboration revenue

To date, we have not generated any product sales. Our revenue consists of grant and collaboration revenue, which includes amounts recognized related to upfront and milestone payments for research and development funding under collaboration and license agreements. In addition, we earn revenue under the terms of government contracts or grants, which require the performance of certain research and development activities. We expect that any revenue we generate will fluctuate from quarter to quarter because of the timing and amount of fees, research and development reimbursements and other payments from collaborators. We do not expect to generate revenue from product sales for at least the next several years. If we or our collaborators fail to complete the development of our product candidates in a timely manner or fail to obtain regulatory approval as needed, our ability to generate future revenue will be harmed, and will affect the results of our operations and financial position. For a further description of the agreements underlying our collaboration and grant-based revenue, see Notes 2 and 13 to our consolidated financial statements included elsewhere in this Annual Report on Form 10-K.

Research and development

Our research and development expenses consist of external research and development costs, which we track on a program-by-program basis and primarily include contract manufacturing organization, or CMO, related costs, fees paid to contract research organizations, or CROs, and internal research and development costs, which are primarily compensation expenses for our research and development employees, lab supplies, analytical testing, allocated overhead costs and other related expenses. Our research and development costs are often devoted to expanding our programs and are not necessarily allocable to a specific target.

We have incurred a total of \$198.0 million in research and development expenses from inception through December 31, 2018, with a majority of the expenses being spent on the development of SEL-212 and a prior nicotine vaccine candidate, and the remainder being spent on our various discovery and preclinical stage product candidate programs and the general expansion of our technology.

As we expand the clinical development of SEL-212 and our gene therapy programs, we expect our research and development expenses to increase. In addition, as a result of the termination of the Sanofi Agreement, which was effective on May 8, 2017, we exercised our right to acquire the development programs under the Sanofi Agreement. The exercise itself did not require the payment of any consideration to Sanofi. We are solely responsible for performing and funding any development and clinical trial activities relating to further development of vaccine candidates that we choose to undertake after the termination date of the Sanofi Agreement.

We expense research and development costs as incurred. Conducting a significant amount of research and development is central to our business model. Product candidates in clinical development generally have higher development costs than those in earlier stages of development, primarily due to the size and duration of clinical trials. We plan to increase our research and development expenses for the foreseeable future as we seek to complete development of SEL-212, and to further advance our preclinical and earlier stage research and development projects. The successful development of our clinical and preclinical product candidates is highly uncertain. At this time, we cannot reasonably estimate the nature, timing or costs of the efforts that will be necessary to complete the development of SEL-212 or any of our preclinical programs or the period, if any, in which material net cash inflows from these product candidates may commence. Clinical development timelines, the probability of success and development costs can differ materially from our expectations. For example, if the FDA or another regulatory authority were to require us to conduct clinical trials beyond those which we currently expect will be required for the completion of clinical development of a product candidate, or if we experience significant delays in enrollment in any of our clinical trials, we could be required to expend significant additional financial resources and time to complete any clinical development.

The following table sets forth the components of our research and development expenses during the periods indicated (in thousands):

	Year ended December 31,		
	2018	2017	2016
Research and development expenses (key projects and initiatives):			
SEL-212	\$ 22,770	\$ 19,593	\$ 9,936
SELA-070	1,602	1,227	3,781
Discovery and preclinical stage product candidate programs, collectively	2,623	6,933	1,583
Other internal research and development expenses	20,692	17,412	14,402
Total research and development expenses	\$ 47,687	\$ 45,165	\$ 29,702

General and administrative

General and administrative expenses consist primarily of salaries and related benefits, including stock-based compensation, related to our executive, finance, business development and support functions. Other general and administrative expenses include facility-related costs not otherwise allocated to research and development expenses, travel expenses for our general and administrative personnel and professional fees for auditing, tax and corporate legal services, including intellectual property-related legal services. We expect that our general and administrative expenses will increase in future periods, reflecting an expanding infrastructure and increased professional fees associated with being a public reporting company and maintaining and expanding our intellectual property portfolio.

Investment income

Investment income consists primarily of interest income earned on our cash and cash equivalents and short-term investments.

Loss on extinguishment of debt

We recognized a loss on extinguishment of debt of \$0.7 million for the year ended December 31, 2017. The loss on extinguishment of debt consists of a final payment fee, a loan prepayment fee, the write-off of unamortized debt issuance costs, unamortized warrant valuation discount and miscellaneous costs incurred as a result of our repayment of the 2015 Term Loan totaling \$10.0 million.

Interest expense

Interest expense consists of interest expense on amounts borrowed under our credit facilities.

Other income (expense)

Other income (expense) for the years ended December 31, 2018, 2017 and 2016 was de minimis.

Foreign currency transaction gain (loss)

The functional currency of our Russian subsidiary is the Russian ruble. In addition to holding cash denominated in Russian rubles, our Russian bank accounts also hold cash balances denominated in U.S. dollars to facilitate payments to be settled in U.S. dollars or other currencies. At December 31, 2018 and December 31, 2017, we maintained cash of \$0.4 million and \$1.3 million, respectively, in Russian banks, of which \$0.4 million and \$1.2 million was denominated in U.S. dollars for the year ended December 31, 2018 and the year ended December 31, 2017, respectively. The amounts denominated in U.S. dollars and used in transacting the day-to-day operations of our Russian subsidiary are subject to transaction gains and losses, which are reported as incurred.

Income taxes

On December 22, 2017, the President of the United States signed into law the Tax Cuts and Jobs Act ("Tax Reform Act"). The legislation significantly changes U.S. tax law by, among other things, lowering corporate income tax rates, implementing a territorial tax system, expanding the tax base and imposing a tax on deemed repatriated earnings of foreign subsidiaries. The Tax Reform Act permanently reduces the U.S. corporate federal income tax rate from a maximum of 35% to a flat 21% rate, effective January 1, 2018. We have recognized the impact of the Tax Reform Act in these consolidated financial statements and related disclosures. The impact of the remeasurement of our U.S. deferred tax assets and liabilities to 21% resulted in the reduction of deferred tax assets of approximately \$23.4 million, which is offset by a full valuation allowance, thus there is no net effect. We recorded no tax expense related to the deemed repatriation tax because our foreign entity, Selecta (RUS) is a foreign disregarded entity, which is not subject to the repatriation tax.

CRITICAL ACCOUNTING POLICIES AND USE OF ESTIMATES

Our management's discussion and analysis of financial condition and results of operations is based on our consolidated financial statements, which have been prepared in accordance with accounting principles generally accepted in the United States, or GAAP. The preparation of these financial statements requires us to make estimates and judgments that affect the reported amounts of assets and liabilities and the disclosure of contingent assets and liabilities in our consolidated financial statements, as well as the reported revenues and expenses during the reporting periods. These items are monitored and analyzed by us for changes in facts and circumstances, and material changes in these estimates could occur in the future. We base our estimates on historical experience, known trends and events, and on various other factors that we believe are reasonable under the circumstances, the results of which form the basis for making judgments about the carrying value of assets and liabilities that are not readily apparent from other sources. Changes in estimates are reflected in reported results for the period in which they become known. Actual results may differ materially from these estimates under different assumptions or conditions.

Clinical Trial Costs

Clinical trial expenses are a significant component of research and development expenses, and we outsource a significant portion of these costs to third parties. Third party clinical trial expenses include patient costs, clinical research organization costs and costs for data management. The accrual for site and patient costs includes inputs such as estimates of patient enrollment, patient cycles incurred, clinical site activations, and other pass-through costs. Payments for these activities are based on the terms of the individual arrangements, which may differ from the pattern of costs incurred, and are reflected on the consolidated balance sheets as a prepaid asset or accrued clinical trial cost. These third party agreements are generally cancelable, and related costs are recorded as research and development expenses as incurred. Non-refundable advance clinical payments for goods or services that will be used or rendered for future R&D activities are recorded as a prepaid asset and recognized as expense as the related goods are delivered or the related services are performed. We also record accruals for estimated ongoing clinical research and development costs. When evaluating the adequacy of the accrued liabilities, we analyze progress of the studies, including the phase or completion of events, invoices received and contracted costs. Significant judgments and estimates may be made in determining the accrued balances at the end of any reporting period. Actual results could differ from the estimates made by the Company. The historical clinical accrual estimates made by the Company have not been materially different from the actual costs.

Revenue Recognition

We currently generate our revenue through grants, collaboration and license agreements with strategic collaborators for the development and commercialization of product candidates. Prior to January 1, 2018, we recognized revenue in accordance with ASC Topic 605, *Revenue Recognition* ("ASC 605"). Under ASC 605, we recognized revenue when all of the following criteria were met:

- Persuasive evidence of an arrangement exists;
- Delivery has occurred or services have been rendered;
- The seller's price to the buyer is fixed or determinable; and
- Collectability is reasonably assured.

Under ASC 605, amounts received prior to satisfying the revenue recognition criteria were recognized as deferred revenue in our consolidated balance sheets. Amounts expected to be recognized as revenue within the 12 months following the balance sheet date were classified as deferred revenue, current portion. Amounts not expected to be recognized as revenue within the 12 months following the balance sheet date were classified as deferred revenue, net of current portion.

In May 2014, the FASB issued ASU No. 2014-09, Revenue from Contracts with Customers ("ASU 2014-09"). ASU 2014-09 and its related amendments (collectively referred to as ASC 606) requires that an entity recognize revenue when it transfers promised goods or services to customers in an amount that reflects the consideration to which the entity expects to be entitled in exchange for those goods or services. We adopted ASC 606, *Revenue from Contracts with Customers*, on January 1, 2018, using the modified retrospective method for all contracts not completed as of the date of adoption. The reported results for 2018 reflect the application of ASC 606 guidance while the reported results for 2017 were prepared under the guidance of ASC 605, which is also referred to herein as "legacy GAAP" or the "previous guidance". Refer to Note 13 to our consolidated financial statements included elsewhere in this Annual Report on Form 10-K for the impact of adoption of ASU 2014-09 on our consolidated financial position, results of operations, equity and cash flows as of the adoption date and for the three and twelve months ended December 31, 2018. The adoption of ASC 606 represents a change in accounting principle that will more closely align revenue recognition with the delivery of our services and will provide financial statement readers with enhanced disclosures.

Revenue is recognized when a customer obtains control of promised goods or services, in an amount that reflects the consideration which the entity expects to receive in exchange for those goods or services. To determine revenue recognition for arrangements that an entity determines are within the scope of ASC 606, we perform the following five steps: (i) identify the contract(s) with a customer; (ii) identify the performance obligations in the contract, including whether they are distinct in the context of the contract; (iii) determine the transaction price, including the constraint on variable consideration; (iv) allocate the transaction price to the performance obligations in the contract; and (v) recognize revenue when (or as) we satisfy each performance obligation. We only apply the five-step model to contracts when it is probable that the entity will collect the consideration it is entitled to in exchange for the goods or services it transfers to the customer. At contract inception, once the contract is determined to be within the scope of ASC 606, we assess the goods or services promised within each contract and determines those that are performance obligations, and assesses whether each promised good or service is distinct. If a promised good or service is not distinct, it is combined with other performance obligations. We then recognize as revenue the amount of the transaction price that is allocated to the respective performance obligation when (or as) the performance obligation is satisfied. For example, certain performance obligations associated with Spark (see Note 13 to our consolidated financial statements included elsewhere in this Annual Report on Form 10-K) will be satisfied over time, and revenue will be recognized using the output method, based on the proportion of actual deliveries to the total expected deliveries over the initial term.

Collaboration and Grant Revenue

We currently generate our revenue through grants, collaboration and license agreements with strategic collaborators for the development and commercialization of product candidates. The grants, collaboration and license agreements are within the scope of ASC 606.

In determining the appropriate amount of revenue to be recognized as it fulfills its obligations under the agreements, we perform the five steps above. As part of the accounting for the arrangement, we must develop assumptions that require judgment to determine the stand-alone selling price for each performance obligation identified in the contract. We use key assumptions to determine the stand-alone selling price, which may include market conditions, reimbursement rates for personnel costs, development timelines and probabilities of regulatory success.

We capitalize the incremental costs of obtaining a contract with a customer if we expect to recover those costs. Such incremental costs would not have been incurred if the contract with a customer had not been obtained.

Licenses of intellectual property: If the license to our intellectual property is determined to be distinct from the other performance obligations identified in the arrangement, we recognize revenues from non-refundable, up-front fees allocated to the license when the license is transferred to the customer and the customer is able to use and benefit from the license. If not distinct, the license is combined with other performance obligations in the contract. For licenses that are combined with other performance obligations, we assess the nature of the combined performance obligation to determine whether the combined performance obligation is satisfied over time or at a point in time and, if over time, the appropriate method of measuring progress for purposes of recognizing revenue. We evaluate the measure of progress each reporting period and, if necessary, adjusts the measure of performance and related revenue recognition. Optional licenses are evaluated to determine if they are issued at a discount, and therefore, represent material rights and accounted for as separate performance obligations.

Milestone Payments: At the inception of each arrangement that includes developmental and regulatory milestone payments, we evaluate whether the achievement of each milestone specifically relates to our efforts to satisfy a performance obligation or transfer a distinct good or service within a performance obligation. If the achievement of a milestone is considered a direct result of our efforts to satisfy a performance obligation or transfer a distinct good or service and the receipt of the payment is based upon the achievement of the milestone, the associated milestone value is allocated to that distinct good or service. If the milestone payment is not specifically related to our effort to satisfy a performance obligation or transfer a distinct good or service, the amount is allocated to all performance obligations using the relative standalone selling price method. We also evaluate the milestones to determine whether they are considered probable of being reached and estimates the amount to be included in the transaction price using the most likely amount method. If it is probable that a significant revenue reversal would not occur, the associated milestone value is included in the transaction price to be allocated, otherwise, such amounts are constrained and excluded from the transaction price. At the end of each subsequent reporting period, we re-evaluate the probability of achievement of such development milestones and any related constraint, and if necessary, adjusts our estimate of the transaction price. Any such adjustments to the transaction price are allocated to the performance obligations on the same basis as at contract inception. Amounts allocated to a satisfied performance obligation shall be recognized as revenue, or as a reduction of revenue, in the period in which the transaction price changes.

Manufacturing Supply Services: Arrangements that include a promise for future supply of drug substance or drug product for either clinical development or commercial supply at the customer’s discretion are evaluated to determine if they are distinct and optional. For optional services that are distinct, we assess if they are priced at a discount, and therefore, provide a material right to the licensee to be accounted for as separate performance obligations.

Royalties: For arrangements that include sales-based royalties, including milestone payments based on the level of sales, and the license is deemed to be the predominant item to which the royalties relate, we will recognize revenue at the later of (i) when the related sales occur, or (ii) when the performance obligation to which some or all of the royalty has been allocated has been satisfied (or partially satisfied) in accordance with the royalty recognition constraint.

Emerging growth company status

The Jumpstart Our Business Startups Act of 2012, or the JOBS Act, permits an “emerging growth company” such as us to take advantage of an extended transition period to comply with new or revised accounting standards applicable to public companies until those standards would otherwise apply to private companies. We have irrevocably elected not to avail ourselves of this exemption and, therefore, we will be subject to the same new or revised accounting standards as other public companies that are not emerging growth companies.

Smaller Reporting Company

We qualify as a “smaller reporting company” under the rules of the Securities Act and the Exchange Act. As a result, in addition to the exemptions available to us as an “emerging growth company,” we may choose to take advantage of certain scaled disclosure requirements available specifically to smaller reporting companies. For example, we are not required to provide a contractual obligations table in Part II, Item 7 of our Annual Report on Form 10-K and we are permitted to include only two years of consolidated financial statements. Additionally, even if we cease to be an emerging growth company as noted above, as long as we continue to be a smaller reporting company, we may continue to rely on the reduced executive compensation disclosure obligations available to emerging growth companies. We will remain a smaller reporting company until the last day of the fiscal year in which the aggregate market value of our common stock held by non-affiliated persons and entities, or our public float, was less than \$250 million as of the last business day of our most recently completed second fiscal quarter, or the last day of the fiscal year in which we have at least \$100 million in revenue and at least \$700 million in public float as of the last business day of our most recently completed second fiscal quarter.

RESULTS OF OPERATIONS

Comparison of the Years Ended December 31, 2018 and 2017

Revenue

The following is a comparison of revenue for the years ended December 31, 2018 and 2017 (in thousands, except percentages):

	Year Ended December 31,		Increase	
	2018	2017	(decrease)	
Grant revenue	\$ 903	\$ 159	\$ 744	468%
Collaboration revenue	—	48	(48)	—%
Total revenue	\$ 903	\$ 207	\$ 696	336%

During the year ended December 31, 2018, we recognized the remaining grant revenues from NIDA after receiving final approval from NIDA. The increase in grant revenue was the sole result of the conclusion of NIDA versus the conclusion of the grant terms associated with our other grant revenues in 2017.

Research and development

The following is a comparison of research and development expenses for the years ended December 31, 2018 and 2017 (in thousands, except percentages):

	Year Ended December 31,		Increase	
	2018	2017	(decrease)	
Research and development	\$ 47,687	\$ 45,165	\$ 2,522	6%

During the year ended December 31, 2018, our research and development expenses increased by \$2.5 million, or 6%, as compared to 2017, reflecting increases of \$3.2 million relating to our Phase 2 trial of SEL-212 and planning for the SEL-212 Phase 3 program, \$1.7 million of compensation costs related to headcount growth to support the clinical trial programs and pipeline advancements, \$0.9 million for facilities, and \$0.7 million of stock compensation expense, offset by a decrease of \$4.3 million for preclinical stage product programs.

General and administrative

The following is a comparison of general and administrative expenses for the years ended December 31, 2018 and 2017 (in thousands, except percentages):

	Year Ended December 31,		Increase	
	2018	2017	(decrease)	
General and administrative	\$ 18,238	\$ 18,826	\$ (588)	(3)%

During the year ended December 31, 2018, our general and administrative expenses decreased by \$0.6 million, or 3%, as compared to 2017, primarily due to decreases of \$0.5 million in patent expense, \$0.7 million in consulting fees and \$0.8 million in contract license fees associated with collaborations, offset by an increase of \$1.0 million in stock compensation expense.

Investment income

Investment income increased by \$0.4 million during the year ended December 31, 2018 as compared to 2017. This increase was due to the investment portfolio composition and higher yield earned on the investments.

Loss on extinguishment of debt

There was no extinguishment of debt during the year ended December 31, 2018. For the year ended December 31, 2017, we recognized a loss on extinguishment of debt of \$0.7 million. The loss on extinguishment of debt consists of a final payment fee, a loan prepayment fee, the write-off of unamortized debt issuance costs, unamortized warrant valuation discount and miscellaneous costs incurred as a result of our repayment of the 2015 Term Loan totaling \$10.0 million.

Foreign currency transaction gain (loss)

We recognized foreign currency gains of \$0.1 million and losses of \$0.1 million during the years ended December 31, 2018 and 2017, respectively, reflecting little fluctuation of the U.S. dollar to the Russian ruble from the beginning to the end of each period.

Interest expense

Interest expense was \$1.5 million and \$1.2 million for the years ended December 31, 2018 and 2017, respectively, representing interest expense and amortization of the carrying costs of our credit facilities.

Other income (expense)

Other income (expense) was de minimis for the years ended December 31, 2018 and 2017.

Net Loss

Net loss for the year ended December 31, 2018 was \$65.3 million compared to \$65.3 million for the year ended December 31, 2017.

Comparison of the Years Ended December 31, 2017 and 2016

Revenue

The following is a comparison of revenue for the years ended December 31, 2017 and 2016 (in thousands, except percentages):

	Year Ended December 31,		Increase	
	2017	2016	(decrease)	
Grant revenue	\$ 159	\$ 5,243	\$ (5,084)	(97)%
Collaboration revenue	48	2,840	(2,792)	(98)%
Total revenue	\$ 207	\$ 8,083	\$ (7,876)	(97)%

During the year ended December 31, 2017, total revenue decreased by \$7.9 million, or 97%, as compared to 2016. The decrease in grant revenue was the result of the conclusion of the grant terms associated with certain of our other grant revenues. The decrease in collaboration revenues was due to the termination of the Sanofi collaboration agreement in November 2016.

Research and development

The following is a comparison of research and development expenses for the years ended December 31, 2017 and 2016 (in thousands, except percentages):

	Year Ended December 31,		Increase	
	2017	2016	(decrease)	
Research and development	\$ 45,165	\$ 29,702	\$ 15,463	52%

During the years ended December 31, 2017, our research and development expenses increased by \$15.5 million, or 52%, as compared to the same period in 2016, reflecting increases of \$9.7 million relating to our Phase 2 trial of SEL-212 and planning for the SEL-212 Phase 3 program, \$5.4 million relating to discovery and preclinical stage product programs, \$0.9 million for facilities and office costs, \$0.6 million of stock compensation expense, \$0.8 million of compensation costs related to headcount growth to support the clinical trial programs and pipeline advancements and \$3.0 million of depreciation and other expenses, offset by decreases of \$2.6 million relating to our Nicotine product candidate and \$2.3 million for licenses and permits.

General and administrative

The following is a comparison of general and administrative expenses for the years ended December 31, 2017 and 2016 (in thousands, except percentages):

	Year Ended December 31,		Increase	
	2017	2016	(decrease)	
General and administrative	\$ 18,826	\$ 13,051	\$ 5,775	44%

During the year ended December 31, 2017, our general and administrative expenses increased by \$5.8 million, or 44%, as compared to the same period in 2016, primarily due to \$1.9 million related to growth in headcount to support public company filings and control processes, a \$0.6 million increase in professional fees related to the universal shelf registration filing, \$1.5 million of stock compensation expense, \$0.8 million relating to contract licensing fees associated with collaborations, \$0.5 million of office and facilities expense and \$0.6 million in consulting fees, offset by a \$0.3 million reduction in patent costs.

Investment income

Investment income increased by \$0.4 million during the year ended December 31, 2017 as compared to 2016. This increase was due to the investment portfolio composition and higher yield earned on the investments.

Loss on extinguishment of debt

We recognized a loss on extinguishment of debt of \$0.7 million during the year ended December 31, 2017. There was no extinguishment of debt during the year ended December 31, 2016. The loss on extinguishment of debt consists of a final payment fee, a loan prepayment fee, the write-off of unamortized debt issuance costs, unamortized warrant valuation discount and miscellaneous costs incurred as a result of our repayment of the 2015 Term Loan totaling \$10.0 million.

Foreign currency transaction gain (loss)

We recognized foreign currency losses of \$0.1 million during the year ended December 31, 2017, compared to a loss of \$0.5 million during the year ended December 31, 2016, respectively, reflecting the fluctuation of the U.S. dollar to the Russian ruble from the beginning to the end of each period.

Interest expense

Interest expense was \$1.2 million and \$1.3 million for the years ended December 31, 2017 and 2016, respectively, representing interest expense and amortization of the carrying costs of our credit facilities.

Other income (expense)

Other income (expense) was de minimis for the years ended December 31, 2017 and 2016.

LIQUIDITY AND CAPITAL RESOURCES

Since our inception, we have incurred recurring net losses. We expect that we will continue to incur losses and that such losses will increase for the foreseeable future. We expect that our research and development and general and administrative expenses will continue to increase and, as a result, we will need additional capital to fund our operations, which we may raise through a combination of equity offerings, debt financings, third-party funding and other collaborations and strategic alliances.

From our inception through December 31, 2018, we have raised an aggregate of \$310.8 million to fund our operations, of which \$118.5 million was from the sale of preferred stock, \$11.1 million was from government grants, \$25.3 million was from borrowings under our credit facility, \$44.3 million was through our collaborations and license agreements, \$64.5 million in combined net proceeds was raised from our initial public offering in June 2016 and the underwriters' exercise in part of their option to purchase additional shares of our common stock in July 2016, and \$47.1 million in combined net proceeds was raised from our private placement of common stock in June 2017, or the 2017 PIPE.

On June 26, 2017, we entered into a Securities Purchase Agreement, or the Institutional Purchase Agreement, with the purchasers named therein, or the Institutional Investors, and a Securities Purchase Agreement, or the Springer Purchase Agreement, with Timothy Springer, Ph.D., a member of our board of directors. We closed the Institutional Purchase Agreement and the Springer Purchase Agreement on June 27, 2017, resulting in total aggregate gross proceeds to us of \$50.0 million.

On August 10, 2017, we entered into an open market sale agreement with Jefferies LLC, as sales agent, or the Sales Agreement, pursuant to which we may, from time to time, issue and sell common stock with an aggregate value of up to \$50.0 million in an "at-the market offering". To date, there have been no sales of common stock pursuant to the Sales Agreement.

As of December 31, 2018, our cash and cash equivalents were \$37.4 million, of which \$0.4 million was held by our Russian subsidiary designated solely for use in its operations. Our Russian subsidiary cash is consolidated for financial reporting purposes. In January 2019, the Company completed an offering of its common stock which raised an additional \$31.3 million in net proceeds to support operations.

In addition to our existing cash equivalents, we receive research and development funding pursuant to our research grants and collaboration agreements. Currently, funding from research grants and payments under our collaboration agreements represent our only source of committed external funds.

Indebtedness

On September 12, 2017, we entered into a term loan facility of up to \$21.0 million with Silicon Valley Bank, a California corporation, or SVB, the proceeds of which were used to repay our previously existing term loan facility with Oxford Finance LLC and Pacific Western Bank, as successor in interest to Square 1 Bank, and for general corporate and working capital purposes. The term loan facility is governed by a loan and security agreement, dated September 12, 2017, between us and SVB, which was funded in full on September 13, 2017. The term loan facility with SVB is secured by a lien on substantially all assets, other than intellectual property, provided that such lien on assets includes any rights to payments and proceeds from the sale, licensing or disposition of intellectual property. We also granted SVB a negative pledge with respect to our intellectual property.

The term loan facility contains customary covenants and representations, including but not limited to financial reporting obligations and limitations on dividends, indebtedness, collateral, investments, distributions, transfers, mergers or acquisitions, taxes, corporate changes, deposit accounts, and subsidiaries. The term loan facility also contains other customary provisions, such as expense reimbursement, non-disclosure obligations as well as indemnification rights for the benefit of SVB.

The events of default under the term loan facility include, but are not limited to, our failure to make any payments of principal or interest under the term loan facility or other transaction documents, our breach or default in the performance of any covenant under the term loan facility or other transaction documents, the occurrence of a material adverse effect, making a false or misleading representation or warranty in any material respect under the term loan facility, our insolvency or bankruptcy, any attachment or judgment on our assets in excess of approximately \$0.3 million, or the occurrence of any default under any of our agreements or obligations involving indebtedness in excess of approximately \$0.3 million. If an event of default occurs, SVB is

entitled to take enforcement action, including acceleration of amounts due under the term loan facility. If we raise any additional debt financing, the terms of such additional debt could further restrict our operating and financial flexibility.

Plan of operations and future funding requirements

As of the date of this Annual Report on Form 10-K, we have not generated any product sales. We do not know when, or if, we will generate revenue from product sales. We will not generate significant revenue from product sales unless and until we obtain regulatory approval and commercialize one of our current or future product candidates. Our primary uses of capital are, and we expect will continue to be, compensation and related expenses, third-party clinical research and development services, laboratory and related supplies, clinical costs, legal and other regulatory expenses, and general overhead costs. Moreover, as a result of the termination of the Sanofi Agreement, which was effective on May 8, 2017, we exercised our right to acquire the development programs under the Sanofi Agreement. This exercise itself did not require the payment of any consideration to Sanofi. We are solely responsible for performing and funding any development and clinical trial activities relating to further development of vaccine candidates that we choose to undertake after the termination date of the agreement. We expect that we will continue to generate losses for the foreseeable future, and we expect the losses to increase as we continue the development of, and seek regulatory approvals for, our product candidates, and begin to commercialize any approved products. We are subject to risks in the development of our products, and we may encounter unforeseen expenses, difficulties, complications, delays and other unknown factors that may adversely affect our business. We expect that we will need substantial additional funding to support our continuing operations.

As of December 31, 2018 and December 31, 2017, we had an accumulated deficit of \$280.4 million and \$216.9 million, respectively. The Company anticipates operating losses to continue for the foreseeable future due to, among other things, costs related to research, development of its product candidates, conducting preclinical studies and clinical trials, and its administrative organization. The Company will require substantial additional financing to fund its operations and to continue to execute its strategy, and the Company will pursue a range of options to secure additional capital. These conditions raise substantial doubt about its ability to continue as a going concern within one year after the date that the financial statements are issued.

Management is exploring various sources of funding such as strategic collaborations and the issuance of equity to fund its operations. If the Company raises additional funds through strategic collaborations and alliances, which may include existing collaboration partners, the Company may have to relinquish valuable rights to its technologies or product candidates, or grant licenses on terms that are not favorable to the Company. To the extent that the Company raises additional capital through the sale of equity, the ownership interest of its existing shareholders will be diluted and other preferences may be necessary that adversely affect the rights of existing shareholders. The current operating plan includes the cost to prepare for the Phase 3 clinical program for SEL-212. However, prior to beginning the Phase 3 clinical program, the Company expects to conduct the planned head-to-head Phase 2 trial against Krystexxa. The Company will require an additional equity offering or other external sources of capital to conduct the Phase 3 clinical program. If the Company is unable to raise sufficient capital through the transactions discussed above, it intends to curtail expenses contemplated by the current operating plan, and the Company may be required to delay, limit, reduce or terminate its product development efforts or grant rights to develop and market product candidates that it would otherwise prefer to develop and market itself. Because of the uncertainty in securing additional capital and the insufficient amount of cash resources at December 31, 2018 and through the issuance of additional equity in January 2019, management has concluded that substantial doubt exists with respect to our ability to continue as a going concern within one year after the date of the filing of this Annual Report on Form 10-K.

Our future capital requirements will depend on many factors, including:

- the scope, progress, results and costs of our clinical trials of SEL-212;
- the number of product candidates that we pursue;
- our collaboration agreements remaining in effect, our entering into additional collaboration agreements and our ability to achieve milestones under these agreements;
- the cost of manufacturing clinical supplies of our product candidates;
- our headcount growth and associated costs;
- the scope, progress, results and costs of preclinical development, laboratory testing and clinical trials for our other product candidates;
- the costs, timing and outcome of regulatory review of our product candidates;
- the costs and timing of future commercialization activities, including manufacturing, marketing, sales and distribution, for any of our product candidates for which we receive marketing approval;
- the revenue, if any, received from commercial sales of our product candidates for which we receive marketing approval;

- the costs and timing of preparing, filing and prosecuting patent applications, maintaining and enforcing our intellectual property rights and defending any intellectual property-related claims;
- the effect of competing technological and market developments; and
- the extent to which we acquire or invest in businesses, products and technologies, including entering into licensing or collaboration arrangements for product candidates.

Summary of Cash Flows

(In thousands)	Year Ended December 31,		
	2018	2017	2016
Cash provided by (used in):			
Operating activities	\$ (59,161)	\$ (52,026)	\$ (19,757)
Investing activities	25,272	(2,098)	(22,100)
Financing activities	697	66,023	67,659
Effect of exchange rate changes on cash	(153)	78	463
Net change in cash, cash equivalents, and restricted cash	\$ (33,345)	\$ 11,977	\$ 26,265

Operating activities

Net cash used in operating activities for the year ended December 31, 2018 was \$59.2 million compared to \$52.0 million in 2017, an increase of \$7.2 million year over year. The increase in net cash used in operating activities was primarily due to an increase of \$3.8 million to prepaid expenses, a decrease in accounts payable of \$1.8 million, and a decrease of \$3.2 million to accrued expenses. This was offset by an increase of \$1.6 million in stock-based compensation expense.

The net cash used in operating activities in 2017 was primarily due to a \$29.1 million increase in recorded net loss associated with the increased research and development expenses as we advanced from Phase 1 to Phase 2 clinical trials, a greater use of cash related to accounts payable of \$5.0 million and a decrease in recorded deferred revenues of \$7.5 million, offset by increases of \$4.9 million in recorded accrued expenses, a \$2.0 million reduction in restricted cash, prepaid expenses and other assets, an increase in stock-based compensation expense of \$2.0 million and a \$0.7 million loss on early extinguishment of debt.

Investing activities

Net cash provided by investing activities for the year ended December 31, 2018 was \$25.3 million compared to net cash used in investing activities of \$2.1 million in 2017. The net cash provided by investing activities in 2018 was primarily due to receipts of \$41.7 million from maturities of short-term investments, offset by \$15.6 million of purchases of short-term investments.

The net cash used in investing activities in 2017 was primarily due to \$61.5 million of purchases of short-term investments, offset by receipts of \$60.2 million from maturities of short-term investments.

Financing activities

Net cash provided by financing activities for the year ended December 31, 2018 was \$0.7 million compared to net cash provided by financing activities of \$66.0 million in 2017. The net cash provided by financing activities in 2018 was due to \$0.2 million from the issuance of common stock under the ESPP and \$0.5 million from the exercise of employee stock options.

The net cash provided by financing activities in 2017 was due to \$47.1 million of net cash derived from the 2017 PIPE, \$21.0 million from the issuance of the 2017 Term Loan, \$10.0 million received in connection with the issuance of common stock to Spark for contractual equity acquisition rights, \$0.7 million from the exercise of employee stock options and \$0.2 million from the issuance of common stock under the ESPP, offset by \$12.9 million of loan principle repayments.

Commitments and Contingencies

The following summarizes our principal contractual obligations as of December 31, 2018:

Contractual Obligations	Total	2019	2020	2021	2022	Later
Operating leases obligations (1)	\$ 1,857	\$ 1,482	\$ 375	\$ —	\$ —	\$ —
Research and development contract obligations (2)	240	60	60	60	60	—
Debt obligations (3)	24,446	4,742	9,232	8,718	1,754	—
Total contractual obligations	\$ 26,543	\$ 6,284	\$ 9,667	\$ 8,778	\$ 1,814	\$ —

(1) Operating lease obligations represent future minimum lease payments under non-cancellable property leases in Watertown, Massachusetts. The minimum lease payments do not include common area maintenance charges, real estate taxes or any sublease income we may earn.

(2) Research and development contract obligations represent minimum annual license fees payable to universities or partners under our license agreements. Under our license agreement with the Massachusetts Institute of Technology, or MIT, milestone payments are due upon the occurrence of certain events and royalty payments commence upon our commercialization of a product. For purposes of presenting our contractual obligations under the MIT agreement, we have assumed license payments are fully offset by royalty payments in 2023.

(3) Debt obligations payments are based on the contractual payment dates.

Off-Balance Sheet Arrangements

As of December 31, 2018, we did not have any off-balance sheet arrangements as defined in the rules and regulations of the Securities and Exchange Commission.

Recent Accounting Pronouncements

For a discussion of recently adopted or issued accounting pronouncements please refer to Item 8, “Financial Statements and Supplementary Data” within this Annual Report on Form 10-K.

Item 7A. Quantitative and Qualitative Disclosures About Market Risk

The market risk inherent in our financial instruments and in our financial position represents the potential loss arising from adverse changes in interest rates. As of December 31, 2018 and December 31, 2017, we had cash, cash equivalents and short-term deposits and investments of \$37.4 million and \$96.6 million, respectively, consisting of non-interest and interest-bearing money market accounts, corporate bonds, U.S. government agency bonds and tri-party repurchase agreements. Our primary exposure to market risk is interest rate sensitivity, which is affected by changes in the general level of U.S. interest rates. Due to the short-term and the low risk profile of our money market accounts and investments, and our current plan to hold investments to maturity, an immediate 100 basis point change in interest rates would not have a material effect on the fair market value of our cash equivalents or short-term investments.

In addition, we are subject to currency risk for balances held in Russian rubles in our foreign subsidiary. We hold portions of our funds in both U.S. dollars and Russian rubles. The exchange rate between the U.S. dollar and Russian ruble changes from period to period. At December 31, 2018, we held \$0.4 million of total cash in Russian banks to support our Russian subsidiary, which includes \$0.4 million of cash and cash equivalents and no restricted cash, of which \$0.4 million of cash and cash equivalents were denominated in U.S. dollars. We do not hedge against foreign currency risks. We do not believe that inflation and changing prices had a significant impact on our results of operations for any periods presented herein.

Item 8. Financial Statements and Supplementary Data

The consolidated financial statements together with the report of our independent registered public company accounting firm, required to be filed pursuant to this Item 8 are appended to this Annual Report on Form 10-K. An index of those consolidated financial statements is found in Item 15 of this Annual Report on Form 10-K.

Item 9. Changes in and Disagreements With Accountants on Accounting and Financial Disclosure

None.

Item 9A. Controls and Procedures

Limitations on effectiveness of controls and procedures

In designing and evaluating our disclosure controls and procedures, management recognizes that any controls and procedures, no matter how well designed and operated, can provide only reasonable assurance of achieving the desired control objectives. In addition, the design of disclosure controls and procedures must reflect the fact that there are resource constraints and that management is required to apply judgment in evaluating the benefits of possible controls and procedures relative to their costs.

Evaluation of disclosure controls and procedures

Our management, with the participation of our Chief Executive Officer and Chief Financial Officer, evaluated, as of the end of the period covered by this Annual Report on Form 10-K, the effectiveness of our disclosure controls and procedures (as defined in Rules 13a-15(e) and 15d-15(e) under the Securities Exchange Act of 1934, as amended (the "Exchange Act")). Based on that evaluation, our Chief Executive Officer and Chief Financial Officer concluded that our disclosure controls and procedures were effective at the reasonable assurance level as of December 31, 2018.

Management's annual report on internal control over financial reporting

Our management is responsible for establishing and maintaining adequate internal control over our financial reporting, as such term is defined in Rule 13a-15(f) under the Exchange Act.

Our management conducted an assessment of the effectiveness of our internal control over financial reporting based on the criteria set forth in "Internal Control - Integrated Framework (2013)" issued by the Committee of Sponsoring Organizations of the Treadway Commission.

Based on this assessment, our management concluded that, as of December 31, 2018, our internal control over financial reporting was effective.

Attestation Report of the Registered Public Accounting Firm

This Form 10-K does not include an attestation report of our registered public accounting firm due to an exemption established by the JOBS Act for "emerging growth companies."

Changes in internal control over financial reporting

There were no changes in our internal control over financial reporting (as defined in Rules 13a-15(f) and 15d-15(f) under the Exchange Act) during the three months ended December 31, 2018 that have materially affected, or are reasonably likely to materially affect, our internal control over financial reporting.

Item 9B. Other Information.

None.

PART III

Item 10. Directors, Executive Officers and Corporate Governance

Our board of directors has adopted a Code of Business Conduct and Ethics applicable to all officers, directors and employees, which is available on our website at www.selectabio.com in the “Investors & Media” section under “Corporate Governance.” We intend to satisfy the disclosure requirement under Item 5.05 of Form 8-K regarding amendment to, or waiver from, a provision of our Code of Business Conduct and Ethics, as well as Nasdaq’s requirement to disclose waivers with respect to directors and executive officers, by posting such information on our website at the address and location specified above.

The information in response to this item is contained in part under the caption “Executive Officers of the Registrant” at the end of Part I of this Annual Report on Form 10-K. The remainder of the response to this item will be contained in the Proxy Statement for our Annual Meeting of Stockholders scheduled to be held on June 14, 2019 and is incorporated herein by reference.

Item 11. Executive Compensation

The information required by this Item 11 of Form 10-K regarding executive compensation will be included in the Proxy Statement for our Annual Meeting of Stockholders scheduled to be held on June 14, 2019 and is incorporated herein by reference.

Item 12. Security Ownership of Certain Beneficial Owners and Management and Related Stockholder Matters

The information required by this Item 12 of Form 10-K regarding security ownership of certain beneficial owners and management and related stockholder matters will be included in the Proxy Statement for our Annual Meeting of Stockholders scheduled to be held on June 14, 2019 and is incorporated herein by reference.

Item 13. Certain Relationships and Related Transactions, and Director Independence

The information required by this Item 13 of Form 10-K regarding certain relationships and related transactions, and director independence will be included in the Proxy Statement for our Annual Meeting of Stockholders scheduled to be held on June 14, 2019 and is incorporated herein by reference.

Item 14. Principal Accountant Fees and Services

The information required by this Item 14 of Form 10-K regarding principal accountant fees and services will be included in the Proxy Statement for our Annual Meeting of Stockholders scheduled to be held on June 14, 2019 and is incorporated herein by reference.

PART IV

Item 15. Exhibits, Financial Statement Schedules

(a)(1) Financial Statements

The financial statements listed below are filed as part of this Annual Report on Form 10-K.

INDEX TO CONSOLIDATED FINANCIAL STATEMENTS

Report of Independent Registered Public Accounting Firm	F-1
Consolidated Balance Sheets at December 31, 2018 and 2017	F-2
Consolidated Statements of Operations and Comprehensive Loss for the years ended December 31, 2018, 2017 and 2016	F-3
Consolidated Statements of Changes in Stockholders' Equity (Deficit) for the years ended December 31, 2018, 2017 and 2016	F-4
Consolidated Statements of Cash Flows for the years ended December 31, 2018, 2017 and 2016	F-6
Notes to Consolidated Financial Statements	F-7

(a)(2) Financial Statement Schedules

All financial schedules have been omitted because the required information is either presented in the consolidated financial statements filed as part of this Annual Report on Form 10-K or the notes thereto or is not applicable or required.

(a)(3) Exhibits

Exhibit Number	Exhibit Description	Incorporated by Reference			Filed Herewith
		Form	File No.	Filing Date	
3.1	Restated Certificate of Incorporation of Selecta Biosciences, Inc.	8-K	001-37798	3.1	6/29/2016
3.2	Amended and Restated By-laws of Selecta Biosciences, Inc.	8-K	001-37798	3.2	6/29/2016
4.1	Fifth Amended and Restated Investors' Rights Agreement, dated as of August 26, 2015, by and between the Registrant and each of the stockholders party thereto, as amended by Amendment No. 1 to Fifth Amended and Restated Investors Rights Agreement, dated as of June 7, 2016	S-1/A	333-211555	4.1	6/8/2016
4.2	Specimen Stock Certificate evidencing the shares of common stock	S-1	333-211555	4.2	5/24/2016

4.3	Form of Warrant to Purchase Shares of Series D Preferred Stock, dated August 9, 2013 or July 25, 2014, issued by the Registrant to Oxford Finance LLC and Square One Bank, together with a schedule of warrant holders	S-1	333-211555	4.5	5/24/2016
4.4	Form of Warrant to Purchase Shares of Series E Preferred Stock, dated December 31, 2015, issued by the Registrant to Oxford Finance LLC and Square One Bank, together with a schedule of warrant holders	S-1	333-211555	4.6	5/24/2016
4.5	Common Stock Purchase Warrant, dated June 27, 2017, by and between the Registrant and Timothy Springer, Ph.D.	8-K	001-37798	4.1	6/28/2017
4.6	Registration Rights Agreement, dated June 27, 2017, by and among the Registrant and the Investors named therein.	8-K	001-37798	10.3	6/28/2017
10.1#	2016 Incentive Award Plan and form of award agreements thereunder	S-1/A	333-211555	10.2	6/8/2016
10.2#	2016 Employee Stock Purchase Plan	S-1/A	333-211555	10.3	6/8/2016
10.3#	2018 Employment Inducement Incentive Award Plan, and form of agreements thereunder	8-K	001-37798	10.1	9/27/2018
10.4#	2008 Stock Incentive Plan and form of award agreements thereunder	S-1/A	333-211555	10.1	6/20/2016
10.5#	Non-Employee Director Compensation Program	S-1/A	333-211555	10.4	6/8/2016
10.6#	Form of Indemnification Agreement for Directors and Officers	S-1	333-211555	10.5	5/24/2016
10.7(a)†	Exclusive Patent License Agreement, dated as of November 25, 2008, by and between the Registrant and the Massachusetts Institute of Technology	S-1	333-211555	10.7(a)	5/24/2016
10.7(b)†	First Amendment to Exclusive Patent License Agreement, dated as of January 12, 2010, by and between the Registrant and the Massachusetts Institute of Technology	S-1	333-211555	10.7(b)	5/24/2016
10.7(c)†	Letter Agreement, dated as of November 27, 2012, by and among the Registrant, Massachusetts Institute of Technology and Sanofi	S-1	333-211555	10.7(c)	5/24/2016
10.7(d)†	Letter Amendment, dated as of November 27, 2012, by and between the Registrant and the Massachusetts Institute of Technology	S-1	333-211555	10.7(d)	5/24/2016
10.7(e)†	Second Amendment to Exclusive Patent License Agreement, dated as of August 29, 2013, by and between the Registrant and the Massachusetts Institute of Technology	S-1	333-211555	10.7(e)	5/24/2016
10.7(f)†	Third Amendment to Exclusive Patent License Agreement, entered into on November 21, 2016 and effective as of November 18, 2016, by and between the Massachusetts Institute of Technology and the Registrant	8-K/A	001-37798	10.3(a)	12/14/2016

<u>10.7(g)†</u>	<u>Letter Agreement, dated as of December 2, 2016, by and between the Massachusetts Institute of Technology and the Registrant</u>	8-K/A	001-37798	10.3(b)	12/14/2016
<u>10.7(h)†</u>	<u>Letter Agreement, dated as of December 2, 2016, by and among Spark Therapeutics, Inc., the Massachusetts Institute of Technology and the Registrant</u>	8-K/A	001-37798	10.3(c)	12/14/2016
<u>10.8†</u>	<u>Amended and Restated License Agreement, dated as of May 31, 2017, by and between the Registrant and Shenyang Sunshine Pharmaceutical Co., Ltd.</u>	10-Q	001-37798	10.6	8/11/2017
<u>10.9†</u>	<u>Manufacturing Services Agreement, dated as of August 1, 2014, by and between the Registrant and Shenyang Sunshine Pharmaceutical Co., Ltd.</u>	S-1	333-211555	10.10	5/24/2016
<u>10.10†</u>	<u>Exclusive License Agreement, dated as of May 17, 2016, by and among the Registrant, the Massachusetts Eye and Ear Infirmary and The Schepens Eye Research Institute, Inc.</u>	S-1	333-211555	10.12	5/24/2016
<u>10.11†</u>	<u>Lease, dated as of September 30, 2008, as amended by the First Amendment, dated as of July 12, 2011, the Second Amendment, dated as of October 11, 2011 and the Third Amendment, dated as of April 6, 2015, by and between the Registrant and ARE-480 Arsenal Street, LLC</u>	S-1	333-211555	10.13	5/24/2016
<u>10.12†</u>	<u>Fourth Amendment to Lease, dated August 21, 2016, by and between ARE-480 Arsenal Street LLC and Selecta Biosciences, Inc.</u>	8-K	001-37798	10.1	9/14/2016
<u>10.13#</u>	<u>Consulting Agreement, dated as of May 30, 2018, by and between the Registrant and Omid Farokhzad</u>	10-Q	001-37798	10.2	8/8/2018
<u>10.14#</u>	<u>Amendment to Consulting Agreement, dated December 31, 2018, to Consulting Agreement by and between Registrant and Omid Farokhzad, dated May 30, 2018</u>				*
<u>10.15#</u>	<u>Summary of Oral Agreement, by and between the Registrant and Omid Farokhzad</u>	S-1/A	333-211555	10.16	6/8/2016
<u>10.16#</u>	<u>Employment Agreement, dated as of June 6, 2016, by and between the Registrant and Werner Cautreels</u>	S-1/A	333-211555	10.17	6/8/2016
<u>10.17#</u>	<u>Separation Agreement and Release, dated as of December 1, 2018, by and between the Registrant and Werner Cautreels, Ph.D.</u>	8-K	001-37798	10.1	12/3/2018
<u>10.18#</u>	<u>Consulting Agreement, dated as of December 1, 2018, by and between the Registrant and Werner Cautreels, Ph.D.</u>	8-K	001-37798	10.2	12/3/2018
<u>10.19#</u>	<u>Employment Agreement, dated as of September 25, 2018, by and between the Registrant and Carsten Brunn, Ph.D.</u>	8-K	001-37798	10.2	9/27/2018

10.20#	Employment Agreement, dated as of June 6, 2016, by and between the Registrant and Takashi Kei Kishimoto	S-1/A	333-211555	10.18	6/8/2016
10.21#	Employment Agreement, dated as of June 6, 2016, by and between the Registrant and Lloyd P. M. Johnston, Ph.D.	S-1/A	333-211555	10.21	6/8/2016
10.22#	Employment Agreement, dated October 26, 2017, by and between the Registrant and John H. Leaman, M.D.	8-K	001-37798	10.1	10/26/2017
10.23#	Transition and Release Agreement, dated as of March 6, 2019, by and between the Registrant and John H. Leaman, M.D.	8-K	001-37798	10.1	3/8/2019
10.24#	Employment Agreement, dated October 26, 2017, by and between the Registrant and Stephen Smolinski	10-Q	001-37798	10.3	11/7/2017
10.25†	License and Option Agreement, dated as of December 2, 2016, by and between Spark Therapeutics, Inc. and the Registrant	8-K/A	001-37798	10.1	2/14/2017
10.26†	Stock Purchase Agreement, dated as of December 2, 2016, by and between Spark Therapeutics, Inc. and the Registrant	8-K/A	001-37798	10.2	12/14/2016
10.27†	Letter Agreement, dated June 6, 2017, by and between the Registrant and Spark Therapeutics, Inc.	10-Q	001-37798	10.7	8/11/2017
10.28†	Patent License Agreement, entered into as of April 27, 2017, by and between the U.S. Department of Health and Human Services, as represented by The National Cancer Institute and Institute or Center of the National Institutes of Health and the Registrant	10-Q	001-37798	10.1	5/11/2017
10.29	Securities Purchase Agreement, dated June 26, 2017, by and among the Registrant and the Investors named therein	8-K	001-37798	10.1	6/28/2017
10.30	Securities Purchase Agreement, dated June 26, 2017, by and between the Registrant and Timothy Springer, Ph.D.	8-K	001-37798	10.2	6/28/2017
10.31	Loan and Security Agreement, dated September 12, 2017, by and between the Registrant and Silicon Valley Bank	8-K	001-37798	10.1	9/13/2017
21.1	Subsidiaries of Selecta Biosciences, Inc.	S-1	333-211555	21.1	5/24/2016
23.1	Consent of Ernst & Young LLP, Independent Registered Public Accounting Firm				*
31.1	Rule 13a-14(a) / 15d-14(a) Certification of Chief Executive Officer				*

<u>31.2</u>	<u>Rule 13a-14(a) / 15d-14(a) Certification of Chief Financial Officer</u>	*
<u>32.1</u>	<u>Section 1350 Certification of Chief Executive Officer</u>	**
<u>32.2</u>	<u>Section 1350 Certification of Chief Financial Officer</u>	**
101.INS	XBRL Instance Document	*
101.SCH	XBRL Taxonomy Extension Schema Document	*
101.CAL	XBRL Taxonomy Extension Calculation Linkbase Document	*
101.DEF	XBRL Taxonomy Extension Definition Linkbase Document	*
101.LAB	XBRL Taxonomy Extension Label Linkbase Document	*
101.PRE	XBRL Taxonomy Extension Presentation Linkbase Document	*

* Filed herewith.

** Furnished herewith.

Indicates management contract or compensatory plan.

† Portions of this exhibit (indicated by asterisks) have been omitted pursuant to a request for confidential treatment pursuant to Rule 24h-2 under the Securities Exchange Act of 1934.

Item 16. Form 10-K Summary

None.

Report of Independent Registered Public Accounting Firm

The Stockholders and the Board of Directors of Selecta Biosciences, Inc.

Opinion on the Financial Statements

We have audited the accompanying consolidated balance sheets of Selecta Biosciences, Inc. and subsidiaries (the Company) as of December 31, 2018 and 2017, the related consolidated statements of operations and comprehensive loss, changes in stockholders' equity (deficit), and cash flows for each of the three years in the period ended December 31, 2018, and the related notes (collectively referred to as the "consolidated financial statements"). In our opinion, the consolidated financial statements present fairly, in all material respects, the financial position of the Company at December 31, 2018 and 2017, and the results of its operations and its cash flows for each of the three years in the period ended December 31, 2018, in conformity with U.S. generally accepted accounting principles.

The Company's Ability to Continue as a Going Concern

The accompanying consolidated financial statements have been prepared assuming that the Company will continue as a going concern. As discussed in Note 1 to the consolidated financial statements, the Company has recurring losses from operations and insufficient cash resources and has stated that substantial doubt exists about the Company's ability to continue as a going concern. Management's evaluation of the events and conditions and management's plans regarding these matters are also described in Note 1. The consolidated financial statements do not include any adjustments that might result from the outcome of this uncertainty.

Adoption of ASU No. 2014-09

As discussed in Note 13 to the consolidated financial statements, the Company changed its method of accounting for revenue in 2018 due to the adoption of Accounting Standards Update (ASU) No. 2014-09, *Revenue from Contracts with Customers* (Topic 606), and the related amendments.

Basis for Opinion

These financial statements are the responsibility of the Company's management. Our responsibility is to express an opinion on the Company's financial statements based on our audits. We are a public accounting firm registered with the Public Company Accounting Oversight Board (United States) (PCAOB) and are required to be independent with respect to the Company in accordance with the U.S. federal securities laws and the applicable rules and regulations of the Securities and Exchange Commission and the PCAOB.

We conducted our audits in accordance with the standards of the PCAOB. Those standards require that we plan and perform the audit to obtain reasonable assurance about whether the financial statements are free of material misstatement, whether due to error or fraud. The Company is not required to have, nor were we engaged to perform, an audit of its internal control over financial reporting. As part of our audits we are required to obtain an understanding of internal control over financial reporting but not for the purpose of expressing an opinion on the effectiveness of the Company's internal control over financial reporting. Accordingly, we express no such opinion.

Our audits included performing procedures to assess the risks of material misstatement of the financial statements, whether due to error or fraud, and performing procedures that respond to those risks. Such procedures included examining, on a test basis, evidence regarding the amounts and disclosures in the financial statements. Our audits also included evaluating the accounting principles used and significant estimates made by management, as well as evaluating the overall presentation of the financial statements. We believe that our audits provide a reasonable basis for our opinion.

/s/ Ernst & Young LLP

We have served as the Company's auditor since 2009.
Boston, Massachusetts
March 15, 2019

Selecta Biosciences, Inc. and Subsidiaries
Consolidated Balance Sheets
(Amounts in thousands, except share data and par value)

	December 31, 2018	December 31, 2017
Assets		
Current assets:		
Cash, cash equivalents, and restricted cash	\$ 37,403	\$ 70,698
Short-term deposits and investments	—	25,940
Prepaid expenses and other current assets	4,673	2,042
Total current assets	42,076	98,680
Property and equipment, net	2,127	2,091
Restricted cash and other assets	279	329
Total assets	<u>\$ 44,482</u>	<u>\$ 101,100</u>
Liabilities and stockholders' equity		
Current liabilities:		
Accounts payable	\$ 1,100	\$ 1,606
Accrued expenses	11,700	8,580
Loan payable, current portion	21,385	—
Deferred revenue, current portion	959	787
Total current liabilities	35,144	10,973
Non-current liabilities:		
Deferred rent and lease incentive	34	151
Loan payable, net of current portion	—	21,042
Deferred revenue, net of current portion	13,818	15,919
Other long-term liabilities	904	1,201
Total liabilities	49,900	49,286
Commitments and contingencies (Note 8)		
Stockholders' (deficit) equity:		
Preferred stock, \$0.0001 par value; 10,000,000 shares authorized; no shares issued and outstanding at December 31, 2018 and December 31, 2017, respectively	—	—
Common stock, \$0.0001 par value; 200,000,000 shares authorized; 22,471,776 and 22,343,254 shares issued and outstanding as of December 31, 2018 and December 31, 2017, respectively	3	3
Additional paid-in capital	279,539	273,128
Accumulated deficit	(280,403)	(216,897)
Accumulated other comprehensive loss	(4,557)	(4,420)
Total stockholders' (deficit) equity	(5,418)	51,814
Total liabilities and stockholders' equity	<u>\$ 44,482</u>	<u>\$ 101,100</u>

The accompanying notes are an integral part of these consolidated financial statements.

Selecta Biosciences, Inc. and Subsidiaries
Consolidated Statements of Operations and Comprehensive Loss
(Amounts in thousands, except share and per share data)

	Year Ended December 31,		
	2018	2017	2016
Grant and collaboration revenue	\$ 903	\$ 207	\$ 8,083
Operating expenses:			
Research and development	47,687	45,165	29,702
General and administrative	18,238	18,826	13,051
Total operating expenses	65,925	63,991	42,753
Loss from operations	(65,022)	(63,784)	(34,670)
Investment income	1,050	617	234
Loss on extinguishment of debt	—	(673)	—
Foreign currency transaction gain (loss), net	120	(123)	(525)
Interest expense	(1,494)	(1,206)	(1,253)
Other income (expense), net	10	(152)	4
Net loss	(65,336)	(65,321)	(36,210)
Other comprehensive loss:			
Foreign currency translation adjustment	(153)	78	504
Unrealized gain (loss) on securities	16	20	(36)
Total comprehensive loss	\$ (65,473)	\$ (65,223)	\$ (35,742)
Net loss	\$ (65,336)	\$ (65,321)	\$ (36,210)
Accretion of redeemable convertible preferred stock	—	—	(4,566)
Net loss attributable to common stockholders	\$ (65,336)	\$ (65,321)	\$ (40,776)
Net loss per share:			
Basic and diluted	\$ (2.92)	\$ (3.20)	\$ (3.89)
Weighted average common shares outstanding:			
Basic and diluted	22,389,286	20,425,050	10,493,939

The accompanying notes are an integral part of these consolidated financial statements.

Selecta Biosciences, Inc. and Subsidiaries
Consolidated Statements of Changes in Stockholders' Equity (Deficit)
(Amounts in thousands, except share data)

	Series A		Series B		Series C		Series D		Series SRN		Series E		Common stock		Additional paid-in Capital	Stock option receivable	Accumulated deficit	Accumulated other comprehensive loss	Stockholders' Equity (Deficit)		
	redeemable convertible preferred stock		redeemable convertible preferred stock		redeemable convertible preferred stock		redeemable convertible preferred stock		redeemable convertible preferred stock		redeemable convertible preferred stock		Shares							Amount	
	Shares	Amount	Shares	Amount	Shares	Amount	Shares	Amount	Shares	Amount	Shares	Amount	Shares	Amount						Capital	deficit
Balance at December 31, 2015	2,589,868	\$3,644	7,437,325	\$21,448	5,000,002	\$20,178	8,099,994	\$42,902	2,111,109	\$12,082	8,888,888	\$37,228	2,173,399	\$—	\$ 1	\$ —	\$ (111,508)	\$ (4,986)	\$ (116,493)		
Vesting of restricted common stock	—	—	—	—	—	—	—	—	—	—	—	—	8,535	—	21	—	—	—	21		
Issuance of common stock upon exercise of options	—	—	—	—	—	—	—	—	—	—	—	—	71,816	—	224	(75)	—	—	149		
Stock-based compensation expense	—	—	—	—	—	—	—	—	—	—	—	—	—	—	2,030	—	—	—	2,030		
Accretion of preferred stock to redemption value	—	75	—	449	—	446	—	1,131	—	913	—	1,552	—	—	(708)	—	(3,858)	—	(4,566)		
Exercise of common warrants	—	—	—	—	—	—	—	—	—	—	—	—	572,003	—	—	—	—	—	—		
Conversion of convertible stock upon listing	(2,589,868)	(3,719)	(7,437,325)	(21,897)	(5,000,002)	(20,624)	(8,099,994)	(44,033)	(2,111,109)	(12,995)	(8,888,888)	(38,780)	10,126,118	1	142,047	—	—	—	142,048		
Issuance of common stock, Initial public offering net of issuance costs	—	—	—	—	—	—	—	—	—	—	—	—	5,289,633	—	64,465	—	—	—	64,465		
Issuance of common stock, license agreement	—	—	—	—	—	—	—	—	—	—	—	—	197,238	—	2,743	—	—	—	2,743		
Conversion of series D preferred stock warrants into warrants for the purchase of common stock	—	—	—	—	—	—	—	—	—	—	—	—	—	—	189	—	—	—	189		
Conversion of series E preferred stock warrants into warrants for the purchase of common stock	—	—	—	—	—	—	—	—	—	—	—	—	—	—	113	—	—	—	113		
Currency translation adjustment	—	—	—	—	—	—	—	—	—	—	—	—	—	—	—	—	—	504	504		
Unrealized gains (losses) on securities	—	—	—	—	—	—	—	—	—	—	—	—	—	—	—	—	—	(36)	(36)		
Net loss	—	—	—	—	—	—	—	—	—	—	—	—	—	—	—	—	(36,210)	—	(36,210)		
Balance at December 31, 2016	—	\$ —	—	\$ —	—	\$ —	—	\$ —	—	\$ —	—	\$ —	18,438,742	\$ 1	\$211,125	\$ (75)	\$ (151,576)	\$ (4,518)	\$ 54,957		
Issuance of common stock under Employee Stock Purchase Plan	—	—	—	—	—	—	—	—	—	—	—	—	16,263	—	180	—	—	—	180		
Issuance of common stock upon exercise of options	—	—	—	—	—	—	—	—	—	—	—	—	269,842	—	630	75	—	—	705		
Stock-based compensation expense	—	—	—	—	—	—	—	—	—	—	—	—	—	—	4,080	—	—	—	4,080		

Issuance of common stock, license agreement	—	—	—	—	—	—	—	—	—	—	—	529,616	—	10,000	—	—	—	10,000
Issuance of common stock, Private placement net of issuance costs	—	—	—	—	—	—	—	—	—	—	—	3,088,791	2	47,113	—	—	—	47,115
Currency translation adjustment	—	—	—	—	—	—	—	—	—	—	—	—	—	—	—	—	78	78
Unrealized gains (losses) on securities	—	—	—	—	—	—	—	—	—	—	—	—	—	—	—	—	20	20
Net loss	—	—	—	—	—	—	—	—	—	—	—	—	—	—	—	(65,321)	—	(65,321)
Balance at December 31, 2017	—	\$ —	—	\$ —	—	\$ —	—	\$ —	—	\$ —	—	\$ —	—	\$ —	—	\$ (216,897)	\$ (4,420)	\$ 51,814
Adoption of new accounting principle	—	—	—	—	—	—	—	—	—	—	—	—	—	—	—	1,830	—	1,830
Issuance of common stock under Employee Stock Purchase Plan	—	—	—	—	—	—	—	—	—	—	—	24,738	—	196	—	—	—	196
Issuance of common stock upon exercise of options	—	—	—	—	—	—	—	—	—	—	—	103,784	—	501	—	—	—	501
Stock-based compensation expense	—	—	—	—	—	—	—	—	—	—	—	—	—	5,714	—	—	—	5,714
Currency translation adjustment	—	—	—	—	—	—	—	—	—	—	—	—	—	—	—	—	(153)	(153)
Unrealized gains (losses) on securities	—	—	—	—	—	—	—	—	—	—	—	—	—	—	—	—	16	16
Net loss	—	—	—	—	—	—	—	—	—	—	—	—	—	—	—	(65,336)	—	(65,336)
Balance at December 31, 2018	—	\$ —	—	\$ —	—	\$ —	—	\$ —	—	\$ —	—	\$ —	—	\$ —	—	\$ (280,403)	\$ (4,557)	\$ (5,418)

The accompanying notes are an integral part of these consolidated financial statements.

Selecta Biosciences, Inc. and Subsidiaries
Consolidated Statements of Cash Flows
(Amounts in thousands)

	Year Ended December 31,		
	2018	2017	2016
Cash flows from operating activities			
Net loss	\$ (65,336)	\$ (65,321)	\$ (36,210)
Adjustments to reconcile net loss to net cash used in operating activities:			
Depreciation	975	750	802
Amortization of premiums (accretion of discounts) on investments	(101)	233	193
(Gain) loss on disposal of property and equipment	(81)	36	3
Stock-based compensation expense	5,714	4,081	2,051
Non-cash interest expense	449	390	263
Loss on extinguishment of debt	—	673	—
Net unrealized losses on investments	—	—	12
Changes in operating assets and liabilities:			
Accounts receivable	—	152	610
Prepaid expenses, deposits and other current assets	(2,631)	1,225	(831)
Accounts payable	(516)	(2,327)	2,686
Deferred revenue	(101)	2,432	10,409
Contingently repayable grant funding	—	—	(461)
Accrued expenses and other liabilities	2,467	5,650	716
Net cash used in operating activities	<u>(59,161)</u>	<u>(52,026)</u>	<u>(19,757)</u>
Cash flows from investing activities			
Receipts from the maturity of short-term investments	41,655	60,158	6,900
Purchases of short-term investments	(15,598)	(61,527)	(28,416)
Purchases of property and equipment	(884)	(733)	(586)
Proceeds from the sale of property and equipment	99	4	2
Net cash provided by (used in) investing activities	<u>25,272</u>	<u>(2,098)</u>	<u>(22,100)</u>
Cash flows from financing activities			
Proceeds from issuance of long-term debt, net of expenses	—	20,957	—
Repayments of long-term debt	—	(12,934)	—
Proceeds from Initial Public Offering, net of underwriters' discounts and commissions	—	—	68,870
Deferred IPO costs paid	—	—	(4,103)
Proceeds from Private Placement, net of issuance costs (\$2.9 million)	—	47,114	—
Proceeds from issuance of common stock	—	10,000	2,743
Proceeds from exercise of stock options	501	706	149
Proceeds from issuance of common stock under Employee Stock Purchase Plan	196	180	—
Net cash provided by financing activities	<u>697</u>	<u>66,023</u>	<u>67,659</u>
Effect of exchange rate changes on cash	(153)	78	463
Net change in cash, cash equivalents, and restricted cash	(33,345)	11,977	26,265
Cash, cash equivalents, and restricted cash at beginning of period	71,027	59,050	32,785
Cash, cash equivalents, and restricted cash at end of period	<u>\$ 37,682</u>	<u>\$ 71,027</u>	<u>\$ 59,050</u>
Supplement cash flow information			
Cash paid for interest	\$ 1,134	\$ 905	\$ 972
Noncash investing activities			
Purchase of property and equipment not yet paid	\$ 145	\$ 103	\$ 147
Unrealized gain (loss) on marketable securities	\$ 16	\$ 20	\$ (36)
Reclassification of deferred IPO costs from non-current assets to additional paid-in capital	\$ —	\$ —	\$ 4,404
Debt issuance costs included in accounts payable	\$ —	\$ —	\$ 122
Accrued dividends and accretion of preferred stock to redemption value	\$ —	\$ —	\$ 4,566

The accompanying notes are an integral part of these consolidated financial statements.

Selecta Biosciences, Inc. and Subsidiaries
Notes to Consolidated Financial Statements

1. Nature of the Business and Basis of Presentation

Selecta Biosciences, Inc. (the “Company”) was incorporated in Delaware on December 10, 2007, and is based in Watertown, Massachusetts. The Company is a biopharmaceutical company dedicated to developing the first generation of nanoparticle immunomodulatory drugs for the treatment and prevention of human diseases. Since inception, the Company has devoted its efforts principally to research and development of its technology and product candidates, recruiting management and technical staff, acquiring operating assets, and raising capital.

The Company is subject to risks common to companies in the biotechnology industry including, but not limited to, new technological innovations, protection of proprietary technology, dependence on key personnel, compliance with government regulations and the need to obtain additional financing. Product candidates currently under development will require significant additional research and development efforts, including extensive preclinical and clinical testing and regulatory approval, prior to commercialization. These efforts require significant amounts of additional capital, adequate personnel infrastructure and extensive compliance-reporting capabilities.

The Company’s product candidates are in development. There can be no assurance that the Company’s research and development will be successfully completed, that adequate protection for the Company’s intellectual property will be obtained, that any products developed will obtain necessary government regulatory approval or that any approved products will be commercially viable. Even if the Company’s product development efforts are successful, it is uncertain when, if ever, the Company will generate significant revenue from product sales. The Company operates in an environment of rapid change in technology and substantial competition from pharmaceutical and biotechnology companies. In addition, the Company is dependent upon the services of its employees and consultants.

The accompanying financial statements have been prepared on a basis that assumes the Company is a going concern, and does not include any adjustments to reflect the possible future effects on the recoverability and classification of assets or the amounts and classifications of liabilities that may result from any uncertainty related to its ability to continue as a going concern.

Liquidity and Management's Plan

The future success of the Company is dependent on its ability to develop its product candidates and ultimately upon its ability to attain profitable operations. The Company is subject to a number of risks similar to other early-stage life science companies, including, but not limited to, successful development of its product candidates, raising additional capital with favorable terms, protection of proprietary technology and market acceptance of any approved future products. The successful development of product candidates requires substantial working capital which may not be available to the Company on favorable terms.

To date, the Company has financed its operations primarily through the initial public offering of its common stock, a private placement of its common stock, issuances of preferred stock, debt, research grants and research collaborations. The Company currently has no source of product revenue, and it does not expect to generate product revenue for the foreseeable future. All of its revenue to date has been collaboration and grant revenue. The Company has devoted substantially all of its financial resources and efforts to developing its ImmTOR technology, identifying potential product candidates and conducting preclinical studies and its clinical trials. The Company is in the early stages of development of its product candidates, and it has not completed development of any ImmTOR-enabled therapies.

As of December 31, 2018, the Company’s cash and cash equivalents were \$37.4 million, of which \$0.4 million was held by its Russian subsidiary designated solely for use in its operations. In addition, approximately \$31.3 million was raised from an equity offering that closed in January 2019. The Company has incurred losses and negative cash flows from operating activities since inception. As of December 31, 2018, and December 31, 2017, the Company had an accumulated deficit of \$280.4 million and \$216.9 million, respectively. The Company anticipates operating losses to continue for the foreseeable future due to, among other things, costs related to research, development of its product candidates, conducting preclinical studies and clinical trials, and its administrative organization. The Company will require substantial additional financing to fund its operations and to continue to execute its strategy, and the Company will pursue a range of options to secure additional capital. These conditions raise substantial doubt about its ability to continue as a going concern within one year after the date that the financial statements are issued.

Management is exploring various sources of funding such as strategic collaborations and the issuance of equity to fund its operations. If the Company raises additional funds through strategic collaborations and alliances, which may include existing collaboration partners, the Company may have to relinquish valuable rights to its technologies or product candidates, or grant licenses on terms that are not favorable to the Company. To the extent that the Company raises additional capital through the sale of equity, the ownership interest of its existing shareholders will be diluted and other preferences may be necessary that adversely affect the rights of existing shareholders. The current operating plan includes the cost to prepare for the Phase 3 clinical program for SEL-212. However, prior to beginning the Phase 3 clinical program, the Company expects to conduct the planned head-to-head Phase 2 trial against Krystexxa. The Company will require additional external sources of capital to conduct the Phase 3 clinical program. If the Company is unable to raise sufficient capital through the transactions discussed above, it intends to curtail expenses contemplated by the current operating plan, and the Company may be required to delay, limit, reduce or terminate its product development efforts or grant rights to develop and market product candidates that it would otherwise prefer to develop and market itself. Because of the uncertainty in securing additional capital and the insufficient amount of cash resources at December 31, 2018 and through the issuance of additional equity in January 2019, management has concluded that substantial doubt exists with respect to our ability to continue as a going concern within one year after the date of the filing of this Annual Report on Form 10-K.

All amounts due under the 2017 Term Loan (Note 9) have been classified as a current liability as of December 31, 2018 due to the considerations discussed above and the assessment that the material adverse change clause under the 2017 Term Loan is not within the Company's control. The Company has not been notified of an event of default by the Lender as of the date of the filing of this Annual Report on Form 10-K.

Guarantees and Indemnifications

As permitted under Delaware law, the Company indemnifies its officers, directors, consultants and employees for certain events or occurrences that happen by reason of the relationship with, or position held at, the Company. Through December 31, 2018, the Company had not experienced any losses related to these indemnification obligations, and no claims were outstanding. The Company does not expect significant claims related to these indemnification obligations and, consequently, concluded that the fair value of these obligations is negligible, and no related reserves were established.

2. Summary of Significant Accounting Policies

Principles of Consolidation

The consolidated financial statements include the accounts of the Company and its wholly owned subsidiaries, Selecta RUS, LLC ("Selecta (RUS)"), a Russian limited liability corporation, and Selecta Biosciences Security Corporation, a Massachusetts Security Corporation. All significant intercompany accounts and transactions have been eliminated.

Foreign Currency

The functional currency of Selecta (RUS) is the Russian ruble. Assets and liabilities of Selecta (RUS) are translated at period-end exchange rates, while revenues and expenses are translated at average exchange rates for the period. Translation gains and losses are reflected in accumulated other comprehensive loss within stockholders' deficit. Foreign currency transaction gains or losses are reflected in the consolidated statements of operations and comprehensive loss.

Use of Estimates

The preparation of consolidated financial statements in conformity with U.S. GAAP requires the Company's management to make estimates and assumptions that affect the reported amounts of assets and liabilities, the disclosure of contingent assets and liabilities at the date of the consolidated financial statements and the reported amounts of revenues and expenses during the reporting period. The Company's management considers many factors in selecting appropriate financial accounting policies and controls, and bases its estimates on historical experience and other market-specific or other relevant assumptions that it believes to be reasonable under the circumstances. In preparing these consolidated financial statements, management used significant estimates in the following areas, among others: revenue recognition, accounting for stock-based compensation and estimating accrued research and development expenses. The Company assesses the above estimates on an ongoing basis; however, actual results could materially differ from those estimates.

Segment Information

Operating segments are identified as components of an enterprise about which separate discrete financial information is available for evaluation by the chief operating decision maker, the Company's Chief Executive Officer, in making decisions regarding resource allocation and assessing performance. The Company views its operations and manages its business in one operating segment, the research and development of nanoparticle immunomodulatory drugs for the treatment and prevention of human diseases.

Cash Equivalents, Short-term Investments and Restricted Cash

Cash equivalents include all highly liquid investments maturing within 90 days from the date of purchase. Investments consist of securities with remaining maturities greater than 90 days when purchased. The Company classifies these investments as available-for-sale and records them at fair value in the accompanying consolidated balance sheets. Unrealized gains or losses are included in accumulated other comprehensive income (loss). Premiums or discounts from par value are amortized to investment income over the life of the underlying investment.

Although available to be sold to meet operating needs or otherwise, securities are generally held through maturity. The cost of securities sold is determined based on the specific identification method for purposes of recording realized gains and losses. During the reporting periods, there were no realized gains or losses on sales of investments, and no investments were adjusted for other than temporary declines in fair value.

As of December 31, 2018, the Company has restricted cash balances relating to a secured letter of credit in connection with its Headquarters Lease (as defined in Note 8). The following table provides a reconciliation of cash, cash equivalents, and restricted cash reported within the consolidated balance sheet that sum to the total of the same such amounts shown in the consolidated statement of cash flows:

	Year Ended December 31,		
	2018	2017	2016
Cash and cash equivalents	\$ 37,403	\$ 70,622	\$ 58,656
Restricted cash	—	76	78
Restricted cash included in other assets	279	329	316
Total cash, cash equivalents, and restricted cash shown in the consolidated statement of cash flows	<u>\$ 37,682</u>	<u>\$ 71,027</u>	<u>\$ 59,050</u>

Concentrations of Credit Risk and Off-Balance Sheet Risk

Financial instruments that potentially subject the Company to concentration of credit risk consist primarily of cash, cash equivalents, and accounts receivable. Cash and cash equivalents are deposited with federally insured financial institutions in the United States and may, at times, exceed federally insured limits. Management believes that the financial institutions that hold the Company's deposits are financially credit worthy and, accordingly, minimal risk exists with respect to those balances. Generally, these deposits may be redeemed upon demand and therefore bear minimal interest rate risk. As an integral part of operating its Russian subsidiary, the Company also maintains cash in Russian bank accounts in denominations of both Russian rubles and U.S. dollars. As of December 31, 2018, the Company maintained approximately \$0.4 million in Russian bank accounts, of which \$0.4 million was held in U.S. dollars.

The Company did not have any off-balance sheet arrangements as of December 31, 2018 and December 31, 2017.

Fair Value of Financial Instruments

The Company's financial instruments consist mainly of cash equivalents, short-term investments, restricted cash, accounts payable, loans payable, and common stock warrants. The carrying amounts of cash equivalents, short-term investments, restricted cash, accounts receivable, and accounts payable approximate their estimated fair value due to their short-term maturities. At December 31, 2018, the carrying amount of the Company's loan payable approximates its estimated fair value due to the short-term nature of the instrument.

Accounting standards define fair value as the price that would be received to sell an asset or paid to transfer a liability in an orderly transaction between market participants at the measurement date. A three-level hierarchy is used to prioritize the inputs to valuation techniques used to measure fair value. The hierarchy gives the highest priority to unadjusted quoted prices in active markets for identical assets or liabilities (Level 1 measurements), and the lowest priority to unobservable inputs (Level 3 measurements). The three levels of the fair value hierarchy are described below:

Level 1—Level 1 inputs are quoted prices in active markets for identical assets or liabilities that the reporting entity has the ability to access at the measurement date.

Level 2—Level 2 inputs are inputs other than quoted prices included within Level 1 that are observable for the asset or liability, either directly or indirectly. If the asset or liability has a specified (contractual) term, a Level 2 input must be observable for substantially the full term of the asset or liability.

Level 3—Level 3 inputs are unobservable inputs for the asset or liability in which there is little, if any, market activity for the asset or liability at the measurement date.

To the extent that a valuation is based on models or inputs that are less observable or unobservable in the market, the determination of fair value requires more judgment. Accordingly, the degree of judgment exercised by the Company in

determining fair value is greatest for instruments categorized in Level 3. A financial instrument's level within the fair value hierarchy is based on the lowest level of any input that is significant to the fair value measurement. The fair value of the Company's loan payable was determined using Level 3 inputs.

Fair value is a market-based measure considered from the perspective of a market participant rather than an entity-specific measure. Therefore, even when market assumptions are not readily available, the Company's own assumptions are set to reflect those that market participants would use in pricing the asset or liability at the measurement date. The Company uses prices and inputs that are current as of the measurement date, including during periods of market dislocation. In periods of market dislocation, the observability of prices and inputs may change for many instruments. This condition could cause an instrument to be reclassified within levels in the fair value hierarchy. There were no transfers within the fair value hierarchy during the twelve months ended December 31, 2018 or the year ended December 31, 2017.

Property and Equipment

Property and equipment are recorded at cost and depreciated using the straight-line method over the estimated useful lives of the respective assets, generally seven years for furniture and fixtures, five years for laboratory equipment, software and office equipment and three years for computer equipment. Leasehold improvements are amortized over their useful life or the life of the lease, whichever is shorter. Major additions and betterments are capitalized. Maintenance and repairs, which do not improve or extend the life of the respective assets, are charged to operations as incurred. Costs incurred for construction in progress are recorded as assets and are not amortized until the construction is substantially complete and the assets are ready for their intended use.

Impairment of Long-Lived Assets

The Company reviews long-lived assets for impairment whenever events or changes in circumstances indicate that the carrying value of an asset may not be recoverable. In order to determine if assets have been impaired, assets are tested at the lowest level for which identifiable independent cash flows are available, which is at the entity level ("asset group"). An impairment loss is recognized when the sum of projected undiscounted cash flows is less than the carrying value of the asset group. The measurement of the impairment loss to be recognized is based on the difference between the fair value and the carrying value of the asset group. Based on management's evaluation, the fair value of the asset group, measured as the market capitalization of the Company exceeds its carrying value, and for this reason the Company did not recognize an impairment loss during the twelve months ended December 31, 2018 and 2017.

Debt Issuance Costs

Debt issuance costs and fees paid to lenders are classified as a debt discount and are recorded as a direct deduction from the face amount of the related debt. Issuance costs paid to third parties that are the direct result of the debt issuance are capitalized as a direct deduction from the face amount of the related debt. Debt issuance costs are amortized over the term of the related debt using the interest method and recorded as interest expense. Costs and fees paid to third parties are expensed as incurred.

Accumulated Other Comprehensive Income (Loss)

Comprehensive income (loss) is defined as the change in the equity of a business entity during a period from transactions and other events and circumstances from non-owner sources. It includes all changes in equity during a period except those resulting from investments by owners and distributions to owners. Comprehensive income (loss) consists of: (i) all components of net loss and (ii) all components of comprehensive loss other than net loss, referred to as other comprehensive loss. Other comprehensive loss is comprised of foreign currency translation adjustments and the unrealized gains and losses on available-for-sale securities.

The components of accumulated other comprehensive income (loss), net of tax, were as follows (in thousands):

	Foreign currency translation adjustment	Unrealized gains (losses) on available-for-sale securities	Accumulated other comprehensive income (loss)
Balance at December 31, 2015	\$ (4,986)	\$ —	\$ (4,986)
Other comprehensive income (loss) during the year	504	(36)	468
Balance at December 31, 2016	\$ (4,482)	\$ (36)	\$ (4,518)
Other comprehensive income during the year	78	20	98
Balance at December 31, 2017	\$ (4,404)	\$ (16)	\$ (4,420)
Other comprehensive income (loss) during the period	(153)	16	(137)
Balance at December 31, 2018	\$ (4,557)	\$ —	\$ (4,557)

Revenue Recognition

The Company currently generates its revenue through grants, collaboration and license agreements with strategic collaborators for the development and commercialization of product candidates. Prior to January 1, 2018, the Company recognized revenue in accordance with ASC Topic 605, *Revenue Recognition* ("ASC 605"). Under ASC 605, the Company recognized revenue when all of the following criteria were met:

- Persuasive evidence of an arrangement exists;
- Delivery has occurred or services have been rendered;
- The seller's price to the buyer is fixed or determinable; and
- Collectability is reasonably assured.

The Company enters into agreements that contain multiple deliverables. Prior to the adoption of ASC 606, when evaluating multiple element arrangements, the Company considered whether the deliverables under the arrangement represent separate units of accounting. In determining the units of accounting, management evaluated certain criteria, including whether the deliverables had standalone value. The consideration received was allocated among the separate units of accounting using the relative selling price method, and the applicable revenue recognition criteria was applied to each of the separate units. If deliverables had no standalone value, they were grouped together and revenue was recognized over the estimated performance period.

Prior to the adoption of ASC 606, the Company determined the estimated selling price for deliverables within each agreement using vendor-specific objective evidence ("VSOE") of selling price, if available, third-party evidence ("TPE") of selling price if VSOE is not available, or best estimate of selling price if neither VSOE nor TPE was available. Since the Company is a clinical stage company without a marketable product the Company used its best estimate of selling price to estimate the selling price for licenses and deliverables related to the Company's proprietary technology.

Prior to the adoption of ASC 606, options for future deliverables were considered substantive if, at the inception of the arrangement, the Company is at risk as to whether the collaboration partner will choose to exercise the option. When an option was considered substantive and there is no significant incremental discount, the option is not considered a deliverable in the arrangement and no consideration is allocated to it. Conversely, when an option was not considered substantive or it was considered substantive but was priced at an incremental discount, it would have been considered a deliverable at the inception of the arrangement and a corresponding amount would be included in the initial consideration.

The Company may receive upfront payments when licensing its intellectual property in conjunction with a manufacturing or a research and development agreement. Prior to the adoption of ASC 606, when management believed the license to its intellectual property did not have stand-alone value from the other deliverables to be provided in the arrangement, the Company generally recognized revenue attributed to the license over the Company's contractual or estimated performance period. When management believed the license to its intellectual property had stand-alone value, the Company generally recognized revenue attributed to the license upon delivery.

Prior to the adoption of ASC 606, at the inception of each agreement that included milestone payments, the Company evaluated whether each milestone is substantive and at risk to both parties based on the contingent nature of the milestone. Revenues from milestones, if they were nonrefundable and deemed substantive, were recognized upon successful accomplishment of the milestones. Milestones that were not considered substantive were accounted for as license payments and recognized over the remaining period of performance.

Under ASC 605, amounts received prior to satisfying the revenue recognition criteria were recognized as deferred revenue in the Company's consolidated balance sheets. Amounts expected to be recognized as revenue within the 12 months following the balance sheet date were classified as deferred revenue, current portion. Amounts not expected to be recognized as revenue within the 12 months following the balance sheet date were classified as deferred revenue, net of current portion.

In May 2014, the FASB issued ASU No. 2014-09, Revenue from Contracts with Customers ("ASU 2014-09"). ASU 2014-09 and its related amendments (collectively referred to as ASC 606) requires that an entity recognize revenue when it transfers promised goods or services to customers in an amount that reflects the consideration to which the entity expects to be entitled in exchange for those goods or services. The Company adopted ASC 606, *Revenue from Contracts with Customers*, on January 1, 2018, using the modified retrospective method for all contracts not completed as of the date of adoption. The reported results for 2018 reflect the application of ASC 606 guidance while the reported results for 2017 were prepared under the guidance of ASC 605, which is also referred to herein as "legacy GAAP" or the "previous guidance". Refer to Note 13 to its consolidated financial statements included elsewhere in this Annual Report on Form 10-K for the impact of adoption of ASU 2014-09 on the Company's consolidated financial position, results of operations, equity and cash flows as of the adoption date and for the year ended December 31, 2018.

Revenue is recognized when a customer obtains control of promised goods or services, in an amount that reflects the consideration which the entity expects to receive in exchange for those goods or services. To determine revenue recognition for arrangements that an entity determines are within the scope of ASC 606, the Company performs the following five steps: (i) identify the contract(s) with a customer; (ii) identify the performance obligations in the contract, including whether they are distinct in the context of the contract; (iii) determine the transaction price, including the constraint on variable consideration; (iv) allocate the transaction price to the performance obligations in the contract; and (v) recognize revenue when (or as) the Company satisfies each performance obligation. The Company only applies the five-step model to contracts when it is probable that the entity will collect the consideration it is entitled to in exchange for the goods or services it transfers to the customer. At contract inception, once the contract is determined to be within the scope of ASC 606, the Company assesses the goods or services promised within each contract and determines those that are performance obligations, and assesses whether each promised good or service is distinct. If a promised good or service is not distinct, it is combined with other performance obligations. The Company then recognizes as revenue the amount of the transaction price that is allocated to the respective performance obligation when (or as) the performance obligation is satisfied. For example, certain performance obligations associated with Spark (see Note 13 to the Company's consolidated financial statements included elsewhere in this Annual Report on Form 10-K) will be satisfied over time, and revenue will be recognized using the output method, based on the proportion of actual deliveries to the total expected deliveries over the initial term.

Collaboration and Grant Revenue

The Company currently generates its revenue through grants, collaboration and license agreements with strategic collaborators for the development and commercialization of product candidates. The grants, collaboration and license agreements are within the scope of ASC 606.

In determining the appropriate amount of revenue to be recognized as it fulfills its obligations under the agreements, the Company performs the five steps above. As part of the accounting for the arrangement, the Company must develop assumptions that require judgment to determine the stand-alone selling price for each performance obligation identified in the contract. The Company uses key assumptions to determine the stand-alone selling price, which may include market conditions, reimbursement rates for personnel costs, development timelines and probabilities of regulatory success.

Licenses of intellectual property: If the license to the Company's intellectual property is determined to be distinct from the other performance obligations identified in the arrangement, the Company recognizes revenues from non-refundable, up-front fees allocated to the license when the license is transferred to the customer and the customer is able to use and benefit from the license. If not distinct, the license is combined with other performance obligations in the contract. For licenses that are combined with other performance obligations, the Company assesses the nature of the combined performance obligation to determine whether the combined performance obligation is satisfied over time or at a point in time and, if over time, the appropriate method of measuring progress for purposes of recognizing revenue. The Company evaluates the measure of progress each reporting period and, if necessary, adjusts the measure of performance and related revenue recognition. Optional licenses are evaluated to determine if they are issued at a discount, and therefore, represent material rights and accounted for as separate performance obligations.

Milestone Payments: At the inception of each arrangement that includes developmental and regulatory milestone payments, the Company evaluates whether the achievement of each milestone specifically relates to the Company's efforts to satisfy a performance obligation or transfer a distinct good or service within a performance obligation. If the achievement of a milestone is considered a direct result of the Company's efforts to satisfy a performance obligation or transfer a distinct good or service and the receipt of the payment is based upon the achievement of the milestone, the associated milestone value is allocated to that distinct good or service. If the milestone payment is not specifically related to the Company's effort to satisfy a performance obligation or transfer a distinct good or service, the amount is allocated to all performance obligations using the relative standalone selling price method. The Company also evaluates the milestone to determine whether they are considered probable of being reached and estimates the amount to be included in the transaction price using the most likely amount method. If it is probable that a significant revenue reversal would not occur, the associated milestone value is included in the transaction price to be allocated, otherwise, such amounts are constrained and excluded from the transaction price. At the end of each subsequent reporting period, the Company re-evaluates the probability of achievement of such development milestones and any related constraint, and if necessary, adjusts its estimate of the transaction price. Any such adjustments to the transaction price are allocated to the performance obligations on the same basis as at contract inception. Amounts allocated to a satisfied performance obligation shall be recognized as revenue, or as a reduction of revenue, in the period in which the transaction price changes.

Manufacturing Supply Services: Arrangements that include a promise for future supply of drug substance or drug product for either clinical development or commercial supply at the customer's discretion are evaluated to determine if they are distinct and optional. For optional services that are distinct, the Company assesses if they are priced at a discount, and therefore, provide a material right to the licensee to be accounted for as separate performance obligations.

Royalties: For arrangements that include sales-based royalties, including milestone payments based on the level of sales, and the license is deemed to be the predominant item to which the royalties relate, the Company will recognize revenue at the later of (i) when the related sales occur, or (ii) when the performance obligation to which some or all of the royalty has been allocated has been satisfied (or partially satisfied) in accordance with the royalty recognition constraint.

Research and Development Costs

Costs incurred in the research and development of the Company's products are expensed as incurred. Research and development expenses include costs incurred in performing research and development activities, including salaries and benefits, facilities cost, overhead costs, contract services, supplies and other outside costs. Nonrefundable advance payments for goods and services that will be used in future research and development activities are expensed when the activity has been performed or when the goods have been received rather than when the payment is made.

Clinical Trial Costs

Clinical trial expenses are a significant component of research and development expenses, and we outsource a significant portion of these costs to third parties. Third party clinical trial expenses include patient costs, clinical research organization costs and costs for data management. The accrual for site and patient costs includes inputs such as estimates of patient enrollment, patient cycles incurred, clinical site activations, and other pass-through costs. Payments for these activities are based on the terms of the individual arrangements, which may differ from the pattern of costs incurred, and are reflected on the consolidated balance sheets as a prepaid asset or accrued clinical trial cost. These third party agreements are generally cancelable, and related costs are recorded as research and development expenses as incurred. Non-refundable advance clinical payments for goods or services that will be used or rendered for future R&D activities are recorded as a prepaid asset and recognized as expense as the related goods are delivered or the related services are performed. We also record accruals for estimated ongoing clinical research and development costs. When evaluating the adequacy of the accrued liabilities, we analyze progress of the studies, including the phase or completion of events, invoices received and contracted costs. Significant judgments and estimates may be made in determining the accrued balances at the end of any reporting period. Actual results could differ from the estimates made by the Company. The historical clinical accrual estimates made by the Company have not been materially different from the actual costs.

Income Taxes

The Company provides deferred tax assets and liabilities for the expected future tax consequences of temporary differences between the Company's financial statement carrying amounts and the tax basis of assets and liabilities using enacted tax rates expected to be in effect in the years in which the differences are expected to reverse. A valuation allowance is provided to reduce the deferred tax assets to the amount that will more-likely-than-not be realized.

The Company determines whether it is more likely than not that a tax position will be sustained upon examination. If it is not more-likely-than-not that a position will be sustained, none of the benefit attributable to the position is recognized. The tax benefit to be recognized for any tax position that meets the more-likely-than-not recognition threshold is calculated as the largest amount that is more than 50% likely of being realized upon resolution of the contingency. The Company accounts for interest and penalties related to uncertain tax positions as part of its provision for income taxes. To date, the Company has not incurred interest and penalties related to uncertain tax positions.

Warrants

The Company determines the accounting classification of warrants that are issued, as either liability or equity, by first assessing whether the warrants meet liability classification in accordance with ASC 480-10, *Accounting for Certain Financial Instruments with Characteristics of both Liabilities and Equity*, and then in accordance with ASC 815-40, *Accounting for Derivative Financial Instruments Indexed to, and Potentially Settled in, a Company's Own Stock*. Under ASC 480, warrants are considered liability classified if the warrants are mandatorily redeemable, obligate the issuer to settle the warrants or the underlying shares by paying cash or other assets, or warrants that must or may require settlement by issuing variable number of shares.

If warrants do not meet liability classification under ASC 480-10, the Company assesses the requirements under ASC 815-40, which states that contracts that require or may require the issuer to settle the contract for cash are liabilities recorded at fair value, irrespective of the likelihood of the transaction occurring that triggers the net cash settlement feature. If the warrants do not require liability classification under ASC 815-40, in order to conclude equity classification, the Company assesses whether the warrants are indexed to its common stock and whether the warrants are classified as equity under ASC 815-40 or other applicable GAAP. After all relevant assessments are made, the Company concludes whether the warrants are classified as liability or equity. Liability classified warrants are required to be accounted for at fair value both on the date of issuance and on subsequent accounting period ending dates, with all changes in fair value after the issuance date recorded in the statements of operations as a gain or loss. Equity classified warrants are accounted for at fair value on the issuance date with no changes in fair value recognized after the issuance date.

Stock-Based Compensation

The Company accounts for all stock-based compensation granted to employees and non-employees using a fair value method. Stock-based compensation awarded to employees is measured at the grant date fair value and is recognized over the requisite service period of the awards, usually the vesting period, on a straight-line basis, net of estimated forfeitures. Prior to the adoption of ASU 2018-07 during the second quarter of 2018 described below in "Recent Accounting Pronouncements", stock-based compensation awarded to non-employees was subject to revaluation over its vesting terms. Subsequent to the adoption of ASU 2018-07, non-employee share-based payment awards are measured on the date of grant, similar to share-based payment awards granted to employees. The Company reduces recorded stock-based compensation for estimated forfeitures. To the extent that actual forfeitures differ from the Company's estimates, the differences are recorded as a cumulative adjustment in the period the estimates were adjusted. Stock-based compensation expense recognized in the consolidated financial statements is based on awards that are ultimately expected to vest.

Net Loss Per Share

The Company has reported losses since inception and has computed basic net loss per share by dividing net loss by the weighted average number of common shares outstanding for the period. The Company has computed diluted net loss per common share after considering all potentially dilutive common shares, including stock options, convertible preferred stock, and warrants outstanding during the period except where the effect of including such securities would be antidilutive. Because the Company has reported net losses since inception, these potential common shares have been anti-dilutive and basic and diluted loss per share have been the same.

Deferred Rent

Rent expense and lease incentives from operating leases are recognized on a straight-line basis over the lease term. The difference between rent expense recognized and rental payments is recorded as deferred rent in the accompanying consolidated balance sheets.

Contingent Liabilities

The Company accounts for its contingent liabilities in accordance with ASC No. 450, *Contingencies*. A provision is recorded when it is both probable that a liability has been incurred and the amount of the loss can be reasonably estimated. With respect to legal matters, provisions are reviewed and adjusted to reflect the impact of negotiations, estimated settlements, legal rulings, advice of legal counsel and other information and events pertaining to a particular matter. As of December 31, 2018 and December 31, 2017, the Company was not a party to any litigation that could have a material adverse effect on the Company's business, financial position, results of operations or cash flows.

Recent Accounting Pronouncements

In May 2014, the FASB issued ASU No. 2014-09, *Revenue from Contracts with Customers* ("ASU 2014-09"). ASU 2014-09 and its related amendments (collectively referred to as ASC 606) requires that an entity recognize revenue when it transfers promised goods or services to customers in an amount that reflects the consideration to which the entity expects to be entitled in exchange for those goods or services. The new guidance requires the application of a five-step model to determine the amount and timing of revenue to be recognized. The underlying principle is that revenue is to be recognized for the transfer of goods or services to customers that reflects the amount of consideration that the Company expects to be entitled to in exchange for those goods or services. The Company adopted the standard as of the required effective date of January 1, 2018 using the modified retrospective method. See Note 13 for details.

In January 2016, the Financial Accounting Standards Board ("FASB") issued ASU No. 2016-01, *Financial Instruments-Overall (Subtopic 825-10): Recognition and Measurement of Financial Assets and Financial Liabilities* ("ASU 2016-01"). ASU 2016-01 supersedes the guidance to classify equity securities with readily determinable fair values into different categories (that is, trading or available-for-sale) and requires equity securities (including other ownership interests, such as partnerships, unincorporated joint ventures, and limited liability companies) to be measured at fair value with changes in fair value recognized through net income. The amendments allow equity investments that do not have readily determinable fair values to be remeasured at fair value either upon the occurrence of an observable price change or upon identification of an impairment. The amendments also require enhanced disclosures about those investments. ASU 2016-01 is effective for annual reporting beginning after December 15, 2017, including interim periods within the year of adoption, and calls for prospective application, with early application permitted. The Company adopted ASU 2016-01 during the first quarter of 2018. Because the Company held no equity investments upon adoption, there was no impact on its consolidated financial statements.

In February 2016, the FASB issued Accounting Standards Update No. ("ASU") 2016-02, "Leases (Topic 842)." ASU 2016-02 requires lessees to recognize most leases on their balance sheet as a right-of-use asset and a lease liability. Leases are classified as either operating or finance based on criteria similar to current lease accounting, with the classification affecting the pattern and classification of expense recognition in the statement of operations.

Subsequently, in July 2018, the FASB issued ASU No. 2018-11, *Leases (Topic 842): Targeted Improvements* (“ASU 2018-11”), which includes certain amendments to ASU 2016-02 intended to provide relief in implementing the new standard. Among these amendments is the option to not restate comparative periods presented in the financial statements. The Company has elected this transition approach, using a cumulative-effect adjustment on the effective date of the standard, with comparative periods presented in accordance with the existing guidance in ASC 840. We expect to adopt the new standard on January 1, 2019 and use the effective date as our date of initial application.

Pursuant to the guidance under ASU 2016-02, the Company expects to take advantage of certain available expedients by electing the transition package of practical expedients permitted with ASU 2016-02, which allows the Company the option not to reassess previous accounting conclusions around, (i) whether expired or existing contracts contain leases, (ii) lease classification for any expired or existing leases, and (iii) the treatment of initial direct costs for any existing leases. The Company also made an accounting policy election to exclude leases with an initial term of 12 months or less from their balance sheet.

The adoption of the new standard is expected to result in the recognition of a net additional lease liability up to \$2.0 million, and right-of-use assets up to \$2.0 million as of January 1, 2019 related to the Company’s operating leases. We further expect to provide enhanced new disclosures about our leasing arrangements. The Company does not expect that the new standard will have a material impact on the Company’s consolidated statement of operations or cash flows.

In August 2016, the FASB issued ASU No. 2016-15, *Statements of Cash Flows (Topic 230) - Classifications of Certain Cash Receipts and Cash Payments* (“ASU 2016-15”), to clarify how companies present and classify certain cash receipts and cash payments in the statement of cash flows. This guidance is effective for annual reporting periods beginning after December 15, 2017, including interim periods within that reporting period, with early adoption permitted. The adoption of ASU 2016-15 did not have a retrospective impact because it classified cash payments for debt prepayment and debt extinguishment costs as cash outflows for financing activities for the year end 2017.

In November 2016, the FASB issued ASU No. 2016-18, *Statement of Cash Flows, Restricted Cash* (“ASU 2016-18”). This guidance requires that a statement of cash flows explain the total change during the period of cash, cash equivalents, and amounts generally described as restricted cash or restricted cash equivalents. Amounts described as restricted cash and restricted cash equivalents should be included with cash and cash equivalents when reconciling the beginning-of-period and end-of-period to total amounts shown on the statement of cash flows. The Company adopted ASU 2016-18 during the first quarter ended March 31, 2018. The adoption of ASU 2016-18 resulted in the Company’s cash, cash equivalents and restricted cash being included in the beginning and ending amounts for the periods shown on the statement of cash flows and was applied retroactively and reflected in the balances presented for any prior periods. The Company believes that the adoption of this guidance did not have a significant impact on its consolidated financial statements.

In January 2017, the FASB issued ASU No. 2017-01, *Business Combinations (Topic 805): Clarifying the Definition of a Business* (“ASU 2017-01”), which clarifies the definition of a business to assist entities with evaluating whether transactions should be accounted for as acquisitions (or disposals) of assets or businesses. This ASU is effective for public entities for fiscal years beginning after December 15, 2017, with early adoption permitted. The adoption of ASU 2017-01 did not have a material impact on the Company’s consolidated financial statements.

Effective January 1, 2018, the Company adopted ASU 2017-09, *Compensation-Stock Compensation (Topic 718): Scope of Modification Accounting* (“ASU 2017-09”). ASU 2017-09 specifies the types of changes to the terms or conditions of a share-based payment award that require an entity to apply modification accounting in accordance with Topic 718. The adoption of ASU 2017-09 did not have a material impact on the Company’s consolidated financial statements.

In June 2018, the FASB issued ASU No. 2018-07, *Improvements to Nonemployee Share-Based Payment Accounting* (“ASU 2018-07”), to simplify the accounting for share-based payments to nonemployees by aligning it with the accounting for share-based payments to employees, with certain exceptions. This ASU is effective for public entities for fiscal years beginning after December 15, 2018, with early adoption permitted. The Company early adopted ASU 2018-07 during the second quarter of 2018. Prior to the adoption of ASU 2018-07, stock-based compensation awarded to non-employees was subject to revaluation over its vesting terms. Subsequent to the adoption of ASU 2018-07, non-employee share-based payment awards are measured on the date of grant, similar to share-based payment awards granted to employees. The adoption of ASU 2018-07 did not have a material impact on the Company’s consolidated financial statements.

In November 2018, the FASB issued ASU No. 2018-18, *Collaborative Arrangements (Topic 808): Clarifying the Interaction between Topic 808 and Topic 606* (“ASU 2018-18”), which provides guidance on whether certain transactions between collaborative arrangement participants should be accounted for with revenue under Topic 606. This ASU is effective for public entities for fiscal years beginning after December 15, 2019, with early adoption permitted. The Company is assessing the impact this standard will have on its consolidated financial statements and disclosures.

3. Available-for-Sale Marketable Securities

As of December 31, 2018, the Company did not have available-for-sale marketable securities. As of December 31, 2017, the Company's available-for-sale marketable securities consisted of U.S. government and agency securities and corporate bonds.

The following tables summarize the Company's available-for-sale marketable securities by major type of security as of December 31, 2017 (in thousands):

	December 31, 2017			
	Amortized Cost	Gross Unrealized Gains	Gross Unrealized Losses	Fair Value
U.S. government and agency securities	\$ 12,798	\$ —	\$ (10)	\$ 12,788
Corporate bonds	13,158	—	(6)	13,152
Total available-for-sale marketable securities	<u>\$ 25,956</u>	<u>\$ —</u>	<u>\$ (16)</u>	<u>\$ 25,940</u>

All available-for-sale marketable securities are classified in the Company's consolidated balance sheets as short-term deposits and investments. The Company classifies its marketable debt securities based on their contractual maturity dates. The fair values and amortized cost of marketable debt securities by contractual maturity were as follows (in thousands):

	December 31, 2017	
	Fair Value	Amortized Cost
Less than one year	\$ 25,940	\$ 25,956

4. Net Loss Per Share

The Company has reported a net loss for the years ended December 31, 2018, and 2017, and 2016, and for this reason basic and diluted net loss per share are the same for all periods presented. The following table sets forth the computation of basic and diluted net loss per share (in thousands, except share and per-share data):

	Year Ended December 31,		
	2018	2017	2016
Numerator:			
Net loss	\$ (65,336)	\$ (65,321)	\$ (36,210)
Less: accretion on preferred stock	—	—	(4,566)
Net loss	<u>\$ (65,336)</u>	<u>\$ (65,321)</u>	<u>\$ (40,776)</u>
Denominator:			
Weighted-average common shares outstanding—basic and diluted	22,389,286	20,425,050	10,493,939
Net loss per share —basic and diluted	<u>\$ (2.92)</u>	<u>\$ (3.20)</u>	<u>\$ (3.89)</u>

All potential dilutive common shares have been excluded from the computation of the diluted net loss per share for all periods presented, as the effect would have been anti-dilutive. Potential dilutive common share equivalents consist of the following:

	Year Ended December 31,		
	2018	2017	2016
Stock options to purchase common stock	4,093,979	2,657,187	2,128,346
Unvested restricted stock units	175,000	—	—
Stock warrants to purchase common stock	95,619	176,432	97,302
Total	<u>4,364,598</u>	<u>2,833,619</u>	<u>2,225,648</u>

5. Fair Value Measurements

The tables below present information about the Company's financial assets that are measured and carried at fair value as of December 31, 2018 and December 31, 2017, and indicate the level within the fair value hierarchy where each measurement is

classified. Below is a summary of assets measured at fair value on a recurring basis (in thousands):

	December 31, 2018			
	(Level 1)	(Level 2)	(Level 3)	Total
Cash equivalents:				
Money market funds	\$ 10,123	\$ —	\$ —	\$ 10,123
Total cash equivalents	<u>\$ 10,123</u>	<u>\$ —</u>	<u>\$ —</u>	<u>\$ 10,123</u>

	December 31, 2017			
	(Level 1)	(Level 2)	(Level 3)	Total
Cash equivalents:				
Money market funds	\$ 39,478	\$ —	\$ —	\$ 39,478
U.S. government and agency securities	—	1,000	—	1,000
Total cash equivalents	<u>\$ 39,478</u>	<u>\$ 1,000</u>	<u>\$ —</u>	<u>\$ 40,478</u>
Short-term investments:				
Corporate bonds	\$ 13,152	\$ —	\$ —	\$ 13,152
U.S. government and agency securities	—	12,788	—	12,788
Total short-term investments	<u>\$ 13,152</u>	<u>\$ 12,788</u>	<u>\$ —</u>	<u>\$ 25,940</u>

At December 31, 2018, cash and cash equivalent investments were held in money market funds maturing within 90 days from the date of purchase. At December 31, 2017, cash and cash equivalent investments were held in money market funds and U.S. government and agency securities maturing within 90 days from the date of purchase.

The average maturity date for U.S. government and agency securities, included in investments at December 31, 2017, was 179 days. Fair value of U.S. government and agency securities approximated amortized value at the reporting date.

The average maturity date for corporate bonds, included in investments at December 31, 2017 was 168 days. Fair value of corporate bonds approximated amortized value at December 31, 2017.

6. Property and Equipment

Property and equipment consists of the following (in thousands):

	December 31, 2018	December 31, 2017
Laboratory equipment	\$ 5,379	\$ 5,138
Computer equipment and software	561	480
Leasehold improvements	278	278
Furniture and fixtures	247	235
Office equipment	135	118
Construction in process	79	—
Total property and equipment	<u>6,679</u>	<u>6,249</u>
Less accumulated depreciation	(4,552)	(4,158)
Property and equipment, net	<u>\$ 2,127</u>	<u>\$ 2,091</u>

Depreciation expense was \$1.0 million, \$0.8 million and \$0.8 million for the years ended December 31, 2018, 2017 and 2016, respectively.

7. Accrued Expenses

Accrued expenses consist of the following (in thousands):

	December 31, 2018	December 31, 2017
Payroll and employee related expenses	\$ 2,497	\$ 1,902
Current portion of deferred rent and lease incentive	117	72
Collaboration and licensing	1,222	1,020
Accrued patent fees	736	268
Accrued external research and development costs	5,344	3,578
Accrued professional and consulting services	994	859
Accrued grant refund	175	175
Accrued interest	106	89
Other	509	617
Accrued expenses	<u>\$ 11,700</u>	<u>\$ 8,580</u>

8. Commitments and Contingencies

Operating Leases

The Company has a non-cancellable operating lease for its laboratory and office space located at 480 Arsenal Way, Watertown, Massachusetts ("Headquarters Lease"). As part of the Headquarters Lease agreement, the landlord provided the Company a tenant improvement allowance of up to \$0.7 million, which the Company fully utilized during 2012. The tenant improvement allowance is accounted for as a lease incentive obligation and is being amortized as a reduction to rent expense over the lease term. The leasehold improvements are capitalized as a component of property and equipment.

In connection with the Headquarters Lease, the Company secured a letter of credit for \$0.3 million which renews automatically each year and is classified in restricted cash and other deposits in the accompanying consolidated balance sheets.

In August 2016, the Company signed an amendment to the Headquarters Lease, which extends the term through March 31, 2020. The Headquarters Lease includes a rent escalation clause, and accordingly, rent expense is being recognized on a straight-line basis over the lease term.

In October 2017, the Company entered into a lease for approximately 5,100 square feet of additional office space located in Watertown, Massachusetts. The lease includes a rent escalation clause, and accordingly, rent expense is being recognized on a straight-line basis over the lease term. In addition, the Company decided to vacate certain office space in Watertown, MA on January 11, 2019 and consolidated all employees at its corporate headquarters also in Watertown, MA. The lease term expires in March 2020.

As of both December 31, 2018 and December 31, 2017, deferred rent and lease incentive liability totaled \$0.2 million. The current portion of deferred rent and lease incentive liability is presented within accrued expenses, and was \$0.1 million and less than \$0.1 million at December 31, 2018 and December 31, 2017, respectively.

The Company has a month-to-month facility agreement for its Moscow, Russia facility. Rent expense is recognized as incurred.

Rent expense for the years ended December 31, 2018, 2017 and 2016 was \$2.0 million, \$1.9 million and \$1.6 million, respectively.

As of December 31, 2018, the aggregate future minimum lease payments related to these leases are as follows (in thousands):

Year ending December 31,	
2019	1,482
2020	375
Total minimum lease payments	<u>\$ 1,857</u>

Other

As permitted under Delaware law, the Company indemnifies its directors for certain events or occurrences while the director is, or was, serving at the Company's request in such capacity. The term of the indemnification is for the director's lifetime. The maximum potential amount of future payments the Company could be required to make is unlimited; however, the Company has directors' insurance coverage that limits its exposure and enables it to recover a portion of any future amounts paid. The Company also has indemnification arrangements under certain of its facility leases that require it to indemnify the landlord against certain costs, expenses, fines, suits, claims, demands, liabilities, and actions directly resulting from certain breaches,

violations, or non-performance of any covenant or condition of the Company's lease. The term of the indemnification is for the term of the related lease agreement. The maximum potential amount of future payments the Company could be required to make under these indemnification agreements is unlimited. To date, the Company had not experienced any material losses related to any of its indemnification obligations, and no material claims with respect thereto were outstanding.

The Company is a party in various other contractual disputes and potential claims arising in the ordinary course of business. The Company does not believe that the resolution of these matters will have a material adverse effect the Company's business, financial position, results of operations or cash flows.

9. Debt

2015 Term Loan

On August 9, 2013, the Company entered into a loan and security agreement with Oxford Finance LLC ("Oxford") and Square 1 Bank ("Square 1") to borrow up to \$7.5 million. The Company initially borrowed \$3.0 million in August 2013 and subsequently borrowed an additional \$4.5 million in July 2014. In December 2015, the Company refinanced this debt facility to increase the amount of the borrowing to \$12.0 million and to extend the repayment term. The amounts borrowed are collectively referred to as the "2015 Term Loan". The lenders for the refinanced debt facility are Oxford and Pacific Western Bank ("Pacific Western"). Pacific Western had acquired Square 1 since the time of the original loan. Such a change in lender does not constitute third party financing on its own and does not require extinguishment accounting. As a result of the refinancing, the stated interest rate was also adjusted to reflect the current market borrowing rate.

Prior to the extinguishment of the 2015 Term Loan debt in September 2017 that is discussed in greater detail below, the 2015 Term Loan was collateralized by substantially all of the assets of the Company and bore interest at 8.1% per annum. The monthly payments for the 2015 Term Loan were initially interest only through January 2017. Principal repayments for the 2015 Term Loan were due over 30 monthly installments beginning on February 1, 2017.

The 2015 Term Loan could be prepaid at the Company's option at any time prior to maturity subject to a prepayment fee of 2% if prepaid after the first anniversary but before the second anniversaries, and 1% if prepaid after the second anniversary. The 2015 Term Loan did not include any financial covenants. The 2015 Term Loan required a final payment fee of 6.0% on the aggregate principal amounts borrowed upon repayment at maturity, on a prepayment date, or upon default. The final payment fee totaling \$0.7 million was recorded as a loan discount.

In connection with the 2015 Term Loan, the Company granted the lenders warrants in August 2013 to purchase up to 26,668 shares of the Company's Series D Preferred and additional warrants in July 2014 to purchase up to 40,000 shares of the Company's Series D Preferred. As of the IPO, the warrants to purchase up to 66,668 shares of the Company's Series D Preferred were converted to warrants to purchase up to 17,888 shares of the Company's common stock at an exercise price of \$16.77 per share. These warrants are classified as permanent equity in the accompanying consolidated balance sheets and will expire ten years from the date of issuance.

Additionally, with the refinancing of the 2015 Term Loan at December 31, 2015, the Company granted the lenders 37,978 shares of the Company's Series E Preferred which also was converted at the IPO to warrants to purchase up to 15,094 shares of Company's common stock at an exercise price of \$11.32 per share. These warrants are classified as permanent equity in the accompanying consolidated balance sheets and will expire ten years from the date of issuance.

The initial grant date fair value of the Series D Preferred and Series E Preferred warrants was \$0.1 million and \$0.1 million for each issuance, respectively and was recorded as a loan discount.

In December 2016, a total of 16,493 warrants to purchase common stock were exercised under a cashless exercise, resulting in a net issuance of 4,697 shares of common stock. The warrant exercise price had been established at the time the warrants were converted.

2017 Term Loan

On September 12, 2017, the Company entered into a term loan facility of up to \$21.0 million (the "2017 Term Loan") with Silicon Valley Bank, a California corporation ("SVB"), the proceeds of which were used to repay the 2015 Term Loan and for general corporate and working capital purposes. The Company refers to the 2015 Term Loan and the 2017 Term Loan, collectively, as the "Term Loans." The 2017 Term Loan is governed by a loan and security agreement, dated September 12, 2017, between the Company and SVB (the "Loan Agreement"). The 2017 Term Loan was funded in full on September 13, 2017 (the "Funding Date").

On the Funding Date, the Company entered into a payoff letter with SVB, pursuant to which SVB utilized \$10.0 million of the 2017 Term Loan to pay off all outstanding obligations under the 2015 Term Loan. The Company recognized a loss on extinguishment of debt in the amount of \$0.7 million during the three months ended September 30, 2017.

The Company incurred less than \$0.1 million in debt issuance costs in connection with the closing of the 2017 Term Loan. Debt issuance costs are presented in the consolidated balance sheet as a direct deduction from the associated liability and amortized to interest expense over the term of the related debt.

The 2017 Term Loan will mature on February 1, 2022. Each advance under the 2017 Term Loan accrues interest at a floating per annum rate equal to one-half of one percent above the prime rate (as published in the money rates section of The Wall Street Journal). The 2017 Term Loan provides for interest-only payments monthly until August 31, 2019. Thereafter, amortization payments will be payable monthly in equal installments of principal and variable interest to fully amortize the outstanding principal over the remaining term of the loan. The monthly interest is subject to recalculation upon a change in the prime rate. The Company may prepay the 2017 Term Loan in full but not in part provided that the Company (i) provides five business days' prior written notice to SVB, (ii) pays on the date of such prepayment (A) all outstanding principal plus accrued and unpaid interest, and (B) a prepayment premium of 3% if prepaid before the first anniversary, 2% if prepaid after the first anniversary but before the second anniversaries, and 1% if prepaid after the second anniversary.

Amounts outstanding during an event of default are payable upon SVB's demand and shall accrue interest at an additional rate of 4.0% per annum of the past due amount outstanding. The events of default under the Loan Agreement include, but are not limited to, the Company's failure to make any payments of principal or interest under the Loan Agreement or other transaction documents, the Company's breach or default in the performance of any covenant under the Loan Agreement or other transaction documents, the occurrence of a material adverse effect, the Company making a false or misleading representation or warranty in any material respect under the Loan Agreement, the Company's insolvency or bankruptcy, any attachment or judgment on the Company's assets in excess of approximately \$0.3 million, or the occurrence of any default under any agreement or obligation of the Company involving indebtedness in excess of approximately \$0.3 million. If an event of default occurs, SVB is entitled to take enforcement action, including acceleration of amounts due under the Loan Agreement.

The 2017 Term Loan is secured by a lien on substantially all of the assets of the Company, other than intellectual property, provided that such lien on substantially all assets includes any rights to payments and proceeds from the sale, licensing or disposition of intellectual property. The Company has also granted SVB a negative pledge with respect to its intellectual property.

The 2017 Term Loan does not include any financial covenants. The 2017 Term Loan requires a final payment fee of 5% on the aggregate principal amounts borrowed upon repayment at maturity, on a prepayment date, or upon default. The final payment fee totaling \$1.1 million is recorded as a loan discount. Under the 2017 Term Loan, the Company is not required to maintain a minimum cash balance. In addition, the 2017 Term Loan contains a subjective acceleration clause whereby in an event of default, an immediate acceleration of repayment occurs if there is a material impairment of the lenders' lien or the value of the collateral, a material adverse change in the business condition or operations, or a material uncertainty exists that any portion of the loan may not be repaid.

The Company assessed all terms and features of the 2017 Term Loan in order to identify any potential embedded features that would require bifurcation. As part of this analysis, the Company assessed the economic characteristics and risks of the 2017 Term Loan, including any put and call features. The Company determined that all features of the 2017 Term Loan were clearly and closely associated with the debt host and did not require bifurcation as a derivative liability, or the fair value of the embedded feature was immaterial to the Company's consolidated financial statements. The Company reassesses the identified features on a quarterly basis to determine if they require bifurcation.

As of December 31, 2018 and December 31, 2017, the outstanding principal balance under the 2017 Term Loan was \$21.0 million.

Future minimum principal and interest payments on the 2017 Term Loan as of December 31, 2018 are as follows (in thousands):

2019		4,742
2020		9,232
2021		8,718
2022		1,754
Total minimum debt payments	\$	24,446
Less: Amount representing interest		(2,396)
Less: Debt discount and deferred charges		(665)
Less: Current portion of loan payable		(21,385)
Loan payable, net of current portion	\$	—

All amounts due under the 2017 Term Loan have been classified as a current liability as of December 31, 2018 due to the considerations discussed in Note 1 and the assessment that the material adverse change clause under the 2017 Term Loan is not

within the Company's control. The Company has not been notified of an event of default by SVB as of the date of the filing of this Annual Report on Form 10-K.

During the years ended December 31, 2018, 2017 and 2016, the Company recognized \$1.5 million, \$1.2 million and \$1.3 million respectively, of interest expense related to the Term Loans.

10. Preferred Stock

Prior to the completion of its IPO, the Company had 37,835,623 authorized shares of preferred stock, par value \$0.0001 per share (the "Preferred Stock") as of December 31, 2015. The Company issued Preferred Stock to investors for cash or as settlement for outstanding debt under convertible notes.

As of December 31, 2015, the Company had issued and outstanding Preferred Stock of (i) 2,589,868 shares of Series A redeemable convertible preferred stock ("Series A Preferred"), (ii) 7,437,325 shares of Series B redeemable convertible preferred stock ("Series B Preferred"), (iii) 5,000,002 shares of Series C redeemable convertible preferred stock ("Series C Preferred"), (iv) 8,099,994 shares of Series D Preferred, (v) 2,111,109 shares of Series SRN Redeemable Convertible Preferred Stock ("Series SRN Preferred") and (vi) 8,888,888 shares of Series E Preferred.

All outstanding shares of the Company's convertible preferred stock automatically converted into 10,126,118 shares of the Company's common stock upon the closing of the IPO on June 27, 2016.

11. Common Stock

2017 Shelf Registration Statement

On August 10, 2017, the Company filed a universal shelf registration statement on Form S-3 with the SEC to sell up to \$200 million of equity and/or debt securities and entered into a sales agreement with Jefferies LLC, as sales agent, pursuant to which the Company may, from time to time, issue and sell common stock with an aggregate value of up to \$50 million in an at-the-market, or ATM, offering. The shelf registration statement was declared effective by the SEC on August 28, 2017. As of December 31, 2018, no securities have been issued from this shelf registration statement.

PIPE Financing

On June 26, 2017, the Company entered into a securities purchase agreement (the "Institutional Purchase Agreement") with a select group of institutional investors (the "Institutional Investors") and a securities purchase agreement with Timothy Springer, Ph.D., a member of the board of directors (the "Springer Purchase Agreement") for a private placement of the Company's securities (the "2017 PIPE"). The closing of the 2017 PIPE occurred on June 27, 2017.

Pursuant to the Institutional Purchase Agreement, the Company agreed to sell an aggregate of 2,750,000 shares of its common stock, par value \$0.0001 per share, at a purchase price equal to \$16.00 per share. Pursuant to the Springer Purchase Agreement, the Company agreed to sell to Dr. Springer an aggregate of 338,791 shares of common stock at a purchase price equal to \$17.71 per share, which was equal to the most recent consolidated closing bid price on the Nasdaq Global Market on June 23, 2017, and warrants to purchase up to 79,130 shares of common stock ("Warrant Shares"), exercisable at \$17.71 per Warrant Share, and with a term of five years. The purchase price for each warrant was equal to \$0.125 for each Warrant Share, consistent with Nasdaq Global Market requirements for an "at the market" offering. Under the terms of the Common Stock Purchase Warrant, the warrants can be settled in unregistered shares. The Warrant Shares qualify for equity classification. The fair value of the allocated proceeds was determined on the relative fair value basis.

After deducting for placement agent fees and offering expenses, the aggregate net proceeds from the 2017 PIPE was approximately \$47.1 million. The Company expects to use the proceeds from the 2017 PIPE towards working capital requirements and general corporate purposes.

On June 27, 2017, in connection with the 2017 PIPE, the Company entered into a Registration Rights Agreement (the "Registration Rights Agreement") with the Institutional Investors and Dr. Springer (together, the "Investors"). Pursuant to the Registration Rights Agreement, the Company agreed to prepare and file a registration statement with the Securities and Exchange Commission (the "SEC") within 20 days after the closing of the 2017 PIPE for purposes of registering the resale of the shares of common stock issued and sold in the 2017 PIPE (the "Shares"), the Warrant Shares, and any shares of common stock issued as a dividend or other distribution with respect to the Shares or Warrant Shares. The registration statement was declared effective by the SEC on July 21, 2017.

The Company agreed to indemnify the Investors, their officers, directors, members, employees and agents, successors and assigns under the registration statement from certain liabilities and to pay all fees and expenses (excluding any legal fees of the

selling holder(s), and any underwriting discounts and selling commissions) incident to the Company's obligations under the Registration Rights Agreement.

Initial Public Offering

On June 21, 2016, the Company completed its IPO and issued and sold 5,000,000 shares of common stock at a price to the public of \$14.00 per share for net proceeds of \$60.8 million after deducting underwriting discounts and commissions and offering expenses. On July 25, 2016, 289,633 additional shares of the Company's common stock were sold to the underwriters pursuant to the exercise of their option to purchase additional shares of common stock at a price to the public of \$14.00 per share resulting in additional net proceeds of approximately \$3.7 million after deducting underwriting discounts, commissions and offering expenses, bringing the total IPO net proceeds to \$64.5 million. Upon the closing of the Company's IPO on June 27, 2016, all outstanding shares of its convertible preferred stock automatically converted into 10,126,118 shares of the Company's common stock. In addition, at this time, the warrants to purchase shares of the Company's Series D and Series E convertible preferred stock were converted into warrants to purchase shares of the Company's common stock.

Common Stock

As of December 31, 2018, the Company has 200,000,000 shares of common stock authorized for issuance, \$0.0001 par value per share, with 22,471,776 shares issued and outstanding. The voting, dividend and liquidation rights of the common stockholders are subject to and qualified by the rights, powers and preferences of the preferred stock. The common stock has the following characteristics:

Voting

The common stockholders are entitled to one vote for each share of common stock held with respect to all matters voted on by the stockholders of the Company.

Dividends

The common stockholders are entitled to receive dividends, if and when declared by the Board of Directors. Through December 31, 2018, no dividends have been declared or paid on common stock.

Liquidation

Upon liquidation of the Company, the common stockholders are entitled to receive all assets of the Company available for distribution to such stockholders.

Reserved Shares

The Company has authorized shares of common stock for future issuance as follows:

	Period ending	
	December 31, 2018	December 31, 2017
Exercise of common warrants	95,619	176,432
Shares available for future stock incentive awards	1,586,925	923,440
Unvested restricted stock units	175,000	—
Outstanding common stock options	4,093,979	2,657,187
Total	5,951,523	3,757,059

12. Stock Incentive Plans

Stock Options

The Company maintains the 2008 Stock Incentive Plan (the "2008 Plan") for employees, consultants, advisors, and directors. The 2008 Plan provided for the granting of incentive and non-qualified stock option and restricted stock awards as determined by the Board. At inception of the 2008 Plan, a total of 2,213,412 shares of common stock were authorized for grants under the 2008 Plan. The Company ceased granting awards under the 2008 Plan upon the effectiveness of the 2016 Plan (as defined below); however, awards issued under the 2008 Plan remain subject to the terms of the 2008 Plan and the applicable 2008 Plan agreement. Shares subject to awards that were granted under the 2008 Plan and that expire, lapse or terminate following the effectiveness of the 2016 Plan become available under the 2016 Plan as shares available for future grants. All unvested stock options granted under the 2008 Plan may be exercised into restricted stock subject to forfeiture upon termination prior to vesting.

The 2008 Plan provided that the exercise price of incentive stock options cannot be less than 100% of the fair market value of the Company's common stock on the grant date for participants who own 10% or less of the total combined voting power of the Company, and not less than 110% for participants who own more than 10% of the Company's voting power. Options and

restricted stock awards granted under the 2008 Plan vest over periods as determined by the Board, which are generally four years and, for options, with terms that generally expire ten years from the grant date.

On June 7, 2016, the Company's stockholders approved the 2016 Incentive Award Plan (the "2016 Plan"), which became effective June 21, 2016. The 2016 Plan provides for the granting of incentive and non-qualified stock option, restricted stock and other stock and cash-based awards as determined by the Board. Shares subject to awards that are granted under the 2016 Plan and that expire, lapse or terminate are available for future grants under the 2016 Plan. At inception of the 2016 Plan, a total of 1,947,779 shares of common stock were authorized for future issuance under the 2016 Plan. The number of shares of common stock that may be issued under the 2016 Plan automatically increases on the first day of each calendar year, beginning in 2017 and ending in and including 2026, by an amount equal to the lesser of: (i) 4% of the number of shares of the Company's common stock outstanding on the last day of the applicable preceding calendar year and (ii) such smaller number of shares as is determined by the Board. During the twelve months ended December 31, 2018 and 2017, the number of shares of common stock that may be issued under the 2016 Plan was increased by 893,730 shares and 737,550 shares, respectively. As of December 31, 2018, 1,586,925 shares remain available for future issuance under the 2016 Plan.

The 2016 Plan provides that the exercise price of incentive stock options cannot be less than 100% of the fair market value of the Company's common stock on the grant date for participants who own 10% or less of the total combined voting power of the Company, and not less than 110% for participants who own more than 10% of the Company's voting power. Options and restricted stock awards granted under the 2016 Plan vest over periods as determined by the Board, which are generally four years and, for options, with terms that generally expire ten years from the grant date.

The Company's 2018 Employment Inducement Incentive Award Plan (the "Inducement Incentive Award Plan"), which was adopted by the Board on September 25, 2018 without stockholder approval pursuant to Rule 5635(c)(4) of the Nasdaq Stock Market LLC listing rules ("Rule 5635(c)(4)"), provides for the grant of equity-based awards in the form of non-qualified stock options, stock appreciation rights, restricted stock awards, restricted stock unit awards and other stock or cash based awards. In accordance with Rule 5635(c)(4), awards under the Inducement Incentive Award Plan may only be made to a newly hired employee who has not previously been a member of the Board, or an employee who is being rehired following a bona fide period of non-employment by the Company, as a material inducement to the employee's entering into employment with the Company. The Company reserved 1,175,000 shares of its common stock for issuance under the Inducement Incentive Award Plan. Pursuant to an employment agreement entered into with Carsten Brunn, Ph.D., upon Dr. Brunn's commencing employment as the Company's President and Chief Executive Officer on December 1, 2018, the Company issued Dr. Brunn equity awards from the Inducement Incentive Award Plan consisting of an option to purchase 1,000,000 shares of common stock and 175,000 restricted stock units. As of December 31, 2018, there are no shares available for future grant under the 2018 Inducement Incentive Award Plan.

The fair value of each option award was estimated on the grant date using the Black-Scholes option pricing model. Expected volatilities are based on historical volatilities from guideline companies because the Company's common stock has not traded for a period that is at least equal to the expected term of its stock option awards. The Company uses the "simplified" method to estimate the expected life of options granted and are expected to be outstanding. The risk-free interest rate used is the rate for a U.S. Treasury zero coupon issue with a remaining life consistent with the options expected life on the grant date. The Company has not paid and does not expect to pay in the foreseeable future, any cash dividends. Forfeitures are estimated at the time of grant and are adjusted, if necessary, in subsequent periods if actual forfeitures differ from those estimates. The Company has estimated a forfeiture rate of 10% based on historical attrition trends. The Company records stock-based compensation expense only on awards that are expected to vest.

The estimated grant date fair values of employee stock option awards granted under the 2008 Plan, 2016 Plan and the Inducement Incentive Award Plan were calculated using the Black-Scholes option pricing model, based on the following weighted-average assumptions:

	Year Ended December 31,		
	2018	2017	2016
Risk-free interest rate	2.85%	2.03%	1.42%
Dividend yield	—	—	—
Expected term	6.06	5.90	6.04
Expected volatility	85.17%	84.52%	94.97%
Weighted-average fair value of common stock	\$ 8.45	\$ 15.32	\$ 13.25

The weighted average grant date fair value of stock options granted to employees during the years ended December 31, 2018, 2017 and 2016 was \$6.17, \$10.97, and \$10.23, respectively. The aggregate intrinsic value of stock options exercised during the years ended December 31, 2018, 2017 and 2016 was \$0.6 million, \$2.6 million and \$0.8 million, respectively.

As of December 31, 2018 and December 31, 2017, total unrecognized compensation expense related to unvested employee stock options was \$9.8 million and \$10.2 million, respectively, which is expected to be recognized over a weighted average period of 3.1 years and 2.9 years, respectively.

During the year ended December 31, 2017, the status of two executives changed from an employee to a consultant (non-employee). Stock-based compensation expense relating to the executives' stock option awards were recognized through the termination date. In accordance with ASC 505-50, 55,073 unvested stock option awards were subsequently remeasured using the then-current fair value of the Company's common stock and updated assumption inputs in the Black-Scholes option pricing model, while 62,546 shares in aggregate were forfeited and expired as of December 31, 2017. The right to exercise vested, exercisable stock option awards (126,457 shares in aggregate) as of December 31, 2017 were extended to March 31, 2019, resulting in a modification; and during the first quarter of 2018, a stock option award to purchase 20,000 shares of the Company's common stock was granted. In connection with the Company's adoption of ASU 2018-07 during the second quarter of 2018, final remeasurement of the executives' stock option awards were performed as of April 1, 2018. Stock-based compensation expense was recognized over the consulting period until services were completed. All granted stock option awards are presented in the employee awards stock option table below.

The Company granted a stock option award covering 95,000 shares to a non-employee director during the second quarter of 2018, with a weighted average grant date fair value of \$8.71 for consulting services in addition to his responsibilities as a director. Prior to the adoption of ASU 2018-07 during the second quarter of 2018, the unvested options held by non-employees were revalued using the Company's estimate of fair value on each vesting and reporting date through the remaining vesting period. Subsequent to the adoption of ASU 2018-07, non-employee share-based payment awards are measured on the date of grant, similar to share-based payment awards granted to employees. During the fourth quarter of 2018, an additional stock option award of 75,000 shares was granted to the non-employee director, with a weighted average grant date fair value of \$4.35.

Effective November 30, 2018, an executive officer resigned and immediately entered into a consulting arrangement with the Company for the period December 1, 2018 to November 30, 2019. In connection with his consulting arrangement, (i) all of his unvested equity-based compensation awards continue to vest subject to his continued consulting services (84,604 shares in aggregate) and (ii) his right to exercise the vested and exercisable stock option awards (310,219 shares in aggregate) as of November 30, 2019 was extended 180 days to May 28, 2020, resulting in a modification. In addition, since the consulting agreement was not considered substantive, the Company recorded a charge for the fair value of the options in the fourth quarter for the acceleration of the vesting of his awards.

The estimated grant date fair values of non-employee stock option awards granted under the 2016 Plan were calculated using the Black-Scholes option pricing model, based on the following weighted-average assumptions:

	Year Ended December 31,		
	2018	2017	2016
Risk-free interest rate	2.77%	—%	2.06%
Dividend yield	—	—	—
Expected term	5.81	0.00	8.80
Expected volatility	85.86%	—%	87.33%

As of December 31, 2018 and 2017, total unrecognized compensation expense related to unvested non-employee stock options was \$1.1 million and \$0.6 million, respectively, which is expected to be recognized over a weighted average period of 2.2 years and 1.9 years, respectively.

The following table summarizes the activity under the 2008 Plan, 2016 Plan, and Inducement Incentive Award Plan:

	Number of options	Weighted-average exercise price (\$)	Weighted-average remaining contractual term (in years)	Aggregate intrinsic value (in thousands)
Employee Awards				
Outstanding at December 31, 2017	2,411,237	\$ 10.58	7.50	\$ 4,729
Granted	1,625,679	\$ 8.45		
Exercised	(103,784)	\$ 4.85		
Forfeited	(251,557)	\$ 15.03		
Outstanding at December 31, 2018	<u>3,681,575</u>	\$ 9.49	7.77	\$ 300
Vested at December 31, 2018	1,484,196	\$ 9.01	5.83	\$ 300
Vested and expected to vest at December 31, 2018	2,990,612	\$ 9.27	7.49	\$ 300
Non-Employee Awards				
Outstanding at December 31, 2017	245,950	\$ 4.32	5.10	\$ 1,351
Granted	170,000	\$ 9.38		
Exercised	—	\$ —		
Forfeited	(3,546)	\$ 0.39		
Outstanding at December 31, 2018	<u>412,404</u>	\$ 6.44	6.42	\$ 28
Vested at December 31, 2018	223,180	\$ 4.15	3.91	\$ 28
Vested and expected to vest at December 31, 2018	412,404	\$ 6.44	6.42	\$ 28

Restricted Stock Units

During the second quarter of 2018, the Company awarded 40,000 restricted stock units under the 2016 Plan to certain employees subject to the achievement of performance conditions. These restricted stock units will vest in a single installment on the date the performance condition is achieved, on or prior to December 31, 2018.

The restricted stock units granted during the second quarter of 2018 had a weighted average fair value of \$12.75 per share based on the closing price of the Company's common stock on the date of grant. These restricted stock units were valued at approximately \$0.5 million on their grant date.

During the third quarter of 2018, the Company determined that it was not probable the performance criteria would be achieved on or prior to December 31, 2018. For this reason, the Company reversed less than \$0.1 million of previously-recognized stock-based compensation expense in the third quarter of 2018. The performance condition was not satisfied on or prior to December 31, 2018, therefore the restricted stock units are forfeited for no consideration.

During the fourth quarter of 2018, the Company awarded 175,000 restricted stock units under the Inducement Incentive Award Plan. The restricted stock units granted had a weighted average fair value of \$6.03 per share based on the closing price of the Company's common stock on the date of grant. These restricted stock units were valued at approximately \$1.1 million. Unrecognized compensation expense is \$1.0 million as of December 31, 2018, which is expected to be recognized over a weighted average period of 3.9 years.

The following table summarizes the status of the Company's restricted stock units:

	Number of Shares (#)	Weighted Average Fair Value (\$)
Unvested at December 31, 2017	—	\$ —
Granted	215,000	7.28
Vested	—	—
Forfeited	(40,000)	12.75
Unvested at December 31, 2018	175,000	\$ 6.03

Employee Stock Purchase Plan

On June 7, 2016, the Company's stockholders approved the 2016 Employee Stock Purchase Plan (the "ESPP"), which became effective June 21, 2016. The ESPP is intended to qualify as an "employee stock purchase plan" under Section 423 of the Internal Revenue Code of 1986 with the purpose of providing employees with an opportunity to purchase the Company's common stock through accumulated payroll deductions.

Under the ESPP, the Company has set two six-month offering periods during each calendar year, one beginning March 1st and the other beginning September 1st of each calendar year, during which employees may elect to have up to 25% of their eligible compensation deducted on each payday on an after-tax basis for use in purchasing the Company's common stock on the last trading day of each offering period, subject to limits imposed by the Internal Revenue Code. The purchase price of the shares may not be less than 85% of the fair market value on the first or last trading day of the offering period, whichever is lower. The first ESPP offering period began on March 1, 2017.

At inception of the ESPP, a total of 173,076 shares of common stock were authorized and reserved for future issuance under the ESPP. The number of shares of common stock that may be issued under the ESPP will automatically increase on the first day of each calendar year, beginning in 2017 and ending in and including 2026, by an amount equal to the lesser of: (i) 1% of the number of shares of the Company's common stock outstanding on the last day of the applicable preceding calendar year and (ii) such smaller number of shares as is determined by the Company's Board of Directors. During the year ended December 31, 2018 and 2017, the number of shares of common stock that may be issued under the ESPP was increased by 223,432 shares and 184,387 shares, respectively. During the year ended December 31, 2018, the Company issued 24,738 shares of common stock under the ESPP. As of December 31, 2018, 539,894 shares remain available for future issuance under the ESPP.

For the years ended December 31, 2018 and 2017, the Company recognized less than \$0.1 million and \$0.1 million of stock-based compensation expense under the ESPP.

The Company recorded stock-based compensation expense related to stock option awards, restricted stock units and the ESPP in the following expense categories of its consolidated statements of operations and comprehensive loss (in thousands):

	Year Ended December 31,		
	2018	2017	2016
Research and development	\$ 2,453	\$ 1,779	\$ 1,183
General and administrative	3,261	2,302	847
Total stock-based compensation expense	\$ 5,714	\$ 4,081	\$ 2,030

13. Revenue Arrangements

The Company adopted ASC 606 on January 1, 2018, using the modified retrospective method for all contracts not completed as of the date of adoption. The reported results for 2018 reflect the application of ASC 606 guidance while the reported results for 2017 were prepared under the guidance of ASC 605, Revenue Recognition (ASC 605), which is also referred to herein as "legacy GAAP" or the "previous guidance". The adoption of ASC 606 represents a change in accounting principle that will more closely align revenue recognition with the delivery of the Company's services and will provide financial statement readers with enhanced disclosures.

Financial Statement Impact of Adopting ASC 606

The cumulative effect of applying the new guidance to all contracts with customers that were not completed as of January 1, 2018, was recorded as an adjustment to accumulated deficit as of the adoption date. As a result of applying the modified retrospective method to adopt the new revenue guidance, the following adjustments were made to the Company's accounts on the consolidated balance sheet as of January 1, 2018 (in thousands):

Consolidated Balance Sheet	As Reported at	Adjustments	Balance at
	December 31, 2017	Due to ASU 2014-09	January 1, 2018
Assets			
Cash, cash equivalents, and restricted cash	\$ 70,698	\$ —	\$ 70,698
Short-term deposits and investments	25,940	—	25,940
Prepaid expenses and other current assets	2,042	—	2,042
Total current assets	98,680	—	98,680
Property and equipment, net	2,091	—	2,091
Restricted cash and other assets	329	—	329
Total assets	\$ 101,100	\$ —	\$ 101,100
Liabilities and stockholders' equity			
Current liabilities:			
Accounts payable	\$ 1,606	\$ —	\$ 1,606
Accrued expenses	8,580	—	8,580
Deferred revenue, current portion	787	—	787
Total current liabilities	10,973	—	10,973
Non-current liabilities:			
Deferred rent and lease incentive	151	—	151
Loan payable	21,042	—	21,042
Deferred revenue, net of current portion	15,919	(1,830)	14,089
Other long-term liabilities	1,201	—	1,201
Total liabilities	49,286	(1,830)	47,456
Stockholders' equity:			
Common stock	3	—	3
Additional paid-in capital	273,128	—	273,128
Accumulated deficit	(216,897)	1,830	(215,067)
Accumulated other comprehensive loss	(4,420)	—	(4,420)
Total stockholders' equity	51,814	1,830	53,644
Total liabilities and stockholders' equity	\$ 101,100	\$ —	\$ 101,100

In connection with the adoption of ASC 606, the Company identified three collaboration/grant arrangements that required analysis to quantify the impact of adoption to its opening accumulated deficit balance as of January 1, 2018: Spark Therapeutics, Inc., Skolkovo Foundation and National Institutes of Health.

Spark Therapeutics, Inc.

Spark License Agreement

In December 2016, the Company entered into a License and Option Agreement (“Spark License Agreement”) with Spark Therapeutics, Inc. (“Spark”) pursuant to which the Company and Spark agreed to collaborate on the development of gene therapies for certain targets utilizing the ImmTOR technology. The Spark License Agreement provides Spark with certain exclusive, worldwide, royalty bearing licenses to the Company’s intellectual property, allowing Spark to develop and commercialize gene therapies for an initial identified target.

In addition to an upfront cash payment of \$10.0 million under the Spark License Agreement, additional payments of an aggregate of \$5.0 million in two payments of \$2.5 million each were paid within twelve months of December 2, 2016 (“Contract Date”). The first of the two additional payments was scheduled to be made on or before May 31, 2017 (the “May 2017 License Payment”) (see “Spark Letter Agreement” below) and the second was made on October 31, 2017. Spark may also exercise options to research, develop and commercialize gene therapies utilizing the SVP technology for up to four additional targets. The Company is eligible to receive a variable fee up to \$2.0 million for each additional target option elected, dependent on the incidence of the applicable indication. As per the agreement, the election period in which Spark can exercise additional targets is a term of three years from the Contract Date, or December 1, 2019.

Assuming successful development and commercialization, the Company could receive up to an additional \$65.0 million in development and regulatory milestone payments and \$365.0 million in commercialization milestone payments for each indication. If commercialized, the Company would be eligible to receive tiered royalties on global net sales at percentages ranging from mid-single to low-double digits, all of which apply on a target-by-target basis. Under the terms of the agreement, the Company will be eligible to receive these royalties commencing on the first commercial sale of the licensed product and terminating upon the later of (i) ten years after the first commercial sale, (ii) expiration of the last to expire valid claim on patents covering the jointly invented field specific improvements, or (iii) the expiration of regulatory exclusivity in the applicable country for the licensed product.

The Spark License Agreement may be terminated by Spark for convenience upon ninety days' notice. Either party may terminate the Spark License Agreement on a target-by-target basis for material breach with respect to such target.

In December 2016, the Company also entered into a Share Purchase Agreement (the "Spark Purchase Agreement") with Spark. Pursuant to the Spark Purchase Agreement, the Company sold 197,238 shares of the Company's common stock to Spark for gross proceeds of \$5.0 million, or \$25.35 per share of common stock, at an initial closing (the "Initial Closing"). The purchase price per share represents an amount equal to 115% of the average daily volume weighted average price ("VWAP") of the common stock during the thirty consecutive calendar days leading up to and ending on the day prior to the Contract Date. Under the Spark Purchase Agreement, Spark has agreed not to dispose of any of the Initial Closing Shares or any Acquisition Right Shares that it may acquire until January 1, 2018 and, thereafter, transfers will be contractually subject to volume limitations applicable to an "affiliate" under Rule 144 of the Securities Act. Closings under the Spark Purchase Agreement are subject to customary conditions.

Beyond the Initial Closing, the Spark Purchase Agreement contemplated potential future sales of shares by the Company to Spark as follows:

- **First Acquisition Right.** During the period beginning on May 1, 2017 and ending on June 1, 2017, Spark had the right (the "First Acquisition Right") to purchase a number of shares of common stock equal to an aggregate price of \$5.0 million. See "Spark Letter Agreement" below.
- **Second Acquisition Right.** During the period beginning on October 1, 2017 and ending on November 1, 2017, Spark had the right (the "Second Acquisition Right") to purchase a number of shares of common stock equal to an aggregate price of \$5.0 million. On October 31, 2017 Spark exercised this right and purchased 205,254 shares of common stock from the Company for \$5.0 million, or \$24.36 per share of common stock. The purchase price per share represents an amount equal to 115.0% of the average daily VWAP of the common stock during the thirty consecutive calendar days leading up to and ending on the day prior to the Second Acquisition Right notification date.

The First Acquisition Rights and Second Acquisition Rights are collectively referred to herein as the "Acquisition Rights". The aggregate number of shares that the Company may issue pursuant to the Stock Purchase Agreement may not exceed the lesser of (i) 2,758,112 shares and (ii) such number of shares that would require the Company to obtain prior shareholder approval under the Nasdaq Marketplace Rules.

In connection with the Spark License Agreement and Spark Purchase Agreement, the Company has made contractual payments defined in the MIT license agreement (Note 15) totaling \$2.2 million for the MIT sub-license provided to Spark, and \$0.4 million relative to the calculated premium paid by Spark for the equity investments made under the Spark Purchase Agreement.

Transition of Revenue Recognition from ASC Topic 605 to ASC Topic 606

The terms of the Spark Purchase Agreement and the Spark License Agreement were negotiated at the same time between the parties and the terms of the Spark Purchase Agreement are referenced in the Spark License Agreement in multiple sections. The pricing and terms of the agreements are unique and must be considered in contemplation with each other. There are provisions within the Spark License Agreement that link to the Spark Purchase Agreement related to provisions that constitute a material breach of the license agreement. Therefore, the Company concluded that the two agreements must be combined and evaluated as a single agreement. While the Spark Purchase Agreement and the Spark License agreement are considered to be a single agreement, the Company determined that the purchase of common stock and future acquisition rights are not within the scope of ASC 606. The Company determined that the initial purchase of common stock combined with the embedded future stock Acquisition Rights had a fair value of \$2.7 million and this amount was recorded in equity as of the effective date. The remaining \$2.3 million of cash received in exchange for the stock and acquisition rights is included in allocable consideration, as this represents the premium paid by Spark on the purchase of common stock, and should be allocated to the remaining performance obligations.

The Company identified the following promises at the inception of the agreement: (1) certain exclusive, worldwide, royalty bearing licenses to the Company's intellectual property and a license to conduct certain research activities under the collaboration, or the License Obligation, (2) options to research, develop and commercialize gene therapies utilizing the ImmTOR technology for up to four additional target therapy options, or the Option Obligation, (3) manufactured supply of

preclinical and clinical SVP, or the Supply Obligation at a discount, and (4) option to purchase manufactured supply of commercial SVP, or the Commercial Supply Obligation at fair value. In consideration for these promises, the Company received an upfront payment of \$15.0 million. In addition, the Company is eligible to receive additional payments of up to \$35.0 million based on the achievement by Spark of future specified development milestones, up to \$30.0 million based on the achievement by Spark of future specified regulatory milestones, up to \$110.0 million based on the achievement by Spark of future specified commercial milestones, and up to \$255.0 million based on the achievement by Spark of future specified sales milestones. The Company will also be eligible to receive tiered royalty payments that reach low double-digits based on future net sales for the duration of the royalty term.

The Company determined that the License Obligation was not capable of being distinct from the Supply Obligation. This is because Spark cannot derive benefit from the license without the simultaneous transfer of the preclinical and clinical supply. Therefore, the License Obligation and Supply Obligation are combined as a single performance obligation (the "Combined License and Supply Obligation"). The Company also determined that the Option Obligation, which includes the related Supply Obligation, provides the customer with a material right and is considered a performance obligation in the arrangement since it was priced at an incremental discount. The Company determined that the optional Commercial Supply Obligation does not provide the customer with a material right and is not considered to be a performance obligation because Spark can derive benefit from the Combined License and Supply Obligation without the delivery of the Commercial Supply Obligation and is not at an incremental discount. Therefore, the Company determined that the Spark agreement contains five distinct performance obligations: the Combined License and Supply Obligation, and the four separate Option Obligations.

In determining the transaction price, the Company considered the future development milestones, regulatory milestones, commercial milestones, sales milestone, and sales royalties all represent variable consideration. Each of these variable consideration items was evaluated under the most likely amount method to determine whether such amounts were probable of occurrence, or whether such amounts should be constrained until they become probable. As part of its evaluation of the constraint, the Company considered numerous factors, including that receipt of such milestones is outside the control of the Company. Separately, any consideration related to sales-based milestones as well as royalties on net sales upon commercialization by Spark, will be recognized when the related sales occur as they were determined to relate predominantly to the intellectual property granted to Spark and, therefore, have also been excluded from the transaction price in accordance with the royalty recognition constraint. As of the adoption date and as of December 31, 2018, all milestones were constrained. The Company will re-evaluate the transaction price in each reporting period, as uncertain events are resolved, or as other changes in circumstances occur.

As a result, the Company determined that the up-front payment of \$12.3 million (\$15.0 million, less fair value of the equity totaling \$2.7 million as discussed above) was included in the transaction price and was allocated to the performance obligations based on the Company's best estimate of their relative stand-alone selling prices. The Company allocated \$7.1 million to the Combined License and Supply Obligation and \$5.2 million to the discount on the Option Obligation (\$1.3 million for each option) using the relative standalone selling price method to each obligation. The standalone selling price for the Combined License and Supply Obligation was determined using a discounted cash flow model. The standalone selling price for the Option Obligation was determined based on the fair value of the license minus the strike price of the option (the probability of exercise was included in the valuation) as well as the estimated discount of the Supply Obligation.

The estimated proceeds to be received from the sale of the Supply Obligation was also included in the transaction price for the Combined License and Supply Obligation. The total consideration allocated to the Combined License and Supply Obligation will be recognized using the output method, based on the proportion of actual deliveries to the total expected deliveries over the initial term which is estimated to be approximately four years. The discount associated with the Option Obligation, along with the proceeds to be received upon exercise and estimated sale of the Supply Obligation, will be recognized when each of the options are exercised, over the related expected deliveries of its supply. If the options expire without exercise, the related deferred revenue associated with each option will be recognized upon expiration (December 1, 2019).

The Company estimated that revenue recognized under ASC 605 is consistent with the revenue recognized in accordance with ASC 606 from contract inception. However, upon the initial adoption of ASC 606 on January 1, 2018, the Company recognized other assets of \$2.6 million related to the incremental costs relating to the payments to MIT that would not have been incurred if the contract with Spark had not been obtained. Under the Company existing license agreement with MIT (See Note 15), in the event the Company sublicenses the MIT patents to a third party, it will be required to remit to MIT a percentage (ranging from 10% to 30%) of sublicense income. The Company concluded that the payments made to MIT were analogous to sales commissions and represented the cost to obtain a contract, which were evaluated under ASC 340-40-25-1. Such amounts were capitalized as they were both incremental and recoverable. However, upon further review, the Company noted that the amounts paid to MIT represent the cost to fulfill a contract rather than a cost to obtain a contract as they represent the costs that were incurred in order to fulfill their supply obligations under the Spark License Agreement. Therefore, the incremental payments to MIT represent part of the cost to fulfill the contract. When determining the appropriate accounting guidance for the costs to fulfill a customer contract, ASC 340-40-25-6 indicates that any other applicable literature should be considered first. Since

the intellectual property is being used exclusively for research and development, the accounting for the MIT costs were previously accounted for under ASC 730-10. Since all of the payments to MIT related to the underlying intellectual property, that does not have alternative future use, such amounts should not have been capitalized, and instead remained recorded as research and development expense upon adoption of ASC 606.

The Company evaluated the impact of the error on previously issued financial statements included in the Form 10-Q for the quarters ended March 31, 2018, June 30, 2018 and September 30, 2018, noting that the impact was not material to the balance sheet, statement of operations or cash flows. However, correcting the error would be material to the quarterly trends in the statement of operations to expense the amount in the fourth quarter. Therefore, such amounts were corrected by reducing current and long-term assets by \$0.2 million and \$2.4 million, respectively and increasing accumulated deficit by \$2.6 million as of January 1, 2018 by reversing the amounts initially recorded in transition. There was no impact to the consolidated statements of operations or cash flows for any of the quarters previously filed and no impact to any of the previously issued annual financial statements.

During the twelve months ended December 31, 2018, there were no deliveries and thus no revenue was recognized. The Company recognized revenues of less than \$0.1 million related to the Spark License Agreement during the twelve months ended December 31, 2017.

As of December 31, 2018, there was a contract liability of \$14.7 million representing deferred revenue associated with this agreement. A total of \$1.0 million is presented as current and \$13.7 million is presented as noncurrent in the accompanying consolidated balance sheet. As of December 31, 2017, there was \$14.7 million of deferred revenue related to this agreement.

Spark Letter Agreement

On June 6, 2017, the Company and Spark entered into a letter agreement (the "Letter Agreement"), pursuant to which the parties agreed that Spark would make the May 2017 License Payment by June 6, 2017. The May 2017 License Payment was received, and recorded as a liability as of June 30, 2017, of which some or all may potentially constitute the reimbursement described below. The parties also agreed that Spark would be deemed to have delivered notice on May 31, 2017 exercising its right to purchase the shares pursuant to the First Acquisition Right. The Letter Agreement further outlines a cost reimbursement arrangement, pursuant to which the Company agreed to reimburse Spark for all costs and expenses, including the cost of materials provided by the Company, associated with the preclinical research and toxicology studies being performed by Spark for any licensed products for a specified amount of time (the "Reimbursement Period"), up to an agreed upon cap of \$2.5 million.

Consistent with the First Acquisition Right, Spark purchased 324,362 shares of common stock pursuant to the Spark Purchase Agreement, as amended by the Letter Agreement, for an aggregate purchase price of \$5.0 million, or \$15.41 per share of common stock. The purchase price per share represents an amount equal to 115.0% of the average daily volume weighted average price ("VWAP") of the common stock during the thirty consecutive calendar days leading up to and ending on the day prior to the First Acquisition Right notification date. At the initial contract assessment, the Company allocated \$2.7 million to equity (representing the fair value of the initial purchase of common stock combined with the embedded future stock Acquisition Rights). Upon exercise of the First Acquisition Right, the Company recorded the purchase amount to stockholders' equity.

Under ASC 606, the Company determined that the Letter Agreement resulted in a modification to the original agreement. The amount received totaling \$2.5 million and the reimbursements pursuant to the Letter Agreement totaling \$2.5 million were both included in the transaction price, and a liability was recorded for the amount expected to be repaid. As repayments are made, the underlying liability will be reduced. To the extent that an amount is expected to be applied towards the clinical supply obligation, the analysis of variable consideration will be updated accordingly.

The Company utilized the practical expedient relating to contract modifications that occurred prior to January 1, 2018. The practical expedient allows the Company to reflect the aggregate effect of all modifications that occurred before January 1, 2018 when identifying the satisfied and unsatisfied performance obligations, determining the transaction price and allocating the transaction price to the satisfied and unsatisfied performance obligations for the modified contract at transition.

On October 31, 2017, Spark paid the Company a \$2.5 million milestone payment pursuant to the Spark License Agreement, which was included in the transaction price and allocated to the performance obligations using the relative standalone selling price. In addition, Spark exercised the Second Acquisition Right set forth in Section 2.4 of the Spark Purchase Agreement and purchased 205,254 shares of common stock from the Company for \$5.0 million, or \$24.36 per share of common stock. The purchase price per share represents an amount equal to 115.0% of the average daily VWAP of the common stock during the thirty consecutive calendar days leading up to and ending on the day prior to the Second Acquisition Right notification date.

Skolkovo Foundation

The Company receives grant funding from the Russia-based Development Fund of New Technologies Development and Commercialization Center ("Skolkovo"). On November 28, 2014, the Company executed a grant awarded by Skolkovo for the development of a therapeutic vaccine using nanoparticles to treat chronic infection caused by human papillomavirus (HPV) and diseases associated with this infection. The grant covered the period from August 1, 2014 through July 21, 2017. The grant provided for up to \$2.7 million that covers 48.5% of the estimated total cost of the research plan with the remaining 51.5% of estimated costs to be contributed by the Company. From grant inception through December 31, 2018, the Company received \$2.0 million from Skolkovo.

At any time during the term of the grant agreement, but not more than once per quarter, Skolkovo has the right to request information related to the project and to conduct an audit of the expenses incurred by the Company. In the event the project or the expenses do not meet predefined requirements, the Company may be required to reimburse the funds received up to three years after the completion of the project. As a result, in accordance with ASC 605, the Company determined that the grant funding was not fixed or determinable and the entire amount received through December 31, 2017 was recorded as deferred revenue in the consolidated balance sheet until the completion of the Skolkovo audit or the expiration of the audit term, which is expected April 2021.

The Company assessed this arrangement in accordance with ASC 606 and concluded that the contract counterparty, Skolkovo, is a customer. Furthermore, the Company determined that the agreement with Skolkovo has commercial substance, and that the grant should be accounted for as revenue. The Company identified the research and development services being provided to Skolkovo as the only performance obligation in the agreement. Based on the guidance in ASC 606, the Company concluded that the entire \$2.0 million of grant funds received from Skolkovo is variable consideration. Although the Company believes it has an enforceable right to the amounts received, there is risk that an audit could result in the Company needing to refund certain amounts back to Skolkovo, resulting in variability in the transaction price. The Company utilized the "expected value" approach in determining the amount that can be recognized. The Company estimated that it will be entitled to revenue of \$1.8 million from the Skolkovo grant, and recorded this amount as a cumulative-effect adjustment through accumulated deficit upon adoption of ASC 606. The remainder of \$0.2 million was recorded as a contract liability upon adoption of ASC 606.

During the year ended December 31, 2018, the Company made a decision to cease work relating to the Skolkovo grant. As a result, Skolkovo performed a formal review of project expenses incurred by the Company. Skolkovo concluded that the Company should (i) return unused grant funds to Skolkovo in the amount of less than \$0.1 million and (ii) reimburse \$0.1 million of costs deemed to have been overspent relative to the cost share requirement stipulated in the grant.

As of December 31, 2018, a contract liability of \$0.1 million remains on the balance sheet and will not be recognized as revenue until the expiration of the three-year audit period, or sooner, if resolution is reached with Skolkovo or there is a change in the estimate.

National Institutes of Health

On May 14, 2014, the National Institute on Drug Abuse ("NIDA"), part of the National Institutes of Health ("NIH"), provided the Company with a Notice of Award ("NoA"), for a grant relating to the preclinical development and clinical proof of concept for a synthetic nanoparticle (the "Project"). The grant will help advance the Company's development of the nanoparticle from a preclinical through early clinical stage and will provide support for one or more clinical trials. Under the terms of the grant, NIDA agreed to provide up to \$8.1 million in funding to be used to offset the qualifying expenses incurred by the Company. The grant was to be funded over the course of three years, according to budget forecasts prepared by the Company.

In accordance with ASC 605, revenue associated with this grant was recognized as the related research and development work was performed, and expenses incurred. Revenue under this grant arrangement was recognized using a proportional performance method. Amounts received prior to satisfying the ASC 605 revenue recognition criteria (if any) was recorded as deferred revenue on the balance sheet. Through December 31, 2017, the Company received and recognized under ASC 605 approximately \$7.2 million of grant revenue. The remaining \$0.9 million available under the grant requires a change to the overhead rate, which is subject to final reconciliation and approval from NIDA and, therefore, was not recognized under ASC 605.

The Company assessed this arrangement in accordance with ASC 606 and concluded that the contract counterparty, NIDA, is a customer. Furthermore, the Company determined that the agreement with NIDA has commercial substance, and that the grant should be accounted for as revenue. The Company identified the research and development services being provided to NIDA as the only performance obligation in the agreement.

Upon adoption of ASC 606, the remaining \$0.9 million was not recognized because the change to the overhead rate required approval from NIDA, and therefore, represents a contract modification. On December 19, 2018, the Company received supervisory review and approval of the overhead rate change from NIDA. During the fourth quarter of 2018, the Company recognized the full \$0.9 million of grant revenue from NIDA.

Impact of New Revenue Guidance on Financial Statement Line Items

The following table compares the reported consolidated balance sheet and statement of operations, as of and for the year ended December 31, 2018, to the pro-forma amounts had the previous guidance been in effect (in thousands):

Consolidated Balance Sheet	As of December 31, 2018	
	As reported	Pro forma as if the previous accounting was in effect
Assets		
Cash, cash equivalents, and restricted cash	\$ 37,403	\$ 37,403
Prepaid expenses and other current assets	4,673	4,673
Total current assets	42,076	42,076
Property and equipment, net	2,127	2,127
Restricted cash and other assets	279	279
Total assets	\$ 44,482	\$ 44,482
Liabilities and stockholders' equity		
Current liabilities:		
Accounts payable	\$ 1,100	\$ 1,100
Accrued expenses	11,700	11,700
Loan payable, current portion	21,385	21,385
Deferred revenue, current portion	959	959
Total current liabilities	35,144	35,144
Non-current liabilities:		
Deferred rent and lease incentive	34	34
Deferred revenue, net of current portion	13,818	15,648
Other long-term liabilities	904	904
Total liabilities	49,900	51,730
Stockholders' equity:		
Common stock	3	3
Additional paid-in capital	279,539	279,539
Receivable from stock option exercises	—	—
Accumulated deficit	(280,403)	(282,233)
Accumulated other comprehensive loss	(4,557)	(4,557)
Total stockholders' equity	(5,418)	(7,248)
Total liabilities and stockholders' equity	\$ 44,482	\$ 44,482

Total reported liabilities were \$1.8 million less than the pro-forma balance sheet, which assumes the previous guidance remained in effect as of December 31, 2018. The lower reported liabilities were due to reductions recognized to deferred revenue balances related to Skolkovo, which would remain deferred under ASC 605 as of December 31, 2018.

There was no difference in the amounts reported in the statement of operations under ASC 606 during the twelve months ended December 31, 2018, and the pro-forma statement of operations, which assumes the previous guidance remained in effect as of December 31, 2018.

Transaction Price Allocated to Future Performance Obligations

Remaining performance obligations represent the transaction price of contracts for which work has not been performed (or has been partially performed) and excludes unexercised contract options. As of December 31, 2018, the aggregate amount of the transaction price allocated to remaining performance obligations was \$8.6 million. The Company expects to recognize revenue on approximately 8.9% of the remaining performance obligations over the next 12 months.

Contract Balances from Contracts with Customers

The following table presents changes in the Company's contract liabilities during the twelve months ended December 31, 2018 (in thousands):

	Balance at Beginning of Period	Additions	Deductions	Balance at End of Period
Year Ended December 31, 2018				
Contract liabilities:				
Deferred revenue	\$ 14,876	\$ 903	\$ (1,002)	\$ 14,777
Other liabilities (i)	2,231	—	(105)	2,126
Total contract liabilities	\$ 17,107	\$ 903	\$ (1,107)	\$ 16,903

(i) As of December 31, 2018, the current portion of other liabilities in the amount of \$1.2 million is presented in the accrued expenses line of the consolidated balance sheet. The non-current portion of other liabilities in the amount of \$0.9 million is presented in the other long-term liabilities line of the consolidated balance sheet.

Deferred revenue

During the year ended December 31, 2018, the Company drew down \$0.9 million of grant funds from NIDA and received the required written approval from NIDA on December 19, 2018, however, amounts were not deferred at the beginning of the period.

During the year ended December 31, 2018, the Company made a decision to cease work relating to the Skolkovo grant. As a result, Skolkovo performed a formal review of project expenses incurred by the Company. Skolkovo concluded that the Company should return unused grant funds to Skolkovo, which resulted in a reduction to deferred revenue of less than \$0.1 million.

Other liabilities

In connection with its cost reimbursement arrangement with Spark, the Company received reimbursement invoices during the year ended December 31, 2018 amounting to approximately \$0.1 million, which reduced the other liability balance to \$2.1 million as of December 31, 2018.

The timing of revenue recognition and cash collections results in contract liabilities on the consolidated balance sheets. When consideration is received, or such consideration is unconditionally due, from a customer prior to transferring goods or services to the customer under the terms of a contract, a contract liability is recorded. Contract liabilities are recognized as revenue after control of the products or services is transferred to the customer and all revenue recognition criteria have been met.

14. Related-Party Transactions

In connection with the 2017 PIPE, the Company sold to Timothy Springer, Ph.D., a member of its Board of Directors, an aggregate of 338,791 shares of common stock at a purchase price equal to \$17.71 per share, which was equal to the most recent consolidated closing bid price on the Nasdaq Global Market on June 23, 2017. In addition, the Company sold warrants to Dr. Springer to purchase up to 79,130 shares of common stock (“Warrant Shares”), exercisable at \$17.71 per Warrant Share, and with a term of five years. The purchase price for each warrant was equal to \$0.125 for each Warrant Share, consistent with Nasdaq Global Market requirements for an “at the market” offering.

The Company incurred expenses for consulting services provided by its founders totaling \$0.2 million, \$0.2 million and \$0.3 million during the years ended December 31, 2018, 2017 and 2016, respectively.

15. Technology License Agreements

Massachusetts Institute of Technology

On November 25, 2008, the Company entered into an Exclusive Patent License agreement with the Massachusetts Institute of Technology (“MIT”), which is referred to as the Exclusive Patent License. The Company received an exclusive royalty-bearing license to utilize patents held by MIT in exchange for upfront consideration and annual license maintenance fees. Such fees are expensed as incurred and have not been material to any period presented. In the event the Company sublicenses the MIT patents to a third party, it will be required to remit to MIT a percentage (ranging from 10% to 30%) of sublicense income. In addition, the Company is obligated to pay MIT a certain amount upon the achievement of defined clinical milestones, up to a total of \$1.5 million. On December 18, 2008, the Company entered into a patent-cross-license agreement with BIND Therapeutics, Inc. whereby each party receives a license for the use of the other patents in their respective fields of use. In exchange for this license, the Company paid a one-time expense in 2008.

As of December 31, 2018, and in connection with the execution of the Spark License Agreement, the Company has made contractual payments pursuant to the Exclusive Patent License totaling \$2.2 million for the sublicense granted to Spark, and \$0.4 million relative to the calculated premium paid by Spark for the equity investments made under the Spark Purchase Agreement. The Company made no additional payments during the year ended December 31, 2018.

Shenyang Sunshine Pharmaceutical Co., Ltd

In May 2014, the Company entered into a license agreement with Shenyang Sunshine Pharmaceutical Co., Ltd. (“3SBio”), which is referred to as the 3SBio License. Pursuant to the 3SBio License, which was amended and restated in May 2017, the Company was granted an exclusive license to certain pegadricase (formerly pegsiticase)-related patents and related “know-how” owned or in-licensed by 3SBio for the worldwide (except for Greater China and Japan) development and commercialization of products based thereupon for human therapeutic, diagnostic and prophylactic use. Pegadricase is the new United States Adopted Name (USAN) for pegsiticase. The Company was also granted a worldwide (except for Greater China) exclusive license to develop, commercialize and manufacture or have manufactured products combining the Company’s proprietary ImmTOR technology with pegadricase or related compounds supplied by 3SBio (or otherwise supplied if the Company’s rights to manufacture are in effect) for human therapeutic, diagnostic and prophylactic use. The Company was also granted a co-exclusive license to manufacture and have manufactured pegadricase and related compounds for preclinical and clinical use or, if the 3SBio License is terminated for 3SBio’s material breach, for any use under the 3SBio License. Otherwise, the Company is obligated to obtain all of its supply of such compounds for Phase 3 clinical trials and commercial use from 3SBio under the terms of supply agreements to be negotiated.

Pursuant to the 3SBio License, the Company is required to use commercially reasonable efforts to develop and commercialize a product containing pegadricase or a related compound. If the Company does not commercialize any such product in a particular country in Asia, Africa or South America within 48 months after approval of any such product in the United States or a major European country, then 3SBio will have the right to do so, but only until the Company commercializes a product combining the Company’s ImmTOR technology with any such compound in such country. The Company has paid to 3SBio an aggregate of \$1.0 million in upfront and milestone-based payments under the 3SBio License. An additional liability totaling \$2.0 million for milestone payments was expensed in 2016 and was included within accounts payable on the balance sheet as of December 31, 2016. The Company is required to make future payments to 3SBio contingent upon the occurrence of events related to the achievement of clinical and regulatory approval milestones of up to an aggregate of \$21.0 million for products containing the Company’s ImmTOR technology, and up to an aggregate of \$41.5 million for products without the Company’s ImmTOR technology. The Company is also required to pay 3SBio tiered royalties on annual worldwide net sales (on a country-by-country and product-by-product basis) related to the pegadricase component of products at percentages ranging from the low-to-mid single digits for products containing the Company’s ImmTOR technology, and a range of no more than ten percent points from the mid-single digits to low double-digits for products without the Company’s ImmTOR technology. The Company will pay these royalties to 3SBio, subject to specified reductions, on a country-by-country and product-by-product basis until the later of

(i) the date that all of the patent rights for that product have expired in that country, or (ii) a specified number of years from the first commercial sale of such product in such country.

The 3SBio License expires on the date of expiration of all of the Company's royalty payment obligations unless earlier terminated by either party for an uncured material default or for the other party's bankruptcy. Any such termination by 3SBio for material default may be on a country-by-country or product-by-product basis in certain circumstances. The Company may also terminate the 3SBio License on a country-by-country or product-by-product basis for any reason effective upon 60 days' prior written notice to 3SBio or, with respect to a given product, immediately upon written notice to 3SBio if the Company identifies a safety or efficacy concern related to such product.

Massachusetts Eye and Ear Infirmary and The Schepens Eye Research Institute, Inc.

In May 2016, the Company entered into a license agreement with the Massachusetts Eye and Ear Infirmary and The Schepens Eye Research Institute, Inc. (collectively, "MEE"), which is referred to as the MEE License. Under the MEE License, the Company was granted an exclusive commercial worldwide license, with the right to grant sublicenses through multiple tiers, to make, have made, use, offer to sell, sell and import certain products and to practice certain processes, the sale, use or practice of which are covered by patents and proprietary know-how owned or controlled by MEE, for use of Anc80 gene therapy vectors for gene augmentation therapies expressing certain target sequences.

MEE also granted the Company exclusive options to exclusively license certain of their intellectual property rights relating to several additional target sequences and variations thereof each linked to a specified disease. During a defined option period, the Company may exercise this right for up to a designated number of target sequences. If the Company exercises its options, under certain circumstances, the Company may substitute alternative target sequences for previously selected target sequences.

The Company agreed to use commercially reasonable efforts to develop and commercialize licensed products pursuant to a development plan, and to market and sell at least one product for each target sequence for which the Company exercised its option as soon as reasonably practicable. Subject to certain exceptions, following commercial launch, the Company must use commercially reasonable efforts to market, sell, and maintain public availability of licensed products in a certain number of specified major markets.

Pursuant to the MEE License, the Company agreed to pay MEE a license fee in the low six figures, annual license maintenance fees ranging from the mid-twenty thousands to mid-seventy thousands and an option maintenance fee in the low five figures for each exercisable option. The Company also agreed to reimburse MEE for a specified percentage of the past patent expenses for the patents licensed to the Company. The Company also agreed to pay development milestones on a licensed product-by-licensed product basis, totaling up to an aggregate of between \$4.2 million to \$37.0 million and sales milestones on a licensed product-by-licensed product basis, totaling up to an aggregate of between \$50.0 million to \$70.0 million; tiered royalties on a licensed product-by-licensed product and country-by-country basis equal to a percentage of net sales ranging from mid-single digits to mid-teens, subject to the prevalence of the targeted disease and certain reductions; and a percentage, in a range expected to be in the mid-teens depending on timing, of any sublicense income the Company receives from sublicensing its rights granted thereunder, subject to certain reductions and exclusions. Upon exercise of each option, the Company agreed to pay MEE an option exercise fee ranging from low-six figures to mid-six figures, depending on the prevalence of the targeted disease.

The MEE License will continue until the expiration of the last to expire of the patent rights licensed thereunder. The Company may terminate the MEE License in whole or in part upon prior written notice. MEE may terminate the MEE License on a target sequence-by-target sequence basis if the Company fails to make any scheduled payments in respect of such target sequence or if the Company materially breaches a diligence obligation in respect of such target sequence, in each case if the Company fails to cure within a specified time period. MEE may terminate the MEE License in its entirety if the Company materially breaches certain of its obligations related to diligence, representations and warranties, and maintenance of insurance; if the Company challenges the validity or enforceability of any patents licensed thereunder; if any of the Company's executive officers are convicted of a felony relating to manufacture, use, sale or importation of licensed products; or upon the Company's insolvency or bankruptcy.

Through December 31, 2018, the Company paid a total of \$0.4 million in license fees due under the MEE License. No license fees are accrued under the MEE License as of December 31, 2018.

16. Income Taxes

The Company provides for income taxes under ASC 740. Under ASC 740, the Company provides deferred tax assets and liabilities for the expected future tax consequences of temporary differences between the Company's financial statement carrying amounts and the tax bases of assets and liabilities using enacted tax rates expected to be in effect in the years in which the differences are expected to reverse.

For the years ended December 31, 2018, 2017 and 2016, the Company did not record a current or deferred income tax expense or benefit. The following table reconciles the federal statutory income rate to the Company's effective income tax rate:

	Year Ended December 31,		
	2018	2017	2016
Statutory U.S. federal rate	21.0 %	34.0 %	34.0 %
State income taxes - net of federal benefit	7.0 %	5.8 %	5.8 %
Permanent items	(0.5)%	(0.1)%	(1.1)%
Research tax credits/other	1.6 %	0.5 %	1.3 %
Change in enacted rates	— %	(35.8)%	— %
Valuation allowance, net	(29.1)%	(6.7)%	(39.8)%
Other	— %	2.3 %	(0.2)%
Effective income tax rate	— %	— %	— %

The tax effects of temporary differences that give rise to the Company's net deferred tax assets are as follows (in thousands):

	Year Ended December 31,	
	2018	2017
Deferred Tax Assets		
Net operating loss carryforwards	\$ 59,126	\$ 44,146
Research and development credits	5,780	4,092
Stock-based compensations expense	1,946	959
Deferred rent and other expenses	458	263
Deferred revenue	4,037	4,021
Patent costs/amortization	4,881	4,264
Gross deferred tax assets	76,228	57,745
Deferred Tax Liabilities		
Depreciation	\$ (66)	\$ (108)
Gross deferred tax liabilities	(66)	(108)
Net deferred tax assets	76,162	57,637
Valuation allowance	(76,162)	(57,637)
Net deferred tax assets	\$ —	\$ —

The Company has provided a full valuation allowance against its net deferred tax assets, as the Company believes that it is more likely than not that the deferred tax assets will not be realized.

Realization of future tax benefits is dependent on many factors, including the Company's ability to generate taxable income within the net operating loss carryforward period. The Company has evaluated the positive and negative evidence bearing upon the realizability of its deferred tax assets and concluded that it is more likely than not that the Company will not realize the benefit of its deferred tax assets. The valuation allowance increased by \$18.5 million and \$4.7 million for the years ended December 31, 2018 and 2017, respectively, primarily as a result of an increase in net operating loss. In 2014, the Company's Russian subsidiary was granted a 10 year tax holiday in Russia. The Company's foreign operations continue to benefit from the tax holiday, which is set to expire on December 31, 2023, however the Company is in the process of closing down operations in Russia and does not expect any tax liability.

At December 31, 2018, the Company had federal and state net operating loss carryforwards of \$217.7 million and \$212.1 million, respectively, which will expire at various times through 2038. Of the federal net operating loss carryforwards, \$55.2 million can be carried forward indefinitely. The Company also has federal and state research and development tax credit carryforwards of \$3.6 million and \$2.8 million, respectively, available to reduce future tax liabilities, which will expire at various times through 2038.

On December 22, 2017, the President of the United States signed into law the Tax Cuts and Jobs Act ("Tax Reform Act"). The legislation significantly changes U.S. tax law by, among other things, lowering corporate income tax rates, implementing a territorial tax system, expanding the tax base and imposing a tax on deemed repatriated earnings of foreign subsidiaries. The Tax Reform Act permanently reduces the U.S. corporate federal income tax rate from a maximum of 35% to a flat 21% rate, effective January 1, 2018. The Company has recognized the impact of the Tax Reform Act in these consolidated financial statements and related disclosures. The impact of the remeasurement of the Company's U.S. deferred tax assets and liabilities to 21% resulted in the reduction of deferred tax assets of approximately \$23.4 million, which was offset by a full valuation

allowance, thus there was no net effect. The Company recorded no tax expense related to the deemed repatriation tax because its foreign entity, Selecta (RUS) is a foreign disregarded entity, which is not subject to the repatriation tax.

In December 2017, the SEC staff issued SAB 118 to address the application of GAAP in situations when a registrant does not have the necessary information available, prepared, or analyzed (including computations) in reasonable detail to complete the accounting for certain income tax effects of H.R.1. The Company did not record any adjustments in the year ended December 31, 2018 to provisional amounts. As of December 31, 2018, the Company's accounting treatment is complete.

Utilization of the net operating loss and research and development credit carryforwards may be subject to a substantial annual limitation under Section 382 and 383 of the Internal Revenue Code due to ownership change limitations that have occurred previously, or that could occur in the future. These ownership changes may limit the amount of net operating loss and research and development credit carryforwards that can be utilized annually to offset future taxable income and tax, respectively.

In January 2019, the Company completed an equity offering that it believes will result in an ownership change under Section 382 of the Internal Revenue Code. Based upon estimates, the Company believes that deferred tax assets of \$49.5 million, related to federal and Massachusetts net operating losses and credits, will no longer be available going forward. Such amounts are offset by a full valuation allowance at December 31, 2018. The Company will finalize this calculation in 2019.

The Company applies ASC 740, Income Taxes to uncertain tax positions. As of the adoption date on January 1, 2010 and through December 31, 2018, the Company had no unrecognized tax benefits or related interest and penalties accrued.

The Company has not, as of yet, conducted a study of its research and development credit carryforwards. This study may result in an adjustment to the Company's research and development credit carryforwards; however, until a study is completed and any adjustment is known, no amounts are being presented as an uncertain tax position. A full valuation allowance has been provided against the Company's research and development credits and, if an adjustment is required, this adjustment would be offset by an adjustment to the valuation allowance. As a result, there would be no impact to the consolidated balance sheets, statements of operations and comprehensive loss, or cash flows if an adjustment was required.

Interest and penalty charges, if any, related to unrecognized tax benefits would be classified as income tax expense in the accompanying statement of operations. As of December 31, 2018, the Company had no accrued interest related to uncertain tax positions.

The statute of limitations for assessment by the Internal Revenue Service and Massachusetts tax authorities is open for tax years since inception. The Company files income tax returns in the United States and Massachusetts. There are currently no federal, state or foreign audits in progress.

17. Defined Contribution Plan

The Company maintains a defined contribution plan under Section 401(k) of the Internal Revenue Code (the "401(k) Plan"). The 401(k) Plan covers all employees who meet defined minimum age and service requirements, and allows participants to defer a portion of their annual compensation on a pretax basis. The 401(k) Plan provides for matching contributions on a portion of participant contributions pursuant to the 401(k) Plan's matching formula. All matching contributions vest ratably over 4 years and participant contributions vest immediately. Contributions by the Company totaled \$0.2 million, \$0.2 million and \$0.1 million during each of the years ended December 31, 2018, 2017 and 2016, respectively.

18. Subsequent Events

Corporate Restructuring

On December 21, 2018, the Board of Directors (the "Board") of the Company approved a plan to reduce Selecta's budgeted headcount by approximately 36% (the "Workforce Reduction") following a strategic review of the Company's business. The Workforce Reduction aimed to align Selecta's workforce with the Company's recently announced strategy to focus on the development of the Company's lead product candidate, SEL-212, for the treatment of chronic refractory gout, and advancement of the Company's ImmTOR technology in the area of gene therapy, specifically ImmTOR in combination with AAV gene therapy for the treatment of Crigler-Najjar Syndrome ("CN"), as well as the deprioritization of the Company's oncology development program. While the Workforce Reduction generally affected employees in all areas of Selecta, primarily affected were those working in research and related general and accounting functions. The Workforce Reduction resulted in the termination of approximately 17 employment positions effective January 3, 2019, and the affected employees were notified on the same date. Since the Company does not have a pre-existing severance plan, the restructuring activity will be accounted for under ASC 420 and since the employees were notified after year end and exited within the minimum retention period, a charge totaling approximately \$0.5 million will be recorded in the first quarter. Following the Workforce Reduction, Selecta expects to have approximately 45 full-time employment positions and to be appropriately resourced to continue executing on its current strategy.

In addition, the Company decided to vacate certain office space in Watertown, MA on January 11, 2019 and consolidated all employees at its corporate headquarters also in Watertown, MA. The lease term expires in March 2020.

Public Offering

On January 23, 2019, the Company entered into an underwriting agreement (the “Underwriting Agreement”) with Stifel, Nicolaus & Company, Incorporated, as representative of the several underwriters named therein (collectively, the “Underwriters”), in connection with the public offering, issuance and sale by the Company of 20,000,000 shares of the Company’s common stock, \$0.0001 par value per share, at a public offering price of \$1.50 per share, less underwriting discounts and commissions, pursuant to an effective shelf registration statement on Form S-3 (Registration No. 333-219900) and a related prospectus supplement filed with the Securities and Exchange Commission. Under the terms of the Underwriting Agreement, the Company has also granted the Underwriters an option exercisable for 30 days to purchase up to an additional 3,000,000 shares of its common stock at the public offering price, less underwriting discounts and commissions.

On January 25, 2019, the Company closed the offering of 20,000,000 shares at a public offering price of \$1.50 per share. Effective January 29, 2019, an additional 2,188,706 shares were sold at a public offering price of \$1.50 per share. The total net proceeds from the offering was \$31.3 million, after deducting underwriting discounts and commissions.

The Company intends to use the net proceeds of the offering and a portion of its existing cash and cash equivalents to advance the clinical development of SEL-212, including the completion of a head-to-head (COMPARE) clinical trial of SEL-212 compared to the current FDA-approved uricase therapy, completion of the Phase 2 clinical trial and preparations for a Phase 3 clinical trial, pursue other preclinical programs, including gene therapy development work, and for other operational activities and general corporate purposes.

19. Selected Quarterly Financial Data (Unaudited)

The following table summarizes unaudited quarterly financial data for the years ended December 31, 2018 and 2017 (in thousands, except per share data).

	Three Months Ended (unaudited)			
	March 31,	June 30,	September 30,	December 31,
	2018	2018	2018	2018
Grant and collaboration revenue	\$ —	\$ —	\$ —	\$ 903
Operating expenses	\$ 15,813	\$ 18,769	\$ 15,941	\$ 15,402
Net loss	\$ (15,888)	\$ (18,796)	\$ (16,001)	\$ (14,651)
Net loss attributable to common stockholders	\$ (15,888)	\$ (18,796)	\$ (16,001)	\$ (14,651)
Net loss per share attributable to common stockholders, basic and diluted	\$ (0.71)	\$ (0.84)	\$ (0.71)	\$ (0.65)

	Three Months Ended (unaudited)			
	March 31,	June 30,	September 30,	December 31,
	2017	2017	2017	2017
Grant and collaboration revenue	\$ 137	\$ 26	\$ 27	\$ 17
Operating expenses	\$ 14,919	\$ 15,897	\$ 13,881	\$ 19,294
Net loss	\$ (15,134)	\$ (15,967)	\$ (14,676)	\$ (19,544)
Net loss attributable to common stockholders	\$ (15,134)	\$ (15,967)	\$ (14,676)	\$ (19,544)
Net loss per share attributable to common stockholders, basic and diluted	\$ (0.82)	\$ (0.85)	\$ (0.66)	\$ (0.88)

AMENDMENT TO CONSULTING AGREEMENT

This Amendment to Consulting Agreement (the "Amendment") is made as of December 31, 2018 between Selecta Biosciences, Inc., a Delaware corporation (the "Company"), and Omid Farokhzad, M.D. (the "Consultant").

WHEREAS, the parties entered into a Consulting Agreement dated as of May 30, 2018 (the "Agreement") and wish to amend certain terms of the Agreement.

NOW, THEREFORE, in consideration of the foregoing and the mutual promises and covenants set forth herein and in the Agreement, the parties hereby agree as follows:

1. Defined Terms. Capitalized terms used, but not defined, herein shall have the meanings ascribed to them in the Agreement.
2. Term. The parties agree to delete Section 4 of the Agreement in its entirety and replace it with the following:

Term. The term of this Agreement will begin on April 1, 2018 and will end on December 31, 2019; provided, however, that the term may be extended by mutual agreement of the Company and the Consultant. The Company may terminate this Agreement at any time for any reason, without cause and without prior notice.

3. Schedule A: The parties agree the following shall be added to "2. Compensation" set forth in Schedule A:

On December 2, 2018, the Company granted the Consultant an option to purchase 75,000 shares of the Company's common stock (the "Option"), subject to the terms and conditions of the Company's 2016 Incentive Award Plan (the "2016 Plan") and a stock option agreement between the Company and the Consultant. Subject to its terms, the Option shall continue to vest after termination of this Agreement, for as long as the Consultant serves the Company as a Service Provider (as defined in the 2016 Plan).

The Company shall compensate Consultant in consideration of Consultant's performance of the Services hereunder, for the period beginning January 1, 2019 and ending December 31, 2019, in the amount of \$85,000, to be paid quarterly in arrears beginning on March 31, 2019 and prorated for any partial period of service.

4. All other terms and conditions of the Agreement that are not amended by this Amendment shall remain in full force and effect. If there is conflict between this Amendment and the Agreement, the terms of the Amendment will prevail.
-

IN WITNESS WHEREOF, the Parties have caused this Amendment to be executed as an agreement under seal as of the date first written above.

SELECTA BIOSCIENCES,INC

By: /s/Carsten Brunn, Ph.D.
Name: Carsten Brunn, Ph.D.
Title: President and Chief Executive Officer

CONSULTANT

By: /s/Omid Farokhzad, M.D.
Name: Omid Farokhzad, M.D.
Title: Chairman

Consent of Independent Registered Public Accounting Firm

We consent to the incorporation by reference in the following Registration Statements:

- (1) Registration Statement (Form S-8, File No. 333-212215) pertaining to the 2008 Stock Incentive Plan, as amended, the 2016 Incentive Award Plan and the 2016 Employee Stock Purchase Plan of Selecta Biosciences, Inc.,
- (2) Registration Statement (Form S-8, File No. 333-224109) pertaining to the 2016 Incentive Awards Plan and the 2016 Employee Stock Purchase Plan,
- (3) Registration Statement (Form S-8, File No. 333-228264) pertaining to the 2018 Employment Inducement Incentive Award Plan,
- (4) Registration Statement (Form S-3, File No. 333-219262), and
- (5) Registration Statement (Form S-3, File No. 333-219900);

of our report dated March 15, 2019 with respect to the consolidated financial statements of Selecta Biosciences, Inc. included in this Annual Report (Form 10-K) of Selecta Biosciences, Inc. for the year ended December 31, 2018.

/s/ Ernst & Young LLP

Boston, Massachusetts
March 15, 2019

CERTIFICATIONS

I, Carsten Brunn, certify that:

1. I have reviewed this Annual Report on Form 10-K of Selecta Biosciences, Inc.;
2. Based on my knowledge, this report does not contain any untrue statement of a material fact or omit to state a material fact necessary to make the statements made, in light of the circumstances under which such statements were made, not misleading with respect to the period covered by this report;
3. Based on my knowledge, the financial statements, and other financial information included in this report, fairly present in all material respects the financial condition, results of operations and cash flows of the registrant as of, and for, the periods presented in this report;
4. The registrant's other certifying officer and I are responsible for establishing and maintaining disclosure controls and procedures (as defined in Exchange Act Rules 13a-15(e) and 15d-15(e)) and internal control over financial reporting (as defined in Exchange Act Rules 13a-15(f) and 15d-15(f)) for the registrant and have:
 - (a) Designed such disclosure controls and procedures, or caused such disclosure controls and procedures to be designed under our supervision, to ensure that material information relating to the registrant, including its consolidated subsidiaries, is made known to us by others within those entities, particularly during the period in which this report is being prepared;
 - (b) Designed such internal control over financial reporting, or caused such internal control over financial reporting to be designed under our supervision, to provide reasonable assurance regarding the reliability of financial reporting and the preparation of financial statements for external purposes in accordance with generally accepted accounting principles;
 - (c) Evaluated the effectiveness of the registrant's disclosure controls and procedures and presented in this report our conclusions about the effectiveness of the disclosure controls and procedures, as of the end of the period covered by this report based on such evaluation; and
 - (d) Disclosed in this report any change in the registrant's internal control over financial reporting that occurred during the registrant's most recent fiscal quarter (the registrant's fourth fiscal quarter in the case of an annual report) that has materially affected, or is reasonably likely to materially affect, the registrant's internal control over financial reporting; and
5. The registrant's other certifying officer and I have disclosed, based on our most recent evaluation of internal control over financial reporting, to the registrant's auditors and the audit committee of the registrant's board of directors (or persons performing the equivalent functions):
 - (a) All significant deficiencies and material weaknesses in the design or operation of internal control over financial reporting which are reasonably likely to adversely affect the registrant's ability to record, process, summarize and report financial information; and
 - (b) Any fraud, whether or not material, that involves management or other employees who have a significant role in the registrant's internal control over financial reporting.

March 15, 2019

/s/ Carsten Brunn, Ph.D.

Carsten Brunn, Ph.D.

President and Chief Executive Officer, and Director

CERTIFICATIONS

I, John Leaman, certify that:

1. I have reviewed this Annual Report on Form 10-K of Selecta Biosciences, Inc.;
2. Based on my knowledge, this report does not contain any untrue statement of a material fact or omit to state a material fact necessary to make the statements made, in light of the circumstances under which such statements were made, not misleading with respect to the period covered by this report;
3. Based on my knowledge, the financial statements, and other financial information included in this report, fairly present in all material respects the financial condition, results of operations and cash flows of the registrant as of, and for, the periods presented in this report;
4. The registrant's other certifying officer and I are responsible for establishing and maintaining disclosure controls and procedures (as defined in Exchange Act Rules 13a-15(e) and 15d-15(e)) and internal control over financial reporting (as defined in Exchange Act Rules 13a-15(f) and 15d-15(f)) for the registrant and have:
 - (a) Designed such disclosure controls and procedures, or caused such disclosure controls and procedures to be designed under our supervision, to ensure that material information relating to the registrant, including its consolidated subsidiaries, is made known to us by others within those entities, particularly during the period in which this report is being prepared;
 - (b) Designed such internal control over financial reporting, or caused such internal control over financial reporting to be designed under our supervision, to provide reasonable assurance regarding the reliability of financial reporting and the preparation of financial statements for external purposes in accordance with generally accepted accounting principles;
 - (c) Evaluated the effectiveness of the registrant's disclosure controls and procedures and presented in this report our conclusions about the effectiveness of the disclosure controls and procedures, as of the end of the period covered by this report based on such evaluation; and
 - (d) Disclosed in this report any change in the registrant's internal control over financial reporting that occurred during the registrant's most recent fiscal quarter (the registrant's fourth fiscal quarter in the case of an annual report) that has materially affected, or is reasonably likely to materially affect, the registrant's internal control over financial reporting; and
5. The registrant's other certifying officer and I have disclosed, based on our most recent evaluation of internal control over financial reporting, to the registrant's auditors and the audit committee of the registrant's board of directors (or persons performing the equivalent functions):
 - (a) All significant deficiencies and material weaknesses in the design or operation of internal control over financial reporting which are reasonably likely to adversely affect the registrant's ability to record, process, summarize and report financial information; and
 - (b) Any fraud, whether or not material, that involves management or other employees who have a significant role in the registrant's internal control over financial reporting.

March 15, 2019

/s/ John Leaman, M.D.

John Leaman, M.D.

*Chief Financial Officer, Head of Corporate
Strategy and Treasurer*

**CERTIFICATION PURSUANT TO
18 U.S.C. SECTION 1350,
AS ADOPTED PURSUANT TO
SECTION 906 OF THE SARBANES-OXLEY ACT OF 2002**

I, Carsten Brunn, President and Chief Executive Officer of Selecta Biosciences, Inc. (the “Company”), hereby certify, pursuant to 18 U.S.C. §1350, as adopted pursuant to §906 of the Sarbanes-Oxley Act of 2002, that, to the best of my knowledge:

1. The Annual Report on Form 10-K of the Company for the period ended December 31, 2018 (the “Report”) fully complies with the requirements of Section 13(a) or 15(d) of the Securities Exchange Act of 1934, as amended; and
2. The information contained in the Report fairly presents, in all material respects, the financial condition and results of operations of the Company.

March 15, 2019

/s/ Carsten Brunn, Ph.D.

Carsten Brunn, Ph.D.

President and Chief Executive Officer, and Director

**CERTIFICATION PURSUANT TO
18 U.S.C. SECTION 1350,
AS ADOPTED PURSUANT TO
SECTION 906 OF THE SARBANES-OXLEY ACT OF 2002**

I, John Leaman, Chief Financial Officer of Selecta Biosciences, Inc. (the “Company”), hereby certify, pursuant to 18 U.S.C. §1350, as adopted pursuant to §906 of the Sarbanes-Oxley Act of 2002, that, to the best of my knowledge:

1. The Annual Report on Form 10-K of the Company for the period ended December 31, 2018 (the “Report”) fully complies with the requirements of Section 13(a) or 15(d) of the Securities Exchange Act of 1934, as amended; and
2. The information contained in the Report fairly presents, in all material respects, the financial condition and results of operations of the Company.

March 15, 2019

/s/ John Leaman, M.D.

John Leaman, M.D.
*Chief Financial Officer, Head of Corporate Strategy and
Treasurer*