

SECURITIES & EXCHANGE COMMISSION EDGAR FILING

United States Antimony Corp.

Form: 10-K

Date Filed: 2013-03-18

Corporate Issuer CIK: 101538

Symbol: UAMY

SIC Code: 3330

Fiscal Year End: 12/31

UNITED STATES
SECURITIES AND EXCHANGE COMMISSION
Washington, D.C. 20549

FORM 10-K

(Mark One)

ANNUAL REPORT UNDER SECTION 13 OR 15(d) OF THE SECURITIES EXCHANGE ACT OF 1934

For the fiscal year ended December 31, 2012

TRANSITION REPORT UNDER SECTION 13 OR 15(d) OF THE SECURITIES EXCHANGE ACT OF 1934

For the transition period _____ to _____

Commission file number 001-08675

UNITED STATES ANTIMONY CORPORATION

(Exact name of registrant as specified in its charter)

Montana

(State or other jurisdiction of incorporation or organization)

81-0305822

(I.R.S. Employer Identification No.)

P.O. Box 643, Thompson Falls, Montana

(Address of principal executive offices)

59873

(Zip Code)

Registrant's telephone number, including area code: (406) 827-3523

Securities registered pursuant to Section 12(b) of the Act: None

Securities registered pursuant to Section 12(g) of the Act: Common Stock, par value \$.01 per share

Check whether the issuer (1) filed all reports required to be filed by Section 13 or 15(d) of the Exchange Act during the past 12 months (or for such shorter period that the registrant was required to file such reports), and (2) has been subject to such filing requirements for the past 90 days. Yes No

Check if there is no disclosure of delinquent filers in response to Item 405 of Regulation S-K contained in this form and will not be contained, to the best of registrant's knowledge, in definitive proxy or information statements incorporated by reference in Part III of this Form 10-K or any amendment to this Form 10-K.

Indicate by check mark whether the registrant is a large accelerated filer, an accelerated filer, a non-accelerated filer, or a smaller reporting company. See definitions of "large accelerated filer," "accelerated filer" and "small reporting company" in Rule 12b-2 of the Exchange Act.

Large Accelerated Filer

Accelerated Filer

Non-Accelerated Filer

Smaller reporting company

Indicate by check mark whether the registrant is a shell company (as defined in Rule 12b-2 of the Exchange Act) Yes No

The aggregate market value of the voting stock held by non-affiliates of the registrant, based on the average bid price of such stock, was \$197,142,466 as of June 30, 2012.

At March 14, 2013, the registrant had 61,896,726 outstanding shares of par value \$0.01 common stock.

TABLE OF CONTENTS

PART I

<u>ITEM 1.</u>	<u>DESCRIPTION OF BUSINESS</u>	3
	<u>General</u>	3
	<u>History</u>	3
	<u>Overview-2011</u>	3
	<u>Antimony Division</u>	4
	<u>Zeolite Division</u>	7
	<u>Environmental Matters</u>	8
	<u>Employees</u>	9
	<u>Other</u>	9

<u>ITEM 1A.</u>	<u>RISK FACTORS</u>	9
-----------------	---------------------	---

<u>ITEM 1B.</u>	<u>UNRESOLVED STAFF COMMENTS</u>	10
-----------------	----------------------------------	----

<u>ITEM 2.</u>	<u>DESCRIPTION OF PROPERTIES</u>	10
	<u>Antimony Division</u>	10
	<u>Zeolite Division</u>	16

<u>ITEM 3.</u>	<u>LEGAL PROCEEDINGS</u>	22
----------------	--------------------------	----

<u>ITEM 4.</u>	<u>NONE</u>	22
----------------	-------------	----

PART II

<u>ITEM 5.</u>	<u>MARKET FOR COMMON EQUITY AND RELATED STOCKHOLDER MATTERS</u>	22
----------------	---	----

<u>ITEM 6.</u>	<u>SELECTED FINANCIAL DATA</u>	24
----------------	--------------------------------	----

<u>ITEM 7.</u>	<u>MANAGEMENT'S DISCUSSION AND ANALYSIS OR PLAN OF OPERATIONS</u>	25
----------------	---	----

<u>ITEM 7A.</u>	<u>QUANTITATIVE AND QUALITATIVE DISCLOSURES ABOUT MARKET RISK</u>	30
-----------------	---	----

<u>ITEM 7B.</u>	<u>CRITICAL ACCOUNTING ESTIMATES</u>	30
-----------------	--------------------------------------	----

<u>ITEM 8.</u>	<u>FINANCIAL STATEMENTS</u>	30
----------------	-----------------------------	----

<u>ITEM 9.</u>	<u>CHANGES IN AND DISAGREEMENTS WITH ACCOUNTANTS ON ACCOUNTING AND FINANCIAL DISCLOSURE</u>	31
----------------	---	----

<u>ITEM 9A.</u>	<u>CONTROLS AND PROCEDURES</u>	31
-----------------	--------------------------------	----

<u>ITEM 9B.</u>	<u>OTHER INFORMATION</u>	34
-----------------	--------------------------	----

PART III

<u>ITEM 10.</u>	<u>DIRECTORS, EXECUTIVE OFFICERS, PROMOTERS AND CONTROL PERSONS AND COMPLIANCE WITH SECTION 16(A) OF THE EXCHANGE ACT</u>	35
-----------------	---	----

<u>ITEM 11.</u>	<u>EXECUTIVE COMPENSATION</u>	37
-----------------	-------------------------------	----

<u>ITEM 12.</u>	<u>SECURITY OWNERSHIP OF CERTAIN BENEFICIAL OWNERS AND MANAGEMENT</u>	38
-----------------	---	----

<u>ITEM 13.</u>	<u>CERTAIN RELATIONSHIPS AND RELATED TRANSACTIONS</u>	40
-----------------	---	----

<u>ITEM 14.</u>	<u>PRINCIPAL ACCOUNTANT FEES AND SERVICES</u>	40
-----------------	---	----

PART IV

<u>ITEM 15.</u>	<u>EXHIBITS AND REPORTS ON FORM 8-K</u>	41
-----------------	---	----

<u>SIGNATURES</u>		45
-------------------	--	----

<u>CERTIFICATIONS</u>		
-----------------------	--	--

<u>FINANCIAL STATEMENTS</u>		F-1-F21
-----------------------------	--	---------

ITEM 1. DESCRIPTION OF BUSINESS

General

Explanatory Note: As used in this report, the terms "we," "us" and "our" are used to refer to United States Antimony Corporation and, as the context requires, its management.

Some of the information in this Form 10-K contains forward-looking statements that involve substantial risks and uncertainties. You can identify these statements by forward-looking words as "may," "will," "expect," "anticipate," "believe," "estimate" and "continue," or similar words. You should read statements that contain these words carefully because they:

- discuss our future expectations;
- contain projections of our future results of operations or of our financial condition; and
- state other "forward-looking" information.

History

United States Antimony Corporation, or USAC, was incorporated in Montana in January 1970 to mine and produce antimony products. In December 1983, we suspended antimony mining operations but continued to produce antimony products from domestic and foreign sources. In April 1998, we formed United States Antimony SA de CV or USAMSA, to mine and smelt antimony in Mexico. Bear River Zeolite Company or BRZ, was incorporated in 2000, and it is mining and producing zeolite in southeastern Idaho. On August 19, 2005, USAC formed Antimonio de Mexico, S. A. de C. V. to explore and develop antimony and silver deposits in Mexico, which is presently being merged into USAMSA. Our principal business is the production and sale of antimony, silver, gold, and zeolite products. On May 16, 2012, we started trading on the NYSE MKT under the symbol UAMY.

Overview

Antimony Sales

Although the volume of antimony (metal contained) sold was comparable for 2012 and 2011, a decrease in the average sales price of antimony (metal contained basis) of \$1.19 per pound saw our gross sales of antimony decrease \$1,653,187, and our gross profit from antimony decrease from \$1,556,013 in 2011 to \$672,939 in 2012. During 2011, sales of our antimony products increased approximately 66% from 2010 due to both an increase in volume of product sold and an increase in price. The gross profit of the Antimony Division increased from \$903,560 in 2010 to \$1,556,013 in 2011.

Zeolite Sales

Although our sales volume of zeolite in 2012 was similar to 2011, our average sales price per ton increased by \$43.76, from \$168.83 per ton to \$212.59 per ton, an increase of 25.9%. The increase in price was primarily due to an additive to our product for one customer. The additive was also the main reason that our cost of production increased from \$100.81 per ton in 2011 to \$132.81 in 2012. During 2012, sales of zeolite increased \$598,058, and the gross profit increased from \$118,185 in 2011 to \$361,961 in 2012. During 2011, sales of zeolite decreased 15% from 2010 due to less demand, and the gross profit decreased from \$470,172 in 2010 to \$118,185 in 2011.

Precious Metals Sales

Following is a schedule of our precious metals sales:

Precious Metals Sales	2009	2010	2011	2012
Silver/Gold				
Ounces Gold Shipped (Au)	31.797	101.127	161.711	102.319
Ounces Silver Shipped (Ag)	6,870.10	31,545.22	17,472.99	20,237.70
Total Revenues	\$ 39,494	\$ 483,307	\$ 667,813	\$ 647,554

Antimony Division

Our antimony smelter and precious metals plant is located in the Burns Mining District of Sanders County, Montana, approximately 15 miles west of Thompson Falls, MT. We hold 2 patented mill sites where the plant is located. We have no "proven reserves" or "probable reserves" of antimony, as these terms are defined by the Securities and Exchange Commission. Environmental restrictions preclude mining at this site.

Mining was suspended in December 1983, because antimony could be purchased more economically from foreign sources.

For 2012, and since 1983, we depended on foreign sources for raw materials, and there are risks of interruption in procurement from these sources and/or volatile changes in world market prices for these materials that are not controllable by us. We have developed sources of antimony through our sites in Mexico and, although we are still partially reliant on foreign companies for raw material, we expect that a majority of our raw materials will come from our own properties for 2013 and later years. We continue working with suppliers in North America, Central America, Europe and South America.

We currently own 100% of the common stock, equipment, and the lease on real property of United States Antimony, Mexico S.A. de C.V. or USAMSA, which was formed in April 1998. We currently own 100% of the stock in Antimony de Mexico SA de CV (AM) which owns the San Miguel property. USAMSA has three divisions (1) the Madero smelter in Coahuila that started expanded operations in late 2012, (2) the Puerto Blanco flotation mill in Guanajuato that started operating in late 2012, and (3) the Los Juarez mineral deposit that includes concessions in Queretaro that began producing ore in late 2012.

In our existing operations in Montana, we produce antimony oxide, sodium antimonate, antimony metal, and precious metals. Antimony oxide is a fine, white powder that is used primarily in conjunction with a halogen to form a synergistic flame retardant system for plastics, rubber, fiberglass, textile goods, paints, coatings and paper. Antimony oxide is also used as a color fastener in paint, as a catalyst for production of polyester resins for fibers and film, as a catalyst for production of polyethylene terephthalate in plastic bottles, as a phosphorescent agent in fluorescent light bulbs, and as an opacifier for porcelains. Sodium antimonate is primarily used as a fining agent (degasser) for glass in cathode ray tubes and as a flame retardant. We also sell antimony metal for use in bearings, storage batteries and ordnance.

We estimate (but have not independently confirmed) that our present share of the domestic market and international market for antimony oxide products is approximately 4% and <1%, respectively. We are the only significant U.S. producer of antimony products, while China supplies 92% of the world antimony demand. We believe we are competitive both domestically and world-wide due to the following:

- We have a reputation for quality products delivered on a timely basis.
- We are a non-Chinese producer of antimony products.
- We have two of the three operating smelters in North and South America.
- We are the sole domestic producer of antimony products.
- We can ship on short notice to domestic customers.
- We are vertically integrated, with raw material from our own mine, mill, and smelter in Mexico, along with the raw material from exclusive supply agreements we have with numerous ore and raw material suppliers.
- As a vertically integrated company, we will have more control over our raw material costs.

Following is a three year schedule of our antimony sales:

Schedule of Antimony Sales

Year	Lbs of Oxide	Lbs of Metal	\$
2012	1,701,032	1,403,210	\$ 8,753,449
2011	1,679,355	1,401,423	\$ 10,406,636
2010	1,679,042	1,393,604	\$ 6,174,062

Concentration of Sales:

During the three years ending December 31, 2012, the following sales were made to our three largest customers:

Sales to Three Largest Customers	For the Year Ended		
	December 31, 2012	December 31, 2011	December 31, 2010
Alpha Gary Corporation	\$ 3,245,612	\$ 1,771,173	
Ampacet Corporation			\$ 602,980
Kohler Corporation	2,286,938	2,941,143	2,435,978
Polymer Products Inc.	1,119,055	2,887,862	666,600
	<u>\$ 6,651,605</u>	<u>\$ 7,600,178</u>	<u>\$ 3,705,558</u>
% of Total Revenues	58.14%	57.90%	40.80%

While the loss of one of our three largest customers would be a problem in the short term, we have numerous requests from potential buyers that we cannot fill, and we could quickly, in the present market conditions, be able to replace the lost sales. Loss of all three of our largest customers would be more serious and may affect our profitability.

Marketing: We employ full-time marketing personnel and have negotiated various commission-based sales agreements with other chemical distribution companies.

Antimony Price Fluctuations: Our operating results have been, and will continue to be, related to the market prices of antimony metal, which have fluctuated widely in recent years. The volatility of prices is illustrated by the following table, which sets forth the average prices of antimony metal per pound, as reported by sources deemed reliable by us.

Year	USA		USA	Rotterdam
	High/Lb	Low/Lb	Average Price/Lb	Average Price/Lb
2012	\$ 6.34	\$ 5.37	\$ 5.86	\$ 5.71
2011	7.22	6.70	6.97	7.05
2010	9.74	2.58	3.67	4.05
2009	5.89	1.78	2.37	2.33
2008	7.5	2.35	2.72	2.72
2007	5.45	2.23	2.52	
2006	5.14	1.76	2.28	
2005	5.45	1.36	1.58	
2004	5.45	0.95	1.48	
2003	5.45	1.01	1.27	

The ten year range of our sales prices for antimony oxide and antimony metal, per pound, was as follows:

Year	Oxide	Metal
	Average Price/Lb	Average Price/Lb
2012	\$ 5.14	\$ 5.58
2011	6.16	7.42
2010	3.67	4.42
2009	2.28	2.75
2008	2.88	3.47
2007	2.52	3.04
2006	2.28	2.75
2005	1.73	2.08
2004	1.32	1.59
2003	1.21	1.46

Antimony metal prices are determined by a number of variables over which we have no control. These include the availability and price of imported metals, the quantity of new metal supply, and industrial and commercial demand. If metal prices decline and remain depressed, our revenues and profitability may be adversely affected.

We use various antimony raw materials to produce our products. We currently obtain antimony raw material from sources in North America, Mexico, Europe, South America, Central America, and Australia.

Zeolite Division

We own 100% of Bear River Zeolite Company, or BRZ, an Idaho corporation incorporated on June 1, 2000. BRZ has a lease with Webster Farm, L.L.C. that entitles BRZ to surface mine and process zeolite on property located near Preston, Idaho, in exchange for a royalty payment. In 2010 the royalty was adjusted to \$10 per ton sold. The current minimum annual royalty is \$60,000. In addition, BRZ has more zeolite on U.S. Bureau of Land Management land. A company controlled by the estate of Al Dugan, a significant stockholder and, as such, an affiliate of USAC, receives a payment equal to 3% of net sales on zeolite products. William Raymond and Nancy Couse are paid a royalty that varies from \$1 to \$5 per ton. On a combined basis, royalties vary from 8%-13%. BRZ has constructed a processing plant on the property and it has improved its productive capacity. In addition to a large amount of fully depreciated equipment that has been transferred from the USAC division, we have spent approximately \$3,215,000 to purchase and construct the processing plant as of December 31, 2012.

We have no "proven reserves" or "probable reserves" of zeolite, as these terms are defined by the Securities and Exchange Commission.

"Zeolite" refers to a group of industrial minerals that consist of hydrated aluminosilicates that hold cations such as calcium, sodium, ammonium, various heavy metals, and potassium in their crystal lattice. Water is loosely held in cavities in the lattice. BRZ zeolite is regarded as one of the best zeolites in the world due to its high CEC of approximately 180 meq/100 gr., its hardness and high clinoptilolite content, its absence of clay minerals, and its low sodium content. BRZ's zeolite deposits' characteristics which the mineral useful for a variety of purposes including:

- Soil Amendment and Fertilizer. Zeolite has been successfully used to fertilize golf courses, sports fields, parks and common areas, and high value crops, including corn, potatoes, soybeans, red beets, acorn squash, green beans, sorghum sudangrass, brussel sprouts, cabbage, carrots, tomatoes, cauliflower, radishes, strawberries, wheat, lettuce and broccoli.
- Water Filtration. Zeolite is used for particulate, heavy metal and ammonium removal in swimming pools, municipal water systems, fisheries, fish farms, and aquariums.
- Sewage Treatment. Zeolite is used in sewage treatment plants to remove nitrogen and as a carrier for microorganisms.
- Nuclear Waste and Other Environmental Cleanup. Zeolite has shown a strong ability to selectively remove strontium, cesium, radium, uranium, and various other radioactive isotopes from solution. Zeolite can also be used for the cleanup of soluble metals such as mercury, chromium, copper, lead, zinc, arsenic, molybdenum, nickel, cobalt, antimony, calcium, silver and uranium.
- Odor Control. A major cause of odor around cattle, hog, and poultry feed lots is the generation of the ammonium in urea and manure. The ability of zeolite to absorb ammonium prevents the formation of ammonia gas, which disperses the odor.
- Gas Separation. Zeolite has been used for some time to separate gases, to re-oxygenate downstream water from sewage plants, smelters, pulp and paper plants, and fish ponds and tanks, and to remove carbon dioxide, sulfur dioxide and hydrogen sulfide from methane generators as organic waste, sanitary landfills, municipal sewage systems and animal waste treatment facilities.
- Animal Nutrition. Feeding up to 2% zeolite increases growth rates, decreases conversion rates, prevents worms, and increases longevity.
- Miscellaneous Uses. Other uses include catalysts, petroleum refining, concrete, solar energy and heat exchange, desiccants, pellet binding, horse and kitty litter, floor cleaner and carriers for insecticides, pesticides and herbicides.

Environmental Matters

Our exploration, development and production programs conducted in the United States are subject to local, state and federal regulations regarding environmental protection. Some of our production and mining activities are conducted on public lands. We believe that our current discharge of waste materials from our processing facilities is in material compliance with environmental regulations and health and safety standards. The U.S. Forest Service extensively regulates mining operations conducted in National Forests. Department of Interior regulations cover mining operations carried out on most other public lands. All operations by us involving the exploration for or the production of minerals are subject to existing laws and regulations relating to exploration procedures, safety precautions, employee health and safety, air quality standards, pollution of water sources, waste materials, odor, noise, dust and other environmental protection requirements adopted by federal, state and local governmental authorities. We may be required to prepare and present data to these regulatory authorities pertaining to the effect or impact that any proposed exploration for, or production of, minerals may have upon the environment. Any changes to our reclamation and remediation plans, which may be required due to changes in state or federal regulations, could have an adverse effect on our operations. The range of reasonably possible loss in excess of the amounts accrued, by site, cannot be reasonably estimated at this time.

We accrue environmental liabilities when the occurrence of such liabilities is probable and the costs are reasonably estimable. The initial accruals for all our sites are based on comprehensive remediation plans approved by the various regulatory agencies in connection with permitting or bonding requirements. Our accruals are further based on presently enacted regulatory requirements and adjusted only when changes in requirements occur or when we revise our estimate of costs to comply with existing requirements. As remediation activity has physically commenced, we have been able to refine and revise our estimates of costs required to fulfill future environmental tasks based on contemporaneous cost information, operating experience, and changes in regulatory requirements. In instances where costs required to complete our remaining environmental obligations are clearly determined to be in excess of the existing accrual, we have adjusted the accrual accordingly. When regulatory agencies require additional tasks to be performed in connection with our environmental responsibilities, we evaluate the costs required to perform those tasks and adjust our accrual accordingly, as the information becomes available. In all cases, however, our accrual at year-end is based on the best information available at that time to develop estimates of environmental liabilities.

Antimony Processing Site

We have environmental remediation obligations at our antimony processing site near Thompson Falls, Montana ("the Stibnite Hill Mine Site"). We are under the regulatory jurisdiction of the U.S. Forest Service and subject to the operating permit requirements of the Montana Department of Environmental Quality. At December 31, 2012, we have accrued \$100,000 to fulfill our environmental responsibilities.

BRZ

During 2001, we recorded a reclamation accrual for our BRZ subsidiary, based on an analysis performed by us and reviewed and approved by regulatory authorities for environmental bonding purposes. The accrual of \$7,500 represents the our estimated costs of reclaiming, in accordance with regulatory requirements, the acreage disturbed by our zeolite operations and remains unchanged at December 31, 2012.

General

Reclamation activities at the Thompson Falls Antimony Plant have proceeded under supervision of the U.S. Forest Service and Montana Department of Environmental Quality. We have complied with regulators' requirements and do not expect the imposition of substantial additional requirements.

We have posted cash performance bonds with a bank and the U.S. Forest Service in connection with our reclamation activities.

We believe we have accrued adequate reserves to fulfill our environmental remediation responsibilities as of December 31, 2012. We have made significant reclamation and remediation progress on all our properties over thirty years and have complied with regulatory requirements in our environmental remediation efforts.

Employees

As of December 31, 2012, we employed 23 full-time employees in Montana. In addition, we employed 16 people at our zeolite plant in Idaho, and 39 employees at our mining, milling and smelting operation in Mexico. The number of full-time employees may vary seasonally. None of our employees are covered by any collective bargaining agreement.

Other

We hold no material patents, licenses, franchises or concessions, however we consider our antimony processing plants proprietary in nature. We use the trade name "Montana Brand Antimony Oxide" for marketing our antimony products.

We are subject to the requirements of the Federal Mining Safety and Health Act of 1977, the Occupational Safety and Health Administration's regulations, requirements of the state of Montana and the state of Idaho, federal and state health and safety statutes and Sanders County, Montana and Franklin County, Idaho health ordinances.

ITEM 1A. RISK FACTORS

There may be events in the future that we are not able to accurately predict or over which we have no control. The risk factors listed below, as well as any cautionary language in this report, provide examples of risks, uncertainties and events that may cause our actual results to differ materially from the expectations we describe in our forward-looking statements.

If we were liquidated, our common stockholders could lose part, or all, of their investment

In the event of our dissolution, the proceeds, if any, realized from the liquidation of our assets will be distributed to our stockholders only after the satisfaction of the claims of our creditors and preferred stockholders. The ability of a purchaser of shares to recover all, or any portion, of the purchase price for the shares, in that event, will depend on the amount of funds realized and the claims to be satisfied by those funds.

We may have unasserted liabilities for environmental reclamation.

Our research, development, manufacturing and production processes involve the controlled use of hazardous materials, and we are subject to various environmental and occupational safety laws and regulations governing the use, manufacture, storage, handling, and disposal of hazardous materials and some waste products. The risk of accidental contamination or injury from hazardous materials cannot be completely eliminated. In the event of an accident, we could be held liable for any damages that result and any liability could exceed our financial resources. We also have one ongoing environmental reclamation and remediation projects at our current production facility in Montana. Adequate financial resources may not be available to ultimately finish the reclamation activities if changes in environmental laws and regulations occur, and these changes could adversely affect our cash flow and profitability. We do not have environmental liability insurance now, and we do not expect to be able to obtain insurance at a reasonable cost. If we incur liability for environmental damages while we are uninsured, it could have a harmful effect on our financial condition and results of operations. The range of reasonably possible losses from our exposure to environmental liabilities in excess of amounts accrued to date cannot be reasonably estimated at this time.

We have accruals for asset retirement obligations and environmental obligations.

We have accruals totaling \$249,540 on our balance sheet at December 31, 2012, for our environmental reclamation responsibilities and estimated asset retirement obligations. If we are not able to adequately perform these activities on a timely basis, we could be subject to fines and penalties from regulatory agencies.

ITEM 1B. UNRESOLVED STAFF COMMENTS

The Company has unresolved staff comments from the Securities and Exchange commission at December 31, 2012, in regards to its 2011 Form 10K and Form 10Q filings for all quarters of 2012.

ITEM 2. DESCRIPTION OF PROPERTIES

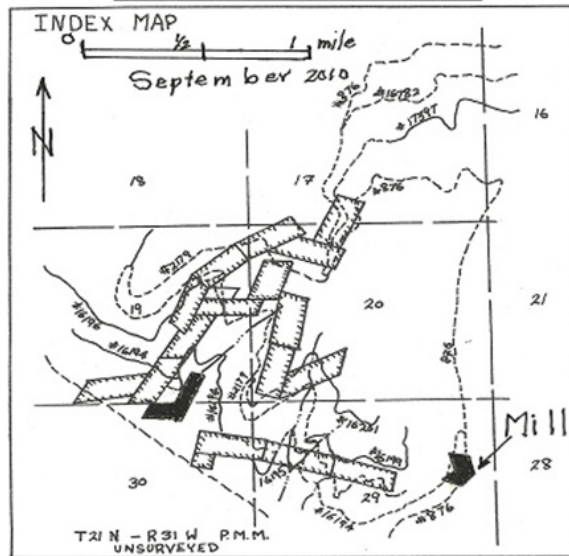
Antimony Division

Our antimony smelter and precious metals plant is located in the Burns Mining District, Sanders County, Montana, approximately 14 miles west of Thompson Falls on Montana Highway 471. This highway is asphalt, and the property is accessed by cars and trucks. The property includes two five-acre patented mill sites that are owned in fee-simple by us. The claims are U. S. Antimony Mill Site No. 1 (Mineral Survey 10953) and U. S. Antimony Mill Site No. 2 (Mineral Survey 10953). There are three other patented Mill Site claims known as the Station Mill Site (Mineral Survey 9190B, 4.394 acres), Excelsior Mill Site (Mineral Survey 9190B, 4.972 acres), and Mammoth Mill Site (Mineral Survey 9190B, 5.000 acres) that we have paid taxes on for 39 years that are subject to a dispute with the U. S. Forest Service concerning ownership. We have been paying Sanders County property taxes on three patented mill site claims in the Burns Mining District of Montana since 1969 when we purchased the original block of claims. USAC was the registered owner of the claims at the Sanders County Courthouse. The claims include the Station Mill Site (4.994 acres), Excelsior Mill Site (4.972 acres), and the Mammoth Mill Site (5.000 acres) Patent Survey No. 9190A. We discovered that the BLM cancelled the patents on January 12, 2000, because "the claims were not filed with the BLM in accordance with the FLPMA and are deemed to be abandoned and void by operation of law." Neither we, nor the Sanders County Court House, were ever notified of this decision, and we continue to pay taxes. Although we do not believe that this taking is valid, it does not have a substantial impact on us or our results of operations.

The U. S. Antimony Mill Sites were used to run a flotation mill and processing plant for antimony that we mined on adjacent claims that have been sold. Presently, we run a smelter that includes furnaces of a proprietary design to produce antimony metal, antimony oxide, and various other products. We also run a precious metals plant. The facility includes 6 buildings and our main office. There are no plans to resume mining on the claims that have been sold or abandoned, although the mineral rights have been retained on many of the patented mining claims. The U. S. Forest Service and Montana Department of Environmental Quality have told us that the resumption of mining would require an Environmental Impact Statement, massive cash bonding, and would be followed by years of law suits. The mill site is serviced with three-phase electricity from Northwest Power, and water is pumped from a well.

We claim no reserves on any of these properties.

Montana



Antimony mining and milling operations in the U.S. were curtailed during 1983 due to continued declines in the price of antimony. We are currently purchasing foreign raw antimony materials and producing our own raw materials from our properties in Mexico. We continue to produce antimony metal, oxide, sodium antimonite, and precious metals from our processing facility near Thompson Falls, Montana.

MINE PROPERTIES

LOS JUAREZ GROUP

We hold properties that are collectively called the "Los Juarez" property, in Queretaro, as follows:

1. San Miguel I and II are being purchased by a USAC subsidiary, Antimonio de Mexico, S. A. de C. V. or AM, for \$1,480,500. To date, we have paid \$880,000. The property consists of 40 hectares.
2. San Juan I and II are concessions owned by AM and include 466 hectares.
3. San Juan III is held by a lease agreement by AM in which we will pay a 10% royalty based, on the net smelter returns from another USAC Mexican subsidiary, named United States Antimony Mexico, S. A. de C. V. or USAMSA. It consists of 214 hectares.
4. San Juan IV is owned by USAMSA and consists of 2,336 hectares.

The concessions collectively constitute 3,056 hectares. The claims are accessed by roads that lead to highways.



FIGURA 1. MAPA DE LOCALIZACION



ESTADO DE QUERETARO

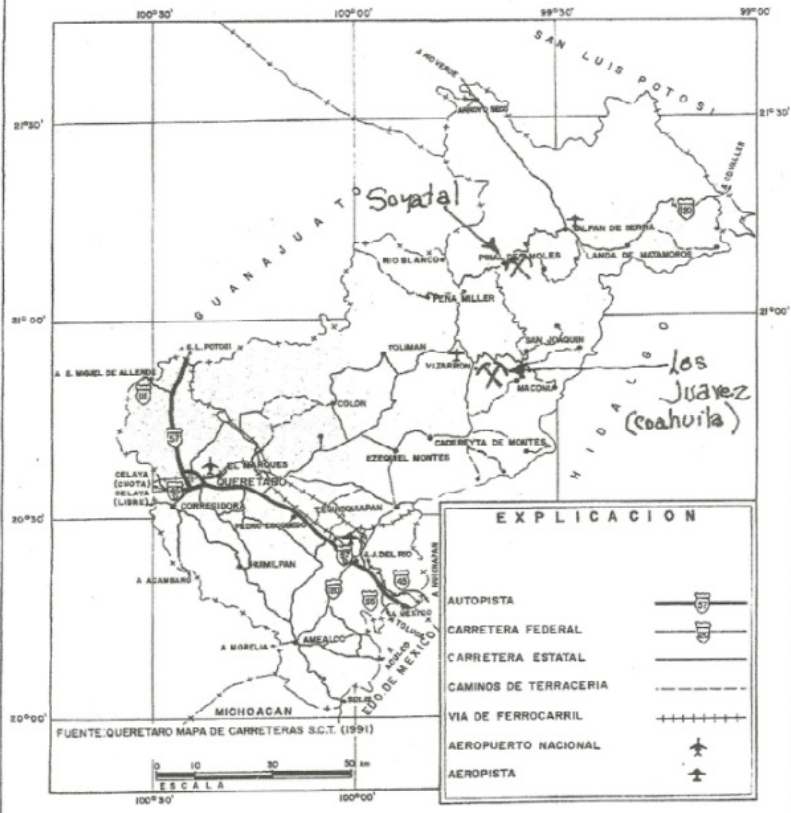
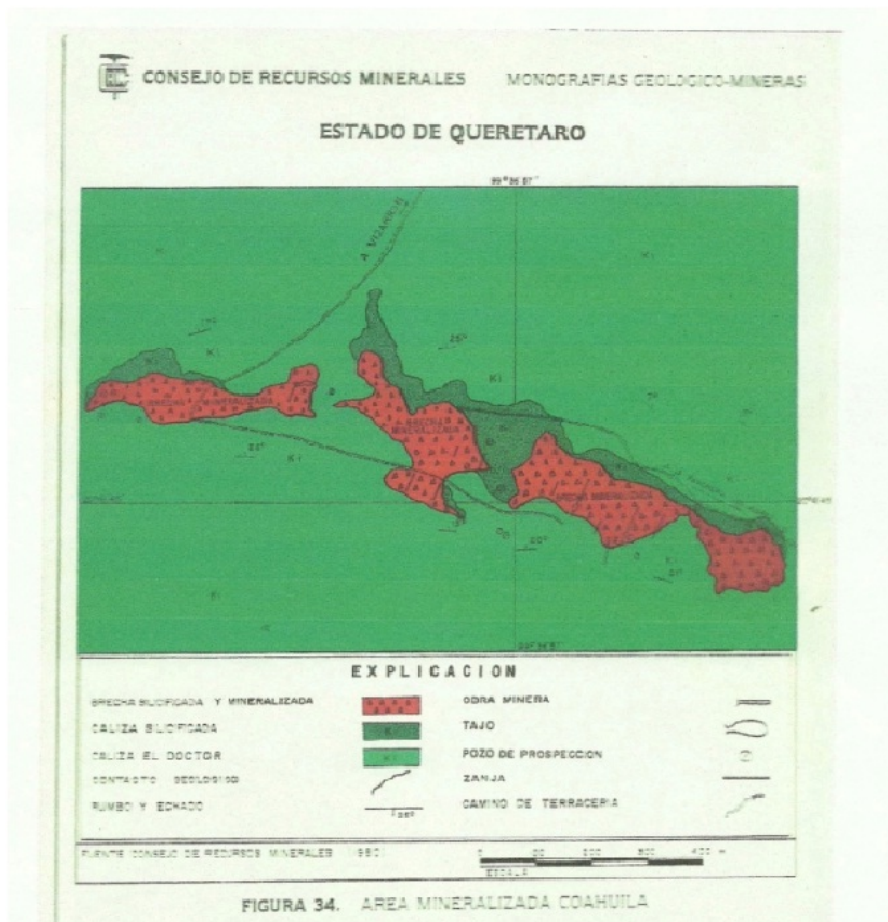


FIGURA 3. VIAS DE COMUNICACIONES

Part of the USAC Mexican property, including San Miguel I, II and part of San Juan III, was originally drilled by Penoles in 1970, when antimony metal prices were high. They did not proceed with the property, due to the complex metallurgy of antimony. Subsequently, the Mexican Government did additional work and reported a deposit of mineralized material of 1,000,000 metric tons (mt) grading 1.8% antimony and 8.1 ounces of silver per metric ton (opmt) in Consejo de Recursos Minerales (Publicacion M-4e). Such a deposit does not qualify as a comprehensive evaluation, such as a final or bankable feasibility study that concludes legal and technical viability, and economic feasibility. The Securities and Exchange Commission does not recognize this report, and the Company claims no reserves.



The mineralized zone is a classic jasperoid-type deposit in the Cretaceous El Doctor Limestone. The mineralization is confined to silicified jasperoids in limestone. The zone strikes north 70 degrees west. The dimension of the deposit is still conjectural. However, the strike length of the jasperoid is more than 3,500 meters.

The mineralization is typically very fine-grained stibnite with silver and gold. It is primarily sulfide in nature due to its encapsulation in silica. The mining for many years will be by open pit methods. Eventually it will be by underground methods. At the present time, mining has included hauling dump rock and rock from mine faces.

SOYATAL MINING DISTRICT, PINAL DE AMOLES, QUERETARO, MEXICO

In prior years, USAC, through USAMSA, had a supply agreement with Pinar de Amores S. A. de C. V. (Pinar) on four concessions in the Soyatal Mining District in the State of Queretaro, totaling 283 hectares. The concessions are the Chihuahua and the three Fox-1s. Part of this supply agreement was an option to purchase the properties for \$1,500,000 in total payments (the net present value of the purchase price payments is \$1,267,431). During the year ended 2102 and prior, we had made advance payments to Pinar for direct shipping rock and mine improvements. During the fourth quarter of 2012, we processed 1,787 tons of the 2,778 tons of mill feed received from Pinar. At December 31, 2012, we calculated that we had over advanced Pinar (due to recovery) on a metal contained basis by approximately \$300,000. It was decided to exercise our option to purchase the properties as of December 31, 2012, and apply the over-paid amount to the purchase price. Reportedly, the Soyatal District was the third largest producer of antimony in Mexico. U. S. Geological Survey Bulletin 960-B, 1948, Donald E. White, Antimony Deposits of Soyatal District, State of Queretaro, Mexico records the production from 1905-1943 at 25,600 tons of antimony metal content. In 1942, the mines produced ore containing 1,737 tons of metal, and in 1943, they produced ore containing 1,864 tons of metal. This mining was performed primarily all by hand labor, with no compressors or trammers, and the ore was transported by mules, in sacks, to the railroad. Recoveries were less than 40% of the values. Mining continued throughout World War II.

White remarks p. 84 and 85, "In the Soyatal Mines, as in practically all antimony mines, it is difficult to estimate the reserves, for the following reasons:

- The individual deposits are so extremely irregular in size, shape, and grade that the amount of ore in any one of them is unknown until the ore has been mined.
- As only the relatively high grade shipping ore is recovered, the ore bodies are not systematically sampled and assayed...The total reserves are thus unknown and cannot be estimated accurately, but they probably would suffice to maintain a moderate degree of activity in the district for at least 10 years. The mines may even contain enough ore (mineralized deposit) to equal the total past production."

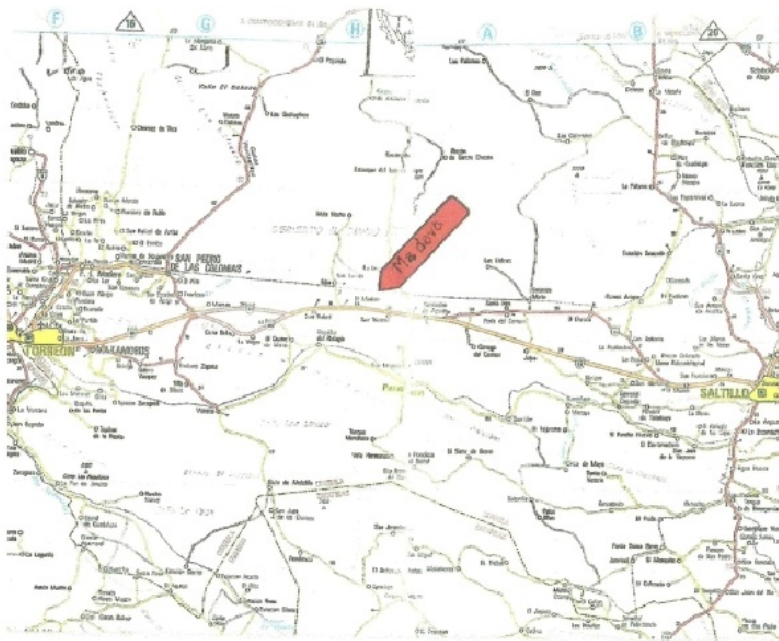
Minimal ore, primarily through hand mining and sorting methods, has continued at the Soyatal properties since 1943. USAMSA does not claim any reserves at Soyatal.

USAMSA PUERTO BLANCO FLOTATION MILL, GUANAJUATO, MEXICO

During the fourth quarter of 2012, the flotation mill was completed at San Luis de la Paz, Guanajuato, Mexico. All of the permits to construct and operate the plant have been obtained. The plant has a capacity of 140 metric tons per day. It includes a 30" x 42" jaw crusher, a 4'x 8' double deck screen, a 36" cone crusher, an 8'x 36" Hardinge type ball mill, and eight No. 24 Denver sub A type flotation machines, an 8' disc filter, front end loaders, tools and other equipment. The plant is used for the processing of rock from Los Juarez, Soyatal, and other properties. We are in the process of installing a 400 - 450 metric tons per day flotation mill that will be dedicated to processing ore from our Los Juarez property, starting in 2014. The current flotation mill will continue to process the feed from Soyatal and other properties. The crushing equipment currently in place is adequate for both flotation mills.

USAMSA MADERO SMELTER, ESTACION MADERO, PARRAS DE LA FUENTE, COAHUILA, MEXICO.

USAC, through its wholly owned subsidiary, USAMSA, owns and operates a smelting facility at Estacion Madero, in the Municipio of Parras de la Fuente, Coahuila, Mexico. The property includes 13.48 hectares. Four furnaces were operating during the year ended 2012, and four more furnaces were operational in January of 2013, for a total of eight furnaces. Other equipment includes cooling ducting, dust collectors, scrubber, laboratory, warehouse, slag vault, stack, jaw crusher, screen, hammer mill, and a 3.5' x 8' rod mill. The plant has a feed capacity of five to six metric tons of direct shipping ore or concentrates per day, depending on the quality of the feedstock. If the feedstock is in the mid range of 45% antimony, the smelter could produce approximately 1.4MM lbs of contained antimony annually. Concentrates from our flotation plant, and hand-sorted ore from Mexico sources and other areas, are being processed. The Madero production is shipped to our Montana plant to produce finished Antimony products and other derivative by-products. Access to the plant is by road and railroad. Set forth below are location maps:



ZEOLITE DIVISION

Location

The property is located in the southeast corner of Idaho, approximately seven miles east of Preston, Idaho, 34 miles north of Logan, Utah, 79 miles south of Pocatello, Idaho, and 100 miles north of Salt Lake City, Utah.

The mine is located in the N ½ of section 10 and the W ½ of section 2, section 3, and the E ½ section 4, Township 15, Range 40 East of the Boise Meridian, Franklin County, Idaho. The plant and the initial pit is located on the Webster Farm, L.L.C., which is private land.

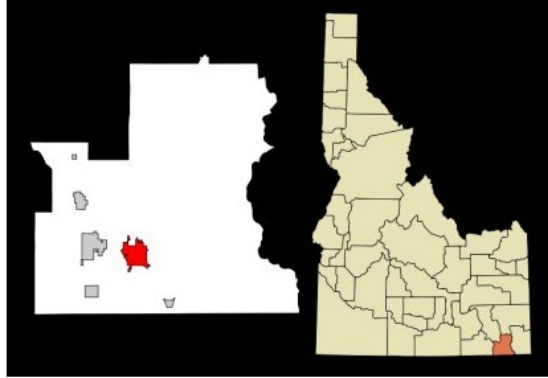
Transportation

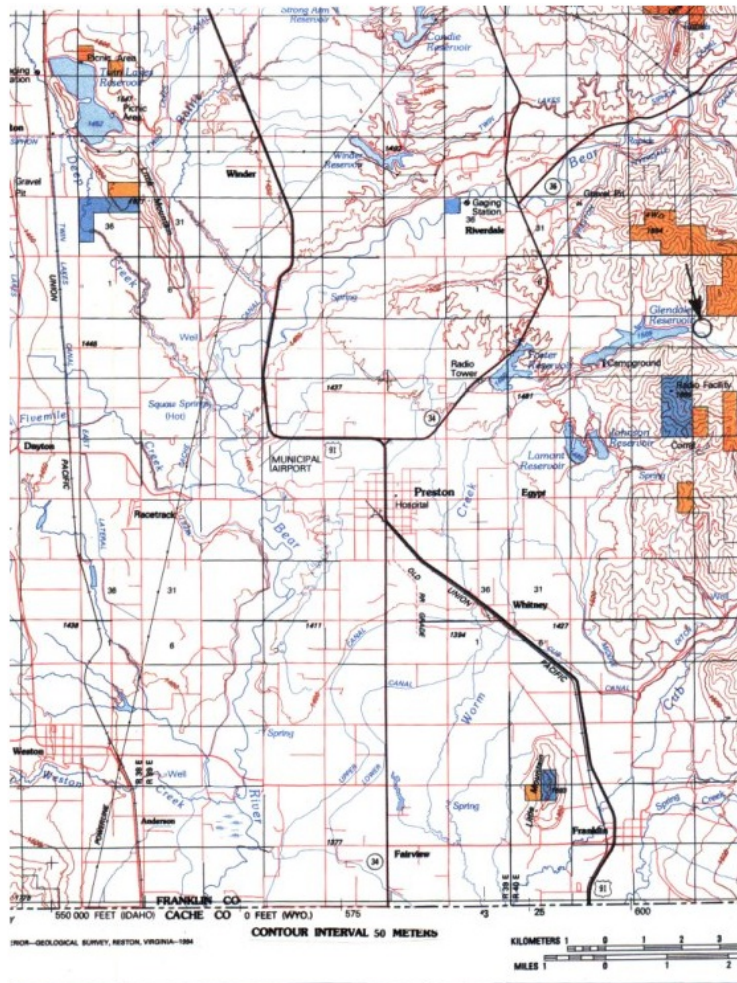
The property is accessed by seven miles of paved road and about 1 mile of gravel road from Preston, Idaho. Preston is near the major north-south Interstate Highway 15 to Salt Lake City or Pocatello.

Several Union Pacific rail sidings may be available to the mine. Bonida is approximately 25 miles west of the mine and includes acreage out of town where bulk rock could be stored, possibly in existing silos or on the ground. Three-phase power is installed at this abandoned site. Finished goods can also be shipped from the Franklin County Grain Growers feed mill in the town of Preston on the Union Pacific.

The Burlington Northern Railroad can be accessed at Logan, Utah.

Location Map



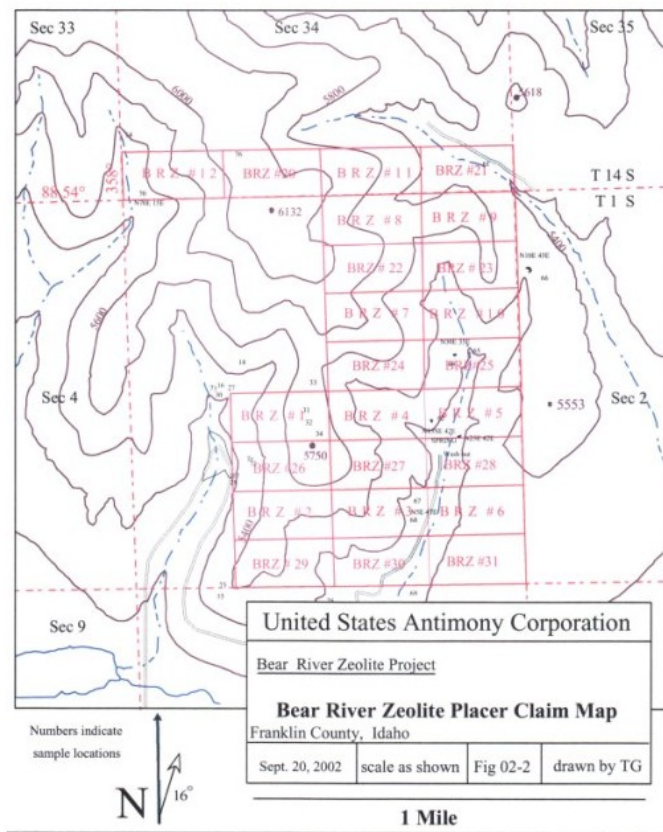


Property and Ownership

BRZ leases 320 acres from the Webster Farm, L.L.C. The term of the lease is 15 years and it began on March 1, 2010. This includes the mill site and zeolite in the area of the open pit. The property is the NW ¼ and W ½ of the SW ¼ of section 3 and the N ½ of the W ¼ of section 10, Township 15 South, Range 40 East of the Boise Meridian, Franklin County, Idaho. The lease requires a payment of \$10.00 per ton plus an additional annual payment of \$10,000 on March 1st of each year. In addition, there are two other royalty holders. Nick Raymond and the estate of George Desborough each have a graduated royalty of \$1.00 per ton to \$5.00 per ton, depending on the sale price.

The balance of the property is on Bureau of Land Management property and includes 480 acres held by 24, 20-acre Placer claims. Should we drop our lease with Webster Farms LLC., we will retain these placer claims as follows:

BRZ 1	IMC 185308	BRZ 20	IMC 186183
BRZ 2	IMC 185309	BRZ 21	IMC 186184
BRZ 3	IMC 185310	BRZ 22	IMC 186185
BRZ 4	IMC 185311	BRZ 23	IMC 186186
BRZ 5	IMC 185312	BRZ 24	IMC 186187
BRZ 6	IMC 185313	BRZ 25	IMC 186188
BRZ 7	IMC 185314	BRZ 26	IMC 186189
BRZ 8	IMC 185315	BRZ 27	IMC 186190
BRZ 9	IMC 185316	BRZ 28	IMC 186191
BRZ 10	IMC 185317	BRZ 29	IMC 186192
BRZ 11	IMC 185318	BRZ 30	IMC 186193
BRZ 12	IMC 185319	BRZ 31	IMC 186194



Geology

The deposit is a very thick, sedimentary deposit of zeolitized volcanic ash of Tertiary age known as the Salt Lake Formation. The sedimentary interval in which the clinoptilolite occurs is more than 1000 feet thick in the area. Thick intervals of the zeolite are separated by thin limestone beds deposited in the freshwater lake where the volcanic ash accumulated.

The deposit includes an 800- foot mountain. Zeolite can be sampled over a vertical extent of 800 feet and on more than 700 acres. The current pit covers more than 3 acres. Despite the apparent size of the deposit, we claim no reserves.

Exploration, Development, and Mining

Exploration has been limited to the examination and sampling of surface outcrops and mine faces.

Mining Methods

Depending on the location, the zeolite is overlain by 1 to 12 feet of zeolite-rich soil. On the ridges, the cover is very little, and in the draws the soil is thicker. The overburden is stripped using a tractor dozer, currently a Caterpillar D-8K. It is moved to the toe of the pit, and will eventually be dozed back over the pit for reclamation.

Although near-surface rock is easily ripped, it is more economical to drill and blast it. An Ingersol Rand LM 200 air track with a 750 cfm compressor is used to drill 10- foot holes on a 3 to 4 foot center basis. Holes are loaded with ammonium nitrate and primed with powder and easy det primers. Breakage is generally good. Initial benches were 20 to 30 foot, and each bench is accessed by a road.

Loading is best performed with a Liebherr R 965 excavator with a 2 yard bucket to allow sorting of the oversize. Alternatively, a Caterpillar 988A loader with a 6 cubic yard bucket is used. The benches are cleaned with the D-8K.

Haulage is over approximately 4000 foot of road on an uphill grade of 2.5% to the mill. On higher benches, the grade will eventually be downhill. Caterpillar 769 B rock trucks are used. They haul 18 to 20 tons per load, and the cycle time is about 30 minutes.

With the trucks and the other existing equipment, the mine is capable of producing 80 tons per hour.

MILLING

Primary Crusher

The primary crushing circuit is a conventional closed circuit, utilizing a Stephens-Adamson 42" x 12' apron feeder, Pioneer 30" x 42" jaw crusher, Nordberg standard 3' cone crusher, a 5' by 12' double deck Kohlberg screen, and has a self-cleaning dust collector. The rock is crushed to minus 1 inch and the circuit has a rated capacity of more than 50 tons per hour.

Dryer

There are two dryer circuits, one for lines one and two and one for the Raymond mill. The dryer circuits include one 50 ton feed bin, and each dryer has a conveyor bypass around each dryer, a bucket elevator, and a dry rock bin. The dryers are 25 feet long, 5 feet in diameter and are fired with propane burners rated at 750,000 BTUs. One self-cleaning bag house services both dryers. Depending on the wetness of the feed rock, the capacity is in the range of 10 tons per hour per dryer. During most of the year, the dryers are not run.

Coarse Products Circuit

There are two lines to produce coarse products:

- Line 1 is a closed circuit with a 100 HP concera vertical shaft impactorand a 5 deck Midwestern multivibe screen.
- Line 2 includes a Jeffries 30" by 24" 60 HP hammer mill in a closed circuit with two 5' x 12' triple deck Midwestern Multi Vibe high frequency screens. The circuits also include bucket elevators, (3) 125 ton capacity product silos, a 6 ton capacity Crust Buster blender, augers, Sweco screens, and dust collectors.

Fine Products Circuit

The fine products circuit is in one building and it includes (2) 3.5' x 10.5' Derrick 2 deck high frequency (3450 RPM) screens and various bucket elevators, augers, bins, and Sweco screens for handling product. Depending on the screening sizes, the plants can generate approximately 150 tons of granules and 125 tons of fines per 24-hour day.

Raymond Mill Circuit

The Raymond mill circuit includes a 6058 high-side Raymond mill with a double whizzer, dust collector, two 100 ton product silos, feed bin, conveyors, air slide, bucket elevators, and control booth. The Raymond mill has a rated capacity of more than 10 tons per hour.

ITEM 3. LEGAL PROCEEDINGS

USAC is not a party to any material pending legal proceedings, and no such proceedings are known to be contemplated.

No director, officer or affiliate of USAC and no owner of record or beneficial owner of more than 5.0% of our securities or any associate of any such director, officer or security holder is a party adverse to USAC or has a material interest adverse to USAC in reference to pending litigation.

ITEM 4.

None

PART II

ITEM 5. MARKET FOR COMMON EQUITY AND RELATED STOCKHOLDER MATTERS

Currently, our common stock is traded on the NYSE-MKT under the symbol UAMY. Prior to May 16, 2012, our common stock was traded over the Counter Bulletin Board ("OTCBB") under the symbol "UAMY.OB." The following table sets forth the range of high and low bid prices as reported for the periods indicated. The quotations were taken from a website available to the public, and generally believed to be accurate. The quoted prices may not necessarily represent actual transactions.

2012	High	Low
First Quarter	\$ 3.98	\$ 2.06
Second Quarter	4.95	2.70
Third Quarter	4.25	1.93
Fourth Quarter	2.42	1.36

2011	High	Low
First Quarter	\$ 1.90	\$ 0.41
Second Quarter	4.10	1.56
Third Quarter	3.45	2.05
Fourth Quarter	3.32	1.85

2010	High	Low
First Quarter	\$ 0.52	\$ 0.32
Second Quarter	0.60	0.40
Third Quarter	0.60	0.32
Fourth Quarter	0.60	0.36

The approximate number of holders of record of our common stock at March 18, 2013, is 2,500.

We have not declared or paid any dividends to our stockholders during the last five years and do not anticipate paying dividends on our common stock in the foreseeable future. Instead, we expect to retain earnings for the operation and expansion of our business.

ITEM 6. SELECTED FINANCIAL DATA

December 31,	2012	2011	2010	2009	2008
Balance Sheet Data:					
Current assets	\$ 3,103,128	\$ 2,963,570	\$ 1,848,825	\$ 539,814	\$ 229,826
Property, plant, and equipment-net	10,576,406	6,047,004	3,845,000	3,404,154	2,960,624
Restricted cash	75,251	74,777	74,311	73,916	80,664
Other assets	688,123	54,766	94,766	-	-
Total assets	\$ 14,442,908	\$ 9,140,117	\$ 5,862,902	\$ 4,017,884	\$ 3,271,114
Current liabilities	\$ 1,803,396	\$ 1,742,022	\$ 784,322	\$ 848,443	\$ 1,325,575
Long-term debt, net of current portion	1,044,140	158,218	82,407	98,710	54,541
Stock payable to directors for services	-	230,004	-	-	-
Accrued reclamation costs	249,540	241,500	107,500	107,500	107,500
Deferred revenue - non-current	-	-	-	-	-
Total Liabilities	3,097,076	2,371,744	974,229	1,054,653	1,487,616
Shareholders' equity	11,345,832	6,768,373	4,888,673	2,963,231	1,783,498
Total liabilities and shareholders' equity	\$ 14,442,908	\$ 9,140,117	\$ 5,862,902	\$ 4,017,884	\$ 3,271,114
Income Statement Data:					
Revenues	\$ 12,042,702	\$ 13,118,090	\$ 9,073,324	\$ 4,103,340	\$ 5,275,987
Cost of revenues	11,007,802	11,443,892	7,699,592	3,734,294	5,014,007
Operating expenses	1,353,587	782,667	950,163	605,232	641,749
Other (income) expense	72,742	149,001	111,356	58,657	(712,133)
Total expenses	12,434,131	12,375,560	8,761,111	4,398,183	4,943,623
Income (loss) before income taxes	(391,429)	742,530	312,213	(294,843)	332,364
Income tax benefit (expense)	(167,107)	(105,610)	493,000	-	-
Net income (loss)	\$ (558,536)	\$ 636,920	\$ 805,213	\$ (294,843)	\$ 332,364
Per Share Data:					
Net income (loss) per share:					
Basic	\$ (0.01)	\$ 0.01	\$ 0.01	\$ (0.01)	\$ 0.01
Diluted	\$ (0.01)	\$ 0.01	\$ 0.01	\$ (0.01)	\$ 0.01
Weighted average shares outstanding:					
Basic	61,896,726	58,855,348	54,356,693	49,855,229	43,049,076
Diluted	61,896,726	59,381,175	54,578,054	49,885,229	43,549,076

ITEM 7. MANAGEMENT'S DISCUSSION AND ANALYSIS OR PLAN OF OPERATIONS

Certain matters discussed are forward-looking statements that involve risks and uncertainties, including the impact of antimony prices and production volatility, changing market conditions and the regulatory environment and other risks. Actual results may differ materially from those projected. These forward-looking statements represent our judgment as of the date of this filing. We disclaim, however, any intent or obligation to update these forward-looking statements.

Results of Operations by Division
Antimony - Combined USA and Mexico

	2012	2011	2010
Lbs of Antimony Metal USA	1,031,164	1,179,973	1,334,452
Lbs of Antimony Metal Mexico:	372,046	221,450	59,152
Total Lbs of Antimony Metal Sold	1,403,210	1,401,423	1,393,604
Sales Price/Lb Metal	\$ 6.24	\$ 7.43	\$ 4.43
Net income (loss)/Lb Metal	\$ (0.50)	\$ 0.45	\$ (0.11)
Gross antimony revenue - net of discount	\$ 8,753,449	\$ 10,406,636	\$ 6,174,062
Precious metals revenue	647,554	667,813	483,307
Production costs - USA	(5,665,806)	(7,294,421)	(4,786,197)
Product cost - Mexico	(1,677,927)	(1,031,957)	(275,648)
Direct sales and freight	(279,694)	(281,089)	(282,070)
General and administrative - operating	(353,656)	(280,853)	(80,267)
Mexico non-production costs	(678,053)	(430,601)	(160,819)
General and administrative - non-operating	(1,193,583)	(936,873)	(1,069,270)
Net interest	6,059	5,205	7,751
EBITDA	(441,657)	823,860	10,849
Depreciation & amortization	(263,214)	(199,515)	(168,808)
Net income (Loss) - antimony	\$ (704,871)	\$ 624,345	\$ (157,959)

Zeolite

	2012	2011	2010
Tons sold	12,189	12,105	15,319
Sales Price/Ton	\$ 216.73	\$ 168.83	\$ 157.71
Net income (Loss)/Ton	\$ 25.72	\$ 9.76	\$ 30.69
Gross zeolite revenue	\$ 2,641,699	\$ 2,043,641	\$ 2,415,955
Production costs	(1,618,816)	(1,221,101)	(1,254,375)
Direct sales and freight	(169,346)	(183,333)	(86,737)
Royalties	(234,343)	(197,371)	(229,352)
General and administrative - operating	(95,275)	(117,420)	(188,251)
Net interest	(701)		
EBITDA	523,218	324,416	657,240
Depreciation	(209,776)	(206,231)	(187,068)
Net income (Loss) - zeolite	\$ 313,442	\$ 118,185	\$ 470,172

Company-wide

	2012	2011	2010
Gross revenue	\$ 12,042,702	\$ 13,118,090	\$ 9,073,324
Production costs	(8,962,549)	(9,547,479)	(6,316,220)
Other operating costs	(1,810,367)	(1,490,667)	(1,027,496)
General and administrative - non-operating	(1,193,583)	(936,873)	(1,069,270)
Net interest	5,358	5,205	7,751
EBITDA	81,561	1,148,276	668,089
Income tax benefit (expense)	(167,107)	(105,610)	493,000
Depreciation & amortization	(472,990)	(405,746)	(355,876)
Net income (Loss)	\$ (558,536)	\$ 636,920	\$ 805,213

Overview

•Our cost of production was elevated for the year ending December 31, 2012, because we were starting a major mining and production facility in Mexico. The same workers responsible for production were also a significant part of building and testing the manufacturing plants and equipment at Puerto Blanco, and Madero, Mexico, which resulted in costs that won't be incurred when construction and testing is complete. To a lesser degree, we incurred similar costs at our plant in Thompson Falls, Montana. There will still be some overlapping costs in the first quarter of 2013 because the plants are still in a shakedown mode, but it should be less for 2013 than 2012.

- Although we are expanding our operations in Mexico, we still purchase significant raw materials from our suppliers. We will remain an antimony producer, although we anticipate greater revenue from precious metals and zeolite.
- We are producing our own raw materials from our mine, mill, and smelter in Mexico, which will allow us to ensure a steady flow of products for sale. Our mine at Los Juarez, our Puerto Blanco mill, and our smelter at Madero, Mexico, will be producing a significant portion of our raw materials commencing in 2013. Our company-wide production for 2013 is expected to double that of 2012. We completed the installation of more crusher capacity, the flotation and ball mill, and more smelter furnaces in Mexico during 2012, and we therefore expect more sales in 2013 due to the availability of more raw materials.
- We have also commenced installation of a natural gas pipeline to replace propane as the fuel used in our Mexico smelter, which we expect to be finished by May of 2013. We expect the pipeline to cost approximately \$1.2 million dollars when completed, and that it will reduce our smelter fuel cost by approximately 75%. We have spent \$584,000 on construction as of December 31, 2012.
- We are initiating the installation of a 400 - 500 ton per day flotation mill to be completed by the end of 2013 that we expect to cost between \$400,000 and \$500,000 to install. This mill will be dedicated to processing ore from the Los Juarez mining property, and, in addition to the increase in antimony production, it will increase our precious metals revenue significantly. We have adequate crushing capacity in place to feed the 500 ton per day mill and the existing mill.
- The increased production from Los Juarez will also create a significant increase in our precious metals revenue for 2013 and 2014.
- If the world economy improves, we expect to benefit from an increase in antimony prices. If the world economy does not improve, or if it worsens, we expect to see stagnant or decreasing commodity prices for antimony.

Our principal smelter, precious metals recovery operation, and our Company headquarters remain in Montana. With increased production, we expect to widen our base of customers.

Results of Operations

Comparison of Years ended December 31, 2012, 2011, and 2010.

	2012	2011	2010
Antimony Division - United States:			
Revenues - Antimony (net of discount)	\$ 8,753,449	\$ 10,406,636	\$ 6,174,062
Revenues - Precious metals	647,554	667,813	483,307
	<u>9,401,003</u>	<u>11,074,449</u>	<u>6,657,369</u>
Domestic cost of sales:			
Production costs	5,665,806	7,294,421	4,786,197
Depreciation	40,979	29,963	27,387
Freight and delivery	218,563	216,668	236,623
General and administrative	370,838	280,853	80,267
Direct sales expense	61,131	64,421	45,447
Total domestic antimony cost of sales	<u>6,357,317</u>	<u>7,886,326</u>	<u>5,175,921</u>
Cost of sales - Mexico			
Production costs	1,677,927	1,031,957	294,391
Depreciation and amortization	222,235	169,552	141,421
Freight and delivery	111,652	121,432	5,578
Reclamation accrual	8,040		-
Other non-production costs	202,572	150,773	
General and administrative	148,321	158,396	136,498
Total Mexico antimony cost of sales	<u>2,370,747</u>	<u>1,632,110</u>	<u>577,888</u>
Total revenues - antimony	<u>9,401,003</u>	<u>11,074,449</u>	<u>6,657,369</u>
Total cost of sales - antimony	<u>8,728,064</u>	<u>9,518,436</u>	<u>5,753,809</u>
Total gross profit - antimony	<u>672,939</u>	<u>1,556,013</u>	<u>903,560</u>
Zeolite Division:			
Revenues	2,641,699	2,043,641	2,415,955
Cost of sales:			
Production costs	1,618,816	1,221,101	1,254,375
Depreciation	209,776	206,231	187,068
Freight and delivery	93,260	103,630	16,637
General and administrative	47,457	117,420	188,251
Royalties	234,343	197,371	229,352
Direct sales expense	76,086	79,703	70,100
Total cost of sales	<u>2,279,738</u>	<u>1,925,456</u>	<u>1,945,783</u>
Gross profit - zeolite	<u>361,961</u>	<u>118,185</u>	<u>470,172</u>
Total revenues - combined	12,042,702	13,118,090	9,073,324
Total cost of sales - combined	11,007,802	11,443,892	7,699,592
Total gross profit - combined	<u>\$ 1,034,900</u>	<u>\$ 1,674,198</u>	<u>\$ 1,373,732</u>

During the three year period ending December 31, 2012, the most significant event affecting our financial performance was the fluctuation in the price of antimony (see table page 6). During the year ending December 31, 2012, the most significant event was the commencement of production at our Mexico operations which caused our reported operating costs to be elevated when compared to years when we were not initiating the operation of a new production facility. During the year ending December 31, 2010, we recorded an impairment loss of \$199,302. Going forward, the increased supply of raw material from Mexico and the metal prices for both antimony and precious metals, will be the most significant factors influencing our operations. The following are highlights of the significant changes during the three year period:

- Revenues from antimony sales in 2012 were approximately \$1,653,000 (16%) smaller than 2011 primarily due to a decrease in the price of antimony. Our revenues from antimony increased in 2011 by approximately \$4,233,000 (68%) from 2010 primarily due to an increase in the price of antimony metal (approximately \$4,135,000).
- Our cost of goods sold for antimony for 2012 decreased by approximately \$790,000 for 2012 due to a decrease in our raw materials cost, but was a greater per cent of sales than in prior years primarily due to costs associated with starting a major production facility in Mexico. Our cost of goods sold for antimony during 2011 and 2010 increased by approximately \$3,765,000 (65%) and \$3,539,000 (159%), respectively. The increase in cost of goods sold in 2011 was primarily due to the increase in the cost of our raw materials, and the increase in 2010 was due to the increase in the price of metal and increased production. For all three years, costs of goods sold include production costs from Mexico operations. The cost of goods sold during all years has been impacted by an increase in the cost of operating supplies, such as fuel, trucking, insurance, refractor costs, steel, and propane.
- Our volume of zeolite sold was nearly the same in 2012 as 2011, but total revenue increased by approximately \$598,000. In 2012, we sold more products with additives, which are higher priced, than we did in 2011, and we raised prices for most products due to our increased operating costs. Our cost of goods sold for 2012 increased by approximately \$354,000 from 2011, primarily due to the cost of additives, drying, blending, and overall operating cost increases. Our revenues from zeolite were up both in price and tons sold (approximately \$880,000) in 2010 from 2009. This was primarily due to a contract for nuclear remediation with the Department of Energy. That contract was not ongoing in 2011, which was the primary cause for a decrease of approximately 3,200 tons sold (approximately \$500,000). Although tons sold for 2011 was less than 2010, there was an increase in the sales price per ton which accounted for an increase in revenue of approximately \$130,000. The increase in the price for 2011 was mainly due to an additive, drying, and blending for a customer, which also caused a similar increase in our cost of production for 2011.
- General and administrative costs, as reported in our statement of operations, include fees paid to directors through stock based compensation. In 2012, we incurred \$88,000 in fees to the NYSE MKT that were included in general and administrative expenses. General and administrative costs for both 2012 and 2011 include general and administrative costs related to commencement of production at our facilities in Mexico. The combined general and administrative costs were 5.5% and 4.0% of sales for 2012 and 2011, respectively.
- The increase in professional fees for 2012, 2011, and 2010 (approximately \$39,600, \$52,500 and \$ 30,700, respectively) was primarily due to increased costs related to our audits and financial statement preparation.
- Factoring costs decreased in 2012 by approximately \$76,100 as we were able to reduce our collection time for accounts receivable. Our discount to customers for early payment increased by approximately \$42,100 in 2012 from 2011. Factoring expense increased for each year in 2011 and 2010 by approximately \$35,100 and \$30,700, respectively, because of increased revenue and greater amounts of accounts receivable available for factoring.
- For the year ending December 31, 2010, we determined that it was likely that we would be profitable in the future, and that it was appropriate to record a tax benefit of \$493,000 for the value of tax losses from prior years that could be used to reduce income tax in future periods. For the year ending December 31, 2011, this benefit was reduced by approximately \$105,600 for tax expenses due to taxable income in that year. For the year ended December 31, 2012, certain assets recorded for tax purposes that are not recorded on our books were reduced, causing a further reduction in this benefit of approximately \$167,100.

Subsidiaries

The Company has a 100% investment in two subsidiaries in Mexico, USAMSA and AM, whose carrying value was assessed at December 31, 2012, 2011, and 2010, for impairment. Management's assessment of the subsidiaries' fair value was based on their future benefit to us. During fiscal year 2010 USAMSA was forced to relocate to a new mill site, resulting in an impairment of approximately \$200,000.

Financial Condition and Liquidity

	2012	2011	2010
Current Assets	\$ 3,103,128	\$ 2,963,570	\$ 1,848,825
Current liabilities	(1,803,396)	(1,742,022)	(784,322)
Net Working Capital	<u>\$ 1,299,732</u>	<u>\$ 1,221,548</u>	<u>\$ 1,064,503</u>
Cash provided (used) by operations	\$ 526,419	\$ 564,041	\$ 307,350
Cash (used) by investing	(3,513,901)	(2,239,441)	(965,919)
Cash provided (used) by financing:			
Principal paid on long-term debt	(464,936)	(124,722)	(59,270)
Sale of Stock	4,624,763	1,242,780	1,003,229
Other	(176,961)	113,908	(17,142)
Net change in cash	<u>\$ 995,384</u>	<u>\$ (443,434)</u>	<u>\$ 268,248</u>

Our financial condition and liquidity, i.e., our net working capital, has improved each year for the three years ended December 31, 2012. This was due to an increase in our cash provided by operations and the sale of stock each year. We used most of our resources from operating cash flows and the sale of stock to complete our mine, mill, and smelter production facility in Mexico. Over the three year period, we raised approximately \$6,870,000 from issuing restricted stock, and we used approximately \$9,183,000, including \$1,998,000 of assets purchased with debt, for capital improvements in Mexico (\$7,881,000), Montana (\$482,000), and at the Bear River Zeolite plant (\$820,000). In Mexico, we completed the final installation of the crusher, ball mill and flotation circuit, four additional furnaces at Madero, and paid for partial construction of a natural gas pipeline.

During the next year ending December 31, 2013, we are planning on financing our improvements through operating cash flow, including final installation of a natural gas pipeline to the Madero smelter, and installation of a 400 - 500 ton per day flotation mill that will increase our production from the Los Juarez ore.

In 2012, cash provided by operations was primarily due to the collection of approximately \$978,000 of accounts receivable, which were approximately \$1,438,000 at the beginning of the year, and approximately \$460,000 as of December 31, 2012. During the year ended December 31, 2010, the cash provided by operations was increased by the addition of a deferred tax asset for \$493,000. In 2011, an increase in inventories due to raw materials purchased per supply agreements reduced cash flows from operations by approximately \$923,000, and in 2011 and 2010, increases in accounts receivable due to December sales reduced cash flows from operations by approximately \$693,000 and \$583,000, respectively. An increase in accounts payable, not paid because of the increase in the amount of accounts receivable due at year end, increased our cash flow from operations by approximately \$585,000 for 2011. The current portion of our long term debt is serviceable from the cash generated by operations.

Our stockholders' equity section makes note that we have a liquidation preference of \$5,689,780 as concerns our preferred stock. This consists of a liquidation payment of \$5,225,360 due if we liquidate our company or sell substantially all our assets, and \$464,420 of undeclared dividends. The Board of Directors' does not intend to declare dividends on preferred stock as due and payable at any time in the near future. We do not feel that the liquidation preference and undeclared dividends related to our preferred stock will be an impediment to raising capital in the future by issuing additional shares of common stock, and are not going to affect our liquidity.

ITEM 7A. QUANTITATIVE AND QUALITATIVE DISCLOSURES ABOUT MARKET RISK

We sell our antimony products based on a world market price. Our earnings and cash flow are significantly affected by changes in the price of antimony. The price of antimony can fluctuate widely and is influenced by numerous factors such as demand, production levels, and world political and economic events. During the past ten years, the price of antimony metal has ranged from a low of \$.88 per pound to a high of \$6.97 per pound. Analysis of our costs indicate that, for the year ending December 31, 2012, raw material costs were approximately 50% of our cost of revenues (cost of goods sold). Most of our production costs are fixed in nature, and could not be decreased readily without decreasing our production. During the year ended December 31, 2012, a \$2 per pound decrease in our sales price would have likely caused our gross profit to decrease by \$1 per pound. As we produce more of our raw material from our Mexico operations and our raw material cost becomes less affected by world prices, a decrease in our sales price will have a smaller impact on our cost of revenues.

ITEM 7B. CRITICAL ACCOUNTING ESTIMATES

We have, besides our estimates of the amount of depreciation on our assets, two critical accounting estimates. The value of our unprocessed ore in inventory is based on assays taken at the time the ore is delivered, and may vary when the ore is processed and final settlement is made. Also, the asset recovery obligation on our balance sheet is based on an estimate of the future cost to recover and remediate our properties as required by our permits upon cessation of our operations, and may differ when we cease operations.

- The value of our unprocessed purchased ore in our inventory is based on assays taken at the time the ore is delivered, and may vary when the ore is processed and final settlement is made. We assay purchased ore to estimate the amount of antimony contained per metric ton, and then make an advance payment based on the Rotterdam price of antimony and the % of antimony contained. Our payment scale incorporates a penalty for ore with a low percentage of antimony. After processing the ore and determining a final recovery of the amount of antimony metal in a lot of purchased ore, a final settlement is made, and any underpayment or overpayment is accounted for. It is reasonably likely that the initial assay used for advance payment will differ from the amount of metal recovered from a given lot. If the initial assay of a lot of ore on hand at the end of a reporting period were different, it would cause a change in our reported inventory and accounts payable amounts, but would not change our reported cost of goods sold or net income amounts. At December 31, 2012, if we had overestimated the per cent of antimony in our total inventory of purchased ore by 2.5%, (a 10% correction to the amount of antimony metal contained if we estimated 25.0% antimony per metric ton), the amount of our inventory and accounts payable would be smaller by approximately \$50,000. Our net income would not be affected. The amount of the accounting estimate is in a constant state of change because the amount of purchased ore and the per cent of metal contained are constantly changing. Due to the amount of ore on hand at the end of a reporting period as compared to the amount of total assets, liabilities, equity, and the ore processed during a reporting period, any change in the amount of estimated metal contained would likely not result in a material change to our financial condition.
- The asset recovery obligation and asset on our balance sheet is based on an estimate of the future cost to recover and remediate our properties as required by our permits upon cessation of our operations, and may differ when we cease operations. As of December 31, 2011, we made an estimate that the cost of the machine and man hours probable to be needed to put our properties in the condition required by our permits once we cease operations would be \$134,000. For purposes of the estimate, we used a probable life of 20 years and costs that, initially, are comparable to rates that we would incur at the present. We are adding to (an accretion of 6%) the liability each year by \$8,040, and amortizing the asset over 20 years (\$6,700 annually), which decreases our net income in total each year by \$11,740. We will make periodic reviews of the remaining life of the mine and other operations, and the estimated remediation costs upon closure, and adjust our account balances accordingly. At this time, we think that an adjustment in our asset recovery obligation in future periods would not have a material impact in the year of adjustment, but would change the amount of the annual accretion and amortization costs charged to our expenses by an undetermined amount.

ITEM 8. FINANCIAL STATEMENTS

The consolidated financial statements of the registrant are included herein on pages F1-F20.

ITEM 9. CHANGES IN AND DISAGREEMENTS WITH ACCOUNTANTS ON ACCOUNTING AND FINANCIAL DISCLOSURE

None

ITEM 9A. CONTROLS AND PROCEDURES

Evaluation of disclosure controls and procedures

We maintain disclosure controls and procedures that are designed to ensure that information required to be disclosed in our reports under the Securities Exchange Act of 1934 is recorded, processed, summarized and reported within the time periods specified in the SEC's rules and forms, and that such information is accumulated and communicated to management, as appropriate, to allow timely decisions regarding required disclosure. Our Chief Financial Officer conducted an evaluation of the effectiveness of USAC's disclosure controls and procedures (as defined in the Securities Exchange Act of 1934 Rules 13a-15(e) and 15d-15(e)) as of December 31, 2012. Based upon this evaluation, it was determined that there were material weaknesses affecting our internal control over financial reporting (described below) and, as a result of those weaknesses, our disclosure controls and procedures were ineffective as of December 31, 2012.

Internal control over financial reporting

Management's annual report on internal control over financial reporting

The management of USAC is responsible for establishing and maintaining adequate internal control over financial reporting. This internal control system has been designed to provide reasonable assurance to our management and Board of Directors regarding the preparation and fair presentation of our published financial statements.

All internal control systems, no matter how well designed, have inherent limitations. Therefore, even those systems determined to be effective can provide only reasonable assurance with respect to financial statement preparation and presentation.

The management of USAC has assessed the effectiveness of our internal control over financial reporting as of December 31, 2012. To make this assessment, we used the criteria for effective internal control over financial reporting described in Internal Control-Integrated Framework, issued by the Committee of Sponsoring Organizations of the Treadway Commission (COSO).

As a result of our assessment, we concluded that we have material weaknesses in our internal control over financial reporting as of December 31, 2012. These weaknesses are as follows:

- Inadequate documentation of controls and monitoring of internal controls over significant accounts and processes including controls associated with the period-end financial reporting process;
- The absence of proper segregation of duties within significant accounts and processes and the absence of controls over management oversight, including antifraud programs and controls; and

We are aware of these material weaknesses and will develop procedures to ensure that independent review of material transactions is performed. The chief financial officer will develop internal control measures to mitigate the lack of inadequate documentation of controls and the monitoring of internal controls over significant accounts and processes including controls associated with the period-ending reporting processes, and to mitigate the segregation of duties within significant accounts and processes and the absence of controls over management oversight, including antifraud programs and controls.

We plan to consult with independent experts when complex transactions are entered into.

Because these material weaknesses exist, management has concluded that our internal control over financial reporting as of December 31, 2012, is ineffective.

Our internal control over financial reporting as of December 31, 2012, has been audited by DeCoria, Maichel & Teague, P.S., an independent registered public accounting firm, as stated in the attestation report which is included herein.

Changes in internal control over financial reporting

- During the year ended December 31, 2012, the Chief Financial Officer (CFO) prepared our quarterly and annual financial statements and SEC filings.
- The CFO prepared a capitalization policy reviewed and approved by the Audit Committee chairman.
- The CFO provided assistance to the Controller in applying generally accepted accounting principles.
- The CFO reviewed all bank reconciliations.
- The CFO reviewed items recorded as capital expenditures for material compliance with the Company's capitalization policy.
- The Board of Directors appointed three independent directors to an audit committee. The audit committee has been active in reviewing and approving the Company's financial statements, and is involved in the internal controls through communications with management and the auditors.

REPORT OF INDEPENDENT REGISTERED PUBLIC ACCOUNTING FIRM

To the Board of Directors and Shareholders of United States Antimony Corporation:

We have audited United States Antimony Corporation's internal control over financial reporting as of December 31, 2012, based on criteria established in *Internal Control—Integrated Framework* issued by the Committee of Sponsoring Organizations of the Treadway Commission (COSO). United States Antimony Corporation's management is responsible for maintaining effective internal control over financial reporting and for assessing of the effectiveness of internal control over financial reporting, included in the *Item 9A, Management's Annual Report on Internal Control Over Financial Reporting*. Our responsibility is to express an opinion on the company's internal control over financial reporting based on our audit.

We conducted our audit in accordance with the standards of the Public Company Accounting Oversight Board (United States). Those standards require that we plan and perform the audit to obtain reasonable assurance about whether effective internal control over financial reporting was maintained in all material respects. Our audit of internal control over financial reporting included obtaining an understanding of internal control over financial reporting, assessing the risk that a material weakness exists, and testing and evaluating the design and operating effectiveness of internal control based on the assessed risk. Our audit also included performing such other procedures as we considered necessary in the circumstances. We believe that our audit provides a reasonable basis for our opinion.

A company's internal control over financial reporting is a process designed to provide reasonable assurance regarding the reliability of financial reporting and the preparation of financial statements for external purposes in accordance with generally accepted accounting principles. A company's internal control over financial reporting includes those policies and procedures that (1) pertain to the maintenance of records that, in reasonable detail, accurately and fairly reflect the transactions and dispositions of the assets of the company; (2) provide reasonable assurance that transactions are recorded as necessary to permit preparation of financial statements in accordance with generally accepted accounting principles, and that receipts and expenditures of the company are being made only in accordance with authorizations of management and directors of the company; and (3) provide reasonable assurance regarding prevention or timely detection of unauthorized acquisition, use, or disposition of the company's assets that could have a material effect on the financial statements.

Because of its inherent limitations, internal control over financial reporting may not prevent or detect misstatements. Also, projections of any evaluation of effectiveness to future periods are subject to the risk that controls may become inadequate because of changes in conditions, or that the degree of compliance with the policies or procedures may deteriorate.

A material weakness is a control deficiency, or combination of deficiencies, in internal control over financial reporting, such that there is a reasonable possibility that a material misstatement of the Company's annual or interim financial statements will not be prevented or detected on a timely basis. The following material weaknesses have been identified and included in management's assessment:

Inadequate design of internal control over the preparation of the financial statements and over other significant accounts and financial reporting processes;

- Inadequate monitoring of internal controls over significant accounts and processes including controls associated with the period-end financial reporting process;
- The absence of proper segregation of duties within significant accounts and processes and ineffective controls over management oversight, including antifraud programs and controls; and
- Ineffective controls over the selection and application of accounting principles that are in conformity with generally accepted accounting principles, including controls over non-routine transactions and controls over the period-end financial reporting process.

These material weaknesses were considered in determining the nature, timing, and extent of audit tests applied in our audit of the 2012 consolidated financial statements, and this report does not affect our report dated March 12, 2013 on those financial statements.

In our opinion, United States Antimony Corporation did not maintain effective internal control over financial reporting as of December 31, 2012, based on criteria established in *Internal Control—Integrated Framework* issued by the Committee of Sponsoring Organizations of the Treadway Commission.

We have also audited, in accordance with the standards of the Public Company Accounting Oversight Board (United States), the consolidated balance sheets of United States Antimony Corporation as of December 31, 2012 and 2011, and the related consolidated statements of operations, changes in stockholders' equity and cash flows for each of the three years in the period ended December 31, 2012, and our report dated March 12, 2013 expressed an unqualified opinion thereon.

DeCoria, Maichel & Teague, P.S.
Spokane, Washington
March 12, 2013

ITEM 9B. OTHER INFORMATION

We file the following reports with the Securities and Exchange Commission, or SEC:

- Form 10K Annual Report Under Section 13 or 15(d) of the Securities and Exchange Act of 1934
- Form 10Q Quarterly Report Under Section 13 or 15(d) of the Securities and Exchange Act of 1934
- Form 8K Current Report Pursuant to Section 13 or 15(d) of the Securities and Exchange Act of 1934

The public may read and copy any materials that we file with SEC at the SEC's Public Reference Room at 100 F Street, NE, Washington, Dc 20549. The public may obtain information on the operation of the Public Reference Room by calling the SEC at 1-800-SEC-0330. We file electronically with the SEC. The SEC maintains an internet site (<http://www.sec.gov>), that contains reports, proxy and information statements, and other information regarding issuers that file electronically.

Our internet address is www.usantimony.com. Our annual report on Form 10K, quarterly report on Form 10Q, current reports on Form 8K, and any amendments to these reports is available, free of charge, as soon as practicable after such material is electronically filed with the SEC.

On February 9, 2012, as reported on SEC Form 8K, the Company accepted the resignation of Patrick W. Dugan, Esq., from the Board of Directors. Mr. Whitney Ferer was appointed to the Board of Directors in place of Mr. Dugan on February 22, 2012.

On May 15, 2012, as reported on SEC Form 8K, the Company accepted the resignation of Leo Jackson, from the Board of Directors. Mr. Bernard J. Guarnera was appointed to the Board of Directors in place of Mr. Jackson on May 15, 2012.

On January 7, 2012, the Company issued 1,102,500 shares of common stock at a price of \$2.00 per share. Each share is accompanied by a warrant to purchase an additional share for \$2.50 for two years.

On June 28, 2012, the Company issued 953,834 shares of common stock at a price of \$3.00 per share. Each share is accompanied by a warrant to purchase an additional one-half share for \$4.50 per share for two years.

PART III**ITEM 10. DIRECTORS, EXECUTIVE OFFICERS, PROMOTERS AND CONTROL PERSONS, COMPLIANCE WITH SECTION 16(A) OF THE EXCHANGE ACT**

Identification of directors and executive officers at December 31, 2012, is as follows:

Name	Age	Affiliation	Expiration of Term
John C. Lawrence	74	Chairman, President, Treasurer; Director	Annual meeting
John C. Gustavsen	64	First Vice-President	Annual meeting
Russell C. Lawrence	44	Second Vice-President And Director	Annual meeting
Matthew Keane	58	Third Vice-President	Annual meeting
Daniel L. Parks	64	Chief Financial Officer	Annual meeting
Alicia Hill	31	Secretary and Controller	Annual meeting
Bernard Guamera	69	Director	Annual meeting
Gary D. Babbitt	67	Director	Annual meeting
Whitney Ferer	54	Director	Annual meeting
Hart W. Baitis	63	Director	Annual meeting

Business Experience of Directors and Executive Officers

John C. Lawrence. Mr. Lawrence has been the president and a director since our inception. Mr. Lawrence was the president and a director of AGAU Mines, Inc., our corporate predecessor, since the inception of AGAU Mines, Inc. in 1968. He is a member of the Society of Mining Engineers and a recipient of the Uuno Sahinen Silver Medallion Award presented by Butte Tech, University of Montana. He has a vast background in mining, milling, smelting, chemical processing and oil and gas.

Gary D. Babbitt Mr. Babbitt has experience in mining industry with approximately 30 years dealing with joint ventures, purchases, royalty leases and contracts. He has a working knowledge of Spanish and has negotiated supply and mining agreements in Mexico. Mr. Babbitt has a B.A. from the Albertson College of Idaho, and earned his J.D. from the University of Chicago.

Bernard J. Guarnera. Mr. Guarnera, who was nominated to the Board in May 2012, has more than 40 years of experience in the global mining industry. Most recently he served as Chairman and CEO of Behre Dolbear & Company, an internationally recognized mining consulting firm which was founded in 1991. He previously served with Texaco's Minerals Group, Daymes & Moore, and Boise Cascade, firms where he worked in the coal and uranium, precious and base metals and industrial minerals sectors. Mr. Guarnera has degrees from the Michigan College of Mining & Technology (B.Sc. Geological Engineering (mining emphasis) and M.Sc. Economic Geology).

Russell C. Lawrence. Mr. Lawrence has experience in the lines of applied physics, mining, refining, excavation, electricity, electronics, and building contracting. He graduated from the University of Idaho in 1994 with a degree in physics, and worked for the Physics Department at the University of Idaho for a period of 10 years. He has also worked as a building contractor and for USAC at the smelter and laboratory at Thompson Falls, for USAMSA in the construction and operation of the USAMSA smelter in Mexico, and for Antimonio de Mexico, S. A. de C. V. at the San Miguel Mine and the Cadereyta mill site in Mexico.

Hart W. Baitis. Mr. Baitis graduated from the University of Oregon in 1971 with a B.S. in Geology, and was awarded a Ph. D. in Geology in 1976. He has 35 years of experience as an exploration geologist in the United States, Canada, Central America, and Mexico. Mr. Baitis is experienced in numerous geologic environments and terrains, and has been involved in all phases of exploration, ranging from field geologist, consultant, management, and acquisition team director.

Whitney Ferer. Mr. Ferer, who was nominated to the board in February 2012, has worked for 34 years for Aaron Ferer & Sons, or AF&S, headquartered in Omaha, Nebraska, where he is currently the Vice President of Trading and Operations and Vice Chairman of the Board of AF&S. He has been involved in the patenting of various processes for the breakdown of plastics and metal recovery, and was Vice President of the Lead & Zinc Division of AF&S. In addition, Mr. Ferer has been active in the trading of all metals, and facilitated the opening of eight offices in the Far East and China. He is one of the largest traders of antimony metal and oxide in the United States.

Daniel L. Parks. Mr. Parks graduated from the University of Idaho in 1974 with a B.S. in Accounting, and was licensed as a certified public accountant in 1976. He worked as an auditor for Coopers & Lybrand for three years, as controller for a lumber manufacturing company for one year, and owned his own accounting practice for thirty years. Mr. Parks was extensively involved in auditing and financial statement preparation during this time.

We are not aware of any involvement by our directors or executive officers during the past five years in legal proceedings that are material to an evaluation of the ability or integrity of any director or executive officer.

Board Meetings and Committees. Our Board of Directors held four (4) regular meetings during the 2012 calendar year. Each incumbent director attended all of the meetings held during the 2012 calendar year, in the aggregate, by the Board and each committee of the Board of which he was a member.

Our Board of Directors established an Audit Committee on December 10, 2011. It consists of three members, Gary Babbitt (Chairman), Whitney Ferer, and Hart Baitis. None of the Audit Committee members are involved in our day-to-day financial management. Hart Baitis is considered a financial expert.

During 2011, the Board also established a Compensation Committee and a Nominating Committee.

Board Member Compensation. We paid directors' fees in the form of 26,000 shares of our common stock per director during 2010. In January of 2012, we issued the directors 149,500 shares, of which 95,835 shares were for services during 2011. The remaining shares will be part of the directors' compensation for 2012. Following is a summary of fees, cash payments, stock awards, and other reimbursements to Directors during the year ended December 31, 2012:

Directors Compensation

Name and Principal Position	Fees Earned or paid in Cash	Stock Awards	Total Fees, Awards, and Other Compensation
John C. Lawrence, Chairman		\$ 25,000	\$ 25,000
Bernard Guarnera, Director		\$ 15,625	\$ 15,625
Gary D. Babbitt, Director	\$ 36,000	\$ 25,000	\$ 61,000
Leo Jackson, Director	\$ 60,000	\$ 36,755	\$ 96,755
Russell Lawrence, Director		\$ 25,000	\$ 25,000
Hartmut Baitis, Director		\$ 25,000	\$ 25,000
Whitney Ferer, Director		\$ 25,000	\$ 25,000
Patrick Dugan, Director		\$ 34,438	\$ 34,438

Section 16(a) Beneficial Ownership Reporting Compliance. Section 16(a) of the Securities Exchange Act of 1934 requires our directors and executive officers and the holders of 10% or more of our common stock to file reports of ownership and changes in ownership with the Securities and Exchange Commission. Officers, directors and stockholders holding more than 10% of our common stock are required by the regulation to furnish us with copies of all Section 16(a) forms they have filed. Based solely on our review of copies of Forms 3, 4 and 5 furnished to us, Mr. John Lawrence, Mr. Baitis, Mr. Babbitt, Mr. Ferer, Mr. Guarnera, and Mr. Russell Lawrence did not file timely Forms 3, 4 or Form 5 reports during 2012, 2011, or 2010.

Code of Ethics

The Company has adopted a Code of Ethics that applies to the Company's executive officers and its directors. The Company will provide, without charge, a copy of the Code of Ethics on the written request of any person addressed to the Company at: United States Antimony Corporation, P.O. Box 643, Thompson Falls, MT 59873.

ITEM 11. EXECUTIVE COMPENSATION

Summary Compensation Table

The Securities and Exchange Commission requires the following table setting forth the compensation paid by USAC to its principal executive officer for fiscal years ending December 31, 2012, 2011, and 2010.

Name and Principal Position	Year	Salary	Bonus	Other Annual Compensation ⁽¹⁾	Restricted Options/Awards ⁽²⁾	All Other Compensation	Total
John C. Lawrence, President and Chief	2012	\$ 126,000	N/A	\$ 5,538	\$ 25,000	None	\$ 156,538
Executive Officer	2011	\$ 126,000		\$ 5,538	\$ 40,001		\$ 171,539
	2010	\$ 102,500		\$ 5,538	\$ 13,520		\$ 121,558
John C. Gustaven, Executive Vice President	2012	\$ 100,000	N/A			None	\$ 100,000
	2011	\$ 85,000					\$ 85,000
	2010						
Russell Lawrence, Vice President for Latin America	2012	\$ 100,000	N/A		\$ 25,000	None	\$ 125,000
	2011	\$ 85,000			\$ 40,001		\$ 125,001
	2010	\$ 85,000			\$ 13,520		\$ 98,520

⁽¹⁾ Represents earned but unused vacation.

⁽²⁾ These figures represent the fair values, as of the date of issuance, of the annual director's fee payable to Mr. Lawrence in the form of shares of USAC's common stock.

Compensation for all executive officers, except for the President/CEO position, is recommended to the compensation committee of the Board of Directors by the President/CEO. The compensation committee makes the recommendation for the compensation of the President/CEO. The compensation committee has identified a peer group of mining companies to aid in reviewing the President's compensation recommendations for executives, and for reviewing the compensation of the President/CEO. The full Board approves the compensation amounts recommended by the compensation committee. Currently, the executive managements' compensation only includes base salary and health insurance. The Company does not have annual performance based salary increases, long term performance based cash incentives, deferred compensation, retirement benefits, or disability benefits. For the year ended December 31, 2011, The Chief Executive Officer (CEO) received an increase in base compensation of \$24,000 annually. The Board of Directors determined that the CEO's compensation for the prior year ended December 31, 2010, was substantially less than that of Chief Executive Officers for similar companies, and that a raise was appropriate to compensate the CEO for management of a Company with the complexities of United States Antimony Corporation.

Two executive officers, the President/CEO and the Vice-President for the Latin American operations, receive restricted stock awards for their services as Board members.

The following table sets forth information concerning the outstanding equity awards at December 31, 2012, held by our principal executive officer. There were not any other outstanding equity awards or plan based awards to officers or directors as of December 31, 2012.

Name	Number of Securities Underlying Unexercised Options		Outstanding Equity Awards at Fiscal Year End	Average Exercise Price	Option Exercise Dates
	Exercisable	Unexercisable	Number of Securities Underlying Unexercised Unearned Options		
	#	#			
John C. Lawrence (Chairman of the Board Of Directors and Chief Executive Officer)	250,000	0	0	\$ 0.25	None

ITEM 12. SECURITY OWNERSHIP OF CERTAIN BENEFICIAL OWNERS AND MANAGEMENT

The following table sets forth information regarding beneficial ownership of our common stock as of March 18, 2013, by (i) each person who is known by us to beneficially own more than 5% of our Series B, C, and D preferred stock or common stock; (ii) each of our executive officers and directors; and (iii) all of our executive officers and directors as a group. Unless otherwise stated, each person's address is c/o United States Antimony Corporation, P.O. Box 643, 47 Cox Gulch, Thompson Falls, Montana 59873.

Title of Class	Name and Address of Beneficial Owner ⁽¹⁾	Amount and Nature of Beneficial Ownership	Percent of Class ⁽¹⁾	Percent of all Voting Stock
Common stock	Reed Family Limited Partnership 328 Adams Street Milton, MA 02186	3,918,335	7	7
Common stock	The Dugan Family c/o A. W. Dugan 1415 Louisiana Street, Suite 3100 Houston, TX 77002	6,362,927 ⁽³⁾	10	10
Series B Preferred	Excel Mineral Company PO Box 3800 Santa Barbara, CA 93130	750,000 ⁽⁵⁾	100	N/A
Series C Preferred	Richard A. Woods 59 Penn Circle West Penn Plaza Apts. Pittsburgh, PA 15206	48,305 ⁽⁴⁾	27	Nil
Series C Preferred	Dr. Warren A. Evans 69 Ponfret Landing Road Brooklyn, CT 06234	48,305 ⁽⁴⁾	27	Nil
Series C Preferred	Edward Robinson 1007 Spruce Street 1 st Floor Philadelphia, PA 19107	32,203 ⁽⁴⁾	18	Nil
Series C Preferred	All Series C Preferred Shareholders as a group	177,904 ⁽⁴⁾	100	Nil
Common stock	John C. Lawrence	4,128,346 ⁽²⁾	7	7
Common stock	Hart Baitis	20,526	Nil	Nil
Common stock	Russ Lawrence	165,693	Nil	Nil
Common stock	Bernard Guarnera	12,275	Nil	Nil
Common stock	Gary Babbitt	134,167	Nil	Nil
Common stock	Whitney Ferer	58,026	Nil	Nil
Common stock	Matthew Keane	10,300	Nil	Nil
Common stock	Daniel Parks	35,400	Nil	Nil
Common Stock	All directors and executive officers as a group	4,564,733	7	7
Series D Preferred	John C. Lawrence	1,590,672 ⁽⁴⁾	91	3
Series D Preferred	Leo Jackson	102,000	5	Nil
Series D Preferred	Gary Babbitt	58,333	Nil	Nil
Series D Preferred	All Series D Preferred Shareholders as a group	1,751,005 ⁽⁴⁾	100	3

⁽¹⁾ Beneficial Ownership is determined in accordance with the rules of the Securities and Exchange Commission and generally includes voting or investment power with respect to securities. Shares of common stock subject to options or warrants currently exercisable or convertible, or exercisable or convertible within 60 days of March 18, 2013, are deemed outstanding for computing the percentage of the person holding options or warrants but are not deemed outstanding for computing the percentage of any other person. Percentages are based on a total of 61,896,726 shares of common stock, 750,000 shares of Series B Preferred Stock, 177,904 shares of Series C Preferred Stock, and 1,751,005 shares of Series D Preferred Stock outstanding on March 18, 2013. Total voting stock of 63,825,635 shares is a total of all the common stock issued, and all of the Series C and Series D Preferred Stock.

⁽²⁾ Includes 3,801,653 shares of common stock and 250,000 stock purchase warrants. Excludes 183,324 shares owned by Mr. Lawrence's sister, as to which Mr. Lawrence disclaims beneficial ownership.

⁽³⁾ Includes shares owned by the estate of Al W. Dugan and shares owned by companies owned and controlled by the estate of Al W. Dugan. Excludes 183,333 shares owned by Lydia Dugan as to which the estate of Mr. Dugan disclaims beneficial ownership.

⁽⁴⁾ The outstanding Series C and Series D preferred shares carry voting rights equal to the same number of shares of common stock.

⁽⁵⁾ The outstanding Series B preferred shares carry voting rights only if the Company is in default in the payment of declared dividends. The Board of Directors has not declared any dividends as due and payable for the Series B preferred stock.

ITEM 13. CERTAIN RELATIONSHIPS AND RELATED TRANSACTIONS

Described below are transactions during the last three years to which we are a party and in which any director, executive officer or beneficial owner of five percent (5%) or more of any class of our voting securities or relatives of our directors, executive officers or five percent (5%) beneficial owners has a direct or indirect material interest. See also transactions described in notes 4, 9, 10, 11, 12, 15 and 19 to our Financial Statements as of December 31, 2012.

We reimbursed John C. Lawrence, a director and Chief Executive Officer, for operational and maintenance expenses incurred in connection with our use of equipment owned by Mr. Lawrence, including welding trucks, backhoes, and an aircraft. Reimbursements for 2012, 2011 and 2010, totaled \$117,111, \$47,232, and \$53,932, respectively.

During the year ended 2012, we issued 100,000 shares to Herbert Denton for services provided related to the private issuance of stock in January and June of 2012. The value of the shares issued to Mr. Denton was treated as a cost of issuance and did not affect net income. We also issued 165,827 shares to Directors for services, with a value at time of issuance of \$451,232. \$211,818 was treated as an expense for 2012, \$230,004 was expensed in 2011, and \$9,410 is being carried as prepaid directors' fees

During 2011, the Company awarded 95,835 shares of its common stock to its Board of Directors as compensation for their services as directors. In connection with the issuances, the Company recorded \$230,004 in director compensation expense. The shares were issued in January of 2012.

During 2010, the Company issued 130,000 of its common stock to its Board of Directors as compensation for their services as directors. In connection with the issuances, the Company recorded \$67,600 in director compensation expense.

ITEM 14. PRINCIPAL ACCOUNTANT FEES AND SERVICES

The Company's Board of Directors and audit committee reviews and approves audit and permissible non-audit services performed by DeCoria, Maichel & Teague P.S., as well as the fees charged by DeCoria, Maichel & Teague P.S. for such services. In its review of non-audit service fees and its appointment of DeCoria, Maichel & Teague P.S. as the Company's independent accountants, the Board of Directors considered whether the provision of such services is compatible with maintaining DeCoria, Maichel & Teague P.S. independence. All of the services provided and fees charged by DeCoria, Maichel & Teague P.S. in 2011 were pre-approved by the Board of Directors and its audit committee.

Audit Fees

The aggregate fees billed by DeCoria, Maichel & Teague P.S. for professional services for the audit of the annual financial statements of the Company and the reviews of the financial statements included in the Company's quarterly reports on Form 10-Q for 2012, 2011, and 2010 were \$172,991, \$102,728, and \$73,976, respectively, net of expenses.

Audit-Related Fees

There were no other fees billed by DeCoria, Maichel & Teague P.S. during the last three fiscal years for assurance and related services that were reasonably related to the performance of the audit or review of the Company's financial statements and not reported under "Audit Fees" above.

Tax Fees

The aggregate fees billed by DeCoria, Maichel & Teague P.S. during the last two fiscal years for professional services rendered by DeCoria, Maichel & Teague P.S. for tax compliance for 2012, 2011 and 2010 were \$4,082, \$7,408, and \$5,236, respectively.

All Other Fees

There were no other fees billed by DeCoria, Maichel & Teague P.S. during the last two fiscal years for products and services provided by DeCoria, Maichel & Teague P.S.

ITEM 15. EXHIBITS AND REPORTS ON FORM 8-K

<u>Exhibit Number</u>	<u>Description</u>
3.01	Articles of Incorporation of USAC, filed as an exhibit to USAC's Form 10-KSB for the fiscal year ended December 31, 1995 (File No.001-08675), are incorporated herein by this reference.
3.02	Amended and Restated Bylaws of USAC, filed as an exhibit to amendment No. 2 to USAC's Form SB-2 Registration Statement (Reg. No. 333-45508) are incorporated herein by this reference.
3.03	Articles of Correction of Restated Articles of Incorporation of USAC.
3.04	Articles of Amendment to the Articles of Incorporation of United States Antimony Corporation, filed as an exhibit to USAC's Form 10-QSB for the quarter ended September 30, 2002 (File No. 001-08675), are incorporated herein by this reference.
4.01	Key Employees 2000 Stock Plan, filed as an exhibit to USAC's Form S-8 Registration Statement filed on March 10, 2000 (File No. 333-32216) is incorporated herein by this reference.

Documents filed with USAC's Annual Report on Form 10-KSB for the year ended December 31, 1995 (File No. 001-08675), are incorporated herein by this reference:

10.10	Yellow Jacket Venture Agreement
10.11	Agreement Between Excel-Mineral USAC and Bobby C. Hamilton
10.12	Letter Agreement
10.13	Columbia-Continental Lease Agreement Revision
10.14	Settlement Agreement with Excel Mineral Company
10.15	Memorandum Agreement
10.16	Termination Agreement
10.17	Amendment to Assignment of Lease (Geosearch)
10.18	Series B Stock Certificate to Excel-Mineral Company, Inc.
10.19	Division Order and Purchase and Sale Agreement
10.20	Inventory and Sales Agreement
10.21	Processing Agreement
10.22	Release and settlement agreement between Bobby C. Hamilton and United States Antimony Corporation
10.23	Columbia-Continental Lease Agreement
10.24	Release of Judgment

10.25	Covenant Not to Execute
10.26	Warrant Agreements filed as an exhibit to USAC's Annual Report on Form 10-KSB for the year ended December 31, 1996 (File No. 001-08675), are incorporated herein by this reference
10.27	Letter from EPA, Region 10 filed as an exhibit to USAC's Quarterly Report on Form 10-QSB for the quarter ended September 30, 1997 (File No. 001-08675) is incorporated herein by this reference
10.28	Warrant Agreements filed as an exhibit to USAC's Annual Report on Form 10-KSB for the year ended December 31, 1997 (File No. 001-08675) are incorporated herein by this reference
10.30	Answer, Counterclaim and Third-Party Complaint filed as an exhibit to USAC's Quarterly Report on Forms 10-QSB for the quarter ended September 30, 1998 (File No. 001-08675) is incorporated herein by this reference

Documents filed with USAC's Annual Report on Form 10-KSB for the year ended December 31, 1998 (File No. 001-08675), are incorporated herein by this reference:

10.31	Warrant Issue-AI W. Dugan
10.32	Amendment Agreement

Documents filed with USAC's Quarterly Report on Form 10-QSB for the quarter ended March 31, 1999 (File No. 001-08675) is incorporated herein by this reference:

10.33	Warrant Issue-John C. Lawrence
10.34	PVS Termination Agreement

Documents filed as an exhibit to USAC's Form 10-KSB for the year ended December 31, 1999 (File No. 001-08675) are incorporated herein by this reference:

10.35	Maguire Settlement Agreement
10.36	Warrant Issue-Carlos Tejada
10.37	Warrant Issue-AI W. Dugan
10.38	Memorandum of Understanding with Geosearch Inc.
10.39	Factoring Agreement-Systran Financial Services Company
10.40	Mortgage to John C. Lawrence
10.41	Warrant Issue-AI W. Dugan filed as an exhibit to USAC's Quarterly Report on Form 10-QSB for the quarter ended March 31, 2000 (File No. 001-08675) is incorporated herein by this reference
10.42	Agreement between United States Antimony Corporation and Thomson Kernaghan & Co., Ltd. filed as an exhibit to USAC form 10-QSB for the quarter ended June 30, 2000 (File No. 001-08675) are incorporated herein by this reference

10.43	Settlement agreement and release of all claims between the Estate of Bobby C. Hamilton and United States Antimony Corporation filed as an exhibit to USAC form 10-QSB for the quarter ended June 30, 2000 (File No. 001-08675) are incorporated herein by this reference.
10.44	Supply Contracts with Fortune America Trading Ltd. filed as an exhibit to USAC form 10-QSB for the quarter ended June 30, 2000 (File No. 001-08675) are incorporated herein by this reference
10.45	Amended and Restated Agreements with Thomson Kernaghan & Co., Ltd, filed as an exhibit to amendment No. 3 to USAC's Form SB-2 Registration Statement (Reg. No. 333-45508), are incorporated herein by this reference
10.46	Purchase Order from Kohler Company, filed as an exhibit to amendment No. 4 to USAC's Form SB-2 Registration Statement (Reg. No. 333-45508) are incorporated herein by this reference

Documents filed as an exhibit to USAC's Form 10-QSB for the quarter ended June 30, 2002 (File No. 001-08675) are incorporated herein by this reference:

10.47	Bear River Zeolite Company Royalty Agreement, dated May 29, 2002
10.48	Grant of Production Royalty, dated June 1, 2002
10.49	Assignment of Common Stock of Bear River Zeolite Company, dated May 29, 2002
10.50	Agreement to Issue Warrants of USA, dated May 29, 2002
10.51	Secured convertible note payable - Delaware Royalty Company dated December 22, 2003*
10.52	Convertible note payable - John C. Lawrence dated December 22, 2003*
10.53	Pledge, Assignment and Security Agreement dated December 22, 2003*
10.54	Note Purchase Agreement dated December 22, 2003*
14.0	Code of Ethics*
31.1	Rule 13a-14(a)/15d-14(a) Certifications Certification of John C. Lawrence*
32.1	Section 1350 Certifications Certification of John C. Lawrence*
44.1	CERCLA Letter from U.S. Forest Service filed as an exhibit to USAC form 10-QSB for the quarter ended June 30, 2000 (File No. 001-08675) are incorporated herein by this reference and filed as an exhibit to USAC's Form 10-KSB for the year ended December 31, 1995 (File No. 1-8675) is incorporated herein by this reference

* Filed herewith.

Reports on Form 8-K

Item 5. Other Events - October 10, 2003.

Exhibit 21.01**Subsidiaries of Registrant, as of December 31, 2012**

Bear River Zeolite Company
 C/o Box 643
 Thompson Falls, MT 59873

Antimonio de Mexico S.A. de C.V.
 C/o Box 643
 Thompson Falls, MT 59873

United States Antimony, Mexico S.A. de C.V.
 C/o Box 643
 Thompson Falls, MT 59873

Exhibit 95. Mine Safety Disclosures

Pursuant to Section 1503(a) of the Dodd-Frank Wall Street Reform and Consumer Protection Act of 2010 (the "Dodd-Frank Act"), issuers that are operators, or that have a subsidiary that is an operator, of a coal or other mine in the United States are required to disclose in their periodic reports filed with the SEC information regarding specified health and safety violations, orders and citations, related assessments and legal actions, and mining-related fatalities. During the year ended December 31, 2012, we had no material specified health and safety violations, orders or citations, related assessments or legal actions, mining-related fatalities, or similar events in relation to our United States operations requiring disclosure pursuant to Section 1503(a) of the Dodd-Frank Act, except as follows:

MSHA Actions for the year ended December 31, 2012

<u>Mine</u>	<u>Mine Act §104(a) Violations (1)</u>	<u>Mine Act §104(b) Orders (2)</u>	<u>Mine Act §104(d) Citations and Orders (3)</u>	<u>Mine Act §(b)(2) Violations (4)</u>	<u>Mine Act §107(a) Orders (5)</u>	<u>Proposed Assessments from MSHA (In dollars\$)</u>	<u>Mining Related Fatalities</u>	<u>Mine Act §104(e) Notice (yes/no) (6)</u>	<u>Pending Legal Action before Federal Mine Safety and Health Review Commission (yes/no)</u>
Bear River Zeolite	9	0	0	0	0	\$ 3,408.00	0	No	No

SIGNATURES

Pursuant to the requirements of Section 13 or 15(b) of the Securities Exchange Act of 1934, the Registrant has duly caused this report to be signed on its behalf by the undersigned, thereunto duly authorized.

UNITED STATES ANTIMONY CORPORATION
(Registrant)

Date: March 18, 2013

By: _____
John C. Lawrence, President, Director,
and Principal Executive Officer

Date: March 18, 2013

By: _____
Daniel L. Parks, Chief Financial Officer

Date: March 18, 2013

By: _____
Alicia Hill, Controller

Pursuant to the requirements of the Securities Exchange Act of 1934, this report has been signed below by the following persons on behalf of the Registrant and in the capacities and on the dates indicated.

Date: March 18, 2013

By: _____
John C. Lawrence, Director and President
(Principal Executive)

Date: March 18, 2013

By: _____
Whitney Ferer, Director

Date: March 18, 2013

By: _____
Gary D. Babbitt, Director

Date: March 18, 2013

By: _____
Hart Baitis, Director

Date: March 18, 2013

By: _____
Russell Lawrence, Director

Date: March 18, 2013

By: _____
Bernard J. Guarnera, Director

REPORT OF INDEPENDENT REGISTERED PUBLIC ACCOUNTING FIRM

To the Board of Directors and Shareholders of United States Antimony Corporation:

We have audited the accompanying consolidated balance sheets of United States Antimony Corporation ("the Company") as of December 31, 2012 and 2011, and the related consolidated statements of operations, changes in stockholders' equity and cash flows for each of the three years in the period ended December 31, 2012. These consolidated financial statements are the responsibility of the Company's management. Our responsibility is to express an opinion on the consolidated financial statements based on our audits.

We conducted our audits in accordance with the standards of the Public Company Accounting Oversight Board (United States). Those standards require that we plan and perform the audit to obtain reasonable assurance about whether the consolidated financial statements are free of material misstatement. An audit includes examining, on a test basis, evidence supporting the amounts and disclosures in the consolidated financial statements. An audit also includes assessing the accounting principles used and significant estimates made by management, as well as evaluating the overall financial statement presentation. We believe that our audits provide a reasonable basis for our opinion.

In our opinion, the consolidated financial statements referred to above present fairly, in all material respects, the consolidated financial position of United States Antimony Corporation as of December 31, 2012 and 2011, and the results of its consolidated operations and cash flows for each of the three years in the period ended December 31, 2012, in conformity with accounting principles generally accepted in the United States of America.

We also have audited, in accordance with the standards of the Public Company Accounting Oversight Board (United States), United States Antimony Corporation's internal control over financial reporting as of December 31, 2012, based on criteria established in *Internal Control – Integrated Framework* issued by the Committee of Sponsoring Organizations of the Treadway Commission (COSO) and our report dated March 12, 2013 expressed an adverse opinion thereon.

DeCoria, Maichel & Teague, P.S.
Spokane, Washington
March 12, 2013

United States Antimony Corporation and Subsidiaries
Consolidated Balance Sheets
December 31, 2012 and 2011

ASSETS

	2012	2011
Current assets:		
Cash and cash equivalents	\$ 1,000,811	\$ 5,427
Certificates of deposit	243,616	-
Accounts receivable, less allowance for doubtful accounts of \$4,031 and \$7,600, respectively	456,159	1,438,564
Inventories	1,192,189	1,066,813
Other current assets	170,529	56,208
Deferred tax asset	39,824	396,558
Total current assets	<u>3,103,128</u>	<u>2,963,570</u>
Properties, plants and equipment, net	10,576,406	6,047,004
Restricted cash for reclamation bonds	75,251	74,777
Deferred tax asset	189,627	-
Other assets	498,496	54,766
Total assets	<u>\$ 14,442,908</u>	<u>\$ 9,140,117</u>

LIABILITIES AND STOCKHOLDERS' EQUITY

Current liabilities:		
Checks issued and payable	\$ -	\$ 113,908
Accounts payable	1,181,223	994,940
Due to factor	23,536	146,589
Accrued payroll, taxes and interest	89,541	141,928
Other accrued liabilities	30,220	119,292
Payables to related parties	17,522	101,974
Deferred revenue	-	43,760
Long-term debt, current	461,354	79,631
Total current liabilities	<u>1,803,396</u>	<u>1,742,022</u>
Long-term debt, net of current portion	1,044,140	158,218
Stock payable to directors for services	-	230,004
Asset retirement and accrued reclamation costs	249,540	241,500
Total liabilities	<u>3,097,076</u>	<u>2,371,744</u>
Commitments and contingencies (Note 4 and 12)		
Stockholders' equity:		
Preferred stock \$0.01 par value, 10,000,000 shares authorized:		
Series A: -0- shares issued and outstanding	-	-
Series B: 750,000 shares issued and outstanding (liquidation preference \$885,000 and \$877,500, respectively)	7,500	7,500
Series C: 177,904 shares issued and outstanding (liquidation preference \$97,847 both years)	1,779	1,779
Series D: 1,751,005 shares issued and outstanding (liquidation preference \$4,755,582 and \$4,714,433, respectively)	17,509	17,509
Common stock, \$0.01 par value, 90,000,000 shares authorized; 61,896,726 and 59,349,300 shares issued and outstanding, respectively	618,966	593,492
Additional paid-in capital	30,745,650	25,635,129
Accumulated deficit	(20,045,572)	(19,487,036)
Total stockholders' equity	<u>11,345,832</u>	<u>6,768,373</u>
Total liabilities and stockholders' equity	<u>\$ 14,442,908</u>	<u>\$ 9,140,117</u>

The accompanying notes are an integral part of these consolidated financial statements.

United States Antimony Corporation and Subsidiaries
Consolidated Statements of Operations

For the years ended December 31, 2012, 2011 and 2010

	2012	2011	2010
REVENUES	\$ 12,042,702	\$ 13,118,090	\$ 9,073,324
COST OF REVENUES	11,007,802	11,443,892	7,699,592
GROSS PROFIT	1,034,900	1,674,198	1,373,732
OPERATING EXPENSES:			
General and administrative	810,369	428,092	438,889
Salaries and benefits	284,483	149,671	153,819
Professional fees	258,735	204,904	152,357
Impairment of properties, plants and equipment	-	-	199,302
TOTAL OPERATING EXPENSES	<u>1,353,587</u>	<u>782,667</u>	<u>944,367</u>
INCOME (LOSS) FROM OPERATIONS	<u>(318,687)</u>	<u>891,531</u>	<u>429,365</u>
OTHER INCOME (EXPENSE):			
Interest income	8,049	5,205	7,751
Interest expense	(2,691)	-	(5,796)
Factoring expense	(78,100)	(154,206)	(119,107)
TOTAL OTHER INCOME (EXPENSE)	<u>(72,742)</u>	<u>(149,001)</u>	<u>(117,152)</u>
INCOME (LOSS) BEFORE INCOME TAXES	<u>(391,429)</u>	<u>742,530</u>	<u>312,213</u>
INCOME TAXES:			
Income tax (expense) - current	-	(9,168)	-
Income tax (expense) benefit - deferred	(167,107)	(96,442)	493,000
TOTAL INCOME TAXES	<u>(167,107)</u>	<u>(105,610)</u>	<u>493,000</u>
NET INCOME (LOSS)	<u>(558,536)</u>	<u>636,920</u>	<u>805,213</u>
Preferred dividends	(48,649)	(48,649)	(48,648)
Net income (loss) available to common shareholders	<u>\$ (607,185)</u>	<u>\$ 588,271</u>	<u>\$ 756,565</u>
Net income (loss) per share of common stock:			
Basic	<u>\$ (0.01)</u>	<u>\$ 0.01</u>	<u>\$ 0.01</u>
Diluted	<u>\$ (0.01)</u>	<u>\$ 0.01</u>	<u>\$ 0.01</u>
Weighted average shares outstanding:			
Basic	61,896,726	58,855,348	54,356,693
Diluted	61,896,726	59,381,175	54,578,054

The accompanying notes are an integral part of these consolidated financial statements.

United States Antimony Corporation and Subsidiaries
Consolidated Statements of Changes in Stockholders' Equity (Deficit)

For the years ended December 31, 2012, 2011, and 2010

	Total Preferred Stock		Common Stock		Stock Subscriptions Receivable	Additional Paid In Capital	Accumulated Deficit	Total
	Shares	Amount	Shares	Amount				
Balances, December 31, 2009	2,678,909	\$ 26,788	53,098,769	\$ 530,987	\$ (270,000)	\$ 23,604,625	\$ (20,929,169)	\$ 2,963,231
Issuance of common stock and warrants for cash, net of offering costs			3,492,502	34,925	(180,000)	944,597		799,522
Payment received for outstanding stock subscriptions					203,707			203,707
Write off of uncollectible stock subscriptions			(543,889)	(5,439)	163,730	(158,291)		-
Issuance of common stock to Directors for services			260,000	2,600		114,400		117,000
Net income							805,213	805,213
Balances, December 31, 2010	2,678,909	26,788	56,307,382	563,073	(82,563)	24,505,331	(20,123,956)	4,888,673
Issuance of common stock for cash, net of offering costs			3,041,918	30,419		1,129,798		1,160,217
Payment received for outstanding stock subscriptions					82,563			82,563
Net income							636,920	636,920
Balances, December 31, 2011	2,678,909	26,788	59,349,300	593,492	-	25,635,129	(19,487,036)	6,768,373
Issuance of common stock and warrants for cash, net of offering costs			2,156,334	21,563		4,603,200		4,624,763
Issuance of common stock to Directors for services:								
Accrued in prior year			95,835	958		229,046		230,004
For current year			69,992	700		220,528		221,228
Issuance of common stock for cash through exercise of warrants			225,265	2,253		57,747		60,000
Net loss							(558,536)	(558,536)
Balances, December 31, 2012	2,678,909	\$ 26,788	61,896,726	\$ 618,966	\$ -	\$ 30,745,650	\$ (20,045,572)	\$ 11,345,832

The accompanying notes are an integral part of these consolidated financial statements.

United States Antimony Corporation and Subsidiaries
Consolidated Statements of Cash Flows

For the years ended December 31, 2012, 2011, and 2010

	2012	2011	2010
Cash Flows From Operating Activities:			
Net income (loss)	\$ (558,536)	\$ 636,920	\$ 805,213
Adjustments to reconcile net income (loss) to net cash provided (used) by operating activities:			
Depreciation and amortization expense	472,990	405,746	355,876
Accretion of asset retirement obligation	8,040	-	-
Common stock issued for services	221,228	-	117,000
Common stock payable to directors for services	-	230,004	-
Impairment of properties, plant and equipment	-	-	199,302
Deferred income taxes	167,107	96,442	(493,000)
Change in:			
Accounts receivable, net	982,405	(693,146)	(583,653)
Inventories	(125,376)	(923,522)	54,145
Other current assets	(114,321)	(37,953)	(18,255)
Other assets	(443,730)	40,000	(94,766)
Accounts payable	186,283	584,698	32,467
Accrued payroll, taxes and interest	(52,387)	51,425	6,646
Other accrued liabilities	(89,072)	(100,836)	(8,357)
Deferred revenue	(43,760)	43,760	(73,022)
Payables to related parties	(84,452)	83,914	7,754
Net cash provided by operating activities	<u>526,419</u>	<u>417,452</u>	<u>307,350</u>
Cash Flows From Investing Activities:			
Purchase of certificates of deposit	(244,090)	(466)	(395)
Purchase of properties, plants and equipment	(3,269,811)	(2,238,975)	(965,524)
Net cash used by investing activities	<u>(3,513,901)</u>	<u>(2,239,441)</u>	<u>(965,919)</u>
Cash Flows From Financing Activities:			
Net proceeds from (payments to) factor	(123,053)	146,589	-
Proceeds from sale of common stock and warrants, net of commissions	4,624,763	1,160,217	799,522
Issuance of common stock pursuant to exercise of warrants	60,000	-	-
Principal payments of long-term debt	(464,936)	(124,722)	(59,270)
Payments received on stock subscription agreements	-	82,563	203,707
Change in checks issued and payable	(113,908)	113,908	(17,142)
Net cash provided by financing activities	<u>3,982,866</u>	<u>1,378,555</u>	<u>926,817</u>
NET INCREASE (DECREASE) IN CASH AND CASH EQUIVALENTS	995,384	(443,434)	268,248
Cash and cash equivalents at beginning of year	5,427	448,861	180,613
Cash and cash equivalents at end of year	<u>\$ 1,000,811</u>	<u>\$ 5,427</u>	<u>\$ 448,861</u>
SUPPLEMENTAL DISCLOSURE OF CASH FLOW INFORMATION:			
Interest paid in cash (net of amount capitalized)	\$ 2,691	\$ -	\$ 5,796
Noncash investing and financing activities:			
Properties, plants & equipment acquired with long-term debt	\$ 1,732,581	\$ 234,775	\$ 30,500
Stock issued for subscription receivable	-	-	180,000
Write-off of uncollectible stock subscriptions	-	-	163,730

The accompanying notes are an integral part of these consolidated financial statements.

United States Antimony Corporation and Subsidiaries

Notes to Consolidated Financial Statements

December 31, 2012, 2011 and 2010

1. Background of Company and Basis of Presentation

AGAU Mines, Inc., predecessor of United States Antimony Corporation ("USAC" or "the Company"), was incorporated in June 1968 as a Delaware corporation to mine gold and silver. USAC was incorporated in Montana in January 1970 to mine and produce antimony products. In June 1973, AGAU Mines, Inc. was merged into USAC. In December 1983, the Company suspended its antimony mining operations when it became possible to purchase antimony raw materials more economically from foreign sources. The principal business of the Company has been the production and sale of antimony products.

During 2000, the Company formed a 75% owned subsidiary, Bear River Zeolite Company ("BRZ"), to mine and market zeolite and zeolite products from a mineral deposit in southeastern Idaho. In 2001, an operating plant was constructed at the zeolite site and zeolite production and sales commenced. During 2002, the Company acquired the remaining 25% of BRZ and continued to produce and sell zeolite products.

During 2005, the Company formed a 100% owned subsidiary, Antimonio de Mexico S.A. de C.V. ("AM"), to explore and develop potential antimony properties in Mexico.

During 2006, the Company acquired 100% ownership in United States Antimony, Mexico S.A. de C.V. ("USAMSA"), which became a wholly-owned subsidiary of the Company.

2. Concentrations of Risk

Sales to Three

Largest Customers

	For the Year Ended		
	December 31, 2012	December 31, 2011	December 31, 2010
Alpha Gary Corporation	\$ 3,245,612	\$ 1,771,173	
Ampacet Corporation			\$ 602,980
Kohler Corporation	2,286,938	2,941,143	2,435,978
Polymer Products Inc.	1,119,055	2,887,862	666,600
	<u>\$ 6,651,605</u>	<u>\$ 7,600,178</u>	<u>\$ 3,705,558</u>
% of Total Revenues	58.14%	57.90%	40.80%

Three Largest

Accounts Receivable

	Year End		
	December 31, 2012	December 31, 2011	December 31, 2010
Kohler Corporation		\$ 299,273	\$ 62,454
Alpha Gary Corporation	\$ 194,005	254,940	
GE Lighting (LPC)		252,000	
H.B. Chemical Co.			226,600
BASF Catalysts LLC			196,810
Quantum Remediation	101,149		
Scutter Enterprises	41,512		
	<u>\$ 336,666</u>	<u>\$ 806,213</u>	<u>\$ 485,864</u>
% of Total Receivables	73.80%	64.20%	61.20%

The Company's revenues from antimony sales are strongly influenced by world prices for such commodities, which fluctuate and are affected by numerous factors beyond the Company's control, including inflation and worldwide forces of supply and demand. The aggregate effect of these factors is not possible to predict accurately.

United States Antimony Corporation and Subsidiaries

Notes to Consolidated Financial Statements

December 31, 2012, 2011 and 2010

3. Summary of Significant Accounting Policies

Principles of Consolidation

The Company's consolidated financial statements include the accounts of BRZ, USAMSA and AM, all wholly-owned subsidiaries. Intercompany balances and transactions are eliminated in consolidation.

Use of Estimates

The preparation of financial statements in conformity with accounting principles generally accepted in the United States of America requires management to make estimates and assumptions that affect the reported amounts of assets and liabilities and disclosure of contingent assets and liabilities at the date of the financial statements and the reported amounts of revenues and expenses during the reporting period. Significant and critical estimates include property, plant and equipment impairment, accounts receivable allowance, deferred income taxes, environmental remediation liabilities and asset retirement obligations. Actual results could differ from those estimates.

Reclassifications

Certain reclassifications have been made to the 2011 and 2010 financial statements in order to conform to the 2012 presentation. These reclassifications have no effect on net income (loss), total assets or stockholders' equity as previously reported.

Cash and Cash Equivalents

The Company considers cash in banks and investments with original maturities of three months or less when purchased to be cash equivalents.

Restricted Cash

Restricted cash at December 31, 2012 and 2011 consists of cash held for reclamation performance bonds, and is held as certificates of deposit with financial institutions.

Accounts Receivable

Accounts receivable are stated at the amount that management expects to collect from outstanding balances. Management provides for probable uncollectible amounts through an allowance for doubtful accounts. Changes to the allowance for doubtful accounts are based on management's judgment, considering historical write-offs, collections and current credit conditions. Balances which remain outstanding after management has used reasonable collection efforts are written off through a charge to the allowance for doubtful accounts and a credit to the applicable accounts receivable. Payments received on receivables subsequent to being written off are considered a bad debt recovery.

Inventories

Inventories at December 31, 2012 and 2011, consisted primarily of finished antimony products, antimony metal, antimony ore, and finished zeolite products that are stated at the lower of first-in, first-out cost or estimated net realizable value. Finished antimony products, antimony metal and finished zeolite products costs include raw materials, direct labor and processing facility overhead costs and freight allocated based on production quantity. Since the Company's antimony inventory is a commodity with a sales value that is subject to world prices for antimony that are beyond the Company's control, a significant change in the world market price of antimony could have a significant effect on the net realizable value of inventories. The Company periodically reviews its inventories to identify excess and obsolete inventories and to estimate reserves for obsolete inventories as necessary to reflect inventories at net realizable value.

United States Antimony Corporation and Subsidiaries

Notes to Consolidated Financial Statements

December 31, 2012, 2011 and 2010

3. Summary of Significant Accounting Policies, continued

Properties, Plants and Equipment

Properties, plants and equipment are stated at historical cost and are depreciated using the straight-line method over estimated useful lives of five to fifteen years. Vehicles and office equipment are stated at cost and are depreciated using the straight-line method over estimated useful lives of three to seven years. Maintenance and repairs are charged to operations as incurred. Betterments of a major nature are capitalized. Expenditures for new property plant, equipment, and improvements that extend the useful life or functionality of the asset are capitalized. The Company capitalized \$5,002,392 and \$2,473,750 in plant construction and other capital costs for the years ended December 31, 2012 and 2011, respectively. These amounts include capitalized interest of \$14,313 and \$10,888, respectively. When assets are retired or sold, the costs and related accumulated depreciation are eliminated from the accounts and any resulting gain or loss is reflected in operations.

Management of the Company periodically reviews the net carrying value of all of its long-lived assets. These reviews consider the net realizable value of each asset or group to determine whether a permanent impairment in value has occurred and the need for any asset write-down. An impairment loss is recognized when the estimated future cash flows (undiscounted and without interest) expected to result from the use of an asset are less than the carrying amount of the asset. Measurement of an impairment loss is based on the estimated fair value of the asset if the asset is expected to be held and used.

Translations of Foreign Currencies

All amounts are presented in United States (US) Dollars, and the US Dollar is the functional currency of the Company and its foreign subsidiaries. All transactions are carried out in US Dollars, or translated at the time of the transaction. There are no accounts carried in foreign currencies that would require translation at year end.

Mineral Rights

The cost to obtain the legal right to explore, extract and retain at least a portion of the benefits from mineral deposits are capitalized as mineral rights in the year of acquisition. These capitalized costs will be amortized to the statement of operations using the unit of production method when placed into production. Mineral rights are assessed for impairment when facts and circumstances indicate that the potential for impairment exists. No impairment has been indicated for the years ended December 31, 2012 or 2011 as a result of this assessment. Mineral rights are subject to write down in the period the property is abandoned.

Exploration and Development

The Company records exploration costs as operating expenses in the period they occur, and capitalizes development costs on discrete mineralized bodies that have proven reserves in compliance with SEC Industry Guide 7, and are in development or production.

Reclamation and Remediation

All of the Company's mining operations are subject to reclamation and remediation requirements. Minimum standards for mine reclamation have been established by various governmental agencies. Costs are estimated based primarily upon environmental and regulatory requirements and are accrued. The liability for reclamation is classified as current or noncurrent based on the expected timing of expenditures. Reclamation differs from an asset retirement obligation in that no associated asset is recorded in the case of reclamation liabilities.

United States Antimony Corporation and Subsidiaries

Notes to Consolidated Financial Statements

December 31, 2012, 2011 and 2010

3. Summary of Significant Accounting Policies, continued

It is reasonably possible that because of uncertainties associated with defining the nature and extent of environmental contamination, application of laws and regulations by regulatory authorities, and changes in remediation technology, the ultimate cost of remediation and reclamation could change in the future. The Company continually reviews its accrued liabilities for such remediation and reclamation costs as evidence becomes available indicating that its remediation and reclamation liability has changed.

The Company records the fair value of an asset retirement obligation as a liability in the period in which the Company incurs a legal obligation for the retirement of long-lived assets, it is probable that such costs will be incurred and they are reasonably estimable. A corresponding asset is also recorded and depreciated over the life of the assets on a units-of-production basis. After the initial measurement of the asset retirement obligation, the liability will be adjusted at the end of each reporting period to reflect changes in the estimated future cash flows underlying the obligation. Determination of any amounts recognized upon adoption is based upon numerous estimates and assumptions, including future retirement costs, future inflation rates, and the credit-adjusted risk-free interest rates.

Revenue Recognition

Sales of antimony and zeolite products are recorded upon shipment and when title passes to the customer. Prepayments received from customers prior to the time that products are shipped are recorded as deferred revenue. When the related products are shipped, the amount recorded as deferred revenue is recognized as revenue. The Company's sales agreements provide for no product returns or allowances.

Sales of precious metals are recognized when pervasive evidence of an arrangement exists, the price is fixed and determinable, the product has been delivered, title has transferred, and collection is reasonably assured.

Common Stock Issued for Consideration Other than Cash

All transactions in which goods or services are received for the issuance of shares of the Company's common stock are accounted for based on the fair value of the consideration received or the fair value of the common stock issued, whichever is more readily determinable.

Income Taxes

Income taxes are accounted for under the liability method. Under this method, deferred income tax liabilities or assets are determined at the end of each period using the tax rate expected to be in effect when the taxes are actually paid or recovered. A valuation allowance is recognized on deferred tax assets when it is more likely than not that some or all of these deferred tax assets will not be realized.

The Company applies generally accepted accounting principles for recognition of uncertainty in income taxes and prescribing a recognition threshold and measurement attribute for the recognition and measurement of a tax position taken or expected to be taken in a tax return.

Allowance for Doubtful Accounts

The allowance for doubtful accounts is based on management's regular evaluation of individual customer's receivables and consideration of a customer's financial condition and credit history. Trade receivables are written off when deemed uncollectible. Recoveries of trade receivables previously written off are recorded when received. Interest is not charged on past due accounts.

United States Antimony Corporation and Subsidiaries**Notes to Consolidated Financial Statements**

December 31, 2012, 2011 and 2010

3. Summary of Significant Accounting Policies, continuedIncome (Loss) Per Common Share

Basic earnings per share is calculated by dividing net income (loss) available to common stockholders by the weighted average number of common shares outstanding during the period. Diluted earnings per share is calculated based on the weighted average number of common shares outstanding during the period plus the effect of potentially dilutive common stock equivalents, including warrants to purchase the Company's common stock and convertible preferred stock. Management has determined that the calculation of diluted earnings per share for the years ended December 31, 2012, 2011 and 2010, adds none, 525,827 and 221,361 shares, respectively, to basic weighted average shares, related to common stock purchase warrants. Shares related to warrants and convertible preferred stock was not added to the weighted average of common stock for 2012 because the results would have been anti-dilutive.

As of December 31, 2012, 2011 and 2010, the remaining potentially dilutive common stock equivalents not included in the calculation of diluted earnings per share are as follows:

	December 31, 2012	December 31, 2011	December 31, 2010
Warrants	1,934,667	74,173	503,639
Convertible preferred stock	1,751,005	1,751,005	1,751,005
Total possible dilution	<u>3,685,672</u>	<u>1,825,178</u>	<u>2,254,644</u>

Fair Value of Financial Instruments

The Company's financial instruments include cash and cash equivalents, restricted cash and long-term debt. The carrying value of certificates of deposit, restricted cash, and long-term debt approximates fair value based on the contractual terms of those instruments.

Fair Value Measures

ASC 820, "Fair Value Measurements and Disclosures", requires an entity to maximize the use of observable inputs and minimize the use of unobservable inputs when measuring fair value. ASC 820 establishes a fair value hierarchy based on the level of independent, objective evidence surrounding the inputs used to measure fair value. A financial instrument's categorization within the fair value hierarchy is based upon the lowest level of input that is significant to the fair value measurement. ASC 820 prioritizes the inputs into three levels that may be used to measure fair value:

- Level 1: Applies to assets or liabilities for which there are quoted prices in active markets for identical assets or liabilities.
- Level 2: Applies to assets or liabilities for which there are inputs other than quoted prices that are observable for the asset or liability such as quoted prices for similar assets or liabilities in active markets; quoted prices for identical assets or liabilities in markets with insufficient volume or infrequent transactions (less active markets); or model-derived valuations in which significant inputs are observable or can be derived principally from, or corroborated by, observable market data.
- Level 3: Applies to assets or liabilities for which there are unobservable inputs to the valuation methodology that are significant to the measurement of the fair value of the assets or liabilities.

United States Antimony Corporation and Subsidiaries

Notes to Consolidated Financial Statements

December 31, 2012, 2011 and 2010

3. Summary of Significant Accounting Policies, continued

The table below sets forth our financial assets and liabilities that were accounted for at fair value on a recurring basis as of December 31, 2012 and 2011, respectively, and the fair value calculation input hierarchy level that we have determined applies to each asset and liability category.

Assets:	2012	2011	Input Hierarchy Level
Cash and cash equivalents	\$ 1,000,811	\$ 5,247	Level I
Certificates of deposit	\$ 243,616	\$ -	Level I
Restricted cash	\$ 75,251	\$ 74,777	Level I

4. Accounts Receivable and Due to Factor

The Company factors designated trade receivables pursuant to a factoring agreement with LSC Funding Group L.C., an unrelated factor (the "Factor"). The agreement specifies that eligible trade receivables are factored with recourse. Selected trade receivables are submitted to the factor, and receive 85% of the face value of the receivable by wire transfer. Upon payment by the customer, the remainder of the amount due is received from the factor, less a one-time servicing fee of 2% for the receivables factored. This servicing fee is recorded on the consolidated statement of operations in the period of sale to the factor.

Trade receivables assigned to the Factor are carried at the original invoice amount less an estimate made for doubtful accounts. Under the terms of the recourse provision, the Company is required to reimburse the Factor, upon demand, for factored receivables that are not paid on time. Accordingly, these receivables are accounted for as a secured financing arrangement and not as a sale of financial assets.

Receivables, net of allowances, are presented as current assets and we present the amount potentially due to the Factor as a secured financing in current liabilities.

Accounts Receivable	December 31, 2012	December 31, 2011
Accounts receivable - non factored	\$ 432,500	\$ 1,299,575
Accounts receivable - factored with recourse	27,690	146,589
less allowance for doubtful accounts	(4,031)	(7,600)
Accounts receivable - net	<u>\$ 456,159</u>	<u>\$ 1,438,564</u>

The factoring agreement requires the Company to pay a financing fee equal to 2% of the face amount of receivables sold. Factoring fees paid by the Company during the years ended December 31, 2012, 2011 and 2010 were \$78,100, \$154,206, and \$119,107, respectively. For the years ended December 31, 2012, 2011, and 2010, net accounts receivable of approximately \$ 3.80 million, \$7.39 million, and \$5.96 million, respectively, were sold under the agreement.

Proceeds from the sales were used to fund inventory purchases and operating expenses. The agreement is for a term of one year with automatic renewal for additional one-year terms.

United States Antimony Corporation and Subsidiaries**Notes to Consolidated Financial Statements**

December 31, 2012, 2011 and 2010

5. Inventories

The major components of the Company's inventories at December 31, 2012 and 2011 were as follows:

	2012	2011
Antimony Metal	\$ 152,821	\$ 152,026
Antimony Oxide	295,613	180,404
Antimony Concentrates	46,008	
Antimony Ore	500,192	644,113
Total antimony	994,634	976,543
Zeolite	197,555	90,270
	<u>\$ 1,192,189</u>	<u>\$ 1,066,813</u>

At December 31, 2012 and 2011, antimony metal consisted principally of recast metal from antimony-based compounds, and metal purchased from foreign suppliers. Antimony oxide inventory consisted of finished product oxide held at the Company's plant. Antimony concentrates and ore was held primarily at sites in Mexico and is essentially raw material, carried at cost. The Company's zeolite inventory consists of salable zeolite material held at BRZ's Idaho mining and production facility, and is carried at cost.

As we processed purchased ore from our inventory in Mexico, we became aware that, due to analytical problems, we were over paying for direct shipping ore. We received credits from some of our Mexican ore suppliers for previously purchased ore. As part of the negotiations, we exercised our option to purchase the Soyatal mine properties for approximately \$1.3MM. We are obligated to make payments of \$200,000 annually through 2018, and a final payment of \$100,000 is due in 2019. This obligation is recorded in long-term debt as Soyatal Mine. We have credits of approximately \$342,000 recorded in other assets for advances to the previous Soyatal operator which can be used as a payment on our debt at a rate of \$100,000 per year, or offset from future ore purchase payments which may become due to the suppliers.

6. Properties, Plants and Equipment

The major components of the Company's properties, plants and equipment at December 31, 2012 and 2011 are shown below. Approximately \$1.4 million and \$1.6 million of capitalized costs at December 31, 2012 and 2011, respectively, related primarily to the construction of an antimony mill in Mexico, have not yet been placed in service and, therefore, have not been subject to depreciation for those years.

During 2010 the Company incurred an impairment charge of \$199,302 on certain constructed assets at its Cal Los Arcos Mexican mill site because it was determined that the mill site was no longer viable. Assets such as installation costs and concrete work that were unable to be transported to the new mill site at Corral Blanco were deemed to be impaired and therefore written off.

United States Antimony Corporation and Subsidiaries

Notes to Consolidated Financial Statements

December 31, 2012, 2011 and 2010

6. Properties, Plants and Equipment, continued

	<u>2012</u>	<u>2011</u>
Antimony		
Equipment	\$ 3,762,238	\$ 1,936,038
Buildings	1,219,025	1,054,311
Mineral rights	786,087	635,011
Land and Other	5,942,853	3,394,174
	<u>11,710,203</u>	<u>7,019,534</u>
Accumulated depreciation	(2,850,722)	(2,597,878)
Total Antimony, net	<u>8,859,481</u>	<u>4,421,656</u>
Zeolite		
Equipment	2,397,119	2,125,748
Buildings	818,538	788,913
	<u>3,215,657</u>	<u>2,914,661</u>
Accumulated depreciation	(1,498,732)	(1,289,313)
Total Zeolite, net	<u>1,716,925</u>	<u>1,625,348</u>
Properties, plants and equipment, net	<u>\$ 10,576,406</u>	<u>\$ 6,047,004</u>

During 2011, the Company assessed the obligation for removal and remediation costs relating to its plants and mine in Mexico. Management assigned a cost to the expected work involved in complying with the requirements of the Mexico operating permits. Management applied, based on a 20 year life, a cost inflation factor, and then discounted that cost to a current net present value based on a discount rate of 6% (management's estimate of its credit-adjusted interest rate). Management determined a future cost in 2031 of approximately \$430,000 with a net present value of \$142,040.

Asset Retirement Obligation

Balance December 31, 2010	\$ -
Incurring during 2011	134,000
Balance December 31, 2011	<u>134,000</u>
Accretion during 2012	8,040
Balance December 31, 2012	<u>\$ 142,040</u>

The asset retirement obligation liability is combined with reclamation obligations for Idaho and Montana operations of \$107,500 at December 31, 2012.

United States Antimony Corporation and Subsidiaries

Notes to Consolidated Financial Statements

December 31, 2012, 2011 and 2010

7. Long-Term Debt:

Long-Term debt at December 31, 2012 and 2011, is as follows:

	2012	2011
Note payable to Thermo Fisher Financial Co., bearing interest at 5.67%; payable in monthly installments of \$3,522; maturing September 2013; collateralized by equipment.	\$ 34,310	\$ -
Note payable to Thermo Fisher Financial Co., bearing interest at 8.54%; payable in monthly installments of \$2,792; maturing December 2013; collateralized by equipment.	30,708	-
Note payable to Stearns Bank, bearing interest at 6.9%; payable in monthly installments of \$3,555; maturing December 2014; collateralized by equipment.	79,500	-
Note payable to Western States Equipment Co., bearing interest at 6.15%; payable in monthly installments of \$2,032; maturing June 2015; collateralized by equipment.	56,390	77,040
Note payable to CNH Capital America, LLC, bearing interest at 4.5%; payable in monthly installments of \$505; maturing June 2013; collateralized by equipment.	3,478	8,648
Note payable to Caterpillar Financial, bearing interest at 5.95%; payable in monthly installments of \$827; maturing September 2015; collateralized by equipment.	25,823	-
Note payable to GE Capital, bearing interest at 2.25%; payable in monthly installments of \$359; maturing July 2013; collateralized by equipment.	2,847	6,531
Note payable to De Lage Landen Financial Services bearing interest at 5.30%; payable in monthly installments of \$549; maturing March 2016; collateralized by equipment.	19,629	-
Note payable to Phyllis Rice, bearing interest at 1%; payable in monthly installments of \$2,000; maturing March 2015; collateralized by equipment.	55,365	80,882
Note payable to De Lage Landen Financial Services, bearing interest at 5.12%; payable in monthly installments of \$697; maturing December 2014; collateralized by equipment.	16,496	19,229
Note payable to Caterpillar Financial, bearing interest at 6.15%; payable in monthly installments of \$766; maturing August 2014; collateralized by equipment.	14,535	21,990
Note payable to De Lage Landen Financial Services, bearing interest at 5.28%; payable in monthly installments of \$709; maturing June 2014; collateralized by equipment.	12,235	23,529
Note payable for Corral Blanco Land, bearing interest at 6.0%, due May 1, 2013; collateralized by land	86,747	-
Note payable for Soyatal Mine, 7.0 % interest, annual payments of \$200,000 through 2019;	1,067,431	-
	<u>1,505,494</u>	<u>237,849</u>
Less Current portion	(461,354)	(79,631)
Non-Current portion	<u>\$ 1,044,140</u>	<u>\$ 158,218</u>

United States Antimony Corporation and Subsidiaries**Notes to Consolidated Financial Statements***December 31, 2012, 2011 and 2010***7. Long-Term Debt, continued**

At December 31, 2102, principal payments on debt are due as follows:

Year Ending December 31,	
2013	\$ 461,354
2014	259,360
2015	181,995
2016	159,551
2017	168,974
2018	180,802
2019	93,458
	<u>\$ 1,505,494</u>

8. Stockholders' EquityIssuance of Common Stock for Cash

In 2012, 2011, and 2010, the Company sold an aggregate of 2,281,599, 3,041,918, and 3,492,302 shares, respectively, of its unregistered common stock to existing stockholders and other parties for \$4,624,76, \$1,160,217, and \$799,522 respectively. In connection with sales of the Company's common stock in 2012 and 2010, 1,734,667 and 350,000 warrants, respectively, to purchase shares of the Company's common stock were issued. No warrants to purchase shares of the Company's common stock were granted in 2011.

Issuance of Common Stock for Services and Property

During the year ended 2012, we issued 100,000 shares to Herbert Denton for services provided related to the private issuance of stock in January and June of 2012. The value of the shares issued to Mr. Denton was treated as a cost of issuance and was deducted from proceeds received. We also issued 165,827 shares to Directors for services, with a total value at time of issuance of \$451,232. \$211,818 was an expense for 2012, \$230,004 was the expense for 2011, and \$9,410 is being carried as prepaid directors' fees.

During 2011, the Company declared, but did not issue 95,835 shares of unregistered common stock to be paid to its directors for services, having a fair value of \$230,004, based on the current stock price at the date declared. This expense was classified with general and administrative expense in the consolidated statement of operations. Shares were issued subsequent to December 31, 2011, and are therefore included as stock payable to directors as of that date.

During 2010, the Company awarded 130,000 shares of unregistered common stock to its directors for services, having a fair value of \$67,600, based on the current stock price at the date of grant. The expense is classified as general and administrative expense in the consolidated statement of operations.

Common Stock Warrants

The Company's Board of Directors has the authority to issue stock warrants for the purchase of preferred or unregistered common stock to directors and employees of the Company.

United States Antimony Corporation and Subsidiaries**Notes to Consolidated Financial Statements**

December 31, 2012, 2011 and 2010

8. Stockholders' Equity, continued

Transactions in common stock warrants are as follows:

	Number of Warrants	Exercise Prices
Balance, December 31, 2010	725,000	\$.20 - \$.75
Warrants exercised	(125,000)	\$.30 - \$.40
Balance, December 31, 2011	600,000	\$.30 - \$.60
Warrants issued	1,734,667	\$ 2.50 - \$4.50
Warrants exercised	(250,000)	\$.30 - \$2.50
Warrants expired	(150,000)	\$.30 - \$.40
Balance, December 31, 2012	<u>1,934,667</u>	<u>\$.25 - \$4.50</u>

The above common stock warrants
expire as follows:

Year ended December 31:	
2013	50,000
2014	1,157,750
2015	476,917
Thereafter	250,000
	<u>1,934,667</u>

Preferred Stock

The Company's Articles of Incorporation authorize 10,000,000 shares of \$0.01 par value preferred stock available for issuance with such rights and preferences, including liquidation, dividend, conversion, and voting rights, as the Board of Directors may determine.

Series B

During 1993, the Board established a Series B preferred stock, consisting of 750,000 shares. The Series B preferred stock has preference over the Company's common stock and Series A preferred stock; has no voting rights (absent default in payment of declared dividends); and is entitled to cumulative dividends of \$0.01 per share per year, payable if and when declared by the Board of Directors. In the event of dissolution or liquidation of the Company, the preferential amount payable to Series B preferred stockholders is \$1.00 per share plus dividends in arrears. No dividends have been declared or paid with respect to the Series B preferred stock. The Series B Preferred stock is no longer convertible to shares of the Company's common stock. At December 31, 2012 and 2011, cumulative dividends in arrears on the outstanding Series B shares were \$135,000 and \$127,500, respectively.

Series C

During 2000, the Board established a Series C preferred stock, consisting of 205,996 shares. In 2002, 28,092 shares were converted to common stock and cancelled, leaving 177,904 Series C preferred shares authorized and outstanding. The Series C preferred stock has preference over the Company's common stock and has voting rights equal to that number of shares outstanding, but no conversion or dividend rights. In the event of dissolution or liquidation of the Company, the preferential amount payable to Series C preferred stockholders is \$0.55 per share.

United States Antimony Corporation and Subsidiaries**Notes to Consolidated Financial Statements**

December 31, 2012, 2011 and 2010

8. Stockholders' Equity, continuedSeries D

During 2002, the Board established a Series D preferred stock, authorizing the issuance of up to 2,500,000 shares. The Series D preferred stock has preference over the Company's common stock but is subordinate to the liquidation preferences of the holders of the Company's outstanding Series A, Series B and Series C preferred stock. Series D preferred stock carries voting rights and is entitled to annual dividends of \$0.0235 per share. The dividends are cumulative and payable after payment and satisfaction of the Series A, B and C preferred stock dividends. No dividends have been declared or paid with respect to the Series D preferred stock. At December 31, 2012 and 2011, cumulative dividends in arrears on the 1,751,005 outstanding Series D shares were \$ 378,069 and \$336,920, respectively, payable if and when declared by the Board of Directors. In the event of dissolution or liquidation of the Company, the preferential amount payable to Series D preferred stockholders is \$2.50 per share. At December 31, 2012 and 2011, the liquidation preference for Series D preferred stock was \$4,755,069 and \$4,377,513, respectively. Holders of the Series D preferred stock have the right, subject to the availability of authorized but unissued common stock, to convert their shares into shares of the Company's common stock on a one-to-one basis without payment of additional consideration and are not redeemable unless by mutual consent. The majority of Series D preferred shares are held by John Lawrence, president of the Company.

9. 2000 Stock Plan

In January 2000, the Company's Board of Directors resolved to create the United States Antimony Corporation 2000 Stock Plan ("the Plan"). The purpose of the Plan is to attract and retain the best available personnel for positions of substantial responsibility and to provide additional incentive to employees, directors and consultants of the Company to promote the success of the Company's business. The maximum number of shares of common stock or options to purchase common stock that may be issued pursuant to the Plan is 500,000. At December 31, 2012 and 2011, 300,000 shares of the Company's common stock had been issued under the Plan. There were no issuances under the Plan during 2012 and 2011.

10. Income Taxes

The Company's income tax provision (benefit) for the years ending December 31, 2012, 2011, and 2010, are as follows:

	<u>2012</u>	<u>2011</u>	<u>2010</u>
Federal			
Current	\$ -	\$ -	\$ -
Deferred	151,915	87,675	(448,182)
Total	<u>\$ 151,915</u>	<u>\$ 87,675</u>	<u>\$ (448,182)</u>
State			
Current	\$ -	\$ 9,168	\$ -
Deferred	15,192	8,767	(44,818)
Total	<u>\$ 15,192</u>	<u>\$ 17,935</u>	<u>\$ (44,818)</u>
Foreign	\$ -	\$ -	\$ -
Total provision (benefit)	<u>\$ 167,107</u>	<u>\$ 105,610</u>	<u>\$ (493,000)</u>

United States Antimony Corporation and Subsidiaries**Notes to Consolidated Financial Statements**

December 31, 2012, 2011 and 2010

10. Income Taxes, continued

Domestic and foreign components of income (loss) from operations before income taxes for the years ended December 31, 2012, 2011, and 2010 are as follows:

	2012	2011	2010
Domestic	\$ 301,391	\$ 1,342,530	\$ 890,101
Foreign	(692,820)	(600,000)	(577,888)
Total	<u>\$ (391,429)</u>	<u>\$ 742,530</u>	<u>\$ 312,213</u>

At December 31, 2012 and 2011, the Company had net deferred tax assets as follows:

	2012	2011
Deferred tax asset:		
Property, plant, and equipment	\$ -	\$ 79,164
Other	11,151	2,926
Foreign exploration costs	208,855	249,309
Foreign net operating loss carryforward	374,110	390,000
Foreign property, plant, and equipment	217,887	
Federal and state net net operating loss carry forward	<u>39,824</u>	<u>65,159</u>
Deferred tax asset	<u>851,827</u>	<u>786,558</u>
Valuation allowance (foreign)	(605,496)	(390,000)
Valuation allowance (federal)	-	-
Total deferred tax asset	<u>246,331</u>	<u>396,558</u>
Deferred tax liability:		
Property, plant, and equipment	<u>(16,880)</u>	-
Total deferred tax liability	<u>(16,880)</u>	-
Net Deferred Tax Asset	<u>\$ 229,451</u>	<u>\$ 396,558</u>

Existing and forecasted pretax earnings for financial reporting purposes are sufficient to generate the estimated required future taxable income required to realize the recognized federal net deferred tax asset as of December 31, 2012.

At December 31, 2012, the Company has United States net operating loss carry forwards of approximately \$68,000 that expire at various dates between 2026 and 2029. In addition, the company has unexpired Montana state net operating loss carry forwards of approximately \$382,000 which expire between 2013 and 2019, and unexpired Idaho state net operating loss carry forwards of approximately \$165,000, which expire in 2032. The company has approximately \$1.3 million of Mexican net operating loss carry forwards which expire between 2019 and 2022.

United States Antimony Corporation and Subsidiaries

Notes to Consolidated Financial Statements

December 31, 2012, 2011 and 2010

10. Income Taxes, continued

The income tax provision (benefit) differs from the amount of income tax determined by applying the U.S. federal income tax rate to pretax income (loss) for the years ended December 31, 2012, 2011 and 2010 due to the following:

	2012		2011		2010	
Computed expected tax provision (benefit)	\$ (137,000)	-35.0%	\$ 259,886	35.0%	\$ 106,000	34.0%
Effect of permanent differences	-	0.0%	4,662	0.6%	30,000	9.6%
Foreign taxes	34,641	8.9%	24,000	3.2%	-	-
Other(1)	61,770	15.8%	126,062	17.0%	-	-
Increase in valuation allowance	207,696	53.1%	-	-	-	-
Release of valuation allowance	-	0.0%	(309,000)	-41.6%	(629,000)	-202.0%
Total	<u>\$ 167,107</u>	<u>42.7%</u>	<u>\$ 105,610</u>	<u>14.2%</u>	<u>\$ (493,000)</u>	<u>-158.4%</u>

(1) Meals and entertainment, effect of state taxes, change of prior year estimate, and rate differential, as management has refined their estimate to 38.5% in 2011.

During the years ended December 31, 2012, 2011, and 2010, there were no material uncertain tax positions taken by the Company. The Company United States income tax filings are subject to examination for the years 2010 through 2012, and 2011 and 2012 in Mexico. In the event that the Company is assessed penalties and or interest, penalties will be charged to other operating expense and interest will be charged to interest expense.

11. Related-Party Transactions

Amounts due to (due from) related parties at December 31, 2012 and 2011 were as follows:

	2012	2011
Payable to officer for antimony ore	\$ -	\$ 54,131
John C. Lawrence, president and director(1)	17,522	47,843
Net related party liabilities	<u>\$ 17,522</u>	<u>\$ 101,974</u>

(1) Transactions affecting the payable to Mr. Lawrence during 2012, 2011 and 2010 were as follows:

	2012	2011	2010
Balance, beginning of year	\$ 47,843	\$ 18,060	\$ 8,394
Aircraft rental charges	74,490	86,058	129,177
Payments and advances, net	(104,811)	(56,275)	(119,511)
Balance, end of year	<u>\$ 17,522</u>	<u>\$ 47,843</u>	<u>\$ 18,060</u>

In addition to transactions described above, during 2012, 2011, and 2010, the Company had the following transactions with related parties:

Members of the audit committee received \$24,000 in cash for 2011.

During 2012, 2011, and 2010, the Company paid \$89,204, \$107,359, and \$55,469, respectively, to a director for development of Mexican mill sites and consulting fees.

A director of the Company acted on behalf of the Company as liaison to Mexican officials through the year ended 2011. During the years ended December 31, 2011 and 2010, fees and expenses to this director were \$37,083 and \$32,000, respectively.

United States Antimony Corporation and Subsidiaries**Notes to Consolidated Financial Statements**

December 31, 2012, 2011 and 2010

11. Related-Party Transactions, continued

Royalty expense, based on sales of zeolite, of \$61,678, \$45,515, and \$54,587, was incurred for the years ended December 31, 2012, 2011 and 2010, respectively, to a company controlled by the estate of Al Dugan, formerly a significant stockholder and the father of a former director.

12. Commitments and Contingencies

In 2005, AM signed an option agreement that gives AM the exclusive right to explore and develop the San Miguel I and San Miguel II concessions for an annual payment of \$50,000, and an option to purchase payment of \$100,000 annually. Total payments will not exceed \$1,430,344, reduced by taxes paid. During the years ended December 31, 2012, 2011, and 2010, \$86,956, \$186,956, and \$186,956, respectively, was paid or accrued and capitalized as mineral rights in accordance with the Company's accounting policies.

From time to time, the Company is assessed fines and penalties by the Mine Safety and Health Administration ("MSHA"). Using appropriate regulatory channels, management may contest these proposed assessments, and has accrued \$0 and \$27,503 in other accrued liabilities as of December 31, 2012, and 2011, respectively, related to these settled claims.

13. Business Segments

The Company has two operating segments, antimony and zeolite. Management reviews and evaluates the operating segments exclusive of interest and factoring expenses. Therefore, interest and factoring expense is not allocated to the segments.

The Madero smelter at the Company's Mexico operation brings antimony up to an intermediate stage, which must then be shipped to the United States operation for finishing.

Segment disclosures regarding sales to major customers and for inventories are located in Notes 2 and 5, respectively.

	For the year ended		
	December 31, 2012	December 31, 2011	December 31, 2010
Capital expenditures:			
Antimony			
United States	\$ 288,364	\$ 160,536	\$ 31,300
Mexico	4,385,983	1,988,345	927,131
Subtotal Antimony	4,674,347	2,148,881	958,431
Zeolite	328,045	324,869	36,300
Total	\$ 5,002,392	\$ 2,473,750	\$ 994,731
	For the year ended		
	December 31, 2012	December 31, 2011	December 31, 2010
Revenues:			
Antimony	\$ 9,401,003	\$ 11,074,449	\$ 6,657,369
Zeolite	2,641,699	2,043,641	2,415,955
Total	\$ 12,042,702	\$ 13,118,090	\$ 9,073,324

United States Antimony Corporation and Subsidiaries

Notes to Consolidated Financial Statements

December 31, 2012, 2011 and 2010

13. Business Segments, continued

	For the year ended		
	December 31, 2012	December 31, 2011	December 31, 2010
Gross profit:			
Antimony	\$ 672,939	\$ 1,556,013	\$ 903,560
Zeolite	361,961	118,185	470,172
Total	<u>\$ 1,034,900</u>	<u>\$ 1,674,198</u>	<u>\$ 1,373,732</u>

	For the year ended		
	December 31, 2012	December 31, 2011	December 31, 2010
Depreciation and amortization:			
Antimony	\$ 263,214	\$ 199,515	\$ 141,421
Zeolite	209,776	206,231	187,068
Total	<u>\$ 472,990</u>	<u>\$ 405,746</u>	<u>\$ 328,489</u>

	As of	
	December 31, 2012	December 31, 2011
Total Assets:		
Antimony		
United States	\$ 3,941,460	\$ 2,387,425
Mexico	8,166,318	4,291,187
Subtotal Antimony	12,107,778	6,678,612
Zeolite	2,335,130	2,461,505
Total	<u>\$ 14,442,908</u>	<u>\$ 9,140,117</u>

CERTIFICATION

I, John C. Lawrence, certify that:

- (1) I have reviewed this annual report on Form 10-K of United States Antimony Corporation.
- (2) Based on my knowledge, this report does not contain any untrue statement of a material fact or omit to state a material fact necessary to make the statements made, in light of the circumstances under which such statements were made, not misleading with respect to the period covered by this report;
- (3) Based on my knowledge, the financial statements, and other financial information included in this report, fairly present in all material respects the financial condition, results of operations and cash flows of the registrant as of, and for, the periods presented in this report;
- (4) I am responsible for establishing and maintaining disclosure controls and procedures (as defined in Exchange Act Rules 13a-15(e) and 15d-15(e)) and internal control over financial reporting (as defined in Exchange Act Rules 13a-15(f) and 15d-15(f)) for the registrant and have:
 - (a) Designed such disclosure controls and procedures, or caused such disclosure controls and procedures to be designed under my supervision, to ensure that material information relating to the registrant, including its consolidated subsidiaries, is made known to me by others within those entities, particularly during the period in which this report is being prepared;
 - (b) Designed such internal control over financial reporting, or caused such internal control over financial reporting to be designed under our supervision, to provide reasonable assurance regarding the reliability of financial reporting and the preparation of financial statements for external purposes in accordance with generally accepted accounting principles;
 - (c) Evaluated the effectiveness of the registrant's disclosure controls and procedures and presented in this report my conclusion about the effectiveness of the disclosure controls and procedures, as of the end of the period covered by this report based on such evaluation; and
 - (d) Disclosed in this report any change in the registrant's internal control over financial reporting that occurred during the registrant's most recent fiscal quarter (the registrant's fourth fiscal quarter in the case of an annual report) that has materially affected, or is reasonably likely to materially affect, the registrant's internal control over financial reporting; and
- (5) I have disclosed, based on my most recent evaluation of internal control over financial reporting, to the registrant's auditors and the audit committee of the registrant's Board of Directors (or persons performing the equivalent functions):
 - (a) All significant deficiencies and material weaknesses in the design or operation of internal control over financial reporting which are reasonably likely to adversely affect the registrant's ability to record, process, summarize and report financial information; and
 - (b) Any fraud, whether or not material, that involves management or other employees who have a significant role in the registrant's internal control over financial reporting.

Date: March 18, 2013

John C. Lawrence, President, and Chief Executive Officer

CERTIFICATION

I, Daniel L. Parks, certify that:

- (1) I have reviewed this annual report on Form 10-K of United States Antimony Corporation.
- (2) Based on my knowledge, this report does not contain any untrue statement of a material fact or omit to state a material fact necessary to make the statements made, in light of the circumstances under which such statements were made, not misleading with respect to the period covered by this report;
- (3) Based on my knowledge, the financial statements, and other financial information included in this report, fairly present in all material respects the financial condition, results of operations and cash flows of the registrant as of, and for, the periods presented in this report;
- (4) I am responsible for establishing and maintaining disclosure controls and procedures (as defined in Exchange Act Rules 13a-15(e) and 15d-15(e)) and internal control over financial reporting (as defined in Exchange Act Rules 13a-15(f) and 15d-15(f)) for the registrant and have:
 - (a) Designed such disclosure controls and procedures, or caused such disclosure controls and procedures to be designed under my supervision, to ensure that material information relating to the registrant, including its consolidated subsidiaries, is made known to me by others within those entities, particularly during the period in which this report is being prepared;
 - (b) Designed such internal control over financial reporting, or caused such internal control over financial reporting to be designed under our supervision, to provide reasonable assurance regarding the reliability of financial reporting and the preparation of financial statements for external purposes in accordance with generally accepted accounting principles;
 - (c) Evaluated the effectiveness of the registrant's disclosure controls and procedures and presented in this report my conclusion about the effectiveness of the disclosure controls and procedures, as of the end of the period covered by this report based on such evaluation; and
 - (d) Disclosed in this report any change in the registrant's internal control over financial reporting that occurred during the registrant's most recent fiscal quarter (the registrant's fourth fiscal quarter in the case of an annual report) that has materially affected, or is reasonably likely to materially affect, the registrant's internal control over financial reporting; and
- (5) I have disclosed, based on my most recent evaluation of internal control over financial reporting, to the registrant's auditors and the audit committee of the registrant's Board of Directors (or persons performing the equivalent functions):
 - (a) All significant deficiencies and material weaknesses in the design or operation of internal control over financial reporting which are reasonably likely to adversely affect the registrant's ability to record, process, summarize and report financial information; and
 - (b) Any fraud, whether or not material, that involves management or other employees who have a significant role in the registrant's internal control over financial reporting.

Date: March 18, 2013

Daniel L. Parks, Chief Financial Officer

CERTIFICATION

I, Alicia Hill, certify that:

- (1) I have reviewed this annual report on Form 10-K of United States Antimony Corporation.
- (2) Based on my knowledge, this report does not contain any untrue statement of a material fact or omit to state a material fact necessary to make the statements made, in light of the circumstances under which such statements were made, not misleading with respect to the period covered by this report;
- (3) Based on my knowledge, the financial statements, and other financial information included in this report, fairly present in all material respects the financial condition, results of operations and cash flows of the registrant as of, and for, the periods presented in this report;
- (4) I am responsible for establishing and maintaining disclosure controls and procedures (as defined in Exchange Act Rules 13a-15(e) and 15d-15(e)) and internal control over financial reporting (as defined in Exchange Act Rules 13a-15(f) and 15d-15(f)) for the registrant and have:
 - (a) Designed such disclosure controls and procedures, or caused such disclosure controls and procedures to be designed under my supervision, to ensure that material information relating to the registrant, including its consolidated subsidiaries, is made known to me by others within those entities, particularly during the period in which this report is being prepared;
 - (b) Designed such internal control over financial reporting, or caused such internal control over financial reporting to be designed under our supervision, to provide reasonable assurance regarding the reliability of financial reporting and the preparation of financial statements for external purposes in accordance with generally accepted accounting principles;
 - (c) Evaluated the effectiveness of the registrant's disclosure controls and procedures and presented in this report my conclusion about the effectiveness of the disclosure controls and procedures, as of the end of the period covered by this report based on such evaluation; and
 - (d) Disclosed in this report any change in the registrant's internal control over financial reporting that occurred during the registrant's most recent fiscal quarter (the registrant's fourth fiscal quarter in the case of an annual report) that has materially affected, or is reasonably likely to materially affect, the registrant's internal control over financial reporting; and
- (5) I have disclosed, based on my most recent evaluation of internal control over financial reporting, to the registrant's auditors and the audit committee of the registrant's Board of Directors (or persons performing the equivalent functions):
 - (a) All significant deficiencies and material weaknesses in the design or operation of internal control over financial reporting which are reasonably likely to adversely affect the registrant's ability to record, process, summarize and report financial information; and
 - (b) Any fraud, whether or not material, that involves management or other employees who have a significant role in the registrant's internal control over financial reporting.

Date: March 18, 2013

Alicia Hill, Controller

CERTIFICATION PURSUANT TO THE SARBANES-OXLEY ACT

18 U.S.C. SECTION 1350

AS ADOPTED PURSUANT TO SECTION 906

OF THE SARBANES-OXLEY ACT OF 2002

I, John C. Lawrence, director and president of United States Antimony Corporation (the "Registrant") do hereby certify, pursuant to 18 U.S.C. Section 1350, as adopted pursuant to Section 906 of the Sarbanes-Oxley Act of 2002, that, to my knowledge:

1. This Annual Report on Form 10-K of the Registrant for the fiscal year ended December 31, 2012, as filed with the Securities and Exchange Commission (the "report"), fully complies with the requirements of Section 13(a) or 15(d) of the Securities Exchange Act of 1934; and
2. The information contained in the report fairly presents, in all material respects, the financial condition and results of operations of the Registrant.

Date: March 18, 2013

John C. Lawrence
President and Director

CERTIFICATION PURSUANT TO THE SARBANES-OXLEY ACT

18 U.S.C. SECTION 1350

AS ADOPTED PURSUANT TO SECTION 906

OF THE SARBANES-OXLEY ACT OF 2002

I, Daniel L. Parks, Chief Financial Officer of United States Antimony Corporation (the "Registrant") do hereby certify, pursuant to 18 U.S.C. Section 1350, as adopted pursuant to Section 906 of the Sarbanes-Oxley Act of 2002, that, to my knowledge:

1. This Annual Report on Form 10-K of the Registrant for the fiscal year ended December 31, 2012, as filed with the Securities and Exchange Commission (the "report"), fully complies with the requirements of Section 13(a) or 15(d) of the Securities Exchange Act of 1934; and
2. The information contained in the report fairly presents, in all material respects, the financial condition and results of operations of the Registrant.

Date: March 18, 2013

Daniel L. Parks
Chief Financial Officer

CERTIFICATION PURSUANT TO THE SARBANES-OXLEY ACT

18 U.S.C. SECTION 1350

AS ADOPTED PURSUANT TO SECTION 906

OF THE SARBANES-OXLEY ACT OF 2002

I, Alicia Hill, Controller of United States Antimony Corporation (the "Registrant") do hereby certify, pursuant to 18 U.S.C. Section 1350, as adopted pursuant to Section 906 of the Sarbanes-Oxley Act of 2002, that, to my knowledge:

1. This Annual Report on Form 10-K of the Registrant for the fiscal year ended December 31, 2012, as filed with the Securities and Exchange Commission (the "report"), fully complies with the requirements of Section 13(a) or 15(d) of the Securities Exchange Act of 1934; and
2. The information contained in the report fairly presents, in all material respects, the financial condition and results of operations of the Registrant.

Date: March 18, 2013

Alicia Hill
Controller