

**UNITED STATES  
SECURITIES AND EXCHANGE COMMISSION  
WASHINGTON, D.C. 20549**

**FORM 10-K**

(Mark One)

ANNUAL REPORT PURSUANT TO SECTION 13 OR 15(d) OF THE SECURITIES EXCHANGE ACT OF 1934

For the fiscal year ended December 31, 2015

OR

TRANSITION REPORT PURSUANT TO SECTION 13 OR 15(d) OF THE SECURITIES EXCHANGE ACT OF 1934

For the transition period from \_\_\_\_\_ to \_\_\_\_\_

Commission File Number 001-37587

**CytomX Therapeutics, Inc.**

(Exact Name of Registrant as Specified in Its Charter)

Delaware  
(State or other jurisdiction of  
incorporation or organization)

343 Oyster Point Boulevard, Suite 100  
South San Francisco, California  
(Address of principal executive offices)

27-3521219  
(I.R.S. Employer  
Identification No.)

94080  
(Zip Code)

(650) 515-3185

(Registrant's telephone number, including area code)

Securities registered pursuant to Section 12(b) of the Act:

Title of each class

Name of each exchange on which registered

Common Stock, \$0.00001 par value

The NASDAQ Global Select Market

Securities registered pursuant to Section 12(g) of the Act:

None

Indicate by check mark if the registrant is a well-known seasoned issuer, as defined in Rule 405 of the Securities Act. Yes  No

Indicate by check mark if the registrant is not required to file reports pursuant to Section 13 or Section 15(d) of the Act. Yes  No

Indicate by check mark whether the issuer (1) has filed all reports required to be filed by Section 13 or 15(d) of the Securities Exchange Act of 1934 during the preceding 12 months (or for such shorter period that the registrant was required to file such reports), and (2) has been subject to such filing requirements for the past 90 days. Yes  No

Indicate by check mark whether the registrant has submitted electronically and posted on its corporate website, if any, every Interactive Data File required to be submitted and posted pursuant to Rule 405 of Regulation S-T (§232.405 of this chapter) during the preceding 12 months (or for such shorter period that the registrant was required to submit and post such files). Yes  No

Indicate by check mark if disclosure of delinquent filers pursuant to Item 405 of Regulation S-K (§ 229.405) is not contained herein, and will not be contained, to the best of registrant's knowledge, in definitive proxy or information statements incorporated by reference in Part III of this Form 10-K or any amendment to this Form 10-K.

Indicate by check mark whether the registrant is a large accelerated filer, an accelerated filer, a non-accelerated filer or a smaller reporting company. See the definitions of "large accelerated filer," "accelerated filer" and "smaller reporting company" in Rule 12b-2 of the Exchange Act. (Check one)

Large accelerated filer  Accelerated filer

Non-accelerated filer  (Do not check if a smaller reporting company) Smaller reporting company

Indicate by check mark whether the registrant is a shell company (as defined in Rule 12b-2 of the Exchange Act). Yes  No

The registrant completed the initial public offering of its common stock, par value \$0.00001 per share, on October 14, 2015. There was no public market for the registrant's common stock as of June 30, 2015, the last business day of the registrant's most recently completed second fiscal quarter. As of March 2, 2016, 36,077,873 shares of the registrant's common stock were outstanding.

**DOCUMENTS INCORPORATED BY REFERENCE**

Portions of the registrant's definitive proxy statement to be filed for its 2016 Annual Meeting of Stockholders are incorporated by reference into Part III hereof. Such proxy statement will be filed with the Securities and Exchange Commission within 120 days of the end of the fiscal year covered by this Annual Report on Form 10-K.

CYTOMX THERAPEUTICS, INC.  
ANNUAL REPORT ON FORM 10-K  
TABLE OF CONTENTS

	<u>Page</u>
<b><u>PART I</u></b>	
ITEM 1. <a href="#">Business</a>	3
ITEM 1A. <a href="#">Risk Factors</a>	38
ITEM 1B. <a href="#">Unresolved Staff Comments</a>	67
ITEM 2. <a href="#">Properties</a>	67
ITEM 3. <a href="#">Legal Proceedings</a>	67
ITEM 4. <a href="#">Mine Safety Disclosures</a>	67
<b><u>PART II</u></b>	
ITEM 5. <a href="#">Market for Registrant’s Common Equity, Related Stockholder Matters, and Issuer Purchases of Equity Securities</a>	68
ITEM 6. <a href="#">Selected Financial Data</a>	71
ITEM 7. <a href="#">Management’s Discussion and Analysis of Financial Condition and Results of Operations</a>	72
ITEM 7A. <a href="#">Quantitative and Qualitative Disclosures About Market Risk</a>	81
ITEM 8. <a href="#">Financial Statements and Supplementary Data</a>	82
ITEM 9. <a href="#">Changes in and Disagreements with Accountants on Accounting and Financial Disclosure</a>	109
ITEM 9A. <a href="#">Controls and Procedures</a>	109
ITEM 9B. <a href="#">Other Information</a>	109
<b><u>PART III</u></b>	
ITEM 10. <a href="#">Directors, Executive Officers of the Registrant and Corporate Governance Matters</a>	110
ITEM 11. <a href="#">Executive Compensation</a>	110
ITEM 12. <a href="#">Security Ownership of Certain Beneficial Owners and Management and Related Stockholder Matters</a>	110
ITEM 13. <a href="#">Certain Relationships and Related Transactions, and Director Independence</a>	110
ITEM 14. <a href="#">Principal Accounting Fees and Services</a>	110
<b><u>PART IV</u></b>	
ITEM 15. <a href="#">Exhibits and Financial Statement Schedules</a>	110
<a href="#">Signatures</a>	113

---

## Forward-Looking Statements

This Annual Report on Form 10-K contains certain forward-looking statements that involve risks and uncertainties. These forward-looking statements reflect our current views with respect to, among other things, future events and our financial performance. These statements are often, but not always, made through the use of words or phrases such as “may,” “might,” “should,” “could,” “predict,” “potential,” “believe,” “expect,” “continue,” “will,” “anticipate,” “seek,” “estimate,” “intend,” “plan,” “projection,” “would,” “annualized” and “outlook,” or the negative version of those words or other comparable words or phrases of a future or forward-looking nature. These forward-looking statements are not historical facts, and are based on current expectations, estimates and projections about our industry, management’s beliefs and certain assumptions made by management, many of which, by their nature, are inherently uncertain and beyond our control. Accordingly, we caution you that any such forward-looking statements are not guarantees of future performance and are subject to risks, assumptions, estimates and uncertainties that are difficult to predict. Although we believe that the expectations reflected in these forward-looking statements are reasonable as of the date made, actual results may prove to be materially different from the results expressed or implied by the forward-looking statements.

A number of important factors could cause our actual results to differ materially from those indicated in these forward-looking statements, including those factors identified in “Risk Factors” or “Management’s Discussion and Analysis of Financial Condition and Results of Operations” or the following:

- the initiation, timing, progress and results of our research and development programs, preclinical studies, any clinical trials and Investigational New Drug application (“IND”), Clinical Trial Application, New Drug Application (“NDA”), Biologics License Application (“BLA”) and other regulatory submissions;
- our receipt and timing of any milestone payments or royalties under any existing or future research collaboration and license agreements or arrangements;
- our expectations regarding the activity of our product candidates once administered in a human subject;
- our expectations and beliefs regarding the evolution of the market for cancer therapies and development of the immuno-oncology industry;
- our ability to identify and develop products for novel cancer targets;
- our dependence on existing and future collaborators for developing, obtaining regulatory approval for and commercializing product candidates in the collaboration;
- our ability to identify and develop product candidates for treatment of additional disease indications;
- our or an existing or future collaborator’s ability to obtain and maintain regulatory approval of any of our product candidates;
- the rate and degree of market acceptance of any approved products candidates;
- the commercialization of any approved product candidates;
- our ability to establish and maintain collaborations and retain commercial rights for our product candidates in the collaborations;
- the implementation of our business model and strategic plans for our business, technologies and product candidates;
- our estimates of our expenses, ongoing losses, future revenue and capital requirements;
- our ability to obtain additional funds for our operations;
- our or any existing or future collaborator’s ability to obtain and maintain intellectual property protection for our technologies and product candidates and our ability to operate our business without infringing the intellectual property rights of others;
- our reliance on third parties to conduct our preclinical studies or any future clinical trials;
- our reliance on third-party supply and manufacturing partners to supply the materials and components for, and manufacture, our research and development, preclinical and clinical trial product supplies;
- our ability to attract and retain qualified key management and technical personnel;
- our expectations regarding the time during which we will be an emerging growth company under the Jumpstart Our Business Startups Act of 2012;

- our financial performance; and
- developments relating to our competitors or our industry.

Any forward-looking statements in this Annual Report on Form 10-K reflect our current views with respect to future events or to our future financial performance and involve known and unknown risks, uncertainties and other factors that may cause our actual results, performance or achievements to be materially different from any future results, performance or achievements expressed or implied by these forward-looking statements. Factors that may cause actual results to differ materially from current expectations include, among other things, those listed under Part I, Item 1A. Risk Factors and discussed elsewhere in this Annual Report on Form 10-K. Given these uncertainties, you should not place undue reliance on these forward-looking statements. Except as required by law, we assume no obligation to update or revise these forward-looking statements for any reason, even if new information becomes available in the future.

This Annual Report on Form 10-K also contains estimates, projections and other information concerning our industry, our business and the markets for certain drugs and therapeutic biologics, including data regarding the estimated size of those markets, their projected growth rates and the incidence of certain medical conditions. Information that is based on estimates, forecasts, projections or similar methodologies is inherently subject to uncertainties and actual events or circumstances may differ materially from events and circumstances reflected in this information. Unless otherwise expressly stated, we obtained these industry, business, market and other data from reports, research surveys, studies and similar data prepared by third parties, industry, medical and general publications, government data and similar sources. In some cases, we do not expressly refer to the sources from which these data are derived.

Except where the context otherwise requires, in this Annual Report on Form 10-K, “we,” “us,” “our” and the “Company” refer to CytomX Therapeutics, Inc.

#### **Trademarks**

This Annual Report on Form 10-K includes trademarks, service marks and trade names owned by us or other companies. All trademarks, service marks and trade names included in this Annual Report on Form 10-K are the property of their respective owners.

## PART I

### Item 1. *Business*

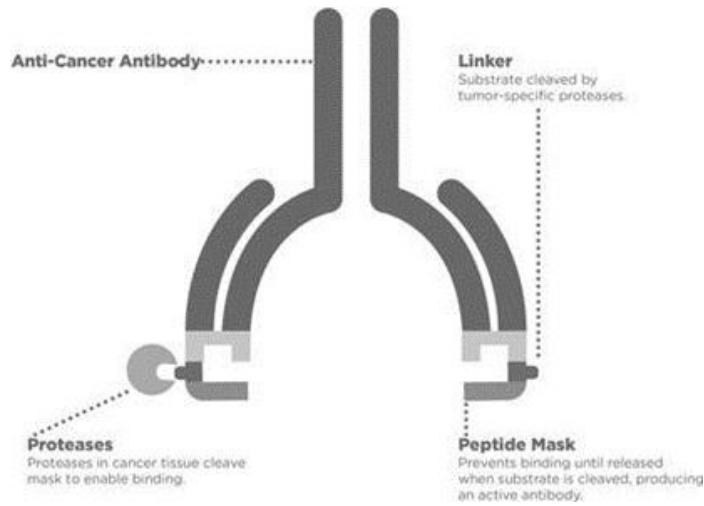
We are an oncology-focused biopharmaceutical company pioneering a novel class of antibody therapeutics based on our Probody technology platform. We are using our platform to create proprietary cancer immunotherapies against clinically-validated targets as well as to develop first-in-class cancer therapeutics against novel targets. We believe that our Probody platform will allow us to improve the combined efficacy and safety profile, or therapeutic window, of monoclonal antibody modalities including cancer immunotherapies, antibody drug conjugates (“ADCs”) and T-cell-recruiting bispecific antibodies. Our Probody therapeutics are designed to take advantage of unique conditions in the tumor microenvironment to enhance the tumor-targeting features of an antibody and reduce drug activity in healthy tissues. We are currently developing Probody therapeutics that address clinically-validated cancer targets in immuno-oncology, such as PD-L1, as well as novel targets, such as CD-166, that are difficult to drug and lead to concerns about damage to healthy tissues, or toxicities. In addition to our proprietary programs, we are collaborating with strategic partners including Bristol-Myers Squibb Company (“BMS”), Pfizer Inc. (“Pfizer”), ImmunoGen, Inc. (“ImmunoGen”) and The University of Texas M. D. Anderson Cancer Center (“MD Anderson”) to develop selected Probody therapeutics. Our broad technology platform and lead product candidates are supported by a decade of thorough scientific research and strong intellectual property, and we are advancing these candidates toward clinical trials. Our vision is to transform lives with safer, more effective therapies. To realize this vision we are executing on our mission of changing the treatment of cancer by urgently advancing our Probody pipeline.

The premise of our Probody platform is to apply the prodrug concept to create a therapeutic antibody that remains inactive until it reaches the tumor. Probody therapeutics therefore have the potential to produce additional tumor specificity and enhanced safety profiles because they are designed to have limited interaction with their molecular targets in healthy tissue. This approach of dosing drugs in a form such that they are only activated after reaching certain tissues is called the prodrug approach, and has been used with many small molecule drugs, but has never before been effectively pursued using therapeutic antibodies.

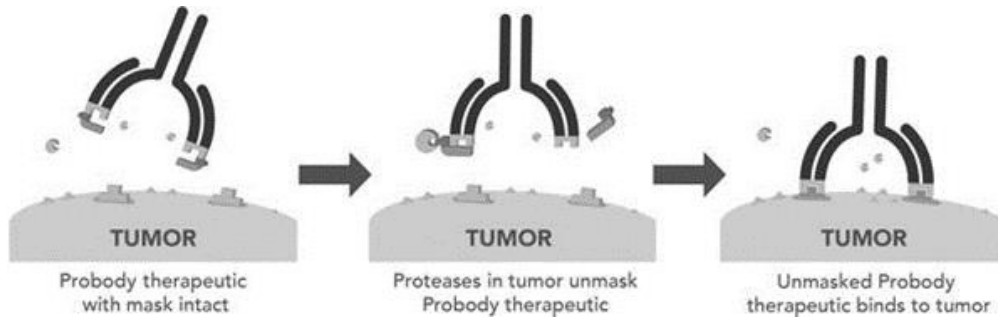
Cancer is the second leading cause of mortality in the United States and accounts for nearly one in every four deaths. Early cancer research and treatment relied on relatively non-specific and highly toxic small molecule chemotherapies. Over the last twenty years, a new paradigm of cancer research and treatment has emerged that is focused on more targeted therapies, including monoclonal antibody modalities, which represent some of the most effective and top-selling therapies on the market today. The leading three monoclonal antibodies for cancer generated more than \$20 billion in global sales in 2014. More recently, immuno-oncology has emerged as a promising new field of cancer therapy that aims to enhance anti-tumor immune responses by, for example, overcoming the suppressive mechanisms that cancer cells have developed to evade the immune system. These therapies have shown the potential to provide dramatic efficacy and to extend survival, even in cancers in which conventional therapies, such as surgery, chemotherapy and radiotherapy, have failed. In addition, new classes of monoclonal antibody modalities have also reached the market. These new classes include ADCs and bispecific antibodies, which have more potency than first-generation antibodies.

Despite these advancements, many therapeutic antibodies are limited by a suboptimal therapeutic window. For example, the targets of antibody therapies are often found not only on tumors but also on healthy tissue, leading to toxicities. Consequently, there remains a significant need for therapeutics that are more efficacious, safe and tolerable. We believe our technology has the potential to address this need and represents the next evolution of targeted cancer therapies.

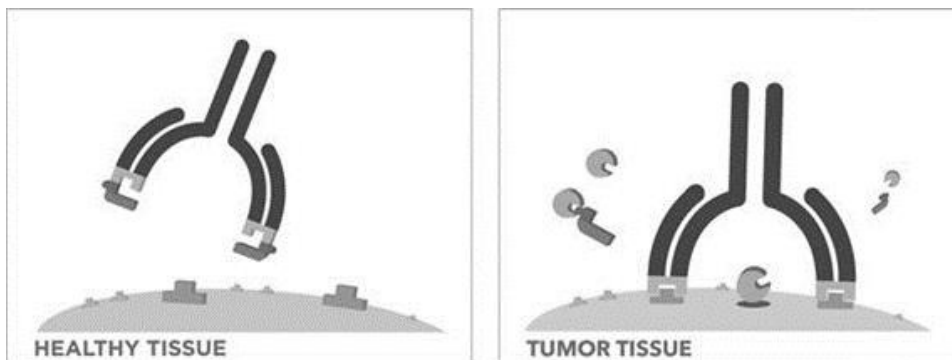
A Probody therapeutic consists of three components produced as a single protein by standard antibody production methodology: an active anti-cancer antibody, a mask for the antibody and a protease-cleavable linker. In preclinical testing, we have demonstrated the function of each of these components. The mask is a peptide designed to disguise the active binding site of the antibody to prevent the therapeutic from binding to healthy tissues. The following graphic depicts the three components of a Probody therapeutic, interacting with a protease:



When a Probody therapeutic enters a tumor, it encounters proteases, which are enzymes that cleave proteins and are active primarily in the tumor microenvironment. The proteases in the tumor cleave the linker, releasing the mask and allowing the antibody to attack the tumor. The following graphic depicts the activation of a Probody therapeutic by proteases:



The activity of proteases is a hallmark of virtually every type of solid tumor that has been studied, with thousands of scientific papers documenting this phenomenon. Our Probody technology is designed to take advantage of the fact that while proteases are active in cancerous tissues, they remain under tight physiological control in healthy tissues. Probody technology uses tumor-associated proteases to selectively cleave and activate Probody therapeutics in the immediate vicinity of tumors. Our Probody therapeutics are therefore designed to be activated by proteases predominantly in the tumor microenvironment while remaining largely in an inactive state in healthy tissues.



### Key Advantages of Our Probody Platform

We believe that our Probody platform provides the following key advantages:

- ***A novel therapeutic antibody class enabled by our proprietary platform.*** We believe we have a differentiated technology platform that gives us a substantial competitive advantage supported by more than a decade of research and strong intellectual property.
- ***Potential to improve the therapeutic window of antibody-based therapeutics.*** By engineering our therapeutics to selectively activate in the tumor microenvironment, our Probody product candidates have the potential to improve safety and tolerability while simultaneously achieving better outcomes.
- ***Ability to combine more effectively with other therapies.*** We believe the therapeutic window and tumor specificity of our candidates will reduce the dose-limiting toxicities observed in combination therapies and thus enable new combinations with other cancer therapies that are difficult or impossible to use.
- ***Applicability across many molecular targets.*** We believe that our technology addresses many different molecular targets expressed by many different kinds of tumors—including targets that are difficult to address because they are also expressed on healthy tissue—because Probody therapeutics are designed to have limited interaction with non-cancerous tissues.
- ***Versatility across antibody modalities.*** We believe that our technology can be applied to any antibody-based therapy, including novel potent modalities like ADCs, T-cell-recruiting bispecific antibodies and CARs, which are cell-based therapies that contain chimeric antigen receptors.

### Pipeline Strategies

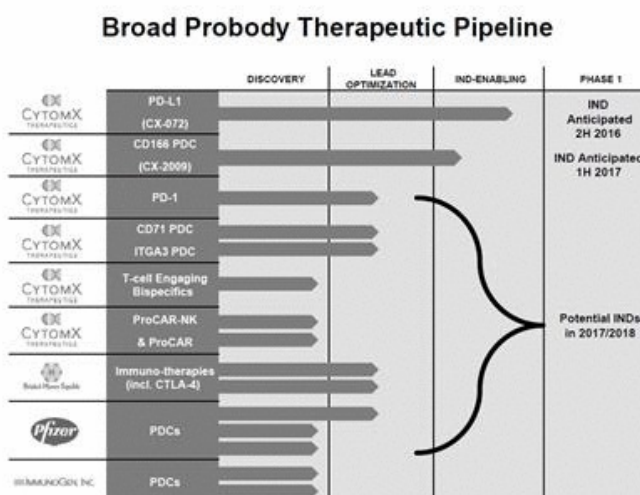
We have three pipeline strategies that we are pursuing with our Probody platform:

- ***Develop a novel class of cancer immunotherapies directed against clinically-validated targets.*** Through our technology platform, we believe that we can expand the therapeutic window where current antibody therapies have encountered challenges with respect to safety or efficacy. For example, combination therapies in immuno-oncology have shown great promise in terms of efficacy but have been restricted by dose-limiting toxicities. Recent preclinical research has shown that localizing cancer immunotherapies to cancerous tissue has the potential to improve the therapeutic window in patients treated with the immunotherapies. We therefore see an opportunity to develop cancer immunotherapies using Probody therapeutics as the backbone for combination therapies. Our lead proprietary program for this pipeline strategy is CX-072, a Probody therapeutic candidate directed against PD-L1, a clinically-validated target in multiple tumor types including non-small cell lung cancer, bladder cancer and melanoma.

- **Develop novel first-in-class therapeutics directed against difficult-to-drug targets.** We believe we can create a therapeutic window in patients for targets where none exists because current approaches have not been viable as a result of toxicity concerns. Our Probody technology has the potential to address targets that are expressed in both tumor tissues and healthy tissues, which otherwise makes development of safe drugs and therapeutic biologics difficult. Given the novelty of these treatments and their potential to address unmet medical needs, we expect to pursue expedited review or accelerated approval paths, such as breakthrough therapy and fast-track designations, for these compounds. Furthermore, our Probody technology potentially enables us to take better advantage of the most potent modalities of monoclonal antibody therapeutics, such as ADCs and bispecific antibodies. Our lead proprietary candidate for this pipeline strategy is CX-2009, a Probody drug conjugate (a “PDC”) directed against the target CD-166, which is expressed in multiple tumor types including breast, lung, colorectal and prostate cancer.
- **Collaborate with leading biopharmaceutical companies to discover and develop Probody therapeutics against selected targets.** Since 2013, we have entered into product-focused collaborations with BMS, Pfizer, ImmunoGen and MD Anderson to develop certain Probody therapeutics. For example, we have collaborated with a leader in the field of immuno-oncology, BMS, to develop a novel Probody therapeutic directed against cytotoxic T-lymphocyte-associated antigen 4 (“CTLA-4”), the target for Yervoy. Yervoy is a top-selling cancer therapeutic with \$1.3 billion in sales in 2014. We foresee the opportunity to improve the therapeutic window of a CTLA-4 antibody with a Probody therapeutic. Given the breadth of opportunities for our Probody platform, collaborations continue to be an important part of our pipeline strategy.

## Our Pipeline

The following chart provides an overview of the status of each of our programs:



In addition to the INDs we anticipate filing for CX-072 and CX-2009, we believe that the programs in our pipeline have the potential to generate product candidates that could enable us to file INDs on such products in 2017 or 2018.

## Our Company Origins, Team and Investors

Our Probody platform technology has its origins in work performed at the University of California, Santa Barbara (“UCSB”), by our scientific founder Professor Patrick Daugherty. Since our inception, we have continued developing and adding to this technology and aspire to design a pipeline of Probody therapeutics that will better the lives of cancer patients. We have assembled an experienced and talented group of individuals dedicated to the advancement of cancer care. Our chief executive officer, Dr. Sean McCarthy, leads a team that draws on robust experience in all phases of product discovery, clinical development and commercialization. Our research and preclinical development team is led by Dr. Michael Kavanaugh, chief scientific officer, and includes renowned and established researchers, and our clinical development team is led by Dr. Rachel Humphrey, chief medical officer. Our management team members have proven track records in oncology with previous experience at Amgen, Chiron, Five Prime, Genentech, Maxygen, Medarex, Millennium, Novartis, Onyx, SGX and others.



## Our Business Strategy

We are utilizing our innovative Probody platform to build a long-term, multiproduct company focused on the development of new cancer treatments. Our vision is to transform lives with safer, more effective therapies. To realize this vision we are executing on our mission of changing the treatment of cancer by urgently advancing our Probody pipeline.

Our strategy encompasses the following key elements:

- **Develop and advance our pipeline of Probody cancer immunotherapies directed against clinically-validated targets.** We are developing Probody therapeutics against clinically-validated immuno-oncology targets with the goal of expanding the therapeutic window of antibody therapeutics in this important, emerging area of cancer therapy. The potentially improved safety profile offered by our Probody platform could unlock the promise of novel combinations with immunotherapies, an effective anti-cancer approach currently limited by unfavorable toxicities. Our lead wholly-owned program utilizing this approach is CX-072, our PD-L1 Probody therapeutic.
- **Develop and advance our pipeline of first-in-class Probody cancer therapies directed against novel targets.** We are developing Probody therapeutics against difficult-to-drug targets. Currently, many compelling cancer targets cannot be effectively targeted due to potential toxicity concerns, as these targets are expressed both in healthy tissue and in tumor tissue. Our Probody platform has the potential to generate a pipeline of products that remain largely inactive until they reach the tumor, activating specifically in the tumor microenvironment and potentially avoiding toxicity associated with binding to cells in healthy tissue. Our lead wholly owned program utilizing this approach is CX-2009, a first-in-class PDC targeting CD-166.
- **Establish collaborations on selected programs with leading biopharmaceutical companies while retaining significant ownership of our pipeline.** We believe that establishing strategic collaborations with leading biopharmaceutical companies will build value for our shareholders. To date we have entered into collaborations with BMS, Pfizer and ImmunoGen. These alliances are multi-target, product-focused collaborations with the objective of broadening the reach of our Probody platform. For example, we are collaborating with BMS, a leader in immuno-oncology, on the discovery and development of a Probody version of Yervoy, an approved antibody targeting CTLA-4. Our current strategy is to retain full ownership of key products in our pipeline and partner selected programs. We intend to retain certain development and commercial rights for products in these future collaborations.
- **Maximize value creation by advancing our lead products to commercialization, by ourselves or with partners.** We currently have global development, marketing and commercialization rights for our lead product candidates, which target PD-L1 and CD-166, as well as additional pipeline candidates. Should we obtain regulatory approval for any of our products, we plan to build a commercial infrastructure to market our products. We may choose to opportunistically partner with biopharmaceutical companies on large and complex oncology indications. Furthermore, we may choose to partner in geographical areas outside the United States, as comprehensive capabilities of a leading industry partner may offer a faster path to key non-U.S. markets.
- **Maintain our competitive advantage by continuing to invest in our Probody platform for the long term.** Our platform is based on innovative science developed over the previous decade. We believe our technology has the potential to produce multiple product candidates in the future across a wide range of oncology indications, creating a robust pipeline of anti-cancer agents. We plan to continue exploring and investing further in our Probody technology to fully realize the potential of our platform.
- **Nurture and reinforce our company's culture and core values to drive the highest levels of performance and continue to attract the best talent.** Our core values of integrity, commitment, creativity, teamwork, accountability and fun are central to our success as a company. These values, along with our mission and vision statements, align our team with our corporate goals and serve to attract top talent that seeks to have an impact on cancer treatment.

## Cancer Remains a Major Unmet Medical Need

Cancer is the second leading cause of mortality in the United States, accounting for nearly one in every four deaths. Approximately 40% of Americans will develop cancer according to the American Cancer Society.

Cancer treatment has traditionally included chemotherapy, radiation, surgery or a combination of these approaches. Small molecule chemotherapy agents can be effective in certain types of cancer, but they can also cause toxicities that may lead to life-threatening consequences, lower quality of life or untimely termination of treatment. Furthermore, these agents offer limited efficacy in many types of cancer.

Over the last twenty years, a new paradigm of cancer research and treatment has emerged that involves more targeted therapies, including monoclonal antibodies. Monoclonal antibodies are proteins derived from living organisms that bind to targets, called antigens, on tumor cells and then inhibit tumor growth. As a drug class, monoclonal antibodies have transformed oncology treatment and represent some of the most effective and top selling therapies on the market. For example, Herceptin, Avastin and Rituxan have dominated the market with over \$20 billion in annual sales. The success of conventional monoclonal antibodies has been hindered by limited efficacy and by safety and tolerability concerns. Administration of antibodies may cause systemic side effects, as well as localized, organ-specific damage. Much of this toxicity is a direct consequence of the fact that healthy tissues express the same antigens that antibodies target on cancerous cells.

More recently, immuno-oncology has emerged as a promising new field of cancer therapy that aims to enhance anti-tumor immune responses by, for example, overcoming mechanisms that cancer cells have developed to evade the immune system. Some cancer cells overly express proteins, called immune checkpoints, that apply brakes to the immune system, and enable the tumor cells to evade destruction. Immune checkpoint inhibitors nivolumab, pembrolizumab and ipilimumab—antibodies targeting these immune inhibitory proteins—release these brakes and allow the immune system to destroy the tumor. These drugs have shown promising efficacy in clinical trials, including long-term remission in certain patients, and have been approved for the treatment of melanoma and non-small cell lung cancer. They are currently being explored for multiple other solid tumor indications. Although these drugs have demonstrated promising results, only a minority of patients receive durable benefit from treatment with these agents alone. Most recently, combination regimens of immunotherapy agents have demonstrated signs of improved efficacy in larger numbers of patients. We believe that combination therapy will play a critical role in future cancer immunotherapy regimens. However, many of these combinations have significant toxicity and tolerability issues, due in part to the activation of the immune system in both healthy and cancerous environments. We believe these issues will likely impact further clinical and commercial advancements of combination cancer immunotherapies.

In the past decade, a new modality of highly potent monoclonal antibody-based therapies has emerged.

ADCs represent one such modality. These agents are comprised of two functional units chemically fused or conjugated to each other: a cytotoxic drug payload and a monoclonal antibody. ADCs combine the targeting abilities of the antibody with the cancer killing ability of cytotoxic drugs, leading to better specificity in targeting tumor cells compared to traditional chemotherapy. Ado-trastuzumab emtansine and brentuximab vedotin are ADCs that have been approved for the treatment of specific subsets of breast cancer and lymphoma, respectively. Bispecific antibodies, another class of second-generation biologics, have the ability to simultaneously bind a cancer cell and a T-cell, leading to the destruction of the cancerous cell by the T-cell. This ability improves the potency of bispecific antibodies compared to first-generation monoclonal antibodies.

Blinatumomab is an example of a T-cell-recruiting bispecific antibody that has recently been approved for the treatment of relapsed or refractory acute lymphoblastic leukemia (“ALL”). While all of these potent new therapies have shown promise, none addresses a key limitation of antibody-based therapeutics—expression of targets in healthy tissue, which leads to toxicity and limits clinical use.

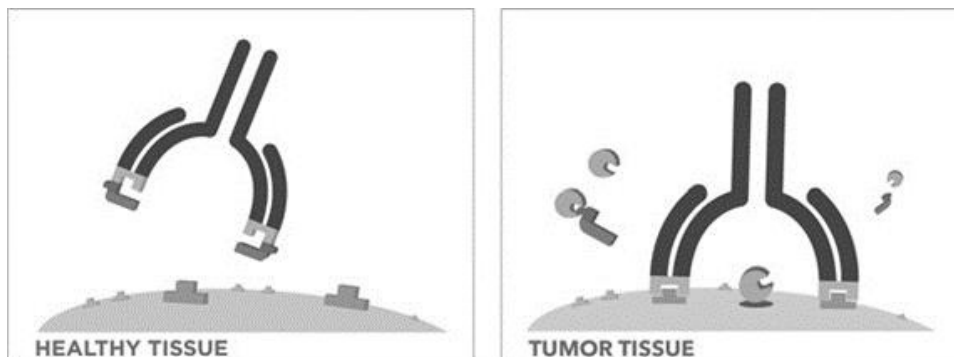
### **Exploiting Protease Biology for our Proprietary Probody Platform**

Proteases play an essential role in many aspects of normal physiology, such as digestion of food in the gastrointestinal tract, wound healing and metabolic function. However, uncontrolled protease activity can lead to destruction of essential proteins and tissues. Therefore, proteases are normally very tightly regulated by redundant mechanisms, with very little extracellular protease activity detectable in healthy tissues. In contrast, it has been well documented that proteases are not only present, but also activated, in virtually all types of tumors, allowing for tumor growth, invasion and metastasis. We have been studying the role proteases play in cancer for over a decade, and how to use the proteases in tumors to our advantage. Probody therapeutics are designed to be activated in this protease-rich tumor microenvironment but not in healthy tissue where proteases are under tight control.

### **Our Probody Platform**

Our Probody platform utilizes active proteases in tumor tissue to allow monoclonal antibody-based therapies to be delivered in an inactive state and then to be activated at the tumor site. This approach is designed to limit toxicity that typically arises from the binding of an antibody to a target in healthy tissues while preserving biological activity in the tumor where it is desired. We have demonstrated the applicability of the Probody platform to multiple monoclonal antibody modalities, including ADCs and T-cell-recruiting bispecifics. We are also investigating the application of Probody technology to CARs, which are cell-based therapies that contain chimeric antigen receptors.

Our Probody therapeutic consists of three components: an active anti-cancer antibody, a mask for the antibody and a protease-cleavable linker. In preclinical testing, we have demonstrated the function of each of these components. The mask is a peptide that limits the binding of a Probody therapeutic to its target in healthy tissues when introduced into the circulation. The mask can be released from the Probody therapeutic by specific tumor-associated proteases. When a Probody therapeutic encounters an activated protease, an enzyme that is active primarily in the tumor microenvironment, the protease cleaves the linker and releases the mask, freeing the antibody component to attack the tumor. We believe that this approach will localize therapeutic effects to the tumor and minimize toxicities in healthy tissue, as shown in the figure below:



Each Probody therapeutic is recombinant; that is, it is created using molecular biology techniques so that both the binding function and the cleavable linker function are encoded in the nucleic acid sequence and expressed as a single protein, like other monoclonal antibody therapeutics.

The design of the mask peptide and protease-cleavable linker is technically challenging. Together with experts in the field, we spent the last decade conducting research to characterize protease activity and to engineer proteins to take advantage of specific proteases. In addition, we devised criteria for identifying proteases that would work best in the context of our platform. Among these criteria, we targeted proteases that were:

- highly expressed in active form across multiple tumor types;
- either located on the outer cell surface or secreted by the cell;
- able to remove a mask from a Probody therapeutic; and
- significantly less active in normal, healthy tissues or in blood.

We have chosen and optimized protease-cleavable linkers so that any one of a number of activated proteases can cleave them. For example, our linkers can be cleaved by proteases such as matriptase and matrix metalloproteases, which have been shown to be active in numerous cancers such as colon, breast and pancreatic. Using this approach, we believe our Probody therapeutics can be cleaved and activated by at least one protease in the majority of tumors. We also developed a proprietary process to identify and optimize the mask peptides.

Mask peptides must be potent enough to block the normal target binding activity of the antibody, but weak enough that they are readily displaced upon protease cleavage. We believe our expertise in fine-tuning our platform technology is a competitive advantage.

## **Our Pipeline Strategies For Our Probody Platform**

### *Our First Pipeline Strategy*

*A novel class of cancer immunotherapies directed against clinically-validated targets.* Through our technology platform, we believe that we can expand the therapeutic window for clinically-validated targets where current therapies have encountered challenges with respect to safety or efficacy. We have validated this approach preclinically with multiple targets, and plan to develop multiple novel Probody therapeutics in the field of immuno-oncology to address just such issues. Our first Probody product candidate in this area, CX-072, is directed against PD-L1 and is described later in this section.

*Opportunity for safer and more effective therapies in immuno-oncology.* We believe we have multiple opportunities to enter the immuno-oncology field given the potentially enhanced safety and efficacy profiles of our Probody product candidates. In particular, therapeutic approaches already validated by current drugs offer us attractive entry points. The approaches we are targeting initially are checkpoint inhibitors, where severe dose-limiting toxicities have been observed, especially in combination therapies.

The immune system is capable of recognizing and eliminating tumor cells; however tumors are sometimes able to block the immune response through alteration of regulatory checkpoint pathways. Tumors express proteins, called checkpoint proteins, which can apply the brakes to the immune system, preventing it from attacking the tumor. By creating a monoclonal antibody that inhibits these proteins, the brakes can be released, and the immune system can eliminate the tumor. Novel cancer therapies that target these proteins are being tested in clinical trials by others, and three antibody products, ipilimumab, pembrolizumab and nivolumab, have recently been approved by the United States Food and Drug Administration (the “FDA”).

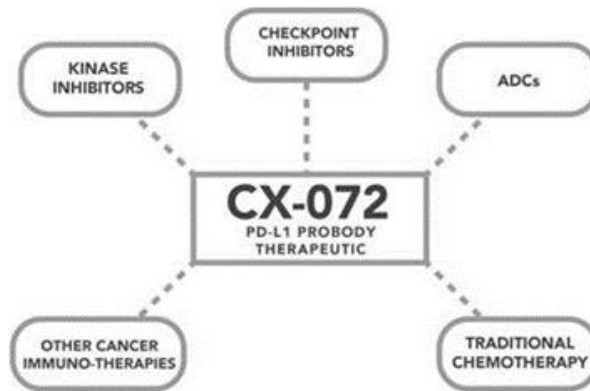
While this approach has resulted in remarkable clinical results, including long-term remissions in patients who previously would have died, there are significant toxicities associated with these therapies. Because tumors use the same mechanisms to inhibit the immune system that the body uses to ensure that the immune system does not attack normal tissues, these therapies release the brakes not only in the tumor, but also elsewhere in the body. This can result in the immune system attacking normal tissues and a number of toxicities, including, for example, severe lung inflammation.

Combination therapy is the next frontier in immuno-oncology. While single-agent therapy has proven to be effective in certain patients (inducing effective, durable remissions), the oncology community is currently exploring new, more potent combinations to create longer-term and more durable responses in a larger percentage of patients. This new potency addresses the lack of response seen in the majority of patients, but it brings with it additional toxicity. Data emerging from clinical studies has suggested that some combinations may provide promising enhanced anti-tumor efficacy, but at the expense of greater toxicities that may limit their clinical utility. In a recent clinical trial, 58% of patients treated with the combination of nivolumab and ipilimumab had an objective response, but 36% had adverse events severe enough that they had to withdraw from the trial and discontinue combination therapy. That withdrawal rate compared to 8% of patients receiving nivolumab alone and 15% of patients receiving ipilimumab alone. In another recent study, high grade drug-related toxicities persisted in approximately 29% of patients, even when the doses of the drugs were reduced and they were given less often.

*Our Probody therapeutic solution for immuno-oncology.* Recent research results have suggested that immunotherapy that is specifically directed to the tumor microenvironment while sparing the rest of the body may allow efficacy without the toxicities seen with systemic delivery of these drugs. In a mouse model investigators have shown efficacy of antibodies targeting CTLA-4 at much lower doses when the antibody was injected directly into a tumor rather than infused into the blood stream and delivered systemically. This result suggests that there are sufficient tumor-reactive immune cells, called T-cells, activated by the antibodies targeting CTLA-4 within the tumor to elicit an anti-tumor response, and that activation of T-cells outside of the tumor is not required to get the desired therapeutic effect. Therefore, local activation of immuno-oncology agents, such as checkpoint inhibitors, in the tumor microenvironment may yield efficacy while minimizing systemic exposure that may lead to toxicity.

Based on these results and our own research, we believe that inhibiting the checkpoints on T-cells locally, rather than systemically, using the Probody technology will significantly reduce toxicities and increase the tolerability of these types of cancer immunotherapies, especially in combination with other therapies. We believe that the challenges faced by combinations, including combinations with PD-L1 checkpoint inhibitors, will be observed across many classes of immuno-oncology therapeutics and other cancer therapeutics. We believe that Probody therapeutics represent an attractive way to limit or avoid the toxicities that are observed in these approaches, leading to better efficacy and safety. We believe that CX-072, our PD-L1 Probody therapeutic and follow-on product candidates against other immuno-oncology targets, for example, PD-1, have the potential to become a new backbone of the combination therapy in immuno-oncology.

The following graphic illustrates the central role in immuno-oncology that we believe CX-072 could play as a combination therapy partner for a variety of existing therapeutics:



### *Our Second Pipeline Strategy*

*Novel first-in-class therapeutics directed against difficult-to-drug targets.* We believe we can create a therapeutic window in patients for targets where none exists in cases where current approaches have not been viable or are not expected to be viable because of toxicity concerns. Furthermore, our Probody technology potentially enables us to take better advantage of the most potent modalities of monoclonal antibody therapeutics such as ADCs and bispecific antibodies, which can be too toxic to use in some settings. We have validated this approach with multiple preclinical Probody therapeutics. Our first Probody product candidate in this area is CX-2009, a PDC directed against CD-166, described later in this section.

*Opportunity for therapies against difficult-to-drug targets.* We are addressing targets that are difficult to drug, in a way that we believe will make these targets useful for cancer therapies for the first time. The development of oncology therapeutics has traditionally been hindered by the need to find “druggable” targets, that is, proteins that not only can be biologically affected by therapeutics, but also are found in abundance on tumor cells and not so abundantly on normal cells. Based on the conventional paradigm, a druggable target must be expressed at very low levels, or be absent, on healthy cells or there will likely be indiscriminate cell killing and toxicities as a result. Further, the target should be expressed at high levels in tumors to allow delivery of high levels of cytotoxic drug to the tumor. As a consequence, only a small number of targets have an expression profile that is suitable for developing effective oncology drugs and avoiding toxicity in normal tissues. This is especially the case for the new generation of highly potent antibody-based therapies, such as ADCs, T-cell- recruiting bispecific antibodies, and others, whose extreme potency typically demands even more stringent target selection.

Accordingly, targets that are difficult to drug due to their wide expression represent a very attractive new space for cancer drug development that other companies have largely not been able to pursue. Given our Probody technology, we believe we are in a position to address many new targets in previously untapped areas and open up a greater portion of tumor biology to therapeutic intervention.

*Our Probody solution to difficult-to-drug targets.* To be effective therapeutics, ADCs must bind to highly expressed tumor targets to enable the delivery of enough Cytotoxic payload to kill tumor cells, yet bind at low levels to normal tissues. We have systemically surveyed the human genome to identify targets for PDCs that are highly expressed in tumor tissue but that have not been pursued by others because of the concern of toxicity due to healthy tissue expression. Our Probody therapeutics have the potential to deliver more payload to tumor tissue but not significantly bind normal tissues, thereby creating products with viable therapeutic windows in patients. We have identified and are pursuing a number of such targets, such as CD-166. CD-166 is expressed at high levels in tumor cells, which may allow delivery of high levels of cytotoxin and therefore enable efficient tumor killing. Further, unlike conventional ADC targets, which are found in only a small number of tumor types because of their requirements for low normal tissue expression, PDC targets can be found in many different tumor types, suggesting that these product candidates could address very large markets.

PDC targets are expressed in many more cancers than validated ADC targets. Shown below is the prevalence of high level expression of certain clinically-validated targets:

	Breast	Prostate	Pancreas	Ovarian	NHL	Lung	Bladder	
PDC Targets	CD-166	70%	80%	20%	50%	—	70%	15%
	CD-71	50%	30%	50%	60%	>90%	70%	50%
	ITGA3	15%	10%	>90%	75%	—	15%	>95%
Typical ADC Targets	HER2	25%	<5%	<5%	<5%	—	<5%	<5%
	CD-30	—	—	—	—	~50%	—	—

### Our Third Pipeline Strategy

*Collaborations with leading biopharmaceutical companies to advance Probody product candidates.* We believe that the Probody platform has broad applicability across a number of targets and antibody formats. We have leveraged strategic partnering to extend the reach of our therapeutic opportunity. Since the beginning of 2013, we have entered into product-focused collaborations with Pfizer, ImmunoGen, and BMS to enable development of certain Probody therapeutics. In constructing each of these collaborations, our primary objectives were to collaborate with leading biopharmaceutical players to validate the potential of Probody therapeutics, to gain meaningful near-term funding and/or technology access to enable advancement of CytomX's wholly owned Probody therapeutics pipeline, and to retain significant milestones and royalties for long term upside. The details of our three existing collaborations are as follows:

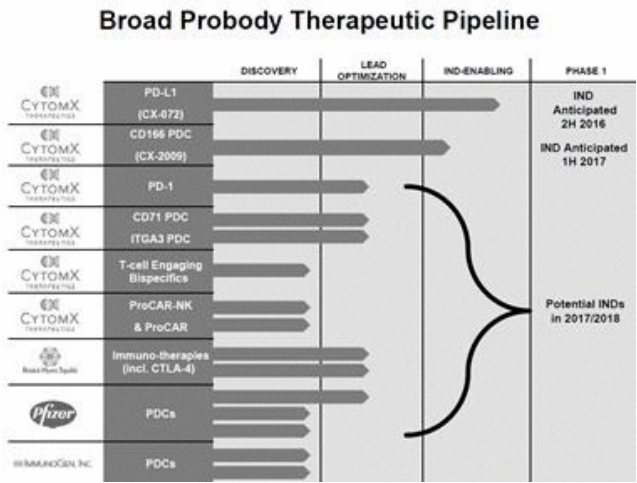
- BMS Probody therapeutic collaboration.** In May 2014, we entered into a collaboration with BMS for up to four targets. The initial focus of this collaboration is to develop Probody therapeutics against certain immunotherapy targets. We chose to form a collaboration with BMS because we believe that they have industry leading capabilities in immunotherapy, including approved products such as Yervoy, targeting CTLA-4, and Opdivo, targeting PD-1. The BMS collaboration provides us with a \$50 million upfront payment, up to \$25 million in additional target nomination fees, research funding, up to \$1,192 million in development, regulatory, and commercial milestones and mid-single digit to low-teen royalties on net sales of products arising from this collaboration. Our collaboration is structured such that we are responsible for generating Probody therapeutics against selected BMS targets. BMS is responsible for development and commercialization for each of the four product candidates and bears all such costs in the collaboration. BMS has selected three of the targets in this collaboration and has an option to nominate one additional target. The most advanced product candidate in this collaboration is our CTLA-4 Probody product candidate, which is currently in lead optimization stage. In preclinical models, our CTLA-4 Probody candidate has demonstrated *in vivo* efficacy with reduced systemic T-cell activation as compared to the underlying CTLA-4 antibody. Given their success with Yervoy, an antibody that targets CTLA-4, we believe that BMS is the optimal partner to advance a Probody therapeutic against this clinically-validated target. The second target that BMS has selected is also a cancer immunotherapy target. In preclinical models, Probody candidates against this target have demonstrated *in vivo* efficacy with reduced toxicity as compared to the underlying antibody.
- Pfizer PDC collaboration.** In May 2013, we entered into a collaboration with Pfizer for up to four targets. We chose to form a collaboration with Pfizer because we believe that they have industry leading capabilities in ADCs, including access to proprietary drug conjugate linkers and toxins. The Pfizer collaboration provides us with up to \$25 million in upfront payments, research funding, and near term milestones, up to \$610 million in development, regulatory, and commercial milestones, and mid-single digit to low-teen royalties. Our collaboration is structured such that we are responsible for generating Probody therapeutics against Pfizer-selected targets and Pfizer is responsible for conjugating the Probody therapeutics with their proprietary toxins and related linkers to create PDCs. If Pfizer exercises its option for a commercial license, it would be responsible for development and commercialization for each of the four product candidates and would bear all costs in the collaboration. Pfizer has selected three of the targets in this collaboration and has an option to nominate one additional target. The most advanced program in the collaboration is in the lead optimization stage.

- ImmunoGen PDC collaboration.** In January 2014, we entered into a collaboration with ImmunoGen in which we gained limited access to ImmunoGen’s drug conjugate technology in exchange for ImmunoGen gaining limited access to our Probody platform. We chose to form a collaboration with ImmunoGen because they have drug conjugate technology that has been clinically-validated for multiple antibody products targeting solid tumor indications, including Kadcyla and mirvetuximab soravtansine. Our collaboration is structured so that we have access to ImmunoGen’s toxins and related linkers for one of our PDC targets. We have elected to utilize this license to enable our CD-166 PDC program. ImmunoGen is responsible for conjugating our Probody product candidate with their proprietary toxins and related linkers to create the PDC for our research and preclinical development. We have selected CX-2009 as the proprietary candidate for our CD-166 PDC program. In February 2016, we exercised our option under the collaboration agreement with ImmunoGen and obtained a development and commercial license for this product. Under the license agreement, we will pay ImmunoGen up to \$60 million in development and regulatory milestones, up to \$100 million in sales milestones, and tiered mid to high single digit royalties. ImmunoGen gains access to our Probody platform for two targets, and have already nominated both of these targets. We are responsible for generating Probody therapeutics against these ImmunoGen targets and ImmunoGen is responsible for conjugating these using their proprietary toxins and related linkers to create the PDCs.

ImmunoGen retains full development and commercial rights for these products, and ImmunoGen owes us up to \$30 million in development and regulatory milestones, \$50 million in sales milestones, and mid-single digit royalties per program. The most advanced ImmunoGen product is currently at discovery stage.

**Our Product Candidates**

The following chart provides an overview of the status of each of the programs in our pipeline:



**PD-L1 Overview**

The immune system is capable of recognizing and eliminating tumor cells; however, tumors are sometimes able to evade the immune response through alteration of regulatory checkpoint pathways. One of these pathways is driven by PD-L1 which is overexpressed by some tumors. PD-L1 binds to its receptor, PD-1, on immune T-cells and can suppress immune activation. Between 35% and 100% of certain types of cancer, such as melanoma, hepatocellular carcinoma, colorectal cancer, and non-small cell lung cancer, overexpress PD-L1. Novel cancer therapies that target PD-L1 or PD-1 are being tested in clinical trials by others.

### Limitations to Current PD-L1-Targeted Therapeutics

The normal role of the PD-L1/PD-1 pathway is to prevent autoimmune attacks against healthy tissue in the body. Due to the systemic inhibition of this pathway by current cancer immunotherapies, patients face the risk of a number of adverse events associated with inappropriate activation of the immune system beyond the tumor site, including severe lung inflammation. Thus, although PD-L1/PD-1 pathway inhibitors are highly promising in multiple cancers, their toxicity presents a challenge that has not been effectively addressed by existing therapies, particularly when used in combination with other immunotherapies.

### Our Product Candidate, CX-072, PD-L1 Probody Therapeutic

Our PD-L1 Probody therapeutic, CX-072, is based on a monoclonal antibody targeting PD-L1 that we developed. We anticipate filing an IND, or similar regulatory filing, for CX-072 with the FDA or a foreign regulatory authority in the second half of 2016.

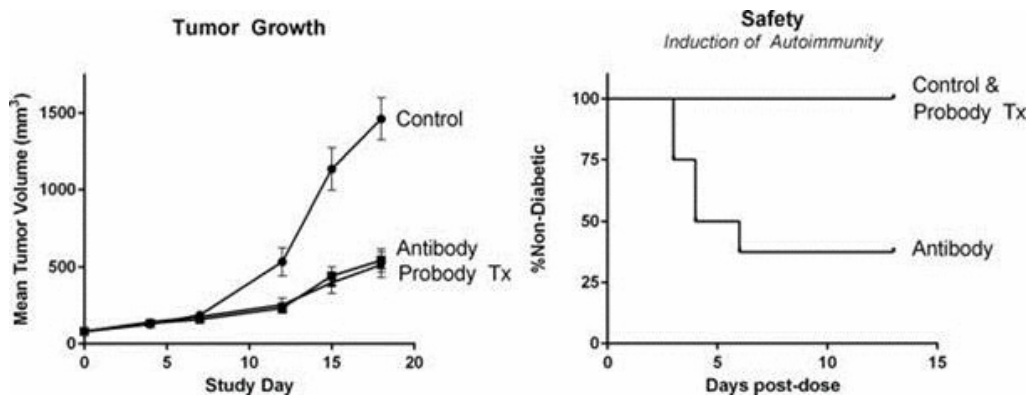
Our preclinical results have shown that CX-072 binds more weakly to PD-L1 than its underlying antibody in the absence of protease activation because of the presence of the mask. Once the mask is removed, the released antibody component of CX-072 binds to human, mouse, and non-human primate PD-L1 tightly. CX-072 has shown *in vivo* efficacy comparable to well-published reference PD-L1-targeting antibodies in various animal models. We expect the tolerability of CX-072 to be higher than other PD-L1-targeting antibodies due to the fact that CX-072's activity has been shown to be attenuated by the mask such that it does not significantly inhibit the PD-L1/PD-1 checkpoint pathway outside of the tumor.

PD-L1 presents, we believe, an ideal case for the development of a Probody product candidate because it is a clinically validated immuno-oncology target. Further, the fact that PD-L1 is expressed on the surface of tumor cells, physically near to where proteases are found, potentially may favor the efficient cleavage and activation of the PD-L1 Probody therapeutic close to its site of action and ensure the Probody therapeutic will be maximally efficacious.

### Preclinical Data

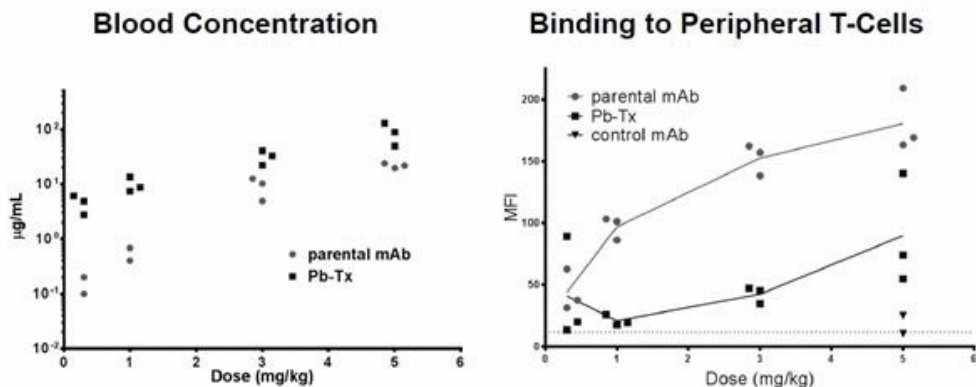
The efficacy of our PD-L1 Probody product candidate in a mouse MC38 xenograft model of colon adenocarcinoma is equivalent to that observed with the PD-L1 monoclonal antibody it was derived from and to published studies of other PD-L1 antibodies, signifying that the Probody therapeutic is activated in tumors in this animal model. Multiple studies have demonstrated that inhibition of PD-L1 by monoclonal antibodies induces autoimmunity in a mouse autoimmune diabetes induction model. The lack of significant systemic activation of this Probody therapeutic was evidenced by its reduced ability to induce autoimmune diabetes compared to the parental antibody. Systemic dosing of a PD-L1 Probody therapeutic in this mouse model did not lead to diabetes in any of the mice while the majority of mice who received the same dose of the parental PD-L1 antibody developed diabetes within one week.

The following graphs demonstrate the comparable efficacy of a PD-L1 Probody therapeutic and a PD-L1-seeking antibody in a mouse colon cancer xenograft model (left panel), as compared to the greater relative safety of the PD-L1 Probody therapeutic (right panel):





To investigate further, we examined how much antibody or Probody therapeutic was present in blood and bound to T-cells in these mice. As shown below in the left panel, the PD-L1 Probody therapeutic and antibody were present at equal levels in the blood. However, as shown below in the right panel, a significant amount of antibody targeting PD-L1 was found attached to T-cells in the blood while very little of the Probody therapeutic was found attached to these cells:



These observations are consistent with our prediction that Probody therapeutic CX-072 should minimally interact with its target, PD-L1, outside of the tumor, should not bind significantly to immune cells in the blood or in the pancreas, and therefore should not induce autoimmunity to the extent that a conventional antibody targeting PD-L1 does. We believe our findings demonstrate for the first time that a PD-L1 blockade limited to the vicinity of the tumor microenvironment is sufficient to drive anti-tumor responses.

*Clinical Plan Including Potential Combinations*

We intend to initially investigate the clinical potential of our PD-L1 Probody therapeutic in a Phase 1 trial in indications where preliminary efficacy has already been demonstrated with other PD-L1 antibody products used as monotherapy, such as in melanoma, non-small cell lung cancer or bladder cancer. We intend to assess the utility of selecting patients using biomarkers, such as the expression of PD-L1 in the tumor, to increase the probability of patients in our trials responding to our product candidate. We also intend to examine whether the PD-L1 Probody therapeutic is activated in tumors but not systemically. While the primary goal of our Phase 1 trial is safety, we will also assess preliminary evidence of efficacy. We intend to advance our PD-L1 Probody therapeutic into combination trials where our aim is to demonstrate reduced toxicity with similar efficacy versus other combination therapies. Because a large proportion of patients in early trials of combination immunotherapies, such as the combination of ipilimumab and nivolumab, had to withdraw due to toxicity, we believe that a PD-L1 Probody therapeutic has the potential to treat a larger proportion of patients for a longer period of time, allowing more patients to benefit from therapy. We believe that our PD-L1 Probody therapeutic has the potential to become a centerpiece of combination cancer therapy.

**Our Product Candidate, CX-2009, CD-166 Probody Therapeutic**

*CD-166 Overview*

CD-166, also referred to as activated leukocyte cell adhesion molecule (“ALCAM”) is involved with cell adhesion and migration. It is expressed at very high levels in many tumors including 70% or more of prostate, breast, and lung cancers and 50% of ovarian cancers. Its expression has been linked to cancer stem cells and overall poor prognosis in cancers such as colorectal cancer. Preliminary experiments conducted at the University of Oslo in a mouse colorectal xenograft model using a CD-166 single-chain antibody delivered directly to the tumor confirmed the potential efficacy of targeting CD-166. However, we believe that CD-166 is a poor candidate for standard antibody-based therapies, including ADCs, because it is widely expressed in many normal tissues.

*Our Solution, CD-166 PDC*

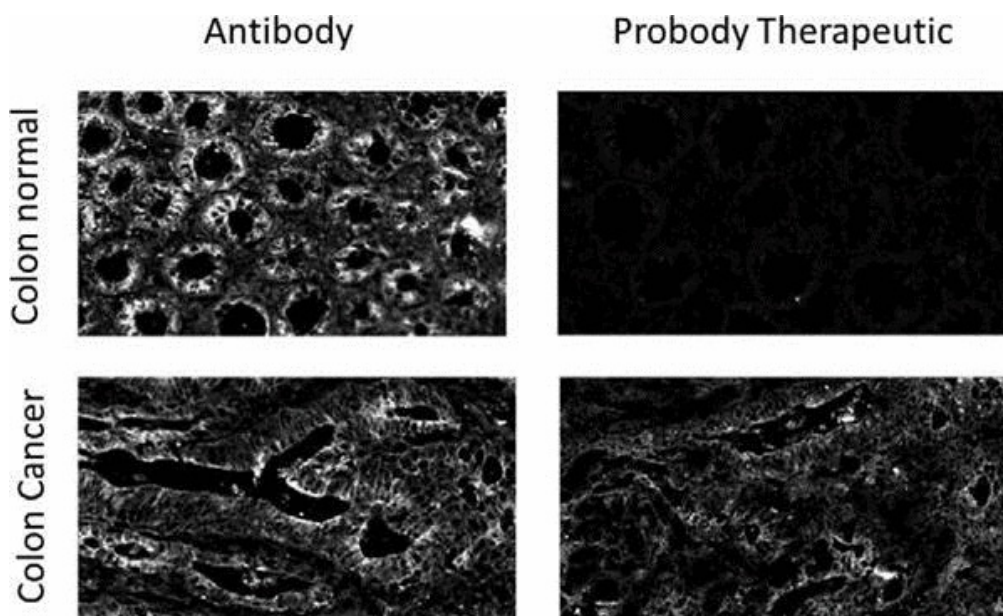
Our CD-166 PDC, CX-2009, composed of a Probody therapeutic targeting the CD-166 protein antigen coupled to a highly potent cytotoxic drug, DM4. We anticipate filing an IND for CX-2009 in the first half of 2017.

CD-166 is a cell surface protein that is highly expressed in a wide variety of tumors. While its broad and high expression in tumors makes it a very attractive target for antibody-based therapeutics, CD-166 is also expressed in normal tissues, which would normally raise toxicity concerns. We believe that the wide expression of CD-166 would rule out the development of a standard ADC against this target. By contrast, based on preclinical findings, our Probody platform enables us to generate a CD-166 antibody product that remains largely inactive until it reaches the tumor, thus reducing unwanted toxicity associated with binding to cells in normal tissue. As a result, we believe we can create a therapeutic window in patients for our CD-166 PDC where none existed before. In preclinical animal models, we have shown that our CD-166 PDC has antitumor activity similar to a CD-166 monoclonal ADC and is well-tolerated.

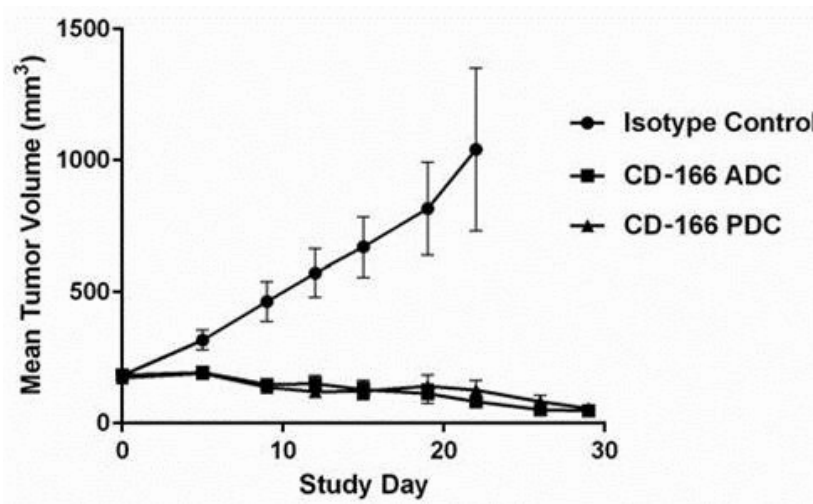
We chose to conjugate the antibody component of our CD-166 Probody candidate with a highly potent cytotoxic drug, DM4, developed by and licensed from our partner ImmunoGen. DM4 has an established regulatory and clinical trial history including in ImmunoGen's IMGN 853, or mirvetuximab soravtansine, a potential new treatment for patients with folate receptor alpha-positive cancer including ovarian cancer. Our goal is to increase the efficacy of our CD-166 Probody therapeutic by including this cytotoxic drug conjugate and we believe that our technology will limit potential systemic toxicity associated with expression of CD-166 in healthy tissue.

*Preclinical Data*

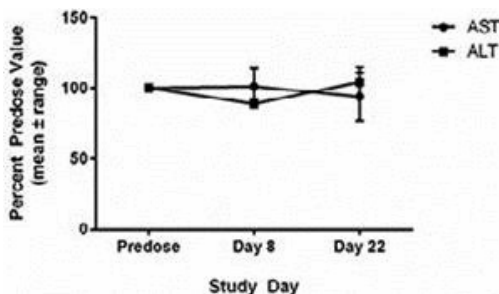
The tumor-selective activation of our CD-166 Probody product candidate has been demonstrated in the comparison of Probody therapeutic and antibody binding to CD-166 in healthy and cancerous colorectal tissue sections. The parental antibody targeting CD-166 bound to CD-166 on both normal and cancer samples. The Probody product candidate requires activation by proteases before it can effectively bind to CD-166, and because these proteases are present primarily in the cancer sample, the Probody product candidate specifically bound to the tumor and not to the healthy colon tissue. This is illustrated in the figure below:



We have also shown that the CD-166 PDC is as efficacious as a CD-166 ADC in a mouse H292 lung cancer xenograft model, as well as in other models. These findings confirm that sufficient local activation of our CD-166 Probody therapeutic occurs within the tumor microenvironment, resulting in an equivalent anti-tumor response to the CD-166 ADC. As shown in the following graphic, both product candidates not only prevented tumor growth but also led to tumor shrinkage over a one-month time span.



We also investigated the safety of the CD-166 PDC in a three-week, single dose study in non-human primates. There was no evidence of on or off-target toxicity, including clinical signs, weight loss, or abnormal laboratory findings from this study, despite the expression of CD-166 in multiple non-human primate healthy tissues. The measurement of the blood level of liver-derived proteins call AST and ALT are typical indicators of liver toxicity. Notably AST and ALT did not change following treatment with the CD-166 PDC despite high-level expression of CD-166 in non-human primate liver tissue, as shown in the figure below. We are planning to conduct additional dosing toxicity experiments.



#### Clinical Plan

We anticipate filing an IND for CX-2009, our CD-166 PDC, in the first half of 2017. We intend to test the CX-2009 in patients with tumors that express high levels of CD-166, including cancers that have no existing effective therapies, which may enable accelerated development and registration strategies, such as breakthrough therapy and fast-track designations. We will investigate whether a companion diagnostic is useful in identifying patients more likely to respond to our drug, such as a test that examines the level of expression of CD-166 in the tumor. We expect that any Phase 1 trial will primarily assess safety and will also look for preliminary evidence of efficacy. We also expect to examine whether the Probody therapeutic against CD-166 is activated in patient tumors, but not systemically.

### Other Product Candidates in Preclinical Development

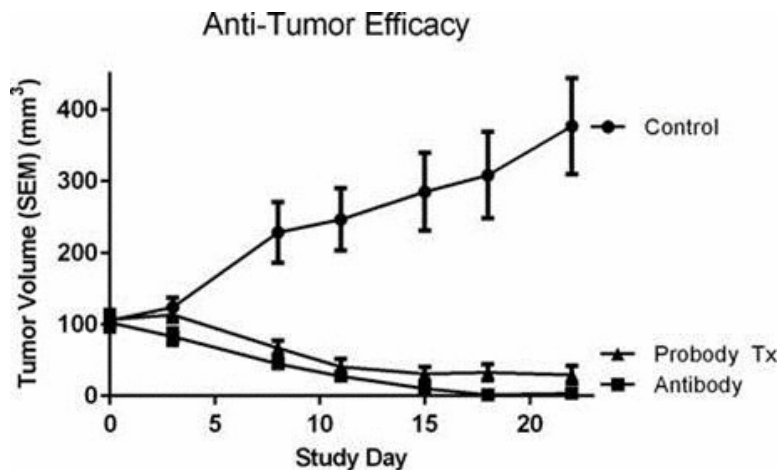
We are actively pursuing the application of our Probody technology to multiple other product candidates. These include other product candidates directed against checkpoint pathways, and other first-in-class PDC product candidates. We have applied our technology and are advancing product candidates based on T-cell-recruiting bispecific antibodies. We also recognize that new immunocellular therapies such as CAR-T therapies rely on recognition of tumor antigens using molecular components that may be synthesized as Probody constructs. We believe that our technology has the potential to enhance the therapeutic window of CAR-T therapies enabling them to translate their remarkable clinical responses in hematological tumors to solid tumors.

#### Bispecific Probody Therapeutics

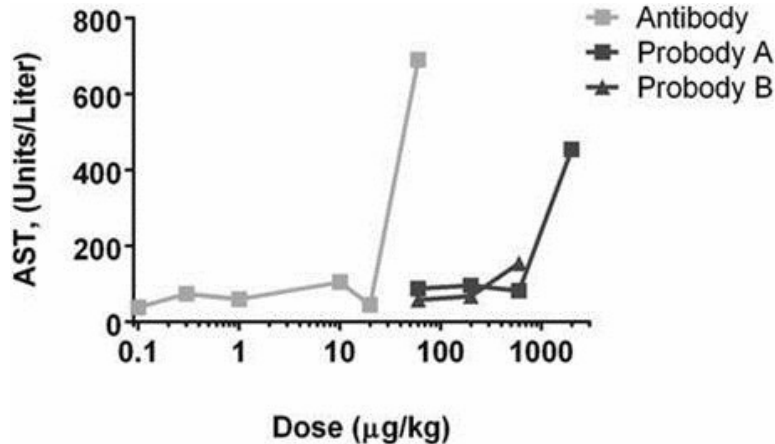
A bispecific antibody is a product that is engineered to simultaneously recognize two distinct antigens. In oncology, bispecific antibodies are often designed to bind both a tumor antigen and a T-cell antigen such as CD3, directly activating the T-cell in the vicinity of the tumor, thereby killing the cancerous cells. Blinatumomab is an example of a bispecific product that has recently been approved for the treatment of relapsed or refractory ALL. Blinatumomab recognizes the CD19 target on tumor cells as well as CD3 on T-cells, resulting in activation of the T-cells and generation of an effective immune response against the tumor. The challenge facing the development of bispecific antibodies is the same as that faced by other tumor-antigen based therapies—high potency directed against tumor antigens that are also expressed on healthy cells, leading to toxicity. T-cell-recruiting bispecific antibodies have been successfully developed for hematologic cancers like leukemia in part because the targets for those cancers are also present on dispensable healthy cells and the toxicity is therefore manageable. In contrast, T-cell-recruiting bispecific antibodies have been particularly difficult to develop against solid tumors in part because those targets are frequently also present on important healthy cells and the toxicity can be difficult to manage.

We believe that our Probody platform has the potential to take advantage of the potency of T-cell-recruiting bispecific antibodies to kill solid tumors but largely avoid the toxicity caused by interaction with essential healthy tissues. To demonstrate this, we have applied our know-how to the design of a bispecific Probody therapeutic that binds to CD3 on T-cells and EGFR on solid tumor cells. We demonstrated that this bispecific Probody therapeutic was efficacious in a mouse model of colorectal cancer at doses that were similar to the bispecific antibody from which it was derived.

The following graph demonstrates the comparable efficacy of our bispecific Probody therapeutic and a the bispecific antibody from which it was derived, in a mouse model of colorectal cancer:



In addition, our preclinical studies support that the bispecific Probody therapeutic was more than tenfold safer than the bispecific antibody in non-human primates as measured by blood tests of vital organ function and for release into the bloodstream of toxic molecules called cytokines:



Based on this proof of concept data, we intend to generate and optimize T-cell-recruiting bispecific Probody therapeutic candidates against a variety of targets.

#### *CTLA-4 Probody Product Candidate in Collaboration with BMS*

We are developing a CTLA-4 Probody therapeutic with BMS. Published data in mouse models have demonstrated the potential value of localized intratumoral delivery of CTLA-4 antibodies to maintain efficacy while limiting toxicity. We believe that our CTLA-4 Probody therapeutic can effectively localize CTLA-4 antibody activity to the tumor while allowing systemic dosing, thereby limiting systemic toxicities normally seen with Yervoy. We believe that BMS is the optimal strategic partner for our CTLA-4 Probody therapeutic given their expertise in cancer immunotherapy and their success with Yervoy.

*CTLA-4 Overview.* CTLA-4 is an immune checkpoint involved in regulating T-cell activation. BMS is currently marketing a CTLA-4 monoclonal antibody, Yervoy, that has been approved for unresectable or metastatic melanoma. CTLA-4 antibodies lead to T-cell activation for a wide range of antigens, including tumor antigens, which is the basis for its anti-tumor effect, and self-antigens, which may be the basis for the autoimmune toxicities associated with CTLA-4 antibodies therapies. In partnership with BMS, we are developing a CTLA-4 Probody therapeutic. The FDA approval for ipilimumab comes with a black box warning about potential severe and fatal immune-related adverse events. While the toxicities associated with ipilimumab can be successfully managed in many patients, up to 27% of patients in a phase 2 trial discontinued treatment due to adverse events. The use of ipilimumab in combination therapy with nivolumab, a PD-1 checkpoint inhibitor, led to increased rates of serious adverse events with 55% of patients with a severity of grade 3 or 4 events in patients treated with both drugs compared to 27% in the ipilimumab-treated patients and 16% in the nivolumab treated-patients.

We believe the systemic toxicity associated with CTLA-4 directed therapy might be reduced by local delivery of CTLA-4 antibodies to the tumor. In previous experiments with a MC-38 xenograft mouse model, investigators have shown local infusion of small doses of the antibody directly into the tumor resulted in an anti-tumor response and increased survival while lowering the systemic levels of the CTLA-4 antibody by approximately 1,000 fold. In MC-38 xenograft preclinical models, our CTLA-4 Probody candidate has demonstrated *in vivo* efficacy with reduced activity on peripheral T-cells as compared to CTLA-4 antibody. We believe that our CTLA-4 Probody therapeutic can be dosed systemically, achieve localized tumor-specific activation, and thus achieve a clinically important improvement in safety.

#### *PD-1 Probody Therapeutic*

PD-1 is the receptor for the PD-L1 ligand responsible for inhibiting T-cell activation. It is the target for various immuno-oncology products including nivolumab and pembrolizumab, which have been approved for melanoma. Because, like PD-L1, inhibiting PD-1 is associated with immune attack on normal cells, PD-1 therapy has been associated with significant toxicities, especially when used in combination with ipilimumab, another immunotherapy. We are developing a PD-1 Probody therapeutic as an additional approach to block the PD-L1/PD-1 pathway.

### *CD-71 PDC Program*

Transferrin receptor 1, also known as CD-71, is a protein that is essential for iron uptake in dividing cells, is expressed at low levels in most normal tissues and is overexpressed in tumor cells. The combination of high expression in tumors and ubiquitous expression in normal tissue makes CD-71 a difficult target for conventional ADCs and an ideal candidate for development of a PDC. Our CD-71 PDC has demonstrated efficacy in lung and breast xenograft models and is well-tolerated preclinically.

### *Integrin alpha-3 PDC Program*

Integrins are cell surface proteins that are responsible for cell-cell and cell-extracellular matrix interactions. Integrin alpha-3 or ITGA3 is highly expressed and highly prevalent in cancers such as pancreatic, ovarian, and breast and it has been associated with tumorigenesis and metastasis. Our ITGA3 PDC has demonstrated efficacy in multiple xenograft models and is well-tolerated preclinically.

## **Manufacturing**

Our Probody candidates are designed to be produced as fully recombinant antibody prodrugs. Our Probody candidates are also designed to maintain the manufacturability benefits of antibodies and leverage well established technologies used for antibody production. We have significant expertise in the production of therapeutic biologics. We conduct cell line development and process development both in-house and in collaboration with contract manufacturing organizations (“CMOs”). CMOs are responsible for actual production of clinical drug product and drug substance materials.

Our process development and manufacturing strategies are tailored to rapidly advance our two lead programs and we employ multiple complementary approaches to ensure successful execution. Our lead Chinese hamster ovary cell line has been successfully used for manufacturing several antibodies and requires minimal process optimization to establish a process to support early phase manufacturing. We utilize well established production steps typically part of a platform manufacturing process for antibodies. The CMO we have selected has a strong track record in manufacturing therapeutic biologics, including antibodies. All activities from cell line development to formulated drug product are performed at one location to maintain aggressive timelines and minimize delays that can result from engaging multiple parties for manufacturing. Similarly, for our PDC projects we have selected CMOs with strong expertise in clinical/commercial drug conjugate manufacturing and with capabilities for toxin conjugation and fill-finish. Furthermore, our lead PDC program incorporates a toxin payload that has an established clinical and regulatory history.

## **Competition**

The biotechnology and biopharmaceutical industries, and the immuno-oncology subsector, are characterized by rapid evolution of technologies, fierce competition and strong defense of intellectual property. Any product candidates that we successfully develop and commercialize will have to compete with existing therapies and new therapies that may become available in the future. While we believe that our proprietary Probody platform and scientific expertise in the field of biologics and immuno-oncology provide us with competitive advantages, a wide variety of institutions, including large biopharmaceutical companies, specialty biotechnology companies, academic research departments and public and private research institutions, are actively developing potentially competitive products and technologies. We face substantial competition from biotechnology and biopharmaceutical companies developing products in immuno-oncology. These competitors generally fall within the following categories:

**Cancer immunotherapies:** AdaptImmune LLC, AstraZeneca PLC, BMS, GlaxoSmithKline plc, Idera Pharmaceuticals, Inc., Immune Design Corp, Merck & Co., Inc., NewLink Genetics Corporation, Novartis AG, Pfizer, Roche Holding Ltd and Sanofi SA.

**Antibody drug conjugates:** ImmunoGen and Seattle Genetics, Inc.

**Immune-based treatments for cancer, such as CAR-T, TCR therapies, and Dendritic cell based therapies:** Argos Therapeutics, Inc., Bellicum Pharmaceuticals, Inc., Biovest International, Inc., Bluebird bio, Inc., Celgene Corporation, Collectis SA, ImmunoCellular Therapeutics, Ltd., Inovio Pharmaceuticals, Inc., Intrexon Corporation, Juno Therapeutics, Inc., Kite Pharma, Inc., NantKwest, Inc., Northwest Biotherapeutics, Inc., Novartis AG, Pfizer and Valeant Pharmaceuticals.

Many of our competitors, either alone or with strategic partners, have substantially greater financial, technical and human resources than we do. Accordingly, our competitors may be more successful than us in obtaining approval for treatments and achieving widespread market acceptance, rendering our treatments obsolete or non-competitive. Accelerated merger and acquisition activity in the biotechnology and biopharmaceutical industries may result in even more resources being concentrated among a smaller number of our competitors. These companies also compete with us in recruiting and retaining qualified scientific and management personnel, establishing clinical study sites and patient registration for clinical studies and acquiring technologies complementary to, or necessary for, our programs. Smaller or early-stage companies may also prove to be significant competitors, particularly through collaborative arrangements with large and established companies. Our commercial opportunity could be substantially limited in the event that our competitors develop and commercialize products that are more effective, safer, less toxic, more convenient or less expensive than our comparable products. In geographies that are critical to our commercial success, competitors may also obtain regulatory approvals before us, resulting in our competitors building a strong market position in advance of our products' entry. We believe the factors determining the success of our programs will be the efficacy, safety and convenience of our product candidates.

## Intellectual Property

We strive to protect and enhance the proprietary technology, inventions, and improvements that are commercially important to our business, including seeking, maintaining, and defending patent rights, whether developed internally or licensed from third parties. Our policy is to seek to protect our proprietary position by, among other methods, pursuing and obtaining patent protection in the United States and in jurisdictions outside of the United States related to our proprietary technology, inventions, improvements, platforms and product candidates that are important to the development and implementation of our business. Our patent portfolio is intended to cover, but is not limited to, our technology platforms, our product candidates and components thereof, their methods of use and processes for their manufacture, our proprietary reagents and assays, and any other inventions that are commercially important to our business. We also rely on trade secret protection of our confidential information and know-how relating to our proprietary technology, platforms and product candidates, continuing innovation, and in-licensing opportunities to develop, strengthen, and maintain our proprietary position in our Probody platform and product candidates. We expect to rely on data exclusivity, market exclusivity, patent term adjustment and patent term extensions when available. Our commercial success may depend in part on our ability to obtain and maintain patent and other proprietary protection for our technology, inventions, and improvements; to preserve the confidentiality of our trade secrets; to maintain our licenses to use intellectual property owned or controlled by third parties; to defend and enforce our proprietary rights, including our patents; to defend against and challenge the assertion by third parties of their purported intellectual property rights; and to operate without the unauthorized infringement on the valid and enforceable patents and other proprietary rights of third parties.

We believe that we have a strong global intellectual property position and substantial know-how and trade secrets relating to our Probody technology, platform and product candidates. Our patent portfolio as of March 1, 2016 contains six United States ("U.S.") issued patents and one non-U.S. issued patent owned solely by CytomX and four U.S. issued patents that we co-own with the University of Santa Barbara ("UCSB"). We also have 33 U.S. pending applications as well as 91 non-U.S. pending applications owned solely by CytomX, as well as one U.S. pending application and six non-U.S. pending applications that we co-own with UCSB. We have exclusively licensed UCSB's rights in the co-owned issued and pending patents. We also co-own one U.S. issued patent and one U.S. pending application with the University of California, San Francisco ("UCSF"). These patents and patent applications include claims directed to:

- Probody platform and PDC platform;
- Other pro-protein platforms;
- Probody conjugates and conjugation methods to produce PDCs;
- Bispecific and other multispecific Probody therapeutics, including T-cell-recruiting bispecific Probody therapeutics;
- Protease-cleavable linkers, e.g., serine protease- or MMP-cleavable linkers;
- Improved display systems for peptide display, e.g., to identify masks, substrates, and other proteins;
- Cancer immunotherapy Probody therapeutics, e.g., PD-L1, PD-1, and CTLA-4 Probody therapeutics, as well as related novel antibodies and combination therapies;
- PDCs, e.g., CD-166, CD-71 (transferrin receptor), and CD49c (integrin alpha 3) PDCs, as well as related Probody therapeutics, novel antibodies and ADCs;
- Probody therapeutics to other targets, e.g., EGFR, Jagged, and IL6R Probody therapeutics, as well as related PDCs, novel antibodies and ADCs;

- Antibodies that bind Probody therapeutics, e.g., anti-mask and anti-Probody antibodies; and
- Antibodies that bind the active site of uPA protease.

In addition, we have exclusively licensed the following patent portfolio from UCSB: nine U.S. issued patents; five non-U.S. issued patents; three U.S. pending applications; and four non-U.S. pending applications. This patent portfolio covers compositions and methods related to screening and identification of masks and protease-cleavable linkers that we incorporate into our Probody therapeutics.

As for the Probody platform, product candidates and processes we develop and commercialize, in the normal course of business, we intend to pursue, where appropriate, patent protection or trade secret protection relating to compositions, methods of manufacture, assay methods, methods of use, treatment of indications, dosing and formulations. We may also pursue patent protection with respect to product development processes and technology.

We continually assess and refine our intellectual property strategy as we develop new platform technologies and product candidates. To that end, we are prepared to file additional patent applications if our intellectual property strategy requires such filings, or where we seek to adapt to competition or seize business opportunities. Further, we are prepared to file patent applications, as we consider appropriate under the circumstances, relating to the new technologies that we develop. In addition to filing and prosecuting patent applications in the United States, we often file counterpart patent applications in the European Union and in additional countries where we believe such foreign filing is likely to be beneficial, including but not limited to any or all of Australia, Brazil, Canada, China, Hong Kong, India, Israel, Japan, Mexico, New Zealand, Russia, South Africa and South Korea.

The term of individual patents depends upon the laws of the countries in which they are obtained. In most countries in which we file, the patent term is 20 years from the earliest date of filing of a non-provisional patent application. However, the term of United States patents may be extended due to delays incurred due to compliance with FDA or by delays encountered during prosecution that are caused by the United States Patent and Trademark Office (the "USPTO"). For example, the Hatch-Waxman Act permits a patent term extension for FDA-approved drugs of up to five years beyond the expiration of the patent. The length of the patent term extension is related to the length of time the drug is under regulatory review. Patent extension cannot extend the remaining term of a patent beyond a total of 14 years from the date of product approval and only one patent applicable to an approved drug may be extended. Similar provisions are available in Europe and other jurisdictions to extend the term of a patent that covers an approved drug. In the future, if and when our biopharmaceutical product candidates receive FDA approval, we expect to apply for patent term extensions on patents covering those product candidates. We intend to seek patent term extensions to any of our issued patents in any jurisdiction where these are available; however there is no guarantee that the applicable authorities, including the FDA in the United States, will agree with our assessment of whether such extensions should be granted, and even if granted, the length of such extensions. Our currently issued patents will likely expire on dates ranging from 2028 to 2033, unless we receive patent term extension or adjustment. If patents are issued on our pending patent applications, the resulting patents are projected to expire on dates ranging from 2028 to 2037, unless we receive patent term extension or adjustment. However, the actual protection afforded by a patent varies on a product-by-product basis, from country-to-country, and depends upon many factors, including the type of patent, the scope of its coverage, the availability of regulatory-related extensions, the availability of legal remedies in a particular country, and the validity and enforceability of the patent.



The patent positions of companies like ours are generally uncertain and involve complex legal and factual questions. No consistent policy regarding the scope of claims allowable in patents in the field of immunotherapy has emerged in the U.S. The patent situation outside of the United States is even more uncertain. Changes in the patent laws and rules, either by legislation, judicial decisions, or regulatory interpretation in the U.S. and other countries may diminish our ability to protect our inventions and enforce our intellectual property rights, and more generally could affect the value of our intellectual property. In particular, our ability to stop third parties from making, using, selling, offering to sell, or importing any of our patented inventions, either directly or indirectly, will depend in part on our success in obtaining, defending, and enforcing patent claims that cover our technology, inventions, and improvements. With respect to both licensed and company-owned intellectual property, we cannot be sure that patents will be granted with respect to any of our pending patent applications or with respect to any patent applications filed by us in the future, nor can we be sure that any of our existing patents or any patents that may be granted to us in the future will be commercially useful in protecting our platforms and product candidates and the methods used to manufacture those platforms and product candidates. Moreover, even our issued patents do not guarantee us the right to practice our technology in relation to the commercialization of our platforms product candidates. However, the area of patent and other intellectual property rights in biotechnology is an evolving one with many risks and uncertainties, and third parties may have blocking patents that could be used to prevent us from commercializing our patented Probody technology, platforms and product candidates and practicing our proprietary technology. Our issued patents and those that may issue in the future may be challenged, invalidated, or circumvented, which could limit our ability to stop competitors from marketing related platforms or product candidates or limit the length of the term of patent protection that we may have for our Probody technology, platforms, and product candidates. In addition, the rights granted under any issued patents may not provide us with protection or competitive advantages against competitors with similar technology. Furthermore, our competitors may independently develop similar technologies. For these reasons, we may have competition for our Probody technology, platforms and product candidates. Moreover, because of the extensive time required for development, testing and regulatory review of a potential product, it is possible that, before any particular product candidate can be commercialized, any related patent may expire or remain in force for only a short period following commercialization, thereby reducing any advantage of the patent. For this and more comprehensive risks related to our proprietary technology, inventions, improvements, platforms and product candidates, please see the section entitled “Risk Factors—Risks Related to Intellectual Property.”

We intend to file applications for trademark registrations in connection with our product candidates in various jurisdictions, including the U.S. The USPTO previously accepted the PROBODY mark under an intent-to-use trademark application. Because we were unable to show use for that mark within three years of acceptance, the mark became abandoned. We have re-filed for trademark protection of the PROBODY mark with the USPTO. We also have filed for trademark protection of the IHZ mark with the USPTO.

We also rely on trade secret protection for our confidential and proprietary information. Although we take steps to protect our confidential and proprietary information as trade secrets, including through contractual means with our employees and consultants, third parties may independently develop substantially equivalent proprietary information and techniques or otherwise gain access to our trade secrets or disclose our technology. Thus, we may not be able to meaningfully protect our trade secrets. It is our policy to require our employees, consultants, outside scientific collaborators, sponsored researchers and other advisors to execute confidentiality agreements upon the commencement of employment or consulting relationships with us. These agreements provide that all confidential information concerning our business or financial affairs developed or made known to the individual during the course of the individual’s relationship with us is to be kept confidential and not disclosed to third parties except in specific circumstances. In the case of employees, the agreements provide that all inventions conceived by the individual, and which are related to our current or planned business or research and development or made during normal working hours, on our premises or using our equipment or proprietary information, are our exclusive property. In many cases our confidentiality and other agreements with consultants, outside scientific collaborators, sponsored researchers and other advisors require them to assign or grant us licenses to inventions they invent as a result of the work or services they render under such agreements or grant us an option to negotiate a license to use such inventions.

We also seek to preserve the integrity and confidentiality of our proprietary technology and processes by maintaining physical security of our premises and physical and electronic security of our information technology systems. Although we have confidence in these individuals, organizations, and systems, agreements or security measures may be breached and we may not have adequate remedies for any breach. To the extent that our employees, contractors, consultants, collaborators, and advisors use intellectual property owned by others in their work for us, disputes may arise as to the rights in related or resulting know-how and inventions.

## ***In-Licenses***

### *License from UCSB*

In August 2010, we entered into an agreement with Regents of the University of California (“UC”), acting through its Santa Barbara Campus, that grants us an exclusive license, with the right to sublicense, under the patent rights owned by UC covering mask and screening technologies in the field of identification and discovery of pro-protein biologics, including masks and substrates, for the identification of pro-proteins. The agreement also grants us an exclusive license, with the right to sublicense, under the patent rights co-owned by UC with us covering Probody antibodies and other pro- proteins in the fields of therapeutics, diagnostics, in vivo imaging and prophylactics.

We had no upfront payment obligations under the agreement. We are required to make milestone payments to UC on the accomplishment of certain regulatory milestones, including a \$300,000 payment due upon the first patient enrollment in the first Phase 3 clinical trial and a \$500,000 payment due upon approval of the first NDA by the FDA for each of the first two indications for each licensed product consisting of a molecule or compound covered by the licensed patent rights. We have paid minimum annual royalties in increasing amounts to UC since 2011 in the aggregate amount of \$405,000, and will pay annual minimum royalties of \$150,000 beginning in 2016 and continuing for the term of the agreement. In addition, the agreement provides that we are required to pay to UC running royalties on net sales in the low single-digits. The agreement with UC requires us to meet specified due diligence product development milestones. We did not meet the milestones in 2013, 2014 and 2015, and we paid an extension fee of \$25,000 for 2013 and \$50,000 for each of 2014 and 2015 to maintain the license.

### *License from ImmunoGen*

In February 2016, we exercised our option to obtain a worldwide, exclusive, sublicensable license from ImmunoGen for development and commercialization of products directed against the target selected by us under our research collaboration agreement with ImmunoGen. See the description of the license agreement set forth under the caption “Collaborations—ImmunoGen” in this Item 1 of this Annual Report on Form 10-K.

## **Government Regulation and Product Approval**

Governmental authorities in the U.S., at the federal, state and local level, and other countries extensively regulate, among other things, the research, development, testing, manufacture, labeling, packaging, promotion, storage, advertising, distribution, marketing and export and import of products such as those we are developing. Our therapeutic candidates must be approved by the FDA through the NDA or BLA process before they may be legally marketed in the U.S. and will be subject to similar requirements in other countries prior to marketing in those countries. The process of obtaining regulatory approvals and the subsequent compliance with applicable federal, state, local and foreign statutes and regulations require the expenditure of substantial time and financial resources.

### ***U.S. Government Regulation***

In the U.S., the FDA regulates drugs under the Federal Food, Drug, and Cosmetic Act (“FDCA”) and, in the case of therapeutic biologics, the Public Health Services Act (“PHSA”), and implementing regulations. Failure to comply with the applicable U.S. requirements at any time during the product development or approval process, or after approval, may subject an applicant to administrative or judicial sanctions, any of which could have a material adverse effect on us. These sanctions could include:

- refusal to approve pending applications;
- withdrawal of an approval;
- imposition of a clinical hold;
- warning or untitled letters;
- seizures or administrative detention of product;
- total or partial suspension of production or distribution; or
- injunctions, fines, disgorgement, or civil or criminal penalties.

### *NDA and BLA approval processes*

The process required by the FDA before a therapeutic may be marketed in the U.S. generally involves the following:

- completion of nonclinical laboratory tests, animal studies and formulation studies conducted according to good laboratory practices (“GLPs”), and other applicable regulations;
- submission to the FDA of an IND, which must become effective before human clinical trials may begin;
- performance of adequate and well-controlled human clinical trials according to good clinical practices (“GCPs”), to establish the safety and efficacy of the product candidate for its intended use;
- submission to the FDA of an NDA or BLA;
- satisfactory completion of an FDA inspection of the manufacturing facility or facilities at which the product candidate is produced to assess readiness for commercial manufacturing and conformance to the manufacturing-related elements of the application, to conduct a data integrity audit, and to assess compliance with current good manufacturing practices (“cGMPs”) to assure that the facilities, methods and controls are adequate to preserve the product candidate’s identity, strength, quality and purity; and
- FDA review and approval of the NDA or BLA.

Once a biopharmaceutical candidate is identified for development, it enters the preclinical or nonclinical testing stage. Nonclinical tests include laboratory evaluations of product chemistry, toxicity and formulation, as well as animal studies. An IND sponsor must submit the results of the nonclinical tests, together with manufacturing information and analytical data, to the FDA as part of the IND. Some nonclinical testing may continue even after the IND is submitted. In addition to including the results of the nonclinical studies, the IND will also include a protocol detailing, among other things, the objectives of the clinical trial, the parameters to be used in monitoring safety and the effectiveness criteria to be evaluated if the first phase lends itself to an efficacy determination. The IND automatically becomes effective 30 days after receipt by the FDA, unless the FDA, within the 30-day time period, places the IND on clinical hold. In such a case, the IND sponsor and the FDA must resolve any outstanding concerns before clinical trials can begin. A clinical hold may occur at any time during the life of an IND and may affect one or more specific studies or all studies conducted under the IND.

All clinical trials must be conducted under the supervision of one or more qualified investigators in accordance with GCPs. They must be conducted under protocols detailing the objectives of the trial, dosing procedures, research subject selection and exclusion criteria and the safety and effectiveness criteria to be evaluated. Each protocol, and any subsequent material amendment to the protocol, must be submitted to the FDA as part of the IND, and progress reports detailing the status of the clinical trials must be submitted to the FDA annually. Sponsors also must report to the FDA serious and unexpected adverse reactions in a timely manner, any clinically important increase in the rate of a serious suspected adverse reaction over that listed in the protocol or investigation brochure or any findings from other studies or animal or *in vitro* testing that suggest a significant risk in humans exposed to the product candidate. An institutional review board (“IRB”) at each institution participating in the clinical trial must review and approve the protocol before a clinical trial commences at that institution and must also approve the information regarding the trial and the consent form that must be provided to each research subject or the subject’s legal representative, monitor the study until completed and otherwise comply with IRB regulations. There are also requirements governing the reporting of ongoing clinical trials and completed clinical trial results to public registries.

Human clinical trials are typically conducted in three sequential phases that may overlap or be combined.

- Phase 1—The product candidate is initially introduced into healthy human subjects and tested for safety, dosage tolerance, absorption, metabolism, distribution and elimination. In the case of some therapeutic candidates for severe or life-threatening diseases, such as cancer, especially when the product candidate may be inherently too toxic to ethically administer to healthy volunteers, the initial human testing is often conducted in patients.
- Phase 2—Clinical trials are performed on a limited patient population intended to identify possible adverse effects and safety risks, to preliminarily evaluate the efficacy of the product for specific targeted diseases and to determine dosage tolerance and optimal dosage.
- Phase 3—Clinical trials are undertaken to further evaluate dosage, clinical efficacy and safety in an expanded patient population at geographically dispersed clinical study sites. These studies are intended to establish the overall risk-benefit ratio of the product and provide an adequate basis for product labeling.

A pivotal study is a clinical study that adequately meets regulatory agency requirements for the evaluation of a product candidate's efficacy and safety such that it can be used to justify the approval of the product. Generally, pivotal studies are also Phase 3 studies but may be Phase 2 studies if the trial design provides a reliable assessment of clinical benefit, particularly in situations where there is an unmet medical need. Human clinical trials are inherently uncertain and Phase 1, Phase 2 and Phase 3 testing may not be successfully completed. The FDA or the sponsor may suspend a clinical trial at any time for a variety of reasons, including a finding that the research subjects or patients are being exposed to an unacceptable health risk. Similarly, an IRB can suspend or terminate approval of a clinical trial at its institution if the clinical trial is not being conducted in accordance with the IRB's requirements or if the product candidate has been associated with unexpected serious harm to patients.

During the development of a new product candidate, sponsors are given opportunities to meet with the FDA at certain points; specifically, prior to the submission of an IND, at the end of Phase 2 and before a BLA or NDA is submitted. Meetings at other times may be requested. These meetings can provide an opportunity for the sponsor to share information about the data gathered to date and for the FDA to provide advice on the next phase of development. Sponsors typically use the meeting at the end of Phase 2 to discuss their Phase 2 clinical results and present their plans for the pivotal Phase 3 clinical trial that they believe will support the approval of the new therapeutic. If a Phase 3 clinical trial is the subject of discussion at the end of Phase 2 meeting with the FDA, a sponsor may be able to request a Special Protocol Assessment ("SPA"), the purpose of which is to reach agreement with the FDA on the Phase 3 clinical trial protocol design and analysis that will form the primary basis of an efficacy claim.

Post-approval trials, sometimes referred to as "Phase 4" clinical trials, may be conducted after initial marketing approval. These trials are used to gain additional experience from the treatment of patients in the intended therapeutic indication. In certain instances, FDA may mandate the performance of such "Phase 4" clinical trials.

According to published guidance on the SPA process, a sponsor that meets the prerequisites may make a specific request for a SPA and provide information regarding the design and size of the proposed clinical trial. The FDA is supposed to evaluate the protocol within 45 days of the request to assess whether the proposed trial is adequate, which evaluation may result in discussions and a request for additional information. A SPA request must be made before the proposed trial begins, and all open issues must be resolved before the trial begins. Although the FDA will assess protocols that have already begun, these assessments will not be subject to the 45-day review applicable to SPAs. If a written agreement is reached, it will be documented and made part of the record. The agreement will be binding on the FDA and may not be changed by the sponsor or the FDA after the trial begins except with the written agreement of the sponsor and the FDA or if the FDA determines that a substantial scientific issue essential to determining the safety or efficacy of the product candidate was identified after the testing began.

Concurrent with clinical trials, sponsors usually complete additional animal safety studies, develop additional information about the chemistry and physical characteristics of the product candidate and finalize a process for manufacturing commercial quantities of the product candidate in accordance with cGMP requirements. The manufacturing process must be capable of consistently producing quality batches of the product candidate and the manufacturer must develop methods for testing the quality, purity and potency of the product candidate. To help reduce the risk of the introduction of adventitious agents with use of biological products, the PHSA emphasizes the importance of manufacturing control for products whose attributes cannot be precisely defined. The manufacturing process must be capable of consistently producing quality batches of the product candidate and, among other criteria, the sponsor must develop methods for testing the identity, strength, quality, potency and purity of the final biological product. Additionally, appropriate packaging must be selected and tested, and stability studies must be conducted to demonstrate that the biological product candidate does not undergo unacceptable deterioration over its shelf life. Additionally, for both NDA and BLA products, appropriate packaging must be selected and tested and stability studies must be conducted to demonstrate that the product candidate does not undergo unacceptable deterioration over its proposed shelf-life.

The results of product development, nonclinical studies and clinical trials, along with descriptions of the manufacturing process, analytical tests and other control mechanisms, proposed labeling and other relevant information are submitted to the FDA as part of an NDA or BLA requesting approval to market the product.

Under the Prescription Drug User Fee Act ("PDUFA") as amended, each BLA or NDA must be accompanied by a significant user fee. The FDA adjusts the PDUFA user fees on an annual basis. PDUFA also imposes an annual product fee for products and an annual establishment fee on facilities used to manufacture prescription biological or drug products. Fee waivers or reductions are available in certain circumstances, such as where a waiver is necessary to protect the public health, where the fee would present a significant barrier to innovation, or where the applicant is a small business submitting its first human therapeutic application for review.

Within 60 days following submission of the application, the FDA reviews a BLA or NDA submitted to determine if it is substantially complete before the agency accepts it for filing. The FDA may refuse to file any BLA or NDA that it deems incomplete or not properly reviewable at the time of submission, and may request additional information. In this event, the BLA or NDA must be resubmitted with the additional information. The resubmitted application also is subject to review before the FDA accepts it for filing. Once the submission is accepted for filing, the FDA begins an in-depth substantive review of the BLA or NDA. The FDA reviews the BLA to determine, among other things, whether the proposed product is safe, potent, and/or effective for its intended use, and has an acceptable purity profile, and in the case of an NDA, whether the product is safe and effective for its intended use, and in each case, whether the product is being manufactured in accordance with cGMP. The FDA may refer applications for novel products or products that present difficult questions of safety or efficacy to an advisory committee, typically a panel that includes clinicians and other experts, for review, evaluation and a recommendation as to whether the application should be approved and under what conditions. The FDA is not bound by the recommendations of an advisory committee, but it considers such recommendations carefully when making decisions.

During the product approval process, the FDA also will determine whether a risk evaluation and mitigation strategies (“REMS”) plan is necessary to assure the safe use of the product. If the FDA concludes a REMS plan is needed, the sponsor of the BLA or NDA must submit a proposed REMS plan. The FDA will not approve a BLA or NDA without a REMS plan, if required. The FDA has authority to require a REMS plan under the Food and Drug Administration Amendments Act of 2007 (the “FDAAA”) when necessary to ensure that the benefits of a drug or therapeutic biologic outweigh the risks. In determining whether a REMS plan is necessary, the FDA must consider the size of the population likely to use the drug or therapeutic biologic, the seriousness of the disease or condition to be treated, the expected benefit of the drug or therapeutic biologic, the duration of treatment, the seriousness of known or potential adverse events, and whether the drug or therapeutic biologic is a new molecular entity. A REMS plan may be required to include various elements, such as a medication guide or patient package insert, a communication plan to educate health care providers of the risks, limitations on who may prescribe or dispense the drug or therapeutic biologic, or other measures that the FDA deems necessary to assure the safe use of the drug or therapeutic biologic. In addition, the REMS plan must include a timetable to assess the strategy at 18 months, three years, and seven years after the strategy’s approval.

The FDA may also require a REMS plan for a drug or therapeutic biologic that is already on the market if it determines, based on new safety information, that a REMS plan is necessary to ensure that the product’s benefits outweigh its risks.

Before approving a BLA or NDA, the FDA will inspect the facilities at which the product is manufactured. The FDA will not approve the product unless it determines that the manufacturing processes and facilities are in compliance with cGMP requirements and adequate to assure consistent production of the product within required specifications. Additionally, before approving a BLA or NDA, the FDA will typically inspect one or more clinical sites to assure that the clinical trials were conducted in compliance with IND trial requirements and GCP requirements. To assure cGMP and GCP compliance, an applicant must incur significant expenditure of time, money and effort in the areas of training, record keeping, production and quality control.

Notwithstanding the submission of relevant data and information, the FDA may ultimately decide that the BLA or NDA does not satisfy its regulatory criteria for approval and deny approval. Data obtained from clinical trials are not always conclusive and the FDA may interpret data differently than we interpret the same data. If the agency decides not to approve the BLA or NDA in its present form, the FDA will issue a complete response letter that describes all of the specific deficiencies in the BLA or NDA identified by the FDA. The deficiencies identified may be minor, for example, requiring labeling changes, or major, for example, requiring additional clinical trials. Additionally, the complete response letter may include recommended actions that the applicant might take to place the application in a condition for approval. If a complete response letter is issued, the applicant may either resubmit the BLA or NDA, addressing all of the deficiencies identified in the letter, or withdraw the application.

Even if a product receives regulatory approval, the approval may be significantly limited to specific indications and dosages or the indications for use may otherwise be limited, which could restrict the commercial value of the product. Further, the FDA may require that certain contraindications, warnings or precautions be included in the product labeling. The FDA may impose restrictions and conditions on product distribution, prescribing, or dispensing in the form of a risk management plan, or otherwise limit the scope of any approval. In addition, the FDA may require post marketing clinical trials, sometimes referred to as “Phase 4” clinical trials, designed to further assess a biological product’s safety and effectiveness, and testing and surveillance programs to monitor the safety of approved products that have been commercialized.

### *Companion Diagnostics*

The FDA issued a final guidance document in July 2014 addressing agency policy in relation to in vitro companion diagnostic tests. The guidance explains that for some drugs and therapeutic biologics, the use of a companion diagnostic test is essential for the safe and effective use of the product, such as when the use of a product is limited to a specific patient subpopulation that can be identified by using the test. According to the guidance, the FDA generally will not approve such a product if the companion diagnostic is not also approved or cleared for the appropriate indication, and accordingly the therapeutic product and the companion diagnostic should be developed and approved or cleared contemporaneously. However, the FDA may decide that it is appropriate to approve such a product without an approved or cleared in vitro companion diagnostic device when the drug or therapeutic biologic is intended to treat a serious or life-threatening condition for which no satisfactory alternative treatment exists and the FDA determines that the benefits from the use of product with an unapproved or uncleared in vitro companion diagnostic device are so pronounced as to outweigh the risks from the lack of an approved or cleared in vitro companion diagnostic device. The FDA encourages sponsors considering developing a therapeutic product that requires a companion diagnostic to request a meeting with both relevant device and therapeutic product review divisions to ensure that the product development plan will produce sufficient data to establish the safety and effectiveness of both the therapeutic product and the companion diagnostic. Because the FDA's policy on companion diagnostics is set forth only in guidance, this policy is subject to change and is not legally binding.

### *Expedited Review and Approval*

The FDA has various programs, including Fast Track, priority review, accelerated approval and breakthrough therapy designation, which are intended to expedite or simplify the process for reviewing therapeutic candidates, or provide for the approval of a product candidate on the basis of a surrogate endpoint. Even if a product candidate qualifies for one or more of these programs, the FDA may later decide that the product candidate no longer meets the conditions for qualification or that the time period for FDA review or approval will be lengthened. Generally, therapeutic candidates that are eligible for these programs are those for serious or life-threatening conditions, those with the potential to address unmet medical needs and those that offer meaningful benefits over existing treatments. For example, Fast Track is a process designed to facilitate the development and expedite the review of therapeutic candidates to treat serious or life-threatening diseases or conditions and fill unmet medical needs. Priority review is designed to give therapeutic candidates that offer major advances in treatment or provide a treatment where no adequate therapy exists an initial review within eight months as compared to a standard review time of twelve months.

Although Fast Track and priority review do not affect the standards for approval, the FDA will attempt to facilitate early and frequent meetings with a sponsor of a Fast Track designated product candidate and expedite review of the application for a product candidate designated for priority review. Accelerated approval, which is described in Subpart H of 21 CFR Part 314, provides for an earlier approval for a new product candidate that is (1) intended to treat a serious or life-threatening disease or condition; (2) generally provides a meaningful advantage over available therapies; and (3) demonstrates an effect on either a surrogate endpoint that is reasonably likely to predict clinical benefit or on a clinical endpoint that can be measured earlier than irreversible morbidity or mortality ("IMM") and is reasonably likely to predict an effect on IMM or other clinical benefit, taking into account the severity, rarity or prevalence of the condition and the availability or lack of alternative treatments. A surrogate endpoint is a laboratory measurement or physical sign used as an indirect or substitute measurement representing a clinically meaningful outcome. As a condition of approval, the FDA may require that a sponsor of a product candidate receiving accelerated approval perform post-marketing studies to verify and describe the predicted effect on irreversible morbidity or mortality or other clinical endpoint, and the product may be subject to accelerated withdrawal procedures.

In the Food and Drug Administration Safety and Innovation Act (the "FDASIA"), which was signed into law in July 2012, the U.S. Congress encouraged the FDA to utilize innovative and flexible approaches to the assessment of therapeutic candidates under accelerated approval. The law required the FDA to issue related guidance and also promulgate confirming regulatory changes. In May 2014, the FDA published a final Guidance for Industry titled "Expedited Programs for Serious Conditions—Drugs and Biologics," which provides guidance on FDA programs that are intended to facilitate and expedite development and review of new therapeutic candidates as well as threshold criteria generally applicable to concluding that a product candidate is a candidate for these expedited development and review programs.

In addition to the Fast Track, accelerated approval and priority review programs discussed above, the FDA's "Expedited Programs" guidance also describes the Breakthrough Therapy designation. The FDA defines a Breakthrough Therapy as a therapeutic that is intended, alone or in combination with one or more other therapeutics, to treat a serious or life-threatening disease or condition, and preliminary clinical evidence indicates that the therapeutic may demonstrate substantial improvement over existing therapies on one or more clinically significant endpoints, such as substantial treatment effects observed early in clinical development. A therapeutic designated as a Breakthrough Therapy is eligible for accelerated approval. The FDA must take certain actions, such as holding timely meetings and providing advice, intended to expedite the development and review of an application for approval of a Breakthrough Therapy. Even if a product qualifies for one or more of these programs, the FDA may later decide that the product no longer meets the conditions for qualification or decide that the time period for FDA review or approval will not be shortened. A request for Breakthrough Therapy designation should be submitted concurrently with, or as an amendment to, an IND, but ideally no later than the end of Phase 2 meeting.

#### *Patent Term Restoration and Marketing Exclusivity*

Depending upon the timing, duration and specifics of FDA approval of the use of our therapeutic candidates, some of our U.S. patents may be eligible for limited patent term extension under the Drug Price Competition and Patent Term Restoration Act of 1984, referred to as the Hatch-Waxman Act. The Hatch-Waxman Act permits a patent restoration term of up to five years as compensation for patent term lost during product development and the FDA regulatory review process. However, patent term restoration cannot extend the remaining term of a patent beyond a total of 14 years from the product candidate's approval date. The patent term restoration period is generally one half of the time between the effective date of an IND and the submission date of an NDA, plus the time between the submission date of an NDA and the approval of that application, except that the review period is reduced by any time during which the applicant failed to exercise due diligence. Only one patent applicable to an approved product candidate is eligible for the extension and the application for extension must be made prior to expiration of the patent. The USPTO, in consultation with the FDA, reviews and approves the application for any patent term extension or restoration. In the future, we intend to apply for restorations of patent term for some of our currently owned or licensed patents to add patent life beyond their current expiration date, depending on the expected length of clinical trials and other factors involved in the submission of the relevant NDA.

Market exclusivity provisions under the FDCA also can delay the submission or the approval of certain applications. The FDCA provides a five-year period of non-patent marketing exclusivity within the U.S. to the first applicant to gain approval of an NDA for a new chemical entity. A product candidate is a new chemical entity if the FDA has not previously approved any other new product candidate containing the same active moiety, which is the molecule or ion responsible for the action of the product candidate substance. During the exclusivity period, the FDA may not accept for review an abbreviated new drug application (an "ANDA"), or a 505(b)(2) NDA submitted by another company for another version of such product candidate where the applicant does not own or have a legal right of reference to all the data required for approval. However, an application may be submitted after four years if it contains a certification of patent invalidity or non-infringement of one of the patents listed with the FDA by the innovator NDA holder. The FDCA also provides three years of marketing exclusivity for an NDA, or supplement to an existing NDA, if new clinical investigations, other than bioavailability studies, that were conducted or sponsored by the applicant are deemed by the FDA to be essential to the approval of the application. Examples of such new clinical investigations include those with respect to new indications, dosages or strengths of an existing product candidate. This three-year exclusivity covers only the modification for which the product received approval on the basis of the new clinical investigations and does not prohibit the FDA from approving ANDAs for product candidates containing the active agent for the original indication or condition of use. Five-year exclusivity will not delay the submission or approval of another company's full NDA. However, an applicant submitting a full NDA would be required to conduct or obtain a right of reference to all of the preclinical studies and adequate and well-controlled clinical trials necessary to demonstrate safety and effectiveness.

The Biologics Price Competition and Innovation Act (the "BPCIA") amended the PHSA to authorize the FDA to approve similar versions of innovative biologics, commonly known as biosimilars. A competitor seeking approval of a biosimilar must file an application to establish its molecule as highly similar to an approved innovator biologic, among other requirements. The BPCIA, however, bars the FDA from approving biosimilar applications for 12 years after an innovator biological product receives initial marketing approval.

### *Orphan Drug Designation*

Under the Orphan Drug Act, the FDA may grant Orphan Drug Designation to therapeutic candidates intended to treat a rare disease or condition, which is generally a disease or condition that affects either (1) fewer than 200,000 individuals in the U.S., or (2) or more than 200,000 individuals in the U.S. and for which there is no reasonable expectation that the cost of developing and making available in the U.S. a product candidate for this type of disease or condition will be recovered from sales in the U.S. for that product candidate. Orphan Drug Designation must be requested before submitting an NDA. After the FDA grants Orphan Drug Designation, the identity of the therapeutic agent and its potential orphan use are disclosed publicly by the FDA. Orphan Drug Designation does not convey any advantage in or shorten the duration of the regulatory review and approval process.

If a product candidate that has Orphan Drug Designation subsequently receives the first FDA approval for the disease for which it has such designation, the product candidate is entitled to orphan product exclusivity, which means that the FDA may not approve any other applications to market the same product candidate for the same indication, except under limited circumstances, for seven years. Orphan drug exclusivity, however, could also block the approval of one of our therapeutic candidates for seven years if a competitor obtains approval of the same product candidate as defined by the FDA or if our product candidate is determined to be contained within the competitor's product candidate for the same indication or disease.

### *Pediatric Exclusivity and Pediatric Use*

Under the Best Pharmaceuticals for Children Act (the "BPCA"), certain therapeutic candidates may obtain an additional six months of exclusivity if the sponsor submits information requested in writing by the FDA, referred to as a Written Request, relating to the use of the active moiety of the product candidate in children. Although the FDA may issue a Written Request for studies on either approved or unapproved indications, it may only do so where it determines that information relating to that use of a product candidate in a pediatric population, or part of the pediatric population, may produce health benefits in that population.

In addition, the Pediatric Research Equity Act ("PREA"), requires a sponsor to conduct pediatric studies for most therapeutic candidates and biologics, for a new active ingredient, new indication, new dosage form, new dosing regimen or new route of administration. Under PREA, original NDAs, BLAs and supplements thereto must contain a pediatric assessment unless the sponsor has received a deferral or waiver. The required assessment must assess the safety and effectiveness of the product candidate for the claimed indications in all relevant pediatric subpopulations and support dosing and administration for each pediatric subpopulation for which the product candidate is safe and effective. The sponsor or FDA may request a deferral of pediatric studies for some or all of the pediatric subpopulations. A deferral may be granted for several reasons, including a finding that the product candidate or biologic is ready for approval for use in adults before pediatric studies are complete or that additional safety or effectiveness data needs to be collected before the pediatric studies begin. The law requires the FDA to send a PREA Non-Compliance letter to sponsors who have failed to submit their pediatric assessments required under PREA, have failed to seek or obtain a deferral or deferral extension or have failed to request approval for a required pediatric formulation. It further requires the FDA to post the PREA Non- Compliance letter and sponsor's response.

As part of the FDASIA, the U.S. Congress made a few revisions to the BPCA and PREA, which were slated to expire on September 30, 2012, and made both laws permanent.

### *Post-Approval Requirements*

Once an approval is granted, the FDA may withdraw the approval if compliance with regulatory requirements is not maintained or if problems occur after the product candidate reaches the market. Later discovery of previously unknown problems with a product candidate may result in restrictions on the product candidate or even complete withdrawal of the product candidate from the market. After approval, some types of changes to the approved product candidate, such as adding new indications, manufacturing changes and additional labeling claims, are subject to further FDA review and approval. In addition, the FDA may under some circumstances require testing and surveillance programs to monitor the effect of approved therapeutic candidates that have been commercialized, and the FDA under some circumstances has the power to prevent or limit further marketing of a product candidate based on the results of these post-marketing programs.

Any therapeutic candidates manufactured or distributed by us pursuant to FDA approvals are subject to continuing regulation by the FDA, including, among other things:

- record-keeping requirements;
- reporting of adverse experiences with the product candidate;
- providing the FDA with updated safety and efficacy information;



- product sampling and distribution requirements;
- notifying the FDA and gaining its approval of specified manufacturing or labeling changes; and
- complying with FDA promotion and advertising requirements, which include, among other things, standards for direct-to-consumer advertising, restrictions on promoting products for uses or in patient populations that are not described in the product's approved labeling, limitations on industry-sponsored scientific and educational activities and requirements for promotional activities involving the internet.

Therapeutic manufacturers and other entities involved in the manufacture and distribution of approved therapeutic products are required to register their establishments with the FDA and certain state agencies and are subject to periodic unannounced inspections by the FDA and some state agencies for compliance with cGMPs and other laws. The FDA periodically inspects manufacturing facilities to assess compliance with cGMP, which imposes extensive procedural, substantive and record-keeping requirements. In addition, changes to the manufacturing process are strictly regulated, and, depending on the significance of the change, may require FDA approval before being implemented. FDA regulations would also require investigation and correction of any deviations from cGMP and impose reporting and documentation requirements upon us and any third-party manufacturers that we may decide to use if our product candidates are approved. Accordingly, manufacturers must continue to expend time, money and effort in the area of production and quality control to maintain compliance with cGMP and other aspects of regulatory compliance.

#### *New Legislation and Regulations*

From time to time, legislation is drafted, introduced and passed in Congress that could significantly change the statutory provisions governing the testing, approval, manufacturing and marketing of products regulated by the FDA. In addition to new legislation, FDA regulations and policies are often revised or interpreted by the agency in ways that may significantly affect our business and our products. It is impossible to predict whether further legislative changes will be enacted or whether FDA regulations, guidance, policies or interpretations changed or what the effect of such changes, if any, may be.

#### ***Regulation Outside of the U.S.***

In addition to regulations in the U.S., we will be subject to regulations of other jurisdictions governing any clinical trials and commercial sales and distribution of our therapeutic candidates. Whether or not we obtain FDA approval for a product, we must obtain approval by the comparable regulatory authorities of countries outside of the U.S. before we can commence clinical trials in such countries and approval of the regulators of such countries or economic areas, such as the European Union, before we may market products in those countries or areas. The approval process and requirements governing the conduct of clinical trials, product licensing, pricing and reimbursement vary greatly from place to place, and the time may be longer or shorter than that required for FDA approval.

Under European Union regulatory systems, a company can consider applying for marketing authorization in several European Union member states by submitting its marketing authorization application(s) under a centralized, decentralized or mutual recognition procedure. The centralized procedure provides for the grant of a single marketing authorization that is valid for all European Union member states. The centralized procedure is compulsory for medicines derived from biotechnology, orphan medicinal products, or those medicines with an active substance not authorized in the European Union on or before May 20, 2004 intended to treat acquired immune deficiency syndrome ("AIDS"), cancer, neurodegenerative disorders or diabetes and optional for those medicines containing a new active substance not authorized in the European Union on or before May 20, 2004, medicines which are highly innovative, or medicines to which the granting of a marketing authorization under the centralized procedure would be in the interest of patients at the European Union-level. The decentralized procedure provides for recognition by European Union national authorities of a first assessment performed by one member state. Under this procedure, an identical application for marketing authorization is submitted simultaneously to the national authorities of several European Union member states, one of them being chosen as the "Reference Member State", and the remaining being the "Concerned Member States". The Reference Member State must prepare and send drafts of an assessment report, summary of product characteristics and the labelling and package leaflet within 120 days after receipt of a valid marketing authorization application to the Concerned Member States, which must decide within 90 days whether to recognize approval. If any Concerned Member State does not recognize the marketing authorization on the grounds of potential serious risk to public health, the disputed points are eventually referred to the European Commission, whose decision is binding on all member states. The mutual recognition procedure is similar to the decentralized procedure except that a medicine must have already received a marketing authorization in at least one member state, and that member state acts as the Reference Member State.

As in the U.S., we may apply for designation of a product candidate as an orphan drug for the treatment of a specific indication in the European Union before the application for marketing authorization is made.

Orphan drugs in the European Union enjoy economic and marketing benefits, including up to ten years of market exclusivity for the approved indication unless another applicant can show that its product is safer, more effective or otherwise clinically superior to the orphan-designated product, the marketing authorization holder is unable to supply sufficient quantity of the medicinal product or the marketing authorization holder has given its consent.

### **Coverage and Reimbursement**

Sales of our products will depend, in part, on the extent to which our products will be covered by third-party payors, such as government health programs, commercial insurance and managed healthcare organizations. These third-party payors are increasingly reducing reimbursements for medical products and services. Additionally, the containment of healthcare costs has become a priority of federal and state governments and the prices of therapeutics have been a focus in this effort. The U.S. government, state legislatures and foreign governments have shown significant interest in implementing cost-containment programs, including price controls, restrictions on reimbursement and requirements for substitution of generic products. Adoption of price controls and cost-containment measures, and adoption of more restrictive policies in jurisdictions with existing controls and measures, could further limit our net revenue and results. If these third-party payors do not consider our products to be cost-effective compared to other therapies, they may not cover our products after approval as a benefit under their plans or, if they do, the level of payment may not be sufficient to allow us to sell our products on a profitable basis.

In the United States, the Medicare Prescription Drug Improvement and Modernization Act of 2003 (the “MMA”) expanded Medicare coverage of outpatient drug purchases by individuals who are covered by Medicare Part D and introduced a new reimbursement methodology based on average sales prices for Medicare Part B physician-administered drugs, including drugs currently on the market used by physicians to treat the anticipated clinical indications for our product candidates, if approved. More recently, under the terms of the Budget Control Act of 2011, an automatic 2% reduction of Medicare program payments for all healthcare providers became generally effective for services provided on or after April 1, 2013. This automatic reduction is known as “sequestration.” Medicare generally reimburses physicians for Part B drugs at the rate of average sales price (“ASP”) plus 6%. The implementation of sequestration pursuant to the Budget Control Act of 2011 has effectively reduced reimbursement below the ASP plus 6% level for the duration of sequestration (which lasts through fiscal 2024 in the absence of additional legislation). Additionally, concerns held by federal policymakers about the federal deficit and national debt levels could result in enactment of further federal spending reductions, further entitlement reform legislation affecting the Medicare program, or both. We cannot predict what alternative or additional deficit reduction initiatives or Medicare payment reductions, if any, will ultimately be enacted into law, or the timing or effect any such initiatives or reductions will have on us. Moreover, while the MMA applies only to drug benefits for Medicare beneficiaries, private payors often follow Medicare coverage policy and payment limitations in setting their own reimbursement rates. These cost reduction initiatives and other provisions could decrease the coverage and reimbursement that we receive for any approved products.

The American Recovery and Reinvestment Act of 2009 provides funding for the federal government to compare the effectiveness of different treatments for the same illness. The plan for the research was published in 2012 by the Department of Health and Human Services, the Agency for Healthcare Research and Quality and the National Institutes for Health, and periodic reports on the status of the research and related expenditures will be made to the U.S. Congress. Although the results of the comparative effectiveness studies are not intended to mandate coverage policies for public or private payors, it is not clear what effect, if any, the research will have on the sales of our product candidates, if any such product or the condition that it is intended to treat is the subject of a study. It is also possible that comparative effectiveness research demonstrating benefits in a competitor’s product could adversely affect the sales of our product candidates. If third-party payors do not consider our products to be cost-effective compared to other available therapies, they may not cover our products after approval as a benefit under their plans or, if they do, the level of payment may not be sufficient to allow us to sell our products on a profitable basis.

The Patient Protection and Affordable Care Act, as amended by the Health Care and Education Reconciliation Act (together, the “ACA”) has had a significant impact on the health care industry. The ACA expanded coverage for the uninsured while at the same time containing overall healthcare costs. With regard to biopharmaceutical products, the ACA, among other things, addressed a new methodology by which rebates owed by manufacturers under the Medicaid Drug Rebate Program are calculated for drugs that are inhaled, infused, instilled, implanted or injected, increased the minimum Medicaid rebates owed by manufacturers under the Medicaid Drug Rebate Program and extended the rebate program to individuals enrolled in Medicaid managed care organizations, established annual fees and taxes on manufacturers of certain branded prescription drugs, and a new Medicare Part D coverage gap discount program, in which manufacturers must agree to offer 50% point-of-sale discounts off negotiated prices of applicable brand drugs to eligible beneficiaries during their coverage gap period, as a condition for the manufacturer’s outpatient drugs to be covered under Medicare Part D.

In addition, other legislative changes have been proposed and adopted in the United States since the ACA was enacted. On August 2, 2011, the Budget Control Act of 2011 among other things, created measures for spending reductions by Congress. A Joint Select Committee on Deficit Reduction, tasked with recommending a targeted deficit reduction of at least \$1.2 trillion for the years 2013 through 2021, was unable to reach required goals, thereby triggering the legislation's automatic reduction to several government programs. This includes aggregate reductions to Medicare payments to providers of up to 2% per fiscal year, started in April 2013, and, due to subsequent legislative amendments, will stay in effect through 2024 unless additional Congressional action is taken. On January 2, 2013, President Obama signed into law the American Taxpayer Relief Act of 2012 (the "ATRA") which among other things, also reduced Medicare payments to several providers, including hospitals, imaging centers and cancer treatment centers, and increased the statute of limitations period for the government to recover overpayments to providers from three to five years. We expect that additional federal healthcare reform measures will be adopted in the future, any of which could limit the amounts that federal and state governments will pay for healthcare drugs and services, and in turn could significantly reduce the projected value of certain development projects and reduce our profitability.

Finally, in some foreign countries, the proposed pricing for a product candidate must be approved before it may be lawfully marketed. The requirements governing therapeutic pricing vary widely from country to country. For example, the European Union provides options for its member states to restrict the range of medicinal products for which their national health insurance systems provide reimbursement and to control the prices of medicinal products for human use. A member state may approve a specific price for the medicinal product or it may instead adopt a system of direct or indirect controls on the profitability of the Company placing the medicinal product on the market. There can be no assurance that any country that has price controls or reimbursement limitations for pharmaceutical products will allow favorable reimbursement and pricing arrangements for any of our product candidates. Historically, therapeutic candidates launched in the European Union do not follow price structures of the U.S. and generally tend to be significantly lower.

#### ***Other Healthcare Laws***

We may also be subject to healthcare regulation and enforcement by the federal government and the states and foreign governments where we may market our product candidates, if approved. These laws include, without limitation, state and federal anti-kickback, fraud and abuse, false claims, privacy and security and physician sunshine laws and regulations.

The federal Anti-Kickback Statute prohibits, among other things, any person from knowingly and willfully offering, soliciting, receiving or providing remuneration, directly or indirectly, to induce either the referral of an individual, for an item or service or the purchasing or ordering of a good or service, for which payment may be made under federal healthcare programs such as the Medicare and Medicaid programs. The Anti-Kickback Statute is subject to evolving interpretations. In the past, the government has enforced the Anti-Kickback Statute to reach large settlements with healthcare companies based on sham consulting and other financial arrangements with physicians. A person or entity does not need to have actual knowledge of the statute or specific intent to violate it in order to have committed a violation. In addition, the government may assert that a claim including items or services resulting from a violation of the federal Anti-Kickback Statute constitutes a false or fraudulent claim for purposes of the federal False Claims Act. The majority of states also have anti-kickback laws, which establish similar prohibitions and in some cases may apply to items or services reimbursed by any third-party payor, including commercial insurers.

Additionally, the civil False Claims Act prohibits knowingly presenting or causing the presentation of a false, fictitious or fraudulent claim for payment to the U.S. government. Actions under the False Claims Act may be brought by the Attorney General or as a qui tam action by a private individual in the name of the government. Violations of the False Claims Act can result in very significant monetary penalties and treble damages. The federal government is using the False Claims Act, and the accompanying threat of significant liability, in its investigation and prosecution of pharmaceutical and biotechnology companies throughout the U.S., for example, in connection with the promotion of products for unapproved uses and other sales and marketing practices. The government has obtained multi-million and multi-billion dollar settlements under the False Claims Act in addition to individual criminal convictions under applicable criminal statutes. Given the significant size of actual and potential settlements, it is expected that the government will continue to devote substantial resources to investigating healthcare providers' and manufacturers' compliance with applicable fraud and abuse laws.

The U.S. federal Health Insurance Portability and Accountability Act of 1996 ("HIPAA"), also created new federal criminal statutes that prohibit among other actions, knowingly and willfully executing, or attempting to execute, a scheme to defraud any healthcare benefit program, including private third-party payors, knowingly and willfully embezzling or stealing from a healthcare benefit program, willfully obstructing a criminal investigation of a healthcare offense, and knowingly and willfully falsifying, concealing or covering up a material fact or making any materially false, fictitious or fraudulent statement in connection with the delivery of or payment for healthcare benefits, items or services. Similar to the federal Anti-Kickback Statute, a person or entity does not need to have actual knowledge of the statute or specific intent to violate it in order to have committed a violation.

There has also been a recent trend of increased federal and state regulation of payments made to physicians and other healthcare providers. The ACA, among other things, imposes new reporting requirements on drug manufacturers for payments made by them to physicians and teaching hospitals, as well as ownership and investment interests held by physicians and their immediate family members. Failure to submit required information may result in civil monetary penalties of up to an aggregate of \$150,000 per year (or up to an aggregate of \$1 million per year for “knowing failures”), for all payments, transfers of value or ownership or investment interests that are not timely, accurately and completely reported in an annual submission. Certain states also mandate implementation of compliance programs, impose restrictions on drug manufacturer marketing practices and/or require the tracking and reporting of gifts, compensation and other remuneration to physicians.

We may also be subject to data privacy and security regulation by both the federal government and the states in which we conduct our business. HIPAA, as amended by the Health Information Technology and Clinical Health Act (“HITECH”) and their respective implementing regulations, including the final omnibus rule published on January 25, 2013, imposes specified requirements relating to the privacy, security and transmission of individually identifiable health information. Among other things, HITECH makes HIPAA’s privacy and security standards directly applicable to “business associates,” defined as independent contractors or agents of covered entities that create, receive, maintain or transmit protected health information in connection with providing a service for or on behalf of a covered entity. HITECH also increased the civil and criminal penalties that may be imposed against covered entities, business associates and possibly other persons, and gave state attorneys general new authority to file civil actions for damages or injunctions in federal courts to enforce the federal HIPAA laws and seek attorney’s fees and costs associated with pursuing federal civil actions. In addition, state laws govern the privacy and security of health information in certain circumstances, many of which differ from each other in significant ways, thus complicating compliance efforts.

### ***Environment***

Our third-party manufacturers are subject to inspections by the FDA for compliance with cGMP and other U.S. regulatory requirements, including U.S. federal, state and local regulations regarding environmental protection and hazardous and controlled substance controls, among others. Environmental laws and regulations are complex, change frequently and have tended to become more stringent over time. We have incurred, and may continue to incur, significant expenditures to ensure we are in compliance with these laws and regulations. We would be subject to significant penalties for failure to comply with these laws and regulations.

### ***Collaborations***

#### ***Pfizer***

In May 2013, we entered into a research collaboration, option and license agreement with Pfizer pursuant to which we granted Pfizer an option to select four targets on which to collaborate with us on the preclinical research of PDCs using our Probody technology and Pfizer’s ADC technology. Pfizer will provide a specified amount of research funding to us to perform the research by funding certain full-time employee expenses. Pfizer has selected its first three targets, the first of which is EGFR. The selection of the third target triggered a payment of \$1.5 million to us, and, if Pfizer selects a fourth target to include in the collaboration, Pfizer will pay us an additional \$1.5 million. Pfizer can exercise the option to obtain a commercial license for each target within three to five years after the target is selected upon making a payment of \$2 million to \$5 million to us, depending on the target. Pfizer has the responsibility for and control of all development, manufacture and commercialization of any product candidates resulting from the research collaboration.

The commercial license will be a worldwide, exclusive, sublicensable license for development and commercialization of product candidates directed against the selected target. The terms of the license include a total for all targets of approximately \$80 million in regulatory milestone payments and \$530 million in sales milestone payments as well as tiered royalties ranging from mid-single digits to low-teens on potential future sales. Pfizer’s royalty obligation continues on a licensed product-by-licensed product basis until the later of (i) the expiration of the last claim of the licensed patents covering the licensed products in the country or (ii) the tenth anniversary of the first commercial sale of a licensed product in a country, but, in the case of (ii), in no event later than the twentieth anniversary of the earlier of the date of the first commercial sale of the licensed product. If Pfizer obtains a commercial license for a target, it must use commercially reasonable efforts to develop a product in one major market country for that target, including seeking regulatory approval, and to commercialize one licensed product candidate in one major market country where Pfizer has obtained regulatory approval for that target. In addition to the other rights granted to Pfizer, we agreed not to engage in, license or collaborate on any Probody therapeutics or PDCs targeting a target for which Pfizer exercised its option for the term of the agreement, except that, for the first target, the exclusivity applies only to the PDC.

The agreement with Pfizer will continue in effect until the expiration of the royalty obligation on a licensed product-by-licensed product and country-by-country basis until the expiration of Pfizer's royalty obligations. Pfizer may terminate the agreement as a whole or on a target-by-target basis by providing 60 days' advance written notice to us for any reason or no reason at any time. Pfizer may also terminate the agreement in the event of our insolvency. Either party may terminate the agreement upon the other party's uncured material breach that is not cured within 90 days after the breaching party receives notice of such breach.

### ***ImmunoGen***

In January 2014, we entered into a research collaboration agreement with ImmunoGen pursuant to which we agreed to collaborate with ImmunoGen to use our Probody technology and ImmunoGen's ADC cell-killing agents and linkers to produce PDCs for testing. We amended the agreement in April 2015. ImmunoGen was granted the right to select two targets and has selected two targets. We were granted the right to select one target and have selected our target. Each party provides its own antibodies for the collaboration. We use the antibodies to produce Probody therapeutics at our expense, then we provide them to ImmunoGen to conjugate them to ImmunoGen's linkers and cytotoxic compounds at ImmunoGen's expense. Each party does its own animal testing and IND-enabling studies for the Probody therapeutics directed at its chosen target(s). Each party has the option to obtain an exclusive development and commercialization license from the other for its selected target(s). The option can be exercised by a party at any time during the term of the research collaboration except that it generally must be exercised no later than six months after the first dosing of an animal with the party's PDC. No payment is required to exercise the option. Each company retains full development control of PDCs resulting from its target selection and is responsible for preclinical and clinical development, manufacturing and commercialization. The research collaboration will last until January 2018 unless it is terminated by one of the parties earlier due to the material breach or insolvency of the other party. The collaboration will end with respect to a particular target if the option to obtain a commercial license is exercised with respect to that target. We have agreed that, during the term of the collaboration, we will not research, develop or commercialize any PDC directed toward one of ImmunoGen's targets. ImmunoGen has agreed that, during the term of the collaboration, it will not research, develop or commercialize any ADC directed toward our target.

If a party exercises its right to obtain a commercial license, it will receive a worldwide, exclusive, sublicensable license for development and commercialization of products directed against the selected target under the terms of a separate license agreement, which have already been negotiated. Each party has development diligence obligations for its commercial license. We exercised our option in February 2016 to obtain the development and commercialization license with respect to the target selected by us under the research collaboration and entered into the license agreement in the pre-negotiated form attached to the research collaboration agreement. Under the license agreement, we will pay up to \$60 million in development and regulatory milestones and up to \$100 million in sales milestones to ImmunoGen, as well as tiered mid- to high-single-digit royalties. Our commercial license prohibits ImmunoGen from developing or commercializing or licensing any third party to develop or commercialize any PDC that is directed toward our licensed target. If ImmunoGen exercises its option(s) to obtain a commercial license, ImmunoGen will pay up to \$30 million in development and regulatory milestones and up to \$50 million in sales milestones for each target to us, as well as tiered mid-single digit royalties. ImmunoGen's commercial license prohibits us from developing or commercializing or licensing any third party to develop or commercialize any PDC that uses the cytotoxic compounds also used by ImmunoGen and is directed toward ImmunoGen's licensed target.

Each party's royalty obligations under its commercial license continue on a licensed product-by-licensed product basis until the later of (i) the expiration of the last claim of the licensed patents covering the licensed products in the country or (ii) the twelfth anniversary of the first commercial sale of a licensed product in a country, but, in the case of (ii), in no event later than the twentieth anniversary of the earlier of the date of the first commercial sale of the licensed product. Each license agreement continues in effect until the expiration of the royalty obligation on a licensed product-by-licensed product and country-by-country basis until the expiration of the royalty obligations. The licensee may terminate the agreement at any time prior to obtaining the first regulatory marketing approval in any country by providing not less than 90 days' prior written notice to the licensor. Either party may terminate a license agreement upon the other party's uncured material breach that is not cured within 90 days after the breaching party receives notice of such breach or in the event of the insolvency of the other party. A licensor may terminate a commercial license if the licensor has terminated the research collaboration due to the material breach of the research collaboration agreement by the licensee.

## **BMS**

In May 2014, we entered into a research collaboration and license agreement with BMS pursuant to which we agreed to collaborate to discover and conduct preclinical development of Probody therapeutics directed against four immune-oncology targets. BMS selected the first two targets upon the signing of the agreement, one of which is CTLA-4, and made a \$50 million signing payment to us. BMS selected a third target in January 2016 and triggered a \$10 million selection payment to us pursuant to the collaboration and license agreement. BMS may select the fourth target prior to May 23, 2019 by written notification so long as the target is not an excluded target as defined in the agreement and by paying \$15 million to us. BMS will provide a specified amount of research funding to us to perform the research by funding certain full-time employee expenses. BMS has the responsibility for and control of all development, manufacture and commercialization of any products resulting from the research collaboration. BMS agreed to use commercially reasonable efforts to develop and obtain regulatory approval for and commercialize at least one product for each target.

We granted BMS exclusive worldwide rights to develop and commercialize the Probody therapeutics we discover. The terms of the agreement provide that BMS will make a total of up to \$2 million in preclinical milestone payments for each target, a total of up to \$112 million in development and regulatory milestone payments for up to three indications for each target, a total of up to \$124 million in milestone payments for the first commercial sale in various territories for up to three indications, and sales milestone payments of up to \$60 million for each product. We will also be eligible to receive tiered mid-single digit royalties rising to low double-digit royalties on net sales of each product commercialized by BMS. BMS' royalty obligation continues on a licensed product-by-licensed product basis until the later of (i) the expiration of the last claim of the licensed patents covering the licensed products in the country, (ii) the twelfth anniversary of the first commercial sale of a licensed product in a country, or (iii) the expiration of any applicable regulatory, pediatric, orphan drug or data exclusivity with respect to such product. Pursuant to the agreement, BMS also purchased 833,333 shares of our common stock in our initial public offering of common stock closed on October 14, 2015 (the "IPO") at the IPO price and on the same terms as the other purchasers in the IPO.

Under the collaboration and license agreement, we also granted BMS certain exclusivity rights. We agreed that we will not, ourselves or with a third party, research, develop or commercialize any product developed from the research collaboration or on any of the four targets chosen by BMS.

The agreement with BMS will continue in effect on a licensed product-by-licensed product and country-by-country basis until neither party has any obligation to the other under the agreement in such country with respect to such product. BMS may terminate the agreement at will as a whole or on a country-by-country basis at any time after May 23, 2016 or at any time on a target-by-target basis by providing two months' advance written notice to us if no regulatory approval for any product has yet been obtained or otherwise upon four months' advance written notice to us. BMS may also terminate the agreement on a target-by-target basis in the event it determines that the medical benefit to risk ratio of a product is so unfavorable as to be incompatible with the welfare of patients. Either party may terminate the agreement upon the other party's uncured material breach that is not cured within 90 days after the breaching party receives notice of such breach and for the insolvency of the other party.

## **MD Anderson**

In November 2015, we entered into a research collaboration agreement with MD Anderson to research Probody-enabled chimeric antigen receptor killer (CAR-NK) cell therapies, known as ProCAR-NK cell therapies. Under this collaboration, MD Anderson will use our Probody technology to conduct research of ProCAR-NK cell therapies against certain targets selected by us in cancer immunotherapy. MD Anderson and we will collaborate to develop ProCAR-NK cells, which are designed for more precise binding to tumors and reduced binding to healthy tissue, against the selected targets for which safety and toxicity are expected to be limiting factors for CAR cell therapies. Under the research collaboration agreement, we have the right to exercise an option, during the option period expiring on November 2, 2019 and upon payment of an option exercise fee, to negotiate and acquire a worldwide, exclusive, sublicensable license from MD Anderson for development and commercialization of products directed against any of the selected targets. The research collaboration agreement will continue in effect until the earlier of (i) the date that we exercise the option to acquire the license from MD Anderson and (ii) the expiration of the option period.

## **Employees**

As of December 31, 2015, we had 65 total employees, all of whom were full-time employees (including two temporary employees) and 47 of whom were primarily engaged in research and development activities.

## Facilities

We currently lease a total of approximately 29,500 square feet (of which we lease approximately 24,500 square feet directly and 5,000 square feet pursuant to a sublease) of office and research and development facilities in South San Francisco, California. Our lease expires in January 2019. In March 2016, we entered into an agreement to terminate the current lease with our landlord effective on November 30, 2016. We will not be required to pay our landlord a termination payment in connection with the early termination of the lease. In December 2015, we entered into a lease for a new facility of approximately 76,000 square feet in South San Francisco, California. We plan to move into this new facility in November 2016.

## Legal Proceedings

We are not currently a party to any material legal proceedings.

## Corporate Information

Our operations commenced in February 2008 when our predecessor entity was formed. We were incorporated in Delaware in September 2010. We maintain our executive offices at 343 Oyster Point Blvd., Suite 100, South San Francisco, California 94080, and our main telephone number is (650) 515-3185.

We are an “emerging growth company” as defined in the Jumpstart Our Business Startups Act of 2012. We will remain an emerging growth company until the earlier of: (1) the last day of the fiscal year (a) following the fifth anniversary of the completion of the IPO, (b) in which we have total annual gross revenue of at least \$1.0 billion, or (c) in which we are deemed to be a large accelerated filer, which means the market value of our common stock that is held by non-affiliates exceeds \$700.0 million as of the prior June 30th, and (2) the date on which we have issued more than \$1.0 billion in non-convertible debt during the prior three-year period. We refer to the Jumpstart Our Business Startups Act of 2012 herein as the “JOBS Act,” and references herein to “emerging growth company” shall have the meaning associated with it in the JOBS Act.

We maintain a website at [www.cytomx.com](http://www.cytomx.com), which contains information about us. The information in, or that can be accessed through, our website is not part of this Annual Report on Form 10-K. Our annual reports on Form 10-K, quarterly reports on Form 10-Q and current reports on Form 8-K and amendments to those reports are available, free of charge, on or through our website as soon as reasonably practicable after we electronically file such material with, or furnish it to, the SEC. The public may read and copy any materials we file with the SEC at the SEC’s Public Reference Room at 100 F Street, NE, Washington, D.C. 20549. Information on the operation of the Public Reference Room can be obtained by calling 1-800-SEC-0330. The SEC maintains an Internet site that contains reports, proxy and information statements and other information regarding our filings at [www.sec.gov](http://www.sec.gov).

## Item 1A. Risk Factors

*You should consider carefully the risks and uncertainties described below, together with all of the other information in this Annual Report on Form 10-K. If any of the following risks are realized, our business, financial condition, results of operations and prospects could be materially and adversely affected. The risks described below are not the only risks facing the Company. Risks and uncertainties not currently known to us or that we currently deem to be immaterial also may materially adversely affect our business, financial condition, results of operations and/or prospects.*

### Risks Related to Our Business

***We are a preclinical stage biopharmaceutical company with a history of losses, expect to continue to incur significant losses for the foreseeable future and may never achieve or maintain profitability, which could result in a decline in the market value of our common stock.***

We are a preclinical stage biopharmaceutical company with a limited operating history, developing a novel class of therapeutic antibody product candidates, based on our proprietary biologic Probody technology platform. Since our inception, we have devoted our resources to the development of Probody therapeutics. We have had significant operating losses since our inception. As of December 31, 2015, we had an accumulated deficit of \$117.5 million. For the year ended December 31, 2015, our net loss was \$35.4 million. Substantially all of our losses have resulted from expenses incurred in connection with our research and development programs and from general and administrative costs associated with our operations. Though we have developed our Probody platform, our technologies and product candidates are in early stages of development, and we are subject to the risks of failure inherent in the development of product candidates based on novel technologies. We have never generated any revenue from product sales, and have not obtained regulatory approval for any of our product candidates.

Furthermore, we do not expect to generate any revenue from product sales for the foreseeable future, and we expect to continue to incur significant operating losses for the foreseeable future due to the cost of research and development, preclinical studies and clinical trials and the regulatory approval process for our product candidates. We expect our net losses to increase substantially as we enter into clinical development of our lead programs. However, the amount of our future losses is uncertain. Our ability to achieve profitability, if ever, will depend on, among other things, our, or our existing or future collaborators, successfully developing product candidates, obtaining regulatory approvals to market and commercialize product candidates, manufacturing any approved products on commercially reasonable terms, establishing a sales and marketing organization or suitable third-party alternatives for any approved product and raising sufficient funds to finance business activities. If we, or our existing or future collaborators, are unable to develop our technologies and commercialize one or more of our product candidates or if sales revenue from any product candidate that receives approval is insufficient, we will not achieve profitability, which could have a material and adverse effect on our business, financial condition, results of operations and prospects.

***We expect that we will need to raise substantial additional funds to advance development of our product candidates and we cannot guarantee that this additional funding will be available on acceptable terms or at all. Failure to obtain this necessary capital when needed may force us to delay, limit or terminate our product development and commercialize our current or future product candidates.***

The development of biopharmaceutical product candidates is capital-intensive. If our product candidates enter and advance through preclinical studies and clinical trials, we will need substantial additional funds to expand our development, regulatory, manufacturing, marketing and sales capabilities. We have used substantial funds to develop our technology and product candidates and will require significant funds to conduct further research and development and preclinical testing and clinical trials of our product candidates, to seek regulatory approvals for our product candidates and to manufacture and market products, if any, that are approved for commercial sale. In addition, we are incurring and will continue to incur additional costs associated with operating as a public company after the consummation of the IPO.

As of December 31, 2015, we had \$186.7 million in cash, cash equivalents and short-term investments. Based on our current operating plan, we believe that our available cash, cash equivalents and short-term investments, will be sufficient to fund our anticipated level of operations through the end of 2018. Our future capital requirements and the period for which we expect our existing resources to support our operations may vary significantly from what we expect. Our monthly spending levels vary based on new and ongoing research and development and other corporate activities. Because the length of time and activities associated with successful research and development of our product candidates is highly uncertain, we are unable to estimate the actual funds we will require for development and any approved marketing and commercialization activities.



The timing and amount of our operating expenditures will depend largely on:

- the timing and progress of preclinical and clinical development activities;
- the number and scope of preclinical and clinical programs we decide to pursue;
- the progress of the development efforts of parties with whom we have entered or may in the future enter into collaborations and research and development agreements;
- the timing and amount of milestone payments we may receive under our collaborations agreements;
- our ability to maintain our current licenses and research and development programs and to establish new collaboration arrangements;
- the costs involved in prosecuting and enforcing patent and other intellectual property claims;
- the cost and timing of regulatory approvals; and
- our efforts to enhance operational systems and hire additional personnel, including personnel to support development of our product candidates and satisfy our obligations as a public company.

If we are unable to obtain funding on a timely basis or on acceptable terms, we may have to delay, reduce or terminate our research and development programs and preclinical studies or clinical trials, if any, limit strategic opportunities or undergo reductions in our workforce or other corporate restructuring activities. We also could be required to seek funds through arrangements with collaborators or others that may require us to relinquish rights to some of our technologies or product candidates that we would otherwise pursue on our own. We do not expect to realize revenue from sales of products or royalties from licensed products in the foreseeable future, if at all, and unless and until our product candidates are clinically tested, approved for commercialization and successfully marketed. To date, we have primarily financed our operations through the sale of equity securities and payments received under our collaboration agreements. We will be required to seek additional funding in the future and currently intend to do so through additional collaborations, public or private equity offerings or debt financings, credit or loan facilities or a combination of one or more of these funding sources. Our ability to raise additional funds will depend on financial, economic and other factors, many of which are beyond our control. Additional funds may not be available to us on acceptable terms or at all. If we raise additional funds by issuing equity securities, our stockholders will suffer dilution and the terms of any financing may adversely affect the rights of our stockholders. In addition, as a condition to providing additional funds to us, future investors may demand, and may be granted, rights superior to those of existing stockholders. Debt financing, if available, is likely to involve restrictive covenants limiting our flexibility in conducting future business activities, and, in the event of insolvency, debt holders would be repaid before holders of our equity securities received any distribution of our corporate assets.

***Our product candidates are in early stages of development and have never been tested in a human subject. Our product candidates may fail in development or suffer delays that materially and adversely affect their commercial viability.***

We have no products on the market and all of our product candidates, including cancer immunotherapies, PDCs and bispecific antibodies, are in early stages of development. In particular, none of our product candidates has ever been tested in a human subject. Our ability to achieve and sustain profitability depends on obtaining regulatory approvals for and successfully commercializing our product candidates, either alone or with third parties. Before obtaining regulatory approval for the commercial distribution of our product candidates, we or an existing or future collaborator must conduct extensive preclinical tests and clinical trials to demonstrate the safety and efficacy in humans of our product candidates.

We may not have the financial resources to continue development of, or to modify existing or enter into new collaborations for, a product candidate if we experience any issues that delay or prevent regulatory approval of, or our ability to commercialize, product candidates, including:

- negative or inconclusive results from our clinical trials or the clinical trials of others for product candidates similar to ours, leading to a decision or requirement to conduct additional preclinical testing or clinical trials or abandon a program;
- product-related side effects experienced by participants in our clinical trials or by individuals using drugs or therapeutic biologics similar to our product candidates;
- delays in submitting INDs or comparable foreign applications or delays or failure in obtaining the necessary approvals from regulators to commence a clinical trial, or a suspension or termination of a clinical trial once commenced;
- conditions imposed by the FDA or comparable foreign authorities regarding the scope or design of our clinical trials;
- delays in enrolling research subjects in clinical trials;

- high drop-out rates of research subjects;
- inadequate supply or quality of product candidate components or materials or other supplies necessary for the conduct of our clinical trials;
- greater than anticipated clinical trial costs;
- poor effectiveness of our product candidates during clinical trials;
- unfavorable FDA or other regulatory agency inspection and review of a clinical trial site;
- failure of our third-party contractors or investigators to comply with regulatory requirements or otherwise meet their contractual obligations in a timely manner, or at all;
- delays and changes in regulatory requirements, policy and guidelines, including the imposition of additional regulatory oversight around clinical testing generally or with respect to our technology in particular; or
- varying interpretations of data by the FDA and similar foreign regulatory agencies.

***Our approach to the discovery and development of our therapeutic treatments is based on novel technologies that are unproven and may not result in marketable products.***

We plan to develop a pipeline of product candidates using our proprietary Probody platform. We believe that product candidates (including cancer immunotherapies, PDCs and bispecific antibodies) identified with our product discovery platform may offer an improved therapeutic approach by taking advantage of unique conditions in the tumor microenvironment, thereby reducing the dose-limiting toxic effects associated with existing products, which also attack healthy tissue. However, the scientific research that forms the basis of our efforts to develop product candidates based on our Probody platform is ongoing. Further, the scientific evidence to support the feasibility of developing therapeutic treatments based on our Probody platform is both preliminary and limited.

No product candidates based on our Probody platform have been tested in humans. We may ultimately discover that our Probody platform and any product candidates resulting therefrom do not possess certain properties required for therapeutic effectiveness. For example, when administered in a human, the peptide mask may not be cleaved, which would limit the potential efficacy of the antibody and reduce the potential to limit the toxicity of the anti-cancer agent. Probody product candidates may also be unable to remain stable in the human body for the period of time required for the drug to reach the target tissue or they may trigger immune responses that inhibit the ability of the product candidate to reach the target tissue or that cause adverse side effects in humans. We currently have only limited data, and no conclusive evidence, to suggest that we can introduce these necessary properties into our Probody platform and any product candidates. We may spend substantial funds attempting to introduce these properties and may never succeed in doing so. In addition, product candidates based on our Probody platform may demonstrate different chemical and pharmacological properties in patients than they do in laboratory studies. Although our Probody platform and certain product candidates have successful results in animal studies, they may not demonstrate the same chemical and pharmacological properties in humans and may interact with human biological systems in unforeseen, ineffective or harmful ways. As a result, we may never succeed in developing a marketable product, we may not become profitable and the value of our common stock will decline.

Further, we are not aware of any company currently developing a therapeutic using a prodrug approach to antibody drug development and no regulatory authority has granted approval for such therapeutic. As such, we believe the FDA has limited early experience with Probody-based therapeutics in oncology or other disease areas, which may increase the complexity, uncertainty and length of the regulatory approval process for our product candidates. For example, our Probody product candidates contain a linker that is cleaved by proteases in the tumor microenvironment, which releases the peptide mask. This may result in unforeseen events when administered in a human. We and our existing or future collaborators may never receive approval to market and commercialize any product candidate. Even if we or an existing or future collaborator obtains regulatory approval, the approval may be for targets, disease indications or patient populations that are not as broad as we intended or desired or may require labeling that includes significant use or distribution restrictions or safety warnings. We or an existing or future collaborator may be required to perform additional or unanticipated clinical trials to obtain approval or be subject to post-marketing testing requirements to maintain regulatory approval. If our Probody technologies prove to be ineffective, unsafe or commercially unviable, our entire platform and pipeline would have little, if any, value, which would have a material and adverse effect on our business, financial condition, results of operations and prospects.

***The market may not be receptive to our product candidates based on a novel therapeutic modality, and we may not generate any future revenue from the sale or licensing of product candidates.***

Even if regulatory approval is obtained for a product candidate, we may not generate or sustain revenue from sales of the product due to factors such as whether the product can be sold at a competitive cost and otherwise accepted in the market. The product candidates that we are developing are based on our Probody platform, which is a new technology and therapeutic approach. Market participants with significant influence over acceptance of new treatments, such as physicians and third-party payors, may not adopt a product or treatment based on our Probody platform and technologies, and we may not be able to convince the medical community and third-party payors to accept and use, or to provide favorable reimbursement for, any product candidates developed by us or our existing or future collaborators. Market acceptance of our product candidates will depend on, among other factors:

- the timing of our receipt of any marketing and commercialization approvals;
- the terms of any approvals and the countries in which approvals are obtained;
- the safety and efficacy of our product candidates;
- the prevalence and severity of any adverse side effects associated with our product candidates;
- limitations or warnings contained in any labeling approved by the FDA or other regulatory authority;
- relative convenience and ease of administration of our product candidates;
- the willingness of patients to accept any new methods of administration;
- the success of our physician education programs;
- the availability of adequate government and third-party payor reimbursement;
- the pricing of our products, particularly as compared to alternative treatments; and
- availability of alternative effective treatments for the disease indications our product candidates are intended to treat and the relative risks, benefits and costs of those treatments.

If any product candidate we commercialize fails to achieve market acceptance, it could have a material and adverse effect on our business, financial condition, results of operations and prospects.

***We have entered, and may in the future seek to enter, into collaborations with third parties for the development and commercialization of our product candidates using our Probody platform. If we fail to enter into such collaborations, or such collaborations are not successful, we may not be able to capitalize on the market potential of our Probody platform and resulting product candidates.***

Since 2013, we have entered into collaborations with Pfizer, BMS and ImmunoGen to develop certain Probody therapeutics. In addition, we may in the future seek third-party collaborators for development and commercialization of other therapeutic technologies or product candidates. Biopharmaceutical companies are our prior and likely future collaborators for any marketing, distribution, development, licensing or broader collaboration arrangements. With respect to our existing collaboration agreements, and what we expect will be the case with any future collaboration agreements, we have and would expect to have limited control over the amount and timing of resources that our collaborators dedicate to the development or commercialization of our product candidates. Our ability to generate revenues from these arrangements will depend on our collaborators' abilities to successfully perform the functions assigned to them in these arrangements. In addition, in November 2015, we entered into a research collaboration agreement with MD Anderson to research Probody-enabled chimeric antigen receptor killer (CAR-NK) cell therapies, known as ProCAR-NK cell therapies.

Collaborations involving our product candidates currently pose, and will continue to pose, the following risks to us:

- collaborators have significant discretion in determining the efforts and resources that they will apply to these collaborations;
- collaborators may not pursue development and commercialization of our product candidates or may elect not to continue or renew development or commercialization programs based on preclinical or clinical trial results, changes in the collaborators' strategic focus or available funding, or external factors such as an acquisition that diverts resources or creates competing priorities;

- collaborators may delay clinical trials, provide insufficient funding for a clinical trial program, stop a clinical trial or abandon a product candidate, repeat or conduct new clinical trials or require a new formulation of a product candidate for clinical testing;
- collaborators could independently develop, or develop with third parties, products that compete directly or indirectly with our product candidate if the collaborators believe that competitive products are more likely to be successfully developed or can be commercialized under terms that are more economically attractive than ours;
- collaborators with marketing and distribution rights to one or more products may not commit sufficient resources to the marketing and distribution of such product or products;
- collaborators may not properly maintain or defend our intellectual property rights or may use our proprietary information in such a way as to invite litigation that could jeopardize or invalidate our intellectual property or proprietary information or expose us to litigation or potential liability;
- collaborators may infringe the intellectual property rights of third parties, which may expose us to litigation and potential liability;
- disputes may arise between the collaborators and us that result in the delay or termination of the research, development or commercialization of our product candidate or that result in costly litigation or arbitration that diverts management attention and resources; and
- collaborations may be terminated and, if terminated, may result in a need for additional capital to pursue further development or commercialization of the applicable product candidates.

Collaboration agreements may not lead to development or commercialization of our product candidates in the most efficient manner or at all. If a collaborator of ours were to be involved in a business combination, the continued pursuit and emphasis on our product development or commercialization program could be delayed, diminished or terminated.

***If our collaborators cease development efforts under our existing or future collaboration agreements, or if any of those agreements are terminated, these collaborations may fail to lead to commercial products and we may never receive milestone payments or future royalties under these agreements.***

Substantially all of our revenue to date has been derived from our existing collaboration agreements, and a significant portion of our future revenue and cash resources is expected to be derived from these agreements or other similar agreements we may enter into in the future. Revenue from research and development collaborations depend upon continuation of the collaborations, reimbursement of development costs, the achievement of milestones and royalties, if any, derived from future products developed from our research. If we are unable to successfully advance the development of our product candidates or achieve milestones, revenue and cash resources from milestone payments under our collaboration agreements will be substantially less than expected.

In addition, to the extent that any of our existing or future collaborators were to terminate a collaboration agreement, we may be forced, in some cases, to independently develop these product candidates, including funding preclinical or clinical trials, assuming marketing and distribution costs and defending intellectual property rights, or, in certain instances, abandon product candidates altogether, any of which could result in a change to our business plan and a material and adverse effect on our business, financial condition, results of operations and prospects.

***We may not successfully engage in strategic transactions, including any additional collaborations we seek, which could adversely affect our ability to develop and commercialize product candidates, impact our cash position, increase our expense and present significant distractions to our management.***

From time to time, we may consider strategic transactions, such as additional collaborations, acquisitions of companies, asset purchases and out- or in-licensing of product candidates or technologies. In particular, we will evaluate and, if strategically attractive, seek to enter into additional collaborations, including with major biotechnology or biopharmaceutical companies. The competition for collaborators is intense, and the negotiation process is time-consuming and complex. Any new collaboration may be on terms that are not optimal for us, and we may not be able to maintain any new collaboration if, for example, development or approval of a product candidate is delayed, sales of an approved product candidate do not meet expectations or the collaborator terminates the collaboration. Any such collaboration, or other strategic transaction, may require us to incur non-recurring or other charges, increase our near- and long-term expenditures and pose significant integration or implementation challenges or disrupt our management or business. These transactions would entail numerous operational and financial risks, including exposure to unknown liabilities, disruption of our business and diversion of our management's time and attention in order to manage a collaboration or develop acquired products, product candidates or technologies, incurrence of substantial debt or dilutive issuances of equity securities to pay transaction consideration or costs, higher than expected collaboration, acquisition or integration costs, write-downs of assets or goodwill or impairment charges, increased amortization expenses, difficulty and cost in facilitating the collaboration or combining the operations and personnel of any acquired business, impairment of relationships with key suppliers, manufacturers or customers of any acquired business due to changes in management and ownership and the inability to retain key employees of any acquired business. Accordingly, although there can be no assurance that we will undertake or successfully complete any transactions of the nature described above, any transactions that we do complete may be subject to the foregoing or other risks and have a material and adverse effect on our business, financial condition, results of operations and prospects. Conversely, any failure to enter any additional collaboration or other strategic transaction that would be beneficial to us could delay the development and potential commercialization of our product candidates and have a negative impact on the competitiveness of any product candidate that reaches market.

***If third parties on which we intend to rely to conduct our preclinical studies, or any future clinical trials, do not perform as contractually required, fail to satisfy regulatory or legal requirements or miss expected deadlines, our development program could be delayed with material and adverse effects on our business, financial condition, results of operations and prospects.***

We intend to rely on third-party clinical investigators, contract research organizations ("CROs"), clinical data management organizations and consultants to design, conduct, supervise and monitor preclinical studies of our product candidates and will do the same for any clinical trials. Because we intend to rely on these third parties, we will have less control over the timing, quality and other aspects of preclinical studies and clinical trials than we would have had we conducted them on our own. These investigators, CROs and consultants will not be our employees and we will have limited control over the amount of time and resources that they dedicate to our programs. These third parties may have contractual relationships with other entities, some of which may be our competitors, which may draw time and resources from our programs. The third parties with which we may contract might not be diligent, careful or timely in conducting our preclinical studies or clinical trials, resulting in the preclinical studies or clinical trials being delayed or unsuccessful.

If we cannot contract with acceptable third parties on commercially reasonable terms, or at all, or if these third parties do not carry out their contractual duties, satisfy legal and regulatory requirements for the conduct of preclinical studies or clinical trials or meet expected deadlines, our clinical development programs could be delayed and otherwise adversely affected. In all events, we will be responsible for ensuring that each of our preclinical studies and clinical trials are conducted in accordance with the general investigational plan and protocols for the trial. The FDA requires preclinical studies to be conducted in accordance with GLPs and clinical trials to be conducted in accordance with GCPs, including for designing, conducting, recording and reporting the results of preclinical studies and clinical trials to assure that data and reported results are credible and accurate and that the rights, integrity and confidentiality of clinical trial participants are protected. Our reliance on third parties that we do not control will not relieve us of these responsibilities and requirements. Any adverse development or delay in our clinical trials could have a material and adverse effect on our business, financial condition, results of operations and prospects.

***Because we rely on third-party manufacturing and supply partners, our supply of research and development, preclinical and clinical development materials may become limited or interrupted or may not be of satisfactory quantity or quality.***

We rely on third-party contract manufacturers to manufacture our preclinical and clinical trial product supplies. We do not own manufacturing facilities for producing such supplies. There can be no assurance that our preclinical and clinical development product supplies will not be limited, interrupted, or of satisfactory quality or continue to be available at acceptable prices. In particular, any replacement of our manufacturer could require significant effort and expertise because there may be a limited number of qualified replacements.

The manufacturing process for a product candidate is subject to FDA and foreign regulatory authority review. Suppliers and manufacturers must meet applicable manufacturing requirements and undergo rigorous facility and process validation tests required by regulatory authorities in order to comply with regulatory standards, such as cGMPs. In the event that any of our manufacturers fails to comply with such requirements or to perform its obligations to us in relation to quality, timing or otherwise, or if our supply of components or other materials becomes limited or interrupted for other reasons, we may be forced to manufacture the materials ourselves, for which we currently do not have the capabilities or resources, or enter into an agreement with another third party, which we may not be able to do on reasonable terms, if at all. In some cases, the technical skills or technology required to manufacture our product candidates may be unique or proprietary to the original manufacturer and we may have difficulty transferring such skills or technology to another third party and a feasible alternative may not exist. These factors would increase our reliance on such manufacturer or require us to obtain a license from such manufacturer in order to have another third party manufacture our product candidates. If we are required to change manufacturers for any reason, we will be required to verify that the new manufacturer maintains facilities and procedures that comply with quality standards and with all applicable regulations and guidelines. The delays associated with the verification of a new manufacturer could negatively affect our ability to develop product candidates in a timely manner or within budget.

We expect to continue to rely on third-party manufacturers if we receive regulatory approval for any product candidate. To the extent that we have existing, or enter into future, manufacturing arrangements with third parties, we will depend on these third parties to perform their obligations in a timely manner consistent with contractual and regulatory requirements, including those related to quality control and assurance. If we are unable to obtain or maintain third-party manufacturing for product candidates, or to do so on commercially reasonable terms, we may not be able to develop and commercialize our product candidates successfully. Our or a third party's failure to execute on our manufacturing requirements and comply with cGMPs could adversely affect our business in a number of ways, including:

- an inability to initiate or continue clinical trials of product candidates under development;
- delay in submitting regulatory applications, or receiving regulatory approvals, for product candidates;
- loss of the cooperation of an existing or future collaborator;
- subjecting third-party manufacturing facilities or our manufacturing facilities to additional inspections by regulatory authorities;
- requirements to cease distribution or to recall batches of our product candidates; and
- in the event of approval to market and commercialize a product candidate, an inability to meet commercial demands for our products.

***We, or third-party manufacturers, may be unable to successfully scale-up manufacturing of our product candidates in sufficient quality and quantity, which would delay or prevent us from developing our product candidates and commercializing approved products, if any.***

In order to conduct clinical trials of our product candidates, we will need to manufacture them in large quantities. We, or any manufacturing partners, may be unable to successfully increase the manufacturing capacity for any of our product candidates in a timely or cost-effective manner, or at all. In addition, quality issues may arise during scale-up activities. If we, or any manufacturing partners, are unable to successfully scale up the manufacture of our product candidates in sufficient quality and quantity, the development, testing, and clinical trials of that product candidate may be delayed or infeasible, and regulatory approval or commercial launch of any resulting product may be delayed or not obtained, which could significantly harm our business.

***We may acquire assets or form strategic alliances in the future, and we may not realize the benefits of such acquisitions.***

We may acquire additional technologies and assets, form strategic alliances or create joint ventures with third parties that we believe will complement or augment our existing business. If we acquire assets with promising markets or technologies, we may not be able to realize the benefit of acquiring such assets if we are unable to successfully integrate them with our existing technologies.

We may encounter numerous difficulties in developing, manufacturing and marketing any new products resulting from a strategic alliance or acquisition that delay or prevent us from realizing their expected benefits or enhancing our business. We cannot assure you that, following any such acquisition, we will achieve the expected synergies to justify the transaction.

***We may expend our limited resources to pursue a particular product candidate and fail to capitalize on product candidates that may be more profitable or for which there is a greater likelihood of success.***

Because we have limited financial and managerial resources, we focus on specific product candidates. As a result, we may forgo or delay pursuit of opportunities with other product candidates that later prove to have greater commercial potential. Our resource allocation decisions may cause us to fail to capitalize on viable commercial products or profitable market opportunities. Our spending on current and future research and development programs and product candidates for specific indications may not yield any commercially viable product candidates. If we do not accurately evaluate the commercial potential or target market for a particular product candidate, we may relinquish valuable rights to that product candidate through collaboration, licensing or other royalty arrangements in cases in which it would have been more advantageous for us to retain sole development and commercialization rights to such product candidate.

***We face competition from entities that have developed or may develop product candidates for cancer, including companies developing novel treatments and technology platforms. If these companies develop technologies or product candidates more rapidly than we do or their technologies are more effective, our ability to develop and successfully commercialize product candidates may be adversely affected.***

The development and commercialization of drugs and therapeutic biologics is highly competitive. We compete with a variety of multinational biopharmaceutical companies and specialized biotechnology companies, as well as technology being developed at universities and other research institutions. Our competitors have developed, are developing or will develop product candidates and processes competitive with our product candidates. Competitive therapeutic treatments include those that have already been approved and accepted by the medical community and any new treatments that enter the market. We believe that a significant number of products are currently under development, and may become commercially available in the future, for the treatment of conditions for which we may try to develop product candidates. There is intense and rapidly evolving competition in the biotechnology, biopharmaceutical and antibody and immunoregulatory therapeutics fields. We believe that while our Probody platform, its associated intellectual property and our scientific and technical know-how give us a competitive advantage in this space, competition from many sources remains. Our competitors include larger and better funded biopharmaceutical, biotechnological and therapeutics companies. Moreover, we also compete with current and future therapeutics developed at universities and other research institutions.

We are aware of several companies that are developing cancer immunotherapies and ADCs. Many of these companies are well-capitalized and, in contrast to us, have significant clinical experience, and may include our existing or future collaborators. In addition, these companies compete with us in recruiting scientific and managerial talent.

Our success will partially depend on our ability to develop and protect therapeutics that are safer and more effective than competing products. Our commercial opportunity and success will be reduced or eliminated if competing products that are safer, more effective, or less expensive than the therapeutics we develop.

If our lead product candidates are approved, they will compete with a range of therapeutic treatments that are either in development or currently marketed. Indeed, a variety of oncology drugs and therapeutic biologics are on the market or in clinical development. Such marketed therapies range from ADCs such as Genentech, Inc.'s Kadcyla, immune checkpoint inhibitors such as BMS's Opdivo and T-cell engager immunotherapies such as Amgen, Inc.'s BLINCYTO. In addition, numerous compounds are in clinical development for cancer treatment. With respect to immunogenic cancers such as melanoma, the most common treatments are chemotherapeutic compounds, radiation therapy and now immunotherapeutic antibodies such as ipilimumab and pembrolizumab. The clinical development pipeline for cancer includes small molecules, antibodies and immunotherapies from a variety of groups.

Many of our competitors have significantly greater financial, technical, manufacturing, marketing, sales and supply resources or experience than we do. If we successfully obtain approval for any product candidate, we will face competition based on many different factors, including the safety and effectiveness of our products, the ease with which our products can be administered and the extent to which patients accept relatively new routes of administration, the timing and scope of regulatory approvals for these products, the availability and cost of manufacturing, marketing and sales capabilities, price, reimbursement coverage and patent position. Competing products could present superior treatment alternatives, including by being more effective, safer, less expensive or marketed and sold more effectively than any products we may develop. Competitive products may make any products we develop obsolete or noncompetitive before we recover the expense of developing and commercializing our product candidates. Such competitors could also recruit our employees, which could negatively impact our level of expertise and our ability to execute our business plan.

***Any inability to attract and retain qualified key management and technical personnel would impair our ability to implement our business plan.***

Our success largely depends on the continued service of key management, advisors and other specialized personnel, including Sean A. McCarthy, D.Phil., our president and chief executive officer, W. Michael Kavanaugh, M.D., our chief scientific officer and Rachel W. Humphrey, M.D., our chief medical officer. The loss of one or more members of our management team or other key employees or advisors could delay our research and development programs and have a material and adverse effect on our business, financial condition, results of operations and prospects. The relationships that our key managers have cultivated within our industry make us particularly dependent upon their continued employment with us. We are dependent on the continued service of our technical personnel because of the highly technical nature of our product candidates and technologies and the specialized nature of the regulatory approval process. Because our management team and key employees are not obligated to provide us with continued service, they could terminate their employment with us at any time without penalty. Our future success will depend in large part on our continued ability to attract and retain other highly qualified scientific, technical and management personnel, as well as personnel with expertise in clinical testing, manufacturing, governmental regulation and commercialization. We face competition for personnel from other companies, universities, public and private research institutions, government entities and other organizations.

***If our product candidates advance into clinical trials, we may experience difficulties in managing our growth and expanding our operations.***

We have limited experience in product development and have not begun clinical trials for any of our product candidates. As our product candidates enter and advance through preclinical studies and any clinical trials, we will need to expand our development, regulatory and manufacturing capabilities or contract with other organizations to provide these capabilities for us. In the future, we expect to have to manage additional relationships with collaborators or partners, suppliers and other organizations. Our ability to manage our operations and future growth will require us to continue to improve our operational, financial and management controls, reporting systems and procedures. We may not be able to implement improvements to our management information and control systems in an efficient or timely manner and may discover deficiencies in existing systems and controls.

***If any of our product candidates are approved for marketing and commercialization and we are unable to develop sales, marketing and distribution capabilities on our own or enter into agreements with third parties to perform these functions on acceptable terms, we will be unable to commercialize successfully any such future products.***

We currently have no sales, marketing or distribution capabilities or experience. If any of our product candidates is approved, we will need to develop internal sales, marketing and distribution capabilities to commercialize such products, which would be expensive and time-consuming, or enter into collaborations with third parties to perform these services. If we decide to market our products directly, we will need to commit significant financial and managerial resources to develop a marketing and sales force with technical expertise and supporting distribution, administration and compliance capabilities. If we rely on third parties with such capabilities to market our products or decide to co-promote products with collaborators, we will need to establish and maintain marketing and distribution arrangements with third parties, and there can be no assurance that we will be able to enter into such arrangements on acceptable terms or at all. In entering into third-party marketing or distribution arrangements, any revenue we receive will depend upon the efforts of the third parties and there can be no assurance that such third parties will establish adequate sales and distribution capabilities or be successful in gaining market acceptance of any approved product. If we are not successful in commercializing any product approved in the future, either on our own or through third parties, our business, financial condition, results of operations and prospects could be materially and adversely affected.

***Our future growth may depend, in part, on our ability to operate in foreign markets, where we would be subject to additional regulatory burdens and other risks and uncertainties.***

Our future growth may depend, in part, on our ability to develop and commercialize our product candidates in foreign markets for which we may rely on collaboration with third parties. We are not permitted to market or promote any of our product candidates before we receive regulatory approval from the applicable regulatory authority in that foreign market, and we may never receive such regulatory approval for any of our product candidates. To obtain separate regulatory approval in many other countries we must comply with numerous and varying regulatory requirements of such countries regarding safety and efficacy and governing, among other things, clinical trials and commercial sales, pricing and distribution of our product candidates, and we cannot predict success in these jurisdictions. If we obtain approval of our product candidates and ultimately commercialize our product candidates in foreign markets, we would be subject to the risks and uncertainties, including the burden of complying with complex and changing foreign regulatory, tax, accounting and legal requirements and the reduced protection of intellectual property rights in some foreign countries.



***Price controls imposed in foreign markets may adversely affect our future profitability.***

In some countries, particularly member states of the European Union, the pricing of prescription drugs is subject to governmental control. In these countries, pricing negotiations with governmental authorities can take considerable time after receipt of marketing approval for a product. In addition, there can be considerable pressure by governments and other stakeholders on prices and reimbursement levels, including as part of cost containment measures. Political, economic and regulatory developments may further complicate pricing negotiations, and pricing negotiations may continue after reimbursement has been obtained. Reference pricing used by various European Union member states and parallel distribution, or arbitrage between low-priced and high-priced member states, can further reduce prices. In some countries, we or future collaborators may be required to conduct a clinical trial or other studies that compare the cost-effectiveness of our Probody therapeutic candidates to other available therapies in order to obtain or maintain reimbursement or pricing approval. Publication of discounts by third-party payors or authorities may lead to further pressure on the prices or reimbursement levels within the country of publication and other countries. If reimbursement of any product candidate approved for marketing is unavailable or limited in scope or amount, or if pricing is set at unsatisfactory levels, our business, financial condition, results of operations or prospects could be materially and adversely affected.

***Our business entails a significant risk of product liability and our ability to obtain sufficient insurance coverage could have a material and adverse effect on our business, financial condition, results of operations and prospects.***

As we move into conducting clinical trials of our product candidates we will be exposed to significant product liability risks inherent in the development, testing, manufacturing and marketing of therapeutic treatments. Product liability claims could delay or prevent completion of our development programs. If we succeed in marketing products, such claims could result in an FDA investigation of the safety and effectiveness of our products, our manufacturing processes and facilities or our marketing programs and potentially a recall of our products or more serious enforcement action, limitations on the approved indications for which they may be used or suspension or withdrawal of approvals. Regardless of the merits or eventual outcome, liability claims may also result in decreased demand for our products, injury to our reputation, costs to defend the related litigation, a diversion of management's time and our resources, substantial monetary awards to trial participants or patients and a decline in our stock price. We currently have insurance that we believe is appropriate for our stage of development and may need to obtain higher levels of insurance as well as product liability insurance prior to marketing any of our product candidates. Any insurance we have or may obtain may not provide sufficient coverage against potential liabilities. Furthermore, clinical trial and product liability insurance is becoming increasingly expensive. As a result, we may be unable to obtain sufficient insurance at a reasonable cost to protect us against losses caused by product liability claims that could have a material and adverse effect on our business, financial condition, results of operations and prospects.

***Our employees may engage in misconduct or other improper activities, including noncompliance with regulatory standards and requirements.***

We are exposed to the risk of employee fraud or other misconduct. Misconduct by employees could include intentional failures to comply with FDA regulations, provide accurate information to the FDA, comply with manufacturing standards we may establish, comply with federal and state healthcare fraud and abuse laws and regulations, report financial information or data accurately or disclose unauthorized activities to us. In particular, sales, marketing and business arrangements in the healthcare industry are subject to extensive laws and regulations intended to prevent fraud, kickbacks, self-dealing and other abusive practices. These laws and regulations may restrict or prohibit a wide range of pricing, discounting, marketing and promotion, sales commission, customer incentive programs and other business arrangements. Employee misconduct could also involve the improper use of information obtained in the course of clinical trials, which could result in regulatory sanctions and serious harm to our reputation. It is not always possible to identify and deter employee misconduct, and the precautions we take to detect and prevent this activity may not be effective in controlling unknown or unmanaged risks or losses or in protecting us from governmental investigations or other actions or lawsuits stemming from a failure to be in compliance with such laws or regulations. If any such actions are instituted against us, and we are not successful in defending ourselves or asserting our rights, those actions could have a material and adverse effect on our business, financial condition, results of operations and prospects, including the imposition of significant fines or other sanctions.

***Our internal computer systems, or those of our CROs or other contractors or consultants we may utilize, may fail or suffer security breaches, which could result in a material disruption of our product development programs.***

Despite the implementation of security measures, our internal computer systems and those of our CROs and other contractors and consultants we may utilize, may be vulnerable to damage from computer viruses, unauthorized access, natural disasters, terrorism, war and telecommunication and electrical failures. Such events could cause interruptions of our operations. For instance, the loss of preclinical data or data from any future clinical trial involving our product candidates could result in delays in our development and regulatory filing efforts and significantly increase our costs. To the extent that any disruption or security breach were to result in a loss of, or damage to, our data, or inappropriate disclosure of confidential or proprietary information, we could incur liability and the development of our product candidates could be delayed.

***If we do not comply with laws regulating the protection of the environment and health and human safety, our business could be adversely affected.***

Our research, development and manufacturing involve the use of hazardous materials and various chemicals. We maintain quantities of various flammable and toxic chemicals in our facilities in South San Francisco, California that are required for our research, development and manufacturing activities. We are subject to federal, state and local laws and regulations governing the use, manufacture, storage, handling and disposal of these hazardous materials. We believe our procedures for storing, handling and disposing these materials in our South San Francisco facilities comply with the relevant guidelines of South San Francisco, the state of California and the Occupational Safety and Health Administration of the U.S. Department of Labor. Although we believe that our safety procedures for handling and disposing of these materials comply with the standards mandated by applicable regulations, the risk of accidental contamination or injury from these materials cannot be eliminated. If an accident occurs, we could be held liable for resulting damages, which could be substantial. We are also subject to numerous environmental, health and workplace safety laws and regulations, including those governing laboratory procedures, exposure to blood-borne pathogens and the handling of animals and biohazardous materials. Although we maintain workers' compensation insurance to cover us for costs and expenses we may incur due to injuries to our employees resulting from the use of these materials, this insurance may not provide adequate coverage against potential liabilities. We do not maintain insurance for environmental liability or toxic tort claims that may be asserted against us in connection with our storage or disposal of biological or hazardous materials. Additional federal, state and local laws and regulations affecting our operations may be adopted in the future. We may incur substantial costs to comply with, and substantial fines or penalties if we violate, any of these laws or regulations.

***Our information technology systems could face serious disruptions that could adversely affect our business.***

Our information technology and other internal infrastructure systems, including corporate firewalls, servers, leased lines and connection to the Internet, face the risk of systemic failure that could disrupt our operations. A significant disruption in the availability of our information technology and other internal infrastructure systems could cause interruptions and delays in our research and development work.

***Our current operations are concentrated in one location, and we or the third parties upon whom we depend may be adversely affected by earthquakes or other natural disasters and our business continuity and disaster recovery plans may not adequately protect us from a serious disaster.***

Our current operations are located in our facilities in South San Francisco, California. Any unplanned event, such as flood, fire, explosion, earthquake, extreme weather condition, medical epidemics, power shortage, telecommunication failure or other natural or manmade accidents or incidents that result in us being unable to fully utilize our facilities, or the manufacturing facilities of our third-party contract manufacturers, may have a material and adverse effect on our ability to operate our business, particularly on a daily basis, and have significant negative consequences on our financial and operating conditions. Loss of access to these facilities may result in increased costs, delays in the development of our product candidates or interruption of our business operations. Earthquakes or other natural disasters could further disrupt our operations, and have a material and adverse effect on our business, financial condition, results of operations and prospects. If a natural disaster, power outage or other event occurred that prevented us from using all or a significant portion of our headquarters, that damaged critical infrastructure, such as our research facilities or the manufacturing facilities of our third-party contract manufacturers, or that otherwise disrupted operations, it may be difficult or, in certain cases, impossible, for us to continue our business for a substantial period of time. The disaster recovery and business continuity plans we have in place may prove inadequate in the event of a serious disaster or similar event. We may incur substantial expenses as a result of the limited nature of our disaster recovery and business continuity plans, which, could have a material adverse effect on our business. As part of our risk management policy, we maintain insurance coverage at levels that we believe are appropriate for our business. However, in the event of an accident or incident at these facilities, we cannot assure you that the amounts of insurance will be sufficient to satisfy any damages and losses. If our facilities, or the manufacturing facilities of our third-party contract manufacturers, are unable to operate because of an accident or incident or for any other reason, even for a short period of time, any or all of our research and development programs may be harmed. Any business interruption may have a material and adverse effect on our business, financial condition, results of operations and prospects.

***Our ability to utilize our net operating loss carryforwards and certain other tax attributes may be limited.***

Under Sections 382 and 383 of the Internal Revenue Code of 1986, as amended (the “IRC”), if a corporation undergoes an “ownership change” (generally defined as a greater than 50 percentage points change (by value) in the ownership of its equity over a rolling three year period), the corporation’s ability to use its pre-change net operating loss carryforwards and certain other pre-change tax attributes to offset its post-change income and taxes may be limited. California has similar rules. We have performed an IRC Section 382 analysis and determined there was an ownership change in 2015. As a result, the federal and state carryforwards associated with the net operating loss and credit deferred tax assets were reduced by the amount of tax attributes estimated to expire during their respective carryforward periods. We may experience ownership changes in the future as a result of shifts in our stock ownership, some of which are outside our control. As of December 31, 2015, we had federal net operating loss carryforwards of approximately \$14.3 million, and our ability to utilize those net operating loss carryforwards could be limited by an “ownership change” as described above, which could result in increased tax liability to our company.

**Risks Related to Intellectual Property**

***If we are not able to obtain and enforce patent protection for our technologies or product candidates, development and commercialization of our product candidates may be adversely affected.***

Our success depends in part on our ability to obtain and maintain patents and other forms of intellectual property rights, including in-licenses of intellectual property rights of others, for our product candidates, methods used to manufacture our product candidates and methods for treating patients using our product candidates, as well as our ability to preserve our trade secrets, to prevent third parties from infringing upon our proprietary rights and to operate without infringing upon the proprietary rights of others. As of March 1, 2016, we solely own seven patents and 124 pending patent applications; we co-own four patents and seven pending patent applications with UC, acting through its Santa Barbara Campus and one patent and one pending patent application with UC, acting through its San Francisco Campus; and, under an exclusive, worldwide license agreement with UC, acting through its Santa Barbara Campus (the “UC Agreement”), we licensed fourteen patents and seven pending patent applications that cover compositions and methods related to the screening and identification of masks and protease-cleavable linkers that we incorporate into our Probody candidates. We also licensed UCSB’s rights in the co-owned patent family. We may not be able to apply for patents on certain aspects of our product candidates in a timely fashion or at all. Our existing issued and granted patents and any future patents we obtain may not be sufficiently broad to prevent others from using our technology or from developing competing products and technology. There is no guarantee that any of our pending patent applications will result in issued or granted patents, that any of our issued or granted patents will not later be found to be invalid or unenforceable or that any issued or granted patents will include claims that are sufficiently broad to cover our product candidates or to provide meaningful protection from our competitors. Moreover, the patent position of biotechnology and biopharmaceutical companies can be highly uncertain because it involves complex legal and factual questions. We will be able to protect our proprietary rights from unauthorized use by third parties only to the extent that our current and future proprietary technology and product candidates are covered by valid and enforceable patents or are effectively maintained as trade secrets. If third parties disclose or misappropriate our proprietary rights, it may materially and adversely affect our position in the market.

The USPTO and various foreign governmental patent agencies require compliance with a number of procedural, documentary, fee payment and other provisions during the patent process. There are situations in which noncompliance can result in abandonment or lapse of a patent or patent application, resulting in partial or complete loss of patent rights in the relevant jurisdiction. In such an event, competitors might be able to enter the market earlier than would otherwise have been the case. The standards applied by the USPTO and foreign patent offices in granting patents are not always applied uniformly or predictably. For example, there is no uniform worldwide policy regarding patentable subject matter or the scope of claims allowable in biotechnology and biopharmaceutical patents. As such, we do not know the degree of future protection that we will have on our proprietary products and technology. While we will endeavor to try to protect our product candidates with intellectual property rights such as patents, as appropriate, the process of obtaining patents is time-consuming, expensive and sometimes unpredictable.

In addition, there are numerous recent changes to the patent laws and proposed changes to the rules of the USPTO that may have a significant impact on our ability to protect our technology and enforce our intellectual property rights. For example, the America Invents Act (“AIA”) enacted within the last several years involves significant changes in patent legislation. The Supreme Court has ruled on several patent cases in recent years, some of which cases either narrow the scope of patent protection available in certain circumstances or weaken the rights of patent owners in certain situations. The recent decision by the Supreme Court in *Association for Molecular Pathology v. Myriad Genetics, Inc.* precludes a claim to a nucleic acid having a stated nucleotide sequence that is identical to a sequence found in nature and unmodified. We currently are not aware of an immediate impact of this decision on our patents or patent applications because we are developing product candidates that contain modifications, such as our Probody substrates and masks, that we believe are not found in nature. However, this decision has yet to be clearly interpreted by courts and by the USPTO. We cannot assure you that the interpretations of this decision or subsequent rulings will not adversely impact our patents or patent applications. In addition to increasing uncertainty with regard to our ability to obtain patents in the future, this combination of events has created uncertainty with respect to the value of patents, once obtained. Depending on decisions by the U.S. Congress, the federal courts and the USPTO, the laws and regulations governing patents could change in unpredictable ways that would weaken our ability to obtain new patents or to enforce our existing patents and patents that we might obtain in the future.

Once granted, patents may remain open to opposition, interference, re-examination, post-grant review, inter partes review, nullification or derivation action in court or before patent offices or similar proceedings for a given period after allowance or grant, during which time third parties can raise objections against such initial grant. In the course of such proceedings, which may continue for a protracted period of time, the patent owner may be compelled to limit the scope of the allowed or granted claims thus attacked, or may lose the allowed or granted claims altogether. In addition, there can be no assurance that:

- Others will not or may not be able to make, use or sell compounds that are the same as or similar to our product candidates but that are not covered by the claims of the patents that we own or license.
- We or our licensors, or our existing or future collaborators are the first to make the inventions covered by each of our issued patents and pending patent applications that we own or license.
- We or our licensors, or our existing or future collaborators are the first to file patent applications covering certain aspects of our inventions.
- Others will not independently develop similar or alternative technologies or duplicate any of our technologies without infringing our intellectual property rights.
- A third party may not challenge our patents and, if challenged, a court would hold that our patents are valid, enforceable and infringed.
- Any issued patents that we own or have licensed will provide us with any competitive advantages, or will not be challenged by third parties.
- We may develop additional proprietary technologies that are patentable.
- The patents of others will not have a material or adverse effect on our business, financial condition, results of operations and prospects.
- Our competitors do not conduct research and development activities in countries where we do not have enforceable patent rights and then use the information learned from such activities to develop competitive products for sale in our major commercial markets.

***Other companies or organizations may challenge our or our licensors’ patent rights or may assert patent rights that prevent us from developing and commercializing our products.***

Probody therapeutics are a relatively new scientific field. We have obtained grants and issuances of Probody therapeutic patents and have licensed several of these patents from a third party on an exclusive basis for therapeutics applications. The issued patents and pending patent applications in the U.S. and in key markets around the world that we own or license claim many different methods, compositions and processes relating to the discovery, development, manufacture and commercialization of antibody and immunoregulatory therapeutics. Specifically, we own and have licensed a portfolio of patents, patent applications and other intellectual property covering Probody compositions of matter as well as their methods of use.

As the field of antibody and immunoregulatory therapeutics matures, patent applications are being processed by national patent offices around the world. There is uncertainty about which patents will issue, and, if they do, as to when, to whom, and with what claims. In addition, third parties may attempt to invalidate our intellectual property rights. Even if our rights are not directly challenged, disputes could lead to the weakening of our intellectual property rights. Our defense against any attempt by third parties to circumvent or invalidate our intellectual property rights could be costly to us, could require significant time and attention of our management and could have a material and adverse effect on our business, financial condition, results of operations and prospects or our ability to successfully compete.

There are many issued and pending patents that claim aspects of our product candidates and modifications that we may need to apply to our product candidates. There are also many issued patents that claim antibodies or portions of antibodies that may be relevant for Probody products we wish to develop. Thus, it is possible that one or more organizations will hold patent rights to which we will need a license. If those organizations refuse to grant us a license to such patent rights on reasonable terms, we may not be able to market products or perform research and development or other activities covered by these patents.

***We may not be able to protect our intellectual property rights throughout the world.***

Obtaining a valid and enforceable issued or granted patent covering our technology in the U.S. and worldwide can be extremely costly. In jurisdictions where we have not obtained patent protection, competitors may use our technology to develop their own products and further, may export otherwise infringing products to territories where we have patent protection, but where it is more difficult to enforce a patent as compared to the U.S. Competitor products may compete with our future products in jurisdictions where we do not have issued or granted patents or where our issued or granted patent claims or other intellectual property rights are not sufficient to prevent competitor activities in these jurisdictions. The legal systems of certain countries, particularly certain developing countries, make it difficult to enforce patents and such countries may not recognize other types of intellectual property protection, particularly that relating to biopharmaceuticals. This could make it difficult for us to prevent the infringement of our patents or marketing of competing products in violation of our proprietary rights generally in certain jurisdictions. Proceedings to enforce our patent rights in foreign jurisdictions could result in substantial cost and divert our efforts and attention from other aspects of our business.

We generally file a provisional patent application first (a priority filing) at the USPTO. An international application under the Patent Cooperation Treaty (“PCT”) is usually filed within twelve months after the priority filing. Based on the PCT filing, national and regional patent applications may be filed in the United States, European Union, Japan, Australia and Canada and, depending on the individual case, also in any or all of, *inter alia*, Brazil, China, Hong Kong, India, Israel, Mexico, New Zealand, Russia, South Africa, South Korea and other jurisdictions. We have so far not filed for patent protection in all national and regional jurisdictions where such protection may be available. In addition, we may decide to abandon national and regional patent applications before grant. Finally, the grant proceeding of each national or regional patent is an independent proceeding which may lead to situations in which applications might in some jurisdictions be refused by the relevant registration authorities, while granted by others. It is also quite common that depending on the country, various scopes of patent protection may be granted on the same product candidate or technology.

The laws of some jurisdictions do not protect intellectual property rights to the same extent as the laws in the U.S., and many companies have encountered significant difficulties in protecting and defending such rights in such jurisdictions. If we or our licensors encounter difficulties in protecting, or are otherwise precluded from effectively protecting, the intellectual property rights important for our business in such jurisdictions, the value of these rights may be diminished and we may face additional competition from others in those jurisdictions. Many countries have compulsory licensing laws under which a patent owner may be compelled to grant licenses to third parties. In addition, many countries limit the enforceability of patents against government agencies or government contractors. In these countries, the patent owner may have limited remedies, which could materially diminish the value of such patent. If we or any of our licensors are forced to grant a license to third parties with respect to any patents relevant to our business, our competitive position in the relevant jurisdiction may be impaired and our business and results of operations may be adversely affected.

***We or our licensors, or any future strategic partners may become subject to third party claims or litigation alleging infringement of patents or other proprietary rights or seeking to invalidate patents or other proprietary rights, and we may need to resort to litigation to protect or enforce our patents or other proprietary rights, all of which could be costly, time consuming, delay or prevent the development and commercialization of our product candidates, or put our patents and other proprietary rights at risk.***

We or our licensors, or any future strategic partners may be subject to third-party claims for infringement or misappropriation of patent or other proprietary rights. We are generally obligated under our license or collaboration agreements to indemnify and hold harmless our licensors or collaborators for damages arising from intellectual property infringement by us. If we or our licensors, or any future strategic partners are found to infringe a third-party patent or other intellectual property rights, we could be required to pay damages, potentially including treble damages, if we are found to have willfully infringed. In addition, we or our licensors, or any future strategic partners may choose to seek, or be required to seek, a license from a third party, which may not be available on acceptable terms, if at all. Even if a license can be obtained on acceptable terms, the rights may be non-exclusive, which could give our competitors access to the same technology or intellectual property rights licensed to us. If we fail to obtain a required license, we or our existing or future collaborators may be unable to effectively market product candidates based on our technology, which could limit our ability to generate revenue or achieve profitability and possibly prevent us from generating revenue sufficient to sustain our operations. In addition, we may find it necessary to pursue claims or initiate lawsuits to protect or enforce our patent or other intellectual property rights. The cost to us in defending or initiating any litigation or other proceeding relating to patent or other proprietary rights, even if resolved in our favor, could be substantial, and litigation would divert our management's attention. Some of our competitors may be able to sustain the costs of complex patent litigation more effectively than we can because they have substantially greater resources. Uncertainties resulting from the initiation and continuation of patent litigation or other proceedings could delay our research and development efforts and limit our ability to continue our operations.

If we were to initiate legal proceedings against a third party to enforce a patent covering one of our products or our technology, the defendant could counterclaim that our patent is invalid or unenforceable. In patent litigation in the U.S., defendant counterclaims alleging invalidity or unenforceability are commonplace. Grounds for a validity challenge could be an alleged failure to meet any of several statutory requirements, for example, lack of novelty, obviousness or non-enablement. Grounds for an unenforceability assertion could be an allegation that someone connected with prosecution of the patent withheld relevant information from the USPTO, or made a misleading statement, during prosecution. The outcome following legal assertions of invalidity and unenforceability during patent litigation is unpredictable. With respect to the validity question, for example, we cannot be certain that there is no invalidating prior art, of which we and the patent examiner were unaware during prosecution. If a defendant were to prevail on a legal assertion of invalidity or unenforceability, we would lose at least part, and perhaps all, of the patent protection on one or more of our products or certain aspects of our platform technology. Such a loss of patent protection could have a material and adverse effect on our business, financial condition, results of operations and prospects. Patents and other intellectual property rights also will not protect our technology if competitors design around our protected technology without legally infringing our patents or other intellectual property rights.

***Intellectual property rights of third parties could adversely affect our ability to commercialize our product candidates, and we might be required to litigate or obtain licenses from third parties in order to develop or market our product candidates. Such litigation or licenses could be costly or not available on commercially reasonable terms.***

Because the antibody landscape is still evolving, it is difficult to conclusively assess our freedom to operate without infringing on third-party rights. There are numerous companies that have pending patent applications and issued patents broadly covering antibodies generally or covering antibodies directed against the same targets as, or targets similar to, those we are pursuing. Our competitive position may suffer if patents issued to third parties or other third-party intellectual property rights cover our products or product candidates or elements thereof, or our manufacture or uses relevant to our development plans. In such cases, we may not be in a position to develop or commercialize products or product candidates unless we successfully pursue litigation to nullify or invalidate the third-party intellectual property right concerned, or enter into a license agreement with the intellectual property right holder, if available on commercially reasonable terms. There may be issued patents of which we are not aware, held by third parties that, if found to be valid and enforceable, could be alleged to be infringed by our Probody technologies. There also may be pending patent applications of which we are not aware that may result in issued patents, which could be alleged to be infringed by our Probody technologies. If such an infringement claim should be brought and be successful, we may be required to pay substantial damages, be forced to abandon our product candidates or seek a license from any patent holders. No assurances can be given that a license will be available on commercially reasonable terms, if at all.

It is also possible that we have failed to identify relevant third-party patents or applications. For example, U.S. applications filed before November 29, 2000 and certain U.S. applications filed after that date that will not be filed outside the U.S. remain confidential until patents issue. Patent applications in the U.S. and elsewhere are published approximately 18 months after the earliest filing for which priority is claimed, with such earliest filing date being commonly referred to as the priority date. Therefore, patent applications covering our products or platform technology could have been filed by others without our knowledge. Additionally, pending patent applications that have been published can, subject to certain limitations, be later amended in a manner that could cover our platform technologies, our products or the use of our products. Third-party intellectual property right holders may also actively bring infringement claims against us. We cannot guarantee that we will be able to successfully settle or otherwise resolve such infringement claims. If we are unable to successfully settle future claims on terms acceptable to us, we may be required to engage in or continue costly, unpredictable and time-consuming litigation and may be prevented from or experience substantial delays in marketing our products. If we fail in any such dispute, in addition to being forced to pay damages, we may be temporarily or permanently prohibited from commercializing any of our product candidates that are held to be infringing. We might, if possible, also be forced to redesign product candidates so that we no longer infringe the third-party intellectual property rights. Any of these events, even if we were ultimately to prevail, could require us to divert substantial financial and management resources that we would otherwise be able to devote to our business.

***Intellectual property litigation could cause us to spend substantial resources and distract our personnel from their normal responsibilities.***

Litigation or other legal proceedings relating to intellectual property claims, with or without merit, is unpredictable and generally expensive and time consuming and is likely to divert significant resources from our core business, including distracting our technical and management personnel from their normal responsibilities. Furthermore, because of the substantial amount of discovery required in connection with intellectual property litigation, there is a risk that some of our confidential information could be compromised by disclosure during this type of litigation. In addition, there could be public announcements of the results of hearings, motions or other interim proceedings or developments and if securities analysts or investors perceive these results to be negative, it could have a substantial adverse effect on the price of our common stock. Such litigation or proceedings could substantially increase our operating losses and reduce the resources available for development activities or any future sales, marketing or distribution activities.

We may not have sufficient financial or other resources to adequately conduct such litigation or proceedings. Some of our competitors may be able to sustain the costs of such litigation or proceedings more effectively than we can because of their greater financial resources and more mature and developed intellectual property portfolios. Accordingly, despite our efforts, we may not be able to prevent third parties from infringing upon or misappropriating or from successfully challenging our intellectual property rights. Uncertainties resulting from the initiation and continuation of patent litigation or other proceedings could have a material adverse effect on our ability to compete in the marketplace.

***If we fail to comply with our obligations under any license, collaboration or other agreements, we may be required to pay damages and could lose intellectual property rights that are necessary for developing and protecting our product candidates or we could lose certain rights to grant sublicenses.***

Our current license imposes, and any future licenses we enter into are likely to impose, various development, commercialization, funding, milestone, royalty, diligence, sublicensing, insurance, patent prosecution and enforcement and/or other obligations on us. If we breach any of these obligations, or use the intellectual property licensed to us in an unauthorized manner, we may be required to pay damages and the licensor may have the right to terminate the license, which could result in us being unable to develop, manufacture and sell products that are covered by the licensed technology or enable a competitor to gain access to the licensed technology. Moreover, our licensors may own or control intellectual property that has not been licensed to us and, as a result, we may be subject to claims, regardless of their merit, that we are infringing or otherwise violating the licensor's rights. In addition, while we cannot currently determine the amount of the royalty obligations we would be required to pay on sales of future products, if any, the amounts may be significant. The amount of our future royalty obligations will depend on the technology and intellectual property we use in products that we successfully develop and commercialize, if any. Therefore, even if we successfully develop and commercialize products, we may be unable to achieve or maintain profitability.

***If we are unable to protect the confidentiality of our trade secrets, our business and competitive position would be harmed.***

In addition to seeking patent protection for certain aspects of our product candidates, we also consider trade secrets, including confidential and unpatented know-how important to the maintenance of our competitive position. We protect trade secrets and confidential and unpatented know-how, in part, by entering into non-disclosure and confidentiality agreements with parties who have access to such knowledge, such as our employees, corporate collaborators, outside scientific collaborators, CROs, contract manufacturers, consultants, advisors and other third parties. We also enter into confidentiality and invention or patent assignment agreements with our employees and consultants that obligate them to maintain confidentiality and assign their inventions to us.

Despite these efforts, any of these parties may breach the agreements and disclose our proprietary information, including our trade secrets, and we may not be able to obtain adequate remedies for such breaches. Enforcing a claim that a party illegally disclosed or misappropriated a trade secret is difficult, expensive and time-consuming, and the outcome is unpredictable. In addition, some courts in the U.S. and certain foreign jurisdictions are less willing or unwilling to protect trade secrets. If any of our trade secrets were to be lawfully obtained or independently developed by a competitor, we would have no right to prevent them from using that technology or information to compete with us. If any of our trade secrets were to be disclosed to or independently developed by a competitor, our competitive position would be harmed.

***We may be subject to claims that we or our employees or consultants have wrongfully used or disclosed alleged trade secrets of our employees' or consultants' former employers or their clients. These claims may be costly to defend and if we do not successfully do so, we may be required to pay monetary damages and may lose valuable intellectual property rights or personnel.***

Many of our employees were previously employed at universities or biotechnology or biopharmaceutical companies, including our competitors or potential competitors. Although no claims against us are currently pending, we may be subject to claims that these employees or we have inadvertently or otherwise used or disclosed trade secrets or other proprietary information of their former employers. Litigation may be necessary to defend against these claims. If we fail in defending such claims, in addition to paying monetary damages, we may lose valuable intellectual property rights or personnel. A loss of key research personnel or their work product could hamper our ability to commercialize, or prevent us from commercializing, our product candidates, which could severely harm our business. Even if we are successful in defending against these claims, litigation could result in substantial costs and be a distraction to management.

***If our trademarks and trade names are not adequately protected, then we may not be able to build name recognition in our markets of interest and our business may be adversely affected.***

Our trademarks or trade names may be challenged, infringed, circumvented or declared generic or determined to be infringing on other marks. We may not be able to protect our rights to these trademarks and trade names or may be forced to stop using these names, which we need for name recognition by potential partners or customers in our markets of interest. If we are unable to establish name recognition based on our trademarks and trade names, we may not be able to compete effectively and our business may be adversely affected.

#### **Risks Related to Government Regulation**

***Clinical development involves a lengthy and expensive process with an uncertain outcome, and results of earlier studies and trials may not be predictive of future trial results.***

All of our product candidates are in preclinical development and their risk of failure is high. It is impossible to predict when or if any of our product candidates will prove effective and safe in humans or will receive regulatory approval. Before obtaining marketing approval from regulatory authorities for the sale of any product candidate, we must complete preclinical studies and then conduct extensive clinical trials to demonstrate the safety and efficacy of our product candidates in humans. Clinical testing is expensive and can take many years to complete, and its outcome is inherently uncertain. Failure can occur at any time during the development process. The results of preclinical studies and early clinical trials of our product candidates may not be predictive of the results of later-stage clinical trials. Product candidates in later stages of clinical trials may fail to show the desired safety and efficacy traits despite having progressed through preclinical studies and initial clinical trials. A number of companies in the biopharmaceutical industry have suffered significant setbacks in advanced clinical trials due to lack of efficacy or safety profiles, notwithstanding promising results in earlier trials.

We plan to commence a Phase 1 clinical trial of CX-072 for cancer in 2016, and a Phase 1 clinical trial of CX-2009, our PDC candidate directed against CD-166, for cancer in 2017. Commencing these clinical trials is subject to finalizing the trial design and filing an IND or similar filing with the FDA or similar foreign regulatory authority. Even after we file our IND or comparable submissions in other jurisdictions, the FDA or other regulatory authorities could disagree that we have satisfied their requirements to commence our clinical trials or disagree with our study design, which may require us to complete additional preclinical studies or amend our protocols or impose stricter conditions on the commencement of clinical trials.



We may experience delays in completing our preclinical studies and initiating or completing clinical trials of our product candidates. We do not know whether planned preclinical studies and clinical trials will be completed on schedule or at all, or whether planned clinical trials will begin on time, need to be redesigned, enroll patients on time or be completed on schedule, if at all. Our development programs may be delayed for a variety of reasons, including delays related to:

- the FDA or other regulatory authorities requiring us to submit additional data or imposing other requirements before permitting us to initiate a clinical trial;
- obtaining regulatory approval to commence a clinical trial;
- reaching agreement on acceptable terms with prospective CROs and clinical trial sites, the terms of which can be subject to extensive negotiation and may vary significantly among different CROs and clinical trial sites;
- obtaining IRB approval at each clinical trial site;
- recruiting suitable patients to participate in a clinical trial;
- developing and validating the companion diagnostic to be used in a clinical trial;
- having patients complete a clinical trial or return for post-treatment follow-up;
- clinical trial sites deviating from trial protocol or dropping out of a trial;
- adding new clinical trial sites; or
- manufacturing sufficient quantities of our product candidates for use in clinical trials.

Patient enrollment, a significant factor in the timing of clinical trials, is affected by many factors including the size and nature of the patient population, the proximity of patients to clinical sites, the eligibility criteria for the trial, the design of the clinical trial, competing clinical trials and clinicians' and patients' perceptions as to the potential advantages of the product candidate being studied in relation to other available therapies, including any new drugs or therapeutic biologics that may be approved for the indications we are investigating. Furthermore, we expect to rely on our collaborators, CROs and clinical trial sites to ensure the proper and timely conduct of our clinical trials and while we expect to enter into agreements governing their committed activities, we have limited influence over their actual performance.

We could encounter delays if prescribing physicians encounter unresolved ethical issues associated with enrolling patients in clinical trials of our product candidates in lieu of prescribing existing treatments that have established safety and efficacy profiles. Further, a clinical trial may be suspended or terminated by us, our collaborators, the IRBs of the institutions in which such trials are being conducted, the Data Safety Monitoring Board for such trial or by the FDA or other regulatory authorities due to a number of factors, including failure to conduct the clinical trial in accordance with regulatory requirements or our clinical protocols, inspection of the clinical trial operations or trial site by the FDA or other regulatory authorities resulting in the imposition of a clinical hold, unforeseen safety issues or adverse side effects, failure to demonstrate a benefit from using a drug or therapeutic biologic, changes in governmental regulations or administrative actions or lack of adequate funding to continue the clinical trial. If we experience delays in the completion of, or termination of, any clinical trial of our product candidates, the commercial prospects of our product candidates will be harmed, and our ability to generate product revenues from any of these product candidates will be delayed. In addition, any delays in completing our clinical trials will increase our costs, slow down our product development and approval process and jeopardize our ability to commence product sales and generate revenues. Any of these occurrences may materially and adversely affect our business, financial condition, results of operations and prospects. In addition, many of the factors that cause, or lead to, a delay in the commencement or completion of clinical trials may also ultimately lead to the denial of regulatory approval of our product candidates.

***We may be unable to obtain U.S. or foreign regulatory approval and, as a result, unable to commercialize our product candidates.***

Our product candidates are subject to extensive governmental regulations relating to, among other things, research, testing, development, manufacturing, safety, efficacy, approval, recordkeeping, reporting, labeling, storage, packaging, advertising and promotion, pricing, marketing and distribution of drugs and therapeutic biologics. Rigorous preclinical testing and clinical trials and an extensive regulatory approval process are required to be successfully completed in the U.S. and in many foreign jurisdictions before a new drug or therapeutic biologic can be marketed. Satisfaction of these and other regulatory requirements is costly, time consuming, uncertain and subject to unanticipated delays. It is possible that none of the product candidates we may develop will obtain the regulatory approvals necessary for us or our existing or future collaborators to begin selling them.

We have very limited experience in conducting and managing the clinical trials necessary to obtain regulatory approvals, including approval by the FDA. The time required to obtain FDA and other approvals is unpredictable but typically takes many years following the commencement of clinical trials, depending upon the type, complexity and novelty of the product candidate. The standards that the FDA and its foreign counterparts use when regulating us require judgment and can change, which makes it difficult to predict with certainty how they will be applied. Any analysis we perform of data from preclinical and clinical activities is subject to confirmation and interpretation by regulatory authorities, which could delay, limit or prevent regulatory approval. We may also encounter unexpected delays or increased costs due to new government regulations, for example, from future legislation or administrative action, or from changes in FDA policy during the period of product development, clinical trials and FDA regulatory review. It is impossible to predict whether legislative changes will be enacted, or whether FDA or foreign regulations, guidance or interpretations will be changed, or what the impact of such changes, if any, may be.

Because the product candidates we are developing may represent a new class of therapeutic biologics, the FDA and its foreign counterparts have not yet established any definitive policies, practices or guidelines in relation to these product candidates. While we believe the product candidates that we are currently developing are regulated as therapeutic biologics that are subject to requirements for review and approval of a BLA by the FDA's Center for Drug Evaluation and Research ("CDER"), the FDA could decide to regulate them as drugs that are subject to requirements for review and approval of an NDA by CDER or as biological products that are subject to requirements for review and approval of a BLA by the FDA's Center for Biologics Evaluation and Research ("CBER"). The lack of policies, practices or guidelines may hinder or slow review by the FDA of any regulatory filings that we may submit. Moreover, the FDA may respond to these submissions by defining requirements we may not have anticipated. Such responses could lead to significant delays in the clinical development of our product candidates. In addition, because there may be approved treatments for some of the diseases for which we may seek approval, in order to receive regulatory approval, we may need to demonstrate through clinical trials that the product candidates we develop to treat these diseases, if any, are not only safe and effective, but safer or more effective than existing products. Furthermore, in recent years, there has been increased public and political pressure on the FDA with respect to the approval process for new drugs and therapeutic biologics, and the FDA's standards, especially regarding product safety, appear to have become more stringent.

Any delay or failure in obtaining required approvals could have a material and adverse effect on our ability to generate revenues from the particular product candidate for which we are seeking approval. Furthermore, any regulatory approval to market a product may be subject to limitations on the approved uses for which we may market the product or the labeling or other restrictions. In addition, the FDA has the authority to require a REMS plan as part of an NDA or BLA or after approval, which may impose further requirements or restrictions on the distribution or use of an approved drug or biologic, such as limiting prescribing to certain physicians or medical centers that have undergone specialized training, limiting treatment to patients who meet certain safe-use criteria and requiring treated patients to enroll in a registry. These limitations and restrictions may limit the size of the market for the product and affect reimbursement by third-party payors.

We are also subject to numerous foreign regulatory requirements governing, among other things, the conduct of clinical trials, manufacturing and marketing authorization, pricing and third-party reimbursement. The foreign regulatory approval process varies among countries and may include all of the risks associated with FDA approval described above as well as risks attributable to the satisfaction of local regulations in foreign jurisdictions. Moreover, the time required to obtain approval may differ from that required to obtain FDA approval. Approval by the FDA does not ensure approval by regulatory authorities outside the U.S. and vice versa.

*Even if we receive regulatory approval for any of our product candidates, we will be subject to ongoing regulatory obligations and continued regulatory review, which may result in significant additional expense. Additionally, our product candidates, if approved, could be subject to labeling and other restrictions and market withdrawal and we may be subject to penalties if we fail to comply with regulatory requirements or experience unanticipated problems with our products.*

Any regulatory approvals that we or our existing or future collaborators obtain for our product candidates may also be subject to limitations on the approved indicated uses for which a product may be marketed or to the conditions of approval, or contain requirements for potentially costly post-marketing testing, including “Phase 4” clinical trials, and surveillance to monitor the safety and efficacy of the product candidate. In addition, if the FDA or a comparable foreign regulatory authority approves any of our product candidates, the manufacturing processes, labeling, packaging, distribution, adverse event reporting, storage, import, export, advertising, promotion and recordkeeping for the product will be subject to extensive and ongoing regulatory requirements. These requirements include submissions of safety and other post-marketing information and reports, registration, as well as continued compliance with cGMPs and good clinical practices for any clinical trials that we conduct post-approval. Later discovery of previously unknown problems with a product, including adverse events of unanticipated severity or frequency, or with our third-party manufacturers or manufacturing processes, or failure to comply with regulatory requirements, may result in, among other things:

- restrictions on the marketing or manufacturing of the product, withdrawal of the product from the market or voluntary or mandatory product recalls;
- fines, warning letters or holds on clinical trials;
- refusal by the FDA to approve pending applications or supplements to approved applications filed by us or our strategic partners;
- suspension or revocation of product license approvals;
- product seizure or detention or refusal to permit the import or export of products; and
- injunctions or the imposition of civil or criminal penalties.

The FDA’s policies may change and additional government regulations may be enacted that could prevent, limit or delay regulatory approval of our product candidates. We cannot predict the likelihood, nature or extent of government regulation that may arise from future legislation or administrative action, either in the United States or abroad. If we are slow or unable to adapt to changes in existing requirements or the adoption of new requirements or policies, or if we are not able to maintain regulatory compliance, we may lose any marketing approval that we may have obtained and we may not achieve or sustain profitability, which would adversely affect our business.

***Healthcare legislative reform measures may have a material adverse effect on our business and results of operations.***

In the United States, there have been and continue to be a number of legislative initiatives to contain healthcare costs. For example, in March 2010, the ACA, was passed, which substantially changes the way health care is financed by both governmental and private insurers, and significantly impacts the U.S. pharmaceutical industry. The ACA, among other things, subjects therapeutic biologics to potential competition by lower-cost biosimilars, addresses a new methodology by which rebates owed by manufacturers under the Medicaid Drug Rebate Program are calculated for drugs and therapeutic biologics that are inhaled, infused, instilled, implanted or injected, increases the minimum Medicaid rebates owed by manufacturers under the Medicaid Drug Rebate Program and extends the rebate program to individuals enrolled in Medicaid managed care organizations, establishes annual fees and taxes on manufacturers of certain branded prescription drugs and therapeutic biologics, and a new Medicare Part D coverage gap discount program, in which manufacturers must agree to offer 50% point-of-sale discounts off negotiated prices of applicable brand drugs and therapeutic biologics to eligible beneficiaries during their coverage gap period, as a condition for the manufacturer’s outpatient drugs and therapeutic biologics to be covered under Medicare Part D.

In addition, other legislative changes have been proposed and adopted in the United States since the ACA was enacted. On August 2, 2011, the Budget Control Act of 2011 among other things, created measures for spending reductions by Congress. A Joint Select Committee on Deficit Reduction, tasked with recommending a targeted deficit reduction of at least \$1.2 trillion for the years 2013 through 2021, was unable to reach required goals, thereby triggering the legislation’s automatic reduction to several government programs. This includes aggregate reductions of Medicare payments to providers of 2% per fiscal year. These reductions went into effect on April 1, 2013 and, due to subsequent legislative amendments to the statute, will remain in effect through 2024 unless additional Congressional action is taken. On January 2, 2013, the American Taxpayer Relief Act of 2012 was signed into law, which, among other things, further reduced Medicare payments to several types of providers.

Moreover, payment methodologies may be subject to changes in healthcare legislation and regulatory initiatives. For example, the Middle Class Tax Relief and Job Creation Act of 2012 required that the Centers for Medicare & Medicaid Services ("CMS"), the agency responsible for administering the Medicare program, reduce the Medicare clinical laboratory fee schedule by 2% in 2013, which served as a base for 2014 and subsequent years. In addition, effective January 1, 2014, CMS also began bundling the Medicare payments for certain laboratory tests ordered while a patient received services in a hospital outpatient setting. We expect that additional state and federal healthcare reform measures will be adopted in the future, any of which could limit the amounts that federal and state governments will pay for healthcare products and services, which could result in reduced demand for our product candidates or companion diagnostics or additional pricing pressures.

***If we or existing or future collaborators, manufacturers or service providers fail to comply with healthcare laws and regulations, we or they could be subject to enforcement actions, which could affect our ability to develop, market and sell our products and may harm our reputation.***

Although we do not currently have any products on the market, once we begin commercializing our product candidates, we will be subject to additional healthcare statutory and regulatory requirements and enforcement by the federal government and the states and foreign governments in which we conduct our business. Healthcare providers, physicians and third-party payors play a primary role in the recommendation and prescription of any product candidates for which we obtain marketing approval. Our future arrangements with third-party payors and customers may expose us to broadly applicable fraud and abuse and other healthcare laws and regulations that may constrain the business or financial arrangements and relationships through which we market, sell and distribute our product candidates for which we obtain marketing approval. Restrictions under applicable federal and state healthcare laws and regulations, include the following:

- the U.S. federal Anti-Kickback Statute, which prohibits, among other things, persons from knowingly and willfully soliciting, offering, receiving or providing remuneration, directly or indirectly, in cash or in kind to induce or reward either the referral of an individual for, or the purchase, or order or recommendation of, any good or service, for which payment may be made under federal and state healthcare programs such as Medicare and Medicaid. A person or entity does not need to have actual knowledge of the statute or specific intent to violate it in order to have committed a violation;
- the U.S. federal False Claims Act, which imposes criminal and civil penalties, including through civil whistleblower or qui tam actions, against individuals or entities for knowingly presenting, or causing to be presented, to the federal government, claims for payment that are false or fraudulent or making a false statement to avoid, decrease or conceal an obligation to pay money to the federal government. In addition, the government may assert that a claim including items and services resulting from a violation of the federal Anti-Kickback Statute constitutes a false or fraudulent claim for purposes of the False Claims Act;
- HIPAA, which imposes criminal and civil liability for executing a scheme to defraud any healthcare benefit program, or knowingly and willfully falsifying, concealing or covering up a material fact or making any materially false statement in connection with the delivery of or payment for healthcare benefits, items or services; similar to the federal Anti-Kickback Statute, a person or entity does not need to have actual knowledge of the statute or specific intent to violate it in order to have committed a violation;
- HIPAA, as amended by HITECH, which impose obligations on certain covered entity healthcare providers, health plans, and healthcare clearinghouse as well as their business associates that perform certain services involving the use or disclosure of individually identifiable health information, including mandatory contractual terms, with respect to safeguarding the privacy, security, and transmission of individually identifiable health information, and require notification to affected individuals and regulatory authorities of certain breaches of security of individually identifiable health information;
- the federal Open Payments regulations under the National Physician Payment Transparency Program have been issued under the ACA, which require that manufacturers of drugs and therapeutic biologics reimbursable under Medicare, Medicaid, and Children's Health Insurance Programs to report to the Department of Health and Human Services certain consulting fees, travel reimbursements, research grants, and other payments or gifts with values over \$10 made to physicians and teaching hospitals; and
- analogous state laws and regulations, such as state anti-kickback and false claims laws that may apply to sales or marketing arrangements and claims involving healthcare items or services reimbursed by non-governmental third-party payors, including private insurers; and some state laws require pharmaceutical companies to comply with the pharmaceutical industry's voluntary compliance guidelines and the relevant compliance guidance promulgated by the federal government in addition to requiring drug and therapeutic biologics manufacturers to report information related to payments to physicians and other healthcare providers or marketing expenditures, and state laws governing the privacy and security of health information in certain circumstances, many of which differ from each other in significant ways and often are not preempted by HIPAA, thus complicating compliance efforts.

Ensuring that our future business arrangements with third-parties comply with applicable healthcare laws and regulations could involve substantial costs. If our operations are found to be in violation of any such requirements, we may be subject to penalties, including civil or criminal penalties, monetary damages, the curtailment or restructuring of our operations, loss of eligibility to obtain approvals from the FDA, or exclusion from participation in government contracting, healthcare reimbursement or other government programs, including Medicare and Medicaid, any of which could adversely affect our financial results. Although effective compliance programs can mitigate the risk of investigation and prosecution for violations of these laws, these risks cannot be entirely eliminated. Any action against us for an alleged or suspected violation could cause us to incur significant legal expenses and could divert our management's attention from the operation of our business, even if our defense is successful. In addition, achieving and sustaining compliance with applicable laws and regulations may be costly to us in terms of money, time and resources.

If we or future collaborators, manufacturers or service providers fail to comply with applicable federal, state or foreign laws or regulations, we could be subject to enforcement actions, which could affect our ability to develop, market and sell our products successfully and could harm our reputation and lead to reduced acceptance of our products by the market. These enforcement actions include, among others:

- adverse regulatory inspection findings;
- warning letters;
- voluntary or mandatory product recalls or public notification or medical product safety alerts to healthcare professionals;
- restrictions on, or prohibitions against, marketing our products;
- restrictions on, or prohibitions against, importation or exportation of our products;
- suspension of review or refusal to approve pending applications or supplements to approved applications;
- exclusion from participation in government-funded healthcare programs;
- exclusion from eligibility for the award of government contracts for our products;
- suspension or withdrawal of product approvals;
- seizures or administrative detention of products;
- injunctions; and
- civil and criminal penalties and fines.

***If we fail to comply with U.S. and foreign regulatory requirements, regulatory authorities could limit or withdraw any marketing or commercialization approvals we may receive and subject us to other penalties that could materially harm our business.***

Even if we receive marketing and commercialization approval of a product candidate, we will be subject to continuing regulatory requirements, including in relation to adverse patient experiences with the product and clinical results that are reported after a product is made commercially available, both in the U.S. and any foreign jurisdiction in which we seek regulatory approval. The FDA has significant post-market authority, including the authority to require labeling changes based on new safety information and to require post-market studies or clinical trials to evaluate safety risks related to the use of a product or to require withdrawal of the product from the market. The FDA also has the authority to require a REMS plan after approval, which may impose further requirements or restrictions on the distribution or use of an approved drug or therapeutic biologic. The manufacturer and manufacturing facilities we use to make a future product, if any, will also be subject to periodic review and inspection by the FDA and other regulatory agencies, including for continued compliance with cGMP requirements. The discovery of any new or previously unknown problems with our third-party manufacturers, manufacturing processes or facilities may result in restrictions on the product, manufacturer or facility, including withdrawal of the product from the market. If we rely on third-party manufacturers, we will not have control over compliance with applicable rules and regulations by such manufacturers. Any product promotion and advertising will also be subject to regulatory requirements and continuing regulatory review. If we or our existing or future collaborators, manufacturers or service providers fail to comply with applicable continuing regulatory requirements in the U.S. or foreign jurisdictions in which we seek to market our products, we or they may be subject to, among other things, fines, warning letters, holds on clinical trials, delay of approval or refusal by the FDA to approve pending applications or supplements to approved applications, suspension or withdrawal of regulatory approval, product recalls and seizures, administrative detention of products, refusal to permit the import or export of products, operating restrictions, injunction, civil penalties and criminal prosecution.

***Even if we are able to commercialize any product candidate, such product candidate may become subject to unfavorable pricing regulations or third-party coverage and reimbursement policies, which would harm our business.***

The regulations that govern regulatory approvals, pricing and reimbursement for new drugs and therapeutic biologics vary widely from country to country. Some countries require approval of the sale price of a drug or therapeutic biologic before it can be marketed. In many countries, the pricing review period begins after marketing approval is granted. In some foreign markets, prescription biopharmaceutical pricing remains subject to continuing governmental control even after initial approval is granted. As a result, we might obtain regulatory approval for a product in a particular country, but then be subject to price regulations that delay our commercial launch of the product, possibly for lengthy time periods and negatively impact the revenues we are able to generate from the sale of the product in that country. Adverse pricing limitations may hinder our ability to recoup our investment in one or more product candidates, even if our product candidates obtain regulatory approval.

Our ability to commercialize any products successfully also will depend in part on the extent to which reimbursement for these products and related treatments will be available from government authorities, private health insurers and other organizations. Even if we succeed in bringing one or more products to the market, these products may not be considered cost-effective, and the amount reimbursed for any products may be insufficient to allow us to sell our products on a competitive basis. Because our programs are in the early stages of development, we are unable at this time to determine their cost effectiveness or the likely level or method of reimbursement. Increasingly, the third-party payors who reimburse patients or healthcare providers, such as government and private insurance plans, are requiring that drug companies provide them with predetermined discounts from list prices, and are seeking to reduce the prices charged or the amounts reimbursed for biopharmaceutical products. If the price we are able to charge for any products we develop, or the reimbursement provided for such products, is inadequate in light of our development and other costs, our return on investment could be adversely affected. There may be significant delays in obtaining reimbursement for newly-approved drugs or therapeutic biologics, and coverage may be more limited than the purposes for which the drug or therapeutic biologic is approved by the FDA or similar regulatory authorities outside of the United States. Moreover, eligibility for reimbursement does not imply that any drug or therapeutic biologic will be reimbursed in all cases or at a rate that covers our costs, including research, development, manufacture, sale and distribution. Interim reimbursement levels for new drugs or therapeutic biologics, if applicable, may also not be sufficient to cover our costs and may not be made permanent. Reimbursement rates may be based on payments allowed for lower-cost drugs or therapeutic biologics that are already reimbursed, may be incorporated into existing payments for other services and may reflect budgetary constraints or imperfections in Medicare data. Net prices for drugs or therapeutic biologics may be reduced by mandatory discounts or rebates required by government healthcare programs or private payors and by any future relaxation of laws that presently restrict imports of drugs or therapeutic biologics from countries where they may be sold at lower prices than in the U.S. Third-party payors often rely upon Medicare coverage policy and payment limitations in setting their own reimbursement rates. Our inability to promptly obtain coverage and adequate reimbursement rates from both government-funded and private payors for new drugs or therapeutic biologics that we develop and for which we obtain regulatory approval could have a material and adverse effect on our operating results, our ability to raise capital needed to commercialize products and our financial condition.

***Our ability to obtain services, reimbursement or funding from the federal government may be impacted by possible reductions in federal spending.***

U.S. federal government agencies currently face potentially significant spending reductions. Under the Budget Control Act of 2011, the failure of Congress to enact deficit reduction measures of at least \$1.2 trillion for the years 2013 through 2021 triggered automatic cuts to most federal programs. These cuts include aggregate reductions to Medicare payments to providers of up to two percent per fiscal year, which started in April 2013, and, due to subsequent legislative amendments, will stay in effect through 2024 unless additional legislative action is taken. The American Taxpayer Relief Act of 2012, which was enacted on January 1, 2013, also reduced Medicare payments to several providers, including hospitals, imaging centers and cancer treatment centers, and increased the statute of limitations period for the government to recover overpayments to providers from three to five years. The full impact on our business, financial condition, results of operations and prospects of these cuts is uncertain. If federal spending is further reduced, anticipated budgetary shortfalls may also impact the ability of relevant agencies, such as the FDA or the National Institutes of Health to continue to function at current levels. Amounts allocated to federal grants and contracts may be reduced or eliminated. These reductions may also impact the ability of relevant agencies to timely review and approve research and development, manufacturing, and marketing activities, which may delay our ability to develop, market and sell any products we may develop.

***If any of our product candidates receives marketing approval and we or others later identify undesirable side effects caused by the product candidate, our ability to market and derive revenue from the product candidates could be compromised.***

Undesirable side effects caused by our product candidates could cause regulatory authorities to interrupt, delay or halt clinical trials and could result in a more restrictive label or the delay or denial of regulatory approval by the FDA or other regulatory authorities. While we have not yet initiated clinical trials for any of our product candidates, it is likely that there may be side effects associated with their use. Results of our trials could reveal a high and unacceptable severity and prevalence of these or other side effects. In such an event, our trials could be suspended or terminated and the FDA or comparable foreign regulatory authorities could order us to cease further development of or deny approval of our product candidates for any or all targeted indications. Such side effects could also affect patient recruitment or the ability of enrolled patients to complete the trial or result in potential product liability claims. Any of these occurrences may materially and adversely affect our business, financial condition, results of operations and prospects. Further, clinical trials by their nature utilize a sample of the potential patient population. With a limited number of patients and limited duration of exposure, rare and severe side effects of our product candidates may only be uncovered with a significantly larger number of patients exposed to the product candidate.

In the event that any of our product candidates receives regulatory approval and we or others identify undesirable side effects caused by one of our products, any of the following adverse events could occur, which could result in the loss of significant revenue to us and materially and adversely affect our results of operations and business:

- regulatory authorities may withdraw their approval of the product or seize the product;
- we may be required to recall the product or change the way the product is administered to patients;
- additional restrictions may be imposed on the marketing of the particular product or the manufacturing processes for the product or any component thereof;
- we may be subject to fines, injunctions or the imposition of civil or criminal penalties;
- regulatory authorities may require the addition of labeling statements, such as a “black box” warning or a contraindication;
- we may be required to create a Medication Guide outlining the risks of such side effects for distribution to patients;
- we could be sued and held liable for harm caused to patients;
- the product may become less competitive; and
- our reputation may suffer.

***A Breakthrough Therapy Designation by the FDA for our product candidates may not lead to a faster development or regulatory review or approval process, and it does not increase the likelihood that our product candidates will receive marketing approval.***

We may seek a Breakthrough Therapy Designation for some of our product candidates. A breakthrough therapy is defined as a product that is intended, alone or in combination with one or more other products, to treat a serious or life-threatening disease or condition, and preliminary clinical evidence indicates that the product may demonstrate substantial improvement over existing therapies on one or more clinically significant endpoints, such as substantial treatment effects observed early in clinical development. For products that have been designated as breakthrough therapies, interaction and communication between the FDA and the sponsor of the trial can help to identify the most efficient path for clinical development while minimizing the number of patients placed in ineffective control regimens. Products designated as breakthrough therapies by the FDA can also be eligible for accelerated approval.

Designation as a breakthrough therapy is within the discretion of the FDA. Accordingly, even if we believe one of our product candidates meets the criteria for designation as a breakthrough therapy, the FDA may disagree and instead determine not to make such designation. In any event, the receipt of a Breakthrough Therapy Designation for a product candidate may not result in a faster development process, review or approval compared to products considered for approval under conventional FDA procedures and does not assure ultimate approval by the FDA. In addition, even if one or more of our product candidates qualify as breakthrough therapies, the FDA may later decide that the products no longer meet the conditions for qualification and rescind the breakthrough designation.

***A Fast Track Designation by the FDA may not actually lead to a faster development or regulatory review or approval process.***

We may seek Fast Track Designation for some of our product candidates. If a product is intended for the treatment of a serious or life-threatening condition and the product demonstrates the potential to address unmet medical needs for this condition, the product sponsor may apply for Fast Track Designation. The FDA has broad discretion whether or not to grant this designation, so even if we believe a particular product candidate is eligible for this designation, we cannot assure you that the FDA would decide to grant it. Even if we do receive Fast Track Designation, we may not experience a faster development process, review or approval compared to conventional FDA procedures. The FDA may withdraw Fast Track Designation if it believes that the designation is no longer supported by data from our clinical development program.

***We may seek Orphan Drug Designation for some of our product candidates, and we may be unsuccessful or may be unable to maintain the benefits associated with Orphan Drug Designation, including the potential for market exclusivity.***

As part of our business strategy, we may seek Orphan Drug Designation for our product candidates, and we may be unsuccessful. Regulatory authorities in some jurisdictions, including the United States and Europe, may designate drugs and therapeutic biologics for relatively small patient populations as orphan drugs. Under the Orphan Drug Act, the FDA may designate a drug or therapeutic biologic as an orphan drug if it is a drug or therapeutic biologic intended to treat a rare disease or condition, which is generally defined as a patient population of fewer than 200,000 individuals annually in the United States, or a patient population greater than 200,000 in the United States where there is no reasonable expectation that the cost of developing the drug or therapeutic biologic will be recovered from sales in the United States. In the United States, Orphan Drug Designation entitles a party to financial incentives such as opportunities for grant funding toward clinical trial costs, tax advantages and user-fee waivers. In addition, if a product that has Orphan Drug Designation subsequently receives the first FDA approval for the disease for which it has such designation, the product is entitled to orphan drug exclusivity, which means that the FDA may not approve any other applications, including a full NDA or BLA, to market the same product for the same indication for seven years, except in limited circumstances, such as a showing of clinical superiority to the product with orphan drug exclusivity or where the manufacturer is unable to assure sufficient product quantity.

Even if we obtain Orphan Drug Designation for our product candidates in specific indications, we may not be the first to obtain marketing approval of these product candidates for the orphan-designated indication due to the uncertainties associated with developing pharmaceutical products. In addition, exclusive marketing rights in the United States may be limited if we seek approval for an indication broader than the orphan-designated indication or may be lost if the FDA later determines that the request for designation was materially defective or if the manufacturer is unable to assure sufficient quantities of the product to meet the needs of patients with the rare disease or condition. Further, even if we obtain orphan drug exclusivity for a product, that exclusivity may not effectively protect the product from competition because different drugs or therapeutic biologics with different active moieties can be approved for the same condition. Even after an orphan product is approved, the FDA can subsequently approve the same drug or therapeutic biologic with the same active moiety for the same condition if the FDA concludes that the later drug or therapeutic biologic is safer, more effective or makes a major contribution to patient care. Orphan Drug Designation neither shortens the development time or regulatory review time of a drug or therapeutic biologic nor gives the drug or therapeutic biologic any advantage in the regulatory review or approval process. In addition, while we may seek Orphan Drug Designation for our product candidates, we may never receive such designations.

**Risks Related to Ownership of Our Common Stock**

***Our quarterly operating results may fluctuate significantly or may fall below the expectations of investors or securities analysts, each of which may cause our stock price to fluctuate or decline.***

We expect our operating results to be subject to quarterly fluctuations. Our net loss and other operating results will be affected by numerous factors, including:

- variations in the level of expense related to the ongoing development of our Probody platform, our product candidates or future development programs;
- results of clinical trials, or the addition or termination of clinical trials or funding support by us, or existing or future collaborators or licensing partners;
- our execution of any additional collaboration, licensing or similar arrangements, and the timing of payments we may make or receive under existing or future arrangements or the termination or modification of any such existing or future arrangements;
- any intellectual property infringement lawsuit or opposition, interference or cancellation proceeding in which we may become involved;



- additions and departures of key personnel;
- strategic decisions by us or our competitors, such as acquisitions, divestitures, spin-offs, joint ventures, strategic investments or changes in business strategy;
- if any of our product candidates receives regulatory approval, the terms of such approval and market acceptance and demand for such product candidates;
- regulatory developments affecting our product candidates or those of our competitors; and
- changes in general market and economic conditions.

If our quarterly operating results fall below the expectations of investors or securities analysts, the price of our common stock could decline substantially. Furthermore, any quarterly fluctuations in our operating results may, in turn, cause the price of our stock to fluctuate substantially. We believe that quarterly comparisons of our financial results are not necessarily meaningful and should not be relied upon as an indication of our future performance.

***Our stock price may be volatile and purchasers of our common stock could incur substantial losses.***

Our stock price is volatile. From October 8, 2015, the first day of trading our common stock, through March 2, 2016, our stock had high and low closing sales prices in the range of \$24.68 and \$9.01 per share. The market price for our common stock may be influenced by many factors, including the other risks described in this section titled “Risk Factors” and the following:

- results of preclinical and clinical studies of our product candidates, or those of our competitors or our existing or future collaborators;
- regulatory or legal developments in the U.S. and other countries, especially changes in laws or regulations applicable to our products;
- the success of competitive products or technologies;
- introductions and announcements of new products by us, our future commercialization partners, or our competitors, and the timing of these introductions or announcements;
- actions taken by regulatory agencies with respect to our products, clinical studies, manufacturing process or sales and marketing terms;
- actual or anticipated variations in our financial results or those of companies that are perceived to be similar to us;
- the success of our efforts to acquire or in-license additional technologies, products or product candidates;
- developments concerning any future collaborations, including but not limited to those with our sources of manufacturing supply and our commercialization partners;
- market conditions in the pharmaceutical and biotechnology sectors;
- announcements by us or our competitors of significant acquisitions, strategic collaborations, joint ventures or capital commitments;
- developments or disputes concerning patents or other proprietary rights, including patents, litigation matters and our ability to obtain patent protection for our products;
- our ability or inability to raise additional capital and the terms on which we raise it;
- the recruitment or departure of key personnel;
- changes in the structure of healthcare payment systems;
- actual or anticipated changes in earnings estimates or changes in stock market analyst recommendations regarding our common stock, other comparable companies or our industry generally;
- our failure or the failure of our competitors to meet analysts’ projections or guidance that we or our competitors may give to the market;
- fluctuations in the valuation of companies perceived by investors to be comparable to us;
- announcement and expectation of additional financing efforts;
- speculation in the press or investment community;

- trading volume of our common stock;
- sales of our common stock by us or our stockholders;
- the concentrated ownership of our common stock;
- changes in accounting principles;
- terrorist acts, acts of war or periods of widespread civil unrest;
- natural disasters and other calamities; and
- general economic, industry and market conditions.

In addition, the stock markets in general, and the markets for pharmaceutical, biopharmaceutical and biotechnology stocks in particular, have experienced extreme volatility that has been often unrelated to the operating performance of the issuer. These broad market and industry factors may seriously harm the market price of our common stock, regardless of our operating performance.

***The future issuance of equity or of debt securities that are convertible into equity will dilute our share capital.***

We may choose to raise additional capital in the future, depending on market conditions, strategic considerations and operational requirements. To the extent that additional capital is raised through the issuance of shares or other securities convertible into shares, our stockholders will be diluted. Future issuances of our common stock or other equity securities, or the perception that such sales may occur, could adversely affect the trading price of our common stock and impair our ability to raise capital through future offerings of shares or equity securities. No prediction can be made as to the effect, if any, that future sales of common stock or the availability of common stock for future sales will have on the trading price of our common stock.

***The employment agreements with our executive officers may require us to pay severance benefits to officers in connection with termination of employment or upon a change of control of us, which could harm our financial condition.***

Each of our executive officers, is entitled to receive a lump sum payment equal to six months or one year of his or her base salary as well as continued medical and dental coverage for a period of six months or one year following his or her termination of employment due to good reason or without cause. In the event of a change in control and a termination of employment without cause or due to good reason, each of our executive officers would similarly receive nine months or one year of his or her base salary as well as continued medical and dental coverage for a period of nine months or one year, as well as an additional lump sum payment equal to three-fourths or 100% of his or her target annual bonus for the calendar year in which his or her employment is terminated and full vesting of his or her outstanding option awards. The accelerated vesting of options could result in dilution to our existing stockholders and harm the market price of our common stock. Furthermore, the payment of these severance benefits could harm our financial condition. In addition, these potential severance payments may discourage or prevent third parties from seeking a business combination with us.

***If securities or industry analysts do not publish research or reports about our business, or if they issue adverse or misleading opinions regarding our stock, our stock price and trading volume could decline.***

The trading market for our common stock will be influenced by the research and reports that industry or securities analysts publish about us or our business. If any of the analysts who cover us issue an adverse or misleading opinion regarding us, our business model, our intellectual property or our stock performance, or if our target studies and operating results fail to meet the expectations of analysts, our stock price would likely decline. If one or more of these analysts cease coverage of us or fail to publish reports on us regularly, we could lose visibility in the financial markets, which in turn could cause our stock price or trading volume to decline.

***We are an “emerging growth company” and we cannot be certain if the reduced reporting requirements applicable to emerging growth companies will make our common stock less attractive to investors.***

We are an “emerging growth company” as defined in the JOBS Act. For as long as we continue to be an emerging growth company, we may take advantage of exemptions from various reporting requirements that are applicable to other public companies that are not emerging growth companies, including (1) not being required to comply with the auditor attestation requirements of Section 404 of the Sarbanes-Oxley Act of 2002 (“Sarbanes-Oxley Act”), (2) reduced disclosure obligations regarding executive compensation in our periodic reports and proxy statements and (3) exemptions from the requirements of holding a nonbinding advisory vote on executive compensation and stockholder approval of any golden parachute payments not previously approved. We could be an emerging growth company for up to five years following the consummation of the IPO, although circumstances could cause us to lose that status earlier, including if we are deemed to be a “large accelerated filer,” which occurs when the market value of our common stock that is held by non-affiliates exceeds \$700 million as of the prior June 30, or if we have total annual gross revenue of \$1.0 billion or more during any fiscal year before that time, in which cases we would no longer be an emerging growth company as of the following December 31, or if we issue more than \$1.0 billion in non-convertible debt during any three-year period before that time, in which case we would no longer be an emerging growth company immediately. Even after we no longer qualify as an emerging growth company, we may still qualify as a “smaller reporting company” which would allow us to take advantage of many of the same exemptions from disclosure requirements including not being required to comply with the auditor attestation requirements of Section 404 of the Sarbanes-Oxley Act and reduced disclosure obligations regarding executive compensation in our periodic reports and proxy statements. We cannot predict if investors will find our common stock less attractive because we may rely on these exemptions. If some investors find our common stock less attractive as a result, there may be a less active trading market for our common stock and our share price may be more volatile.

Under the JOBS Act, emerging growth companies can also delay adopting new or revised accounting standards until such time as those standards apply to private companies. We have irrevocably elected not to avail ourselves of this exemption from new or revised accounting standards and, therefore, will be subject to the same new or revised accounting standards as other public companies that are not emerging growth companies.

***Anti-takeover provisions in our charter documents and under Delaware law could make an acquisition of us, which may be beneficial to our stockholders, more difficult and may prevent attempts by our stockholders to replace or remove our current management.***

Provisions in our amended and restated certificate of incorporation and our amended and restated bylaws may delay or prevent an acquisition of us or a change in our management. In addition, these provisions may frustrate or prevent any attempts by our stockholders to replace or remove our current management by making it more difficult for stockholders to replace members of our board of directors. Because our board of directors is responsible for appointing the members of our management team, these provisions could in turn affect any attempt by our stockholders to replace current members of our management team. These provisions include:

- a prohibition on actions by our stockholders by written consent;
- a requirement that special meetings of stockholders, which our company is not obligated to call more than once per calendar year, be called only by the chairman of our board of directors, our chief executive officer, our board of directors pursuant to a resolution adopted by a majority of the total number of authorized directors, or, subject to certain conditions, by our secretary at the request of the stockholders holding of record, in the aggregate, shares entitled to cast not less than ten percent of the votes at a meeting of the stockholders (assuming all shares entitled to vote at such meeting were present and voted);
- advance notice requirements for election to our board of directors and for proposing matters that can be acted upon at stockholder meetings;
- division of our board of directors into three classes, serving staggered terms of three years each; and
- the authority of the board of directors to issue preferred stock with such terms as the board of directors may determine.

Moreover, because we are incorporated in Delaware, we are governed by the provisions of Section 203 of the Delaware General Corporation Law, as amended, which prohibits a person who owns in excess of 15 percent of our outstanding voting stock from merging or combining with us for a period of three years after the date of the transaction in which the person acquired in excess of 15 percent of our outstanding voting stock, unless the merger or combination is approved in a prescribed manner. These provisions would apply even if the proposed merger or acquisition could be considered beneficial by some stockholders.

***We incur increased costs as a result of operating as a public company, and our management is required to devote substantial time to new compliance initiatives and corporate governance practices.***

As a public company, and particularly after we are no longer an emerging growth company, we incur significant legal, accounting and other expenses that we did not incur as a private company. The Sarbanes-Oxley Act, the Dodd-Frank Wall Street Reform and Consumer Protection Act, the listing requirements of The NASDAQ Global Select Market and other applicable securities rules and regulations impose various requirements on public companies, including establishment and maintenance of effective disclosure and financial controls and corporate governance practices. Our management and other personnel need to devote a substantial amount of time to these compliance initiatives. Moreover, these rules and regulations increase our legal and financial compliance costs and make some activities more time-consuming and costly. For example, we expect that these rules and regulations may make it more difficult and more expensive for us to obtain director and officer liability insurance, which in turn could make it more difficult for us to attract and retain qualified members of our board of directors. However, these rules and regulations are often subject to varying interpretations, in many cases due to their lack of specificity, and, as a result, their application in practice may evolve over time as new guidance is provided by regulatory and governing bodies. This could result in continuing uncertainty regarding compliance matters and higher costs necessitated by ongoing revisions to disclosure and governance practices.

We are not currently required to comply with the rules of the SEC that implement Section 404, and are therefore not required to make a formal assessment of the effectiveness of our internal control over financial reporting for that purpose. Pursuant to Section 404, we will be required to furnish a report by our management on our internal control over financial reporting. However, while we remain an emerging growth company, we will not be required to include an attestation report on internal control over financial reporting issued by our independent registered public accounting firm. To achieve compliance with Section 404 within the prescribed period, we will be engaged in a process to document and evaluate our internal control over financial reporting, which is both costly and challenging. In this regard, we will need to continue to dedicate internal resources, potentially engage outside consultants and adopt a detailed work plan to assess and document the adequacy of internal control over financial reporting, continue steps to improve control processes as appropriate, validate -through testing that controls are functioning as documented and implement a continuous reporting and improvement process for internal control over financial reporting. Despite our efforts, there is a risk that we will not be able to conclude, within the prescribed timeframe or at all, that our internal control over financial reporting is effective as required by Section 404. If we identify one or more material weaknesses, it could result in an adverse reaction in the financial markets due to a loss of confidence in the reliability of our financial statements. In addition, if we are not able to continue to meet these requirements, we may not be able to remain listed on The NASDAQ Global Select Market.

***Because we do not anticipate paying any cash dividends on our capital stock in the foreseeable future, capital appreciation, if any, will be your sole source of gain.***

We have never declared or paid cash dividends on our capital stock. We currently intend to retain all of our future earnings, if any, to finance the growth and development of our business. As a result, capital appreciation, if any, of our common stock will be your sole source of gain for the foreseeable future.

***We may incur significant costs from class action litigation due to our expected stock volatility.***

Our stock price may fluctuate for many reasons, including as a result of public announcements regarding the progress of our development efforts or the development efforts of future collaborators or competitors, the addition or departure of our key personnel, variations in our quarterly operating results and changes in market valuations of biopharmaceutical and biotechnology companies.

This risk is especially relevant to us because biopharmaceutical and biotechnology companies have experienced significant stock price volatility in recent years. When the market price of a stock has been volatile as our stock price may be, holders of that stock have occasionally brought securities class action litigation against the company that issued the stock. If any of our stockholders were to bring a lawsuit of this type against us, even if the lawsuit is without merit, we could incur substantial costs defending the lawsuit. The lawsuit could also divert the time and attention of our management.

*Our amended and restated bylaws designate the Court of Chancery of the State of Delaware as the sole and exclusive forum for certain types of actions and proceedings that may be initiated by our stockholders, which could limit our stockholders' ability to obtain a favorable judicial forum for disputes with us or our directors, officers or employees.*

Our amended and restated bylaws provide that, subject to limited exceptions, the Court of Chancery of the State of Delaware will be the sole and exclusive forum for any derivative action or proceeding brought on our behalf, any action asserting a claim of breach of a fiduciary duty owed by any of our directors, officers or other employees to us or our stockholders, any action asserting a claim against us arising pursuant to any provision of the Delaware General Corporation Law, as amended, our amended and restated certificate of incorporation or our amended and restated bylaws, any action to interpret, apply, enforce or determine the validity of our amended and restated certificate of incorporation or our amended and restated bylaws or any other action asserting a claim against us that is governed by the internal affairs doctrine. Any person or entity purchasing or otherwise acquiring any interest in shares of our capital stock shall be deemed to have notice of and to have consented to the provisions of our amended and restated certificate of incorporation described above. This choice of forum provision may limit a stockholder's ability to bring a claim in a judicial forum that it finds favorable for disputes with us or our directors, officers or other employees, which may discourage such lawsuits against us and our directors, officers and employees. Alternatively, if a court were to find these provisions of our amended and restated certificate of incorporation inapplicable to, or unenforceable in respect of, one or more of the specified types of actions or proceedings, we may incur additional costs associated with resolving such matters in other jurisdictions, which could adversely affect our business and financial condition.

**Item 1B.        *Unresolved Staff Comments***

None

**Item 2.        *Properties***

Our headquarters are located in South San Francisco, California, where we occupy office space under a lease that will expire in January 2019. We entered into a new lease in December 2015 under a long-term operating lease which expires in 2026. We plan to move into the new facility in November 2016. In March 2016, we entered into an agreement to terminate the current lease ("Lease Termination") with our current landlord. The Lease Termination provides for early termination of the current lease effective on November 30, 2016. We are not required to pay the landlord a termination payment in connection with the early termination of the lease.

**Item 3.        *Legal Proceedings***

We are not currently a party to any material litigation or legal proceedings.

**Item 4.        *Mine Safety Disclosures***

Not applicable.

## PART II

### Item 5. *Market for Registrant's Common Equity, Related Stockholder Matters, and Issuer Purchases of Equity Securities*

#### **Market Information for Common Stock**

Our common stock has been listed on The NASDAQ Global Select Market under the symbol "CTMX" since October 8, 2015. Prior to that there was no public trading market for our common stock. As a result, we have not set forth information with respect to the high and low prices of our common stock for any full fiscal quarter within the two most recent fiscal years. The high and low closing sales price of our common stock for the period from October 8, 2015 to December 31, 2015 was \$24.68 and \$9.01, respectively.

On March 2, 2016, the closing sale price of our common stock was \$14.27.

#### **Holders of Record**

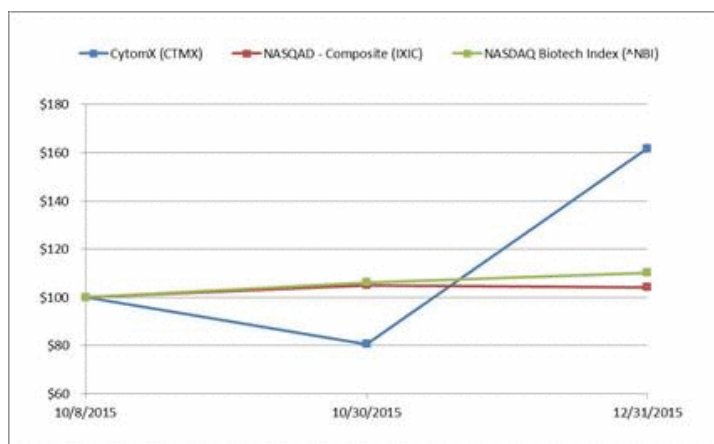
As of March 2, 2016, there were approximately 75 stockholders of record of our common stock. The actual number of stockholders is greater than this number of record holders, and includes stockholders who are beneficial owners, but whose shares are held in street name by brokers and other nominees. This number of holders of record also does not include stockholders whose shares may be held in trust by other entities.

#### **Dividend Policy**

We currently intend to retain future earnings, if any, for use in operation of our business and to fund future growth. We have never declared or paid any cash dividends on our capital stock and do not anticipate paying any cash dividends in the foreseeable future. Payment of cash dividends, if any, in the future will be at the discretion of our board of directors and will depend on then-existing conditions, including our financial condition, operating results, contractual restrictions, capital requirements, business prospects and other factors our board of directors may deem relevant.

## Stock Performance Graph

The following graph shows the total stockholder's return on an investment of \$100 in cash at market close on October 8, 2015 (the first day of trading of our common stock), through December 31, 2015 for (i) our common stock, (ii) the NASDAQ Composite Index and (iii) the NASDAQ Biotechnology Index. Pursuant to applicable Securities and Exchange Commission rules, all values assume reinvestment of the full amount of all dividends, however, no dividends have been declared on our common stock to date. The stockholder return shown on the graph below is not necessarily indicative of future performance, and we do not make or endorse any predictions as to future stockholder return. This graph shall not be deemed "soliciting material" or be deemed "filed" for purposes of Section 18 of the Securities Exchange Act of 1934 as amended (the "Exchange Act"), or otherwise subject to the liabilities under that Section, and shall not be deemed to be incorporated by reference into any of our filings under the Securities Act of 1933, as amended (the "Securities Act"), whether made before or after the date hereof and irrespective of any general incorporation language in any such filing.



\$100 investment in stock or index	October 8, 2015	October 30, 2015	December 31, 2015
CytomX (CTMX)	\$ 100.00	\$ 80.62	\$ 161.78
NASDAQ Composite Index (IXIC)	\$ 100.00	\$ 105.05	\$ 104.09
NASDAQ Biotech Index (^NBI)	\$ 100.00	\$ 106.19	\$ 110.25

## Securities Authorized for Issuance Under Equity Compensation Plans

The information required by this Item regarding equity compensation plans is incorporated by reference to the information set forth in PART III Item 12 of this Annual Report on Form 10-K.

## Use of Proceeds from Registered Securities

On October 14, 2015, we consummated our IPO and sold 7,666,667 shares of common stock, including the sale of 1,000,000 shares of common stock to the underwriters upon full exercise of their over-allotment option at an initial offering price of \$12.00 per share for aggregate proceeds of \$92.0 million before deducting underwriting discounts and commissions and offering expenses paid by us. The offer and sale of all of the shares in the IPO were registered under the Securities Act pursuant to a registration statement on Form S-1 (File No. 333-206658), which was declared effective by the SEC on October 7, 2015. No additional shares were registered. The joint book-running managers for the IPO were Merrill Lynch, Pierce, Fenner and Smith Incorporated, Jefferies LLC and Cowen and Company, LLC. Oppenheimer & Co. Inc. served as manager for the IPO. Shares of our common stock began trading on The NASDAQ Global Select Market on October 8, 2015. On October 14, 2015, following the sale of 7,666,667 shares of our common stock, our initial public offering ended.

We received net proceeds from the IPO of approximately \$81.8 million, after deducting underwriting discounts and commissions of \$6.4 million and offering expenses of approximately \$3.8 million. None of the expenses associated with the IPO were paid to directors, officers, persons owning 10% or more of any class of equity securities, or to their associates, or to our affiliates.

There has been no material change in the planned use of proceeds from our IPO as described in the final Prospectus dated as of October 7, 2015 and filed with the SEC pursuant to Rule 424(b) under the Securities Act on October 8, 2015.

### Recent Sales of Unregistered Equity Securities

The following sets forth information regarding all securities sold or granted by us during the fiscal year ended December 31, 2015, which were not registered under the Securities Act and the consideration, if any, received by us for such securities.

We effected a one-for-62.997 reverse stock split upon the filing of an amended and restated certificate of incorporation with the Secretary of State of the State of Delaware on October 2, 2015. The numbers of securities and the purchase price or exercise price per share set forth below have been adjusted for the effect of the reverse stock split.

Immediately prior to the consummation of the IPO on October 14, 2015, all of then-outstanding 27,135,453 shares of our preferred stock were converted into shares of our common stock on a one-for-one basis and all of the then-outstanding warrants to purchase our preferred stock became exercisable to purchase shares of our common stock.

- (a) On February 11, 2015, we issued and sold to one accredited investor 282,633 shares of our Series C redeemable convertible preferred stock at a purchase price of \$5.309387 per share for a total consideration of \$1,500,607.98 in cash.
- (b) On May 20, 2015, we issued and sold to one accredited investor 659,209 shares of our Series C redeemable convertible preferred stock at a purchase price of \$5.309387 per share for a total consideration of \$3,499,995.69 in cash.
- (c) On June 12, 2015, we issued and sold to 32 accredited investors an aggregate of 6,741,485 shares of our Series D redeemable convertible preferred stock at a purchase price of \$9.345101 per share for an aggregate consideration of \$62,999,858.21 in cash.
- (d) On June 22, 2015, we issued and sold to one accredited investor 749,055 shares of our Series D redeemable convertible preferred stock at a purchase price of \$9.345101 per share for a total consideration of \$6,999,994.63 in cash.
- (e) During 2015, we granted stock options to purchase an aggregate of 3,293,274 shares of our common stock with exercise prices of \$1.5749, \$4.4728, \$6.6147 and \$12.00 per share to our employees, directors and consultants pursuant to our 2011 Stock Incentive Plan, as amended, and our 2015 Equity Incentive Plan. During 2015, we issued an aggregate of 165,012 shares of our common stock upon exercise of stock options for aggregate cash consideration of \$203,144.16.

We deemed the offers, sales and issuances of the securities described in paragraphs (a) through (d) above to be exempt from registration under the Securities Act, in reliance on Section 4(a)(2) of the Securities Act, including Regulation D and Rule 506 promulgated thereunder, relative to transactions by an issuer not involving a public offering. All purchasers of securities in transactions exempt from registration pursuant to Regulation D represented to us that they were accredited investors and were acquiring the shares for investment purposes only and not with a view to, or for sale in connection with, any distribution thereof and that they could bear the risks of the investment and could hold the securities for an indefinite period of time. The purchasers received written disclosures that the securities had not been registered under the Securities Act and that any resale must be made pursuant to a registration statement or an available exemption from such registration.

We deemed the grants of stock options and issuances of common stock described in paragraph (e) above, except to the extent described above as exempt pursuant to Section 4(a)(2) of the Securities Act, to be exempt from registration under the Securities Act in reliance on Rule 701 of the Securities Act as offers and sales of securities under compensatory benefit plans and contracts relating to compensation in compliance with Rule 701. Each of the recipients of securities in any transaction exempt from registration either received or had adequate access, through employment, business or other relationships, to information about us.

All of the foregoing securities are deemed restricted securities for purposes of the Securities Act. The certificates representing the securities issued in the transactions described above included appropriate legends setting forth that the securities had not been offered or sold pursuant to a registration statement and describing the applicable restrictions on transfer of the securities. There were no underwriters employed in connection with any of the transactions set forth above.

### Issuer Purchases of Equity Securities

We did not repurchase any of our equity securities during the fourth quarter of the fiscal year ended December 31, 2015.



**Item 6. Selected Financial Data**

You should read the following selected financial data together with the information under “Item 7. Management’s Discussion and Analysis of Financial Condition and Results of Operations” and our financial statements and related notes included in this Form 10-K. The statement of operations data for each of the years ended December 31, 2015, 2014 and 2013 and the balance sheet data as of December 31, 2015 and 2014 are derived from our audited financial statements included elsewhere in this Form 10-K. The selected balance sheet data as of December 31, 2013 are derived from our audited financial statements which are not included in this Annual Report on Form 10-K. Our historical results of any prior periods are not necessary indicative of results to be expected in any future period.

**Statement of Operations Data:**

	Year Ended December 31,		
	2015	2014	2013
Revenues:	\$ 7,712	\$ 5,077	\$ 888
Operating expenses:			
Research and development	28,357	28,302	10,890
General and administrative	12,558	6,540	4,954
Total operating expenses	40,915	34,842	15,844
Loss from operations	(33,203)	(29,765)	(14,956)
Interest income	1,315	7	6
Interest expense	(1,732)	(487)	(254)
Other income (expense), net	(1,744)	(55)	71
Loss before provision for income taxes	(35,364)	(30,300)	(15,133)
Provision for income taxes	10	10	10
Net loss	(35,374)	(30,310)	(15,143)
Accretion to redemption value and cumulative dividends on preferred stock	(6,705)	(4,566)	(3,751)
Net loss attributable to common stockholders	\$ (42,079)	\$ (34,876)	\$ (18,894)
Net loss per share attributable to common stockholders, basic and diluted	\$ (4.90)	\$ (35.25)	\$ (24.46)
Shares used to compute net loss per share attributable to common stockholders, basic and diluted	8,595,247	989,453	772,320
Other comprehensive loss:			
Changes in unrealized losses on short-term investments	(76)	—	—
Total other comprehensive loss	(76)	—	—
Comprehensive loss	\$ (35,450)	\$ (30,310)	\$ (15,143)

**Balance Sheet Data:**

	As of December 31,		
	2015	2014	2013
<b>Balance Sheet Data:</b>			
Cash, cash equivalents and marketable securities	\$ 186,711	\$ 64,396	\$ 8,703
Working capital	174,015	55,690	5,094
Total assets	197,215	73,062	14,183
Total long-term debt, current and non-current	—	2,987	4,203
Redeemable convertible preferred stock	—	76,236	44,244
Convertible preferred stock	—	474	474
Accumulated deficit	(117,466)	(78,138)	(43,881)
Total stockholder equity (deficit)	126,068	(78,541)	(44,279)

## Item 7. Management's Discussion and Analysis of Financial Condition and Results of Operations

*The following discussion should be read in conjunction with the attached financial statements and notes thereto. This Annual Report on Form 10-K, including the following sections, contains forward-looking statements within the meaning of the federal securities laws. These statements are subject to risks and uncertainties that could cause actual results and events to differ materially from those expressed or implied by such forward-looking statements. For a detailed discussion of these risks and uncertainties, see the "Risk Factors" section in Item 1A of this Annual Report on Form 10-K. We caution the reader not to place undue reliance on these forward-looking statements, which reflect management's analysis only as of the date of this Form 10-K. We undertake no obligation to update forward-looking statements, which reflect events or circumstances occurring after the date of this Form 10-K.*

### Overview

We are an oncology-focused biopharmaceutical company pioneering a novel class of antibody therapeutics based on our Probody technology platform. We are using our platform to create proprietary cancer immunotherapies against clinically-validated targets as well as to develop first-in-class cancer therapeutics against novel targets. We believe that our Probody platform will allow us to improve the combined efficacy and safety profile, or therapeutic window, of monoclonal antibody modalities including cancer immunotherapies, antibody drug conjugates ("ADCs") and T-cell-recruiting bispecific antibodies. Our Probody therapeutics are designed to take advantage of unique conditions in the tumor microenvironment to enhance the tumor-targeting features of an antibody and reduce drug activity in healthy tissues. We are currently developing Probody therapeutics that address clinically-validated cancer targets in immuno-oncology, such as PD-L1, as well as novel targets, such as CD-166, that are difficult to drug and lead to concerns about damage to healthy tissues, or toxicities. In addition to our proprietary programs, we are collaborating with strategic partners including Bristol-Myers Squibb Company ("BMS"), Pfizer Inc. ("Pfizer") and ImmunoGen, Inc. ("ImmunoGen") to develop selected Probody therapeutics. Our broad technology platform and lead product candidates are supported by a decade of thorough scientific research and strong intellectual property, and we are advancing these candidates toward clinical trials. Our vision is to transform lives with safer, more effective therapies. To realize this vision we are executing on our mission of changing the treatment of cancer by urgently advancing our Probody pipeline.

We do not currently have any product candidates in clinical trials or approved for sale, and we continue to incur significant research and development and general administrative expenses related to our operations. We are not profitable and have incurred losses in each year since our founding in 2008. Our net loss for the year ended December 31, 2015 was \$35.4 million. As of December 31, 2015, we had an accumulated deficit of \$117.5 million. We expect to continue to incur significant losses for the foreseeable future.

We have three pipeline strategies that we are pursuing with our Probody platform: (i) developing a novel class of immuno-oncology therapies directed against clinically-validated targets, (ii) developing first-in-class therapeutics directed against difficult-to-drug targets and (iii) collaborating with leading pharmaceutical companies to discover and develop Probody therapeutics against selected targets.

Regulatory agencies, including the FDA, regulate many aspects of a product candidate's life cycle, including research and development and preclinical and clinical testing. We have product candidates that are still in research and preclinical development, which means that they have not yet been tested on humans. We will need to commit significant time and resources to develop these and additional product candidates. Many product candidates in human clinical trials fail to demonstrate the desired safety and efficacy characteristics. We are unable to provide the nature, timing, and estimated costs of the efforts necessary to complete the development of our product candidates because, among other reasons, we cannot predict with any certainty the pace of enrollment of our clinical trials, which is a function of many factors, including the availability and proximity of patients with the relevant condition.

We currently have no manufacturing capabilities and do not intend to establish any such capabilities. We have no commercial manufacturing facilities for our product candidates. As such, we are dependent on third parties to supply our product candidates according to our specifications, in sufficient quantities, on time, in compliance with appropriate regulatory standards and at competitive prices.

## **Components of Results of Operations**

### ***Revenue***

Our revenue to date has been primarily derived from non-refundable license payments and reimbursements for research and development expenses under our research, collaboration, and license agreements. We recognize revenue from upfront payments ratably over the term of our estimated period of performance under the agreement. In addition to receiving upfront payments, we may also be entitled to milestone and other contingent payments upon achieving predefined objectives. Revenue from milestones, if they are nonrefundable and deemed substantive, is recognized upon successful accomplishment of the milestones. To the extent that non-substantive milestones are achieved and we have remaining performance obligations, milestones are deferred and recognized as revenue over the estimated remaining period of performance. Reimbursements from Pfizer and BMS for research and development costs incurred under our research, collaboration and license agreements with them are classified as revenue.

For the foreseeable future, we do not expect to generate any revenue from the sale of products unless and until such time as our product candidates have advanced through clinical development and obtained regulatory approval. We expect that any revenue we do generate in the foreseeable future will fluctuate from year to year as a result of the timing and amount of milestones and other payments from our collaborations with BMS, Pfizer and ImmunoGen, and any future collaboration partners, and as a result of the fluctuations in the research and development expenses we incur in the performance of assigned activities under these agreements.

### ***Research and Development Expenses***

Our research and development expenses consist primarily of costs incurred to conduct research, such as the discovery and development of our product candidates as well as the development of product candidates pursuant to our research, collaboration and license agreements. Research and development expenses include personnel costs, including stock-based compensation expense, contractor services, laboratory materials and supplies, depreciation and maintenance of research equipment, and an allocation of related facilities costs. We expense research and development costs as they are incurred.

We expect our research and development expenses to increase substantially in absolute dollars in the future as we advance our product candidates into and through clinical trials and pursue regulatory approval of our product candidates. The process of conducting the necessary clinical research to obtain regulatory approval is costly and time-consuming. The actual probability of success for our product candidates may be affected by a variety of factors including: the safety and efficacy of our product candidates, early clinical data, investment in our clinical program, the ability of collaborators to successfully develop our licensed product candidates, competition, manufacturing capability and commercial viability. We may never succeed in achieving regulatory approval for any of our product candidates. As a result of the uncertainties discussed above, we are unable to determine the duration and completion costs of our research and development projects or when and to what extent we will generate revenue from the commercialization and sale of our product candidates.

### ***General and Administrative Expenses***

General and administrative expenses include personnel costs, expenses for outside professional services and other allocated expenses. Personnel costs consist of salaries, bonuses, benefits and stock-based compensation. Outside professional services consist of legal, accounting and audit services and other consulting fees. Allocated expenses consist of rent expense related to our office and research and development facility. We expect to incur additional expenses as a result of operating as a public company, including expenses related to compliance with the rules and regulations of the Securities and Exchange Commission, and those of any national securities exchange on which our securities are traded, additional insurance expenses, investor relations activities and other administrative and professional services. We also expect to increase our administrative headcount significantly to operate as public company and as we advance our product candidates through clinical development, which will also increase our general and administrative expenses.

### ***Interest Income***

Interest income primarily consists of interest income from our cash equivalents and short-term investments.

### ***Interest Expense***

Interest expense primarily consists of interest costs related to our outstanding borrowings under our loan agreements and amortization of premiums on our short-term investments.

### **Other Income (Expense), Net**

Other income (expense), net consists primarily of changes to the estimated fair value of the convertible preferred stock warrant liability and the convertible preferred stock liability.

### **Comparison of Years Ended December 31, 2015 and 2014**

#### *Revenue*

	Year Ended December 31,		Change
	2015	2014	
	<i>(in thousands)</i>		
Revenue:	\$ 7,712	\$ 5,077	\$ 2,635

Revenue increased \$2.6 million during the year ended December 31, 2015 compared to the corresponding period in 2014. The increase in revenue was primarily due to revenue recognized in 2015 related to the BMS agreement effective as of July 2014.

### **Operating Costs and Expenses**

#### *Research and Development Expenses*

	Year Ended December 31,		Change
	2015	2014	
	<i>(in thousands)</i>		
Research and development	\$ 28,357	\$ 28,302	\$ 55

Research and development expense remained relatively flat during the year ended December 31, 2015 compared to the corresponding period in 2014. The decrease of \$12.8 million attributable to the ImmunoGen collaboration agreement was largely offset by an increase of \$7.6 million in lab services and supplies related to advancement of our product pipeline, an increase of \$4.1 million in personnel-related expenses due to an increase in headcount, and an increase of \$0.7 million in allocated facility costs partly due to a lease we entered into in September 2014.

#### *General and Administrative Expenses*

	Year Ended December 31,		Change
	2015	2014	
	<i>(in thousands)</i>		
General and administrative	\$ 12,558	\$ 6,540	\$ 6,018

General and administrative expense increased \$6.0 million during the year ended December 31, 2015 compared to the corresponding period in 2014. The increase was attributable to an additional \$4.3 million of personnel-related expenses due to an increase in headcount and an additional \$1.6 million in consulting and professional services expenses due primarily to preparations for our initial public offering.

### **Interest Income, Interest Expense and Other Income (Expense), net**

	Year Ended December 31,		Change
	2015	2014	
	<i>(in thousands)</i>		
Interest income	\$ 1,315	\$ 7	\$ 1,308
Interest expense	(1,732)	(487)	(1,245)
Other income (expense), net	(1,744)	(55)	(1,689)
Total interest and other income (expense)	\$ (2,161)	\$ (535)	\$ (1,626)

#### *Interest Income*

Interest income increased \$1.3 million during the year ended December 31, 2015 compared to the corresponding period in 2014. The increase was attributable to interest income earned on cash equivalents and short-term investments as a result of the proceeds received from our preferred stock financings in December 2014, May 2015 and June 2015 and from our initial public offering in October 2015.

### *Interest Expense*

Interest expense increased \$1.2 million during the year ended December 31, 2015 compared to the corresponding period in 2014. The increase was primarily attributable to amortization of premiums on our short-term investments.

### *Other Income (Expense), Net*

Other income (expense) increased \$1.7 million during the year ended December 31, 2015 compared to the corresponding period in 2014. The increase was primarily attributable to a loss of \$1.1 million related to the remeasurement of the convertible preferred stock liability and an increase in the fair value of the convertible preferred stock warrant liability of \$0.6 million.

### **Comparison of Years Ended December 31, 2014 and 2013**

#### *Revenue*

	<b>Year Ended December 31,</b>		<b>Change</b>
	<b>2014</b>	<b>2013</b>	
	<i>(in thousands)</i>		
Revenue:	\$ 5,077	\$ 888	\$ 4,189

Revenue increased \$4.2 million during the year ended December 31, 2014 compared to the corresponding period in 2013. The increase in revenue was primarily attributable to an increase of \$1.4 million of revenue recognized related to the Pfizer agreement entered into in May 2013 and \$2.8 million of revenue recognized in 2014 related to the BMS agreement effective as of July 2014.

#### **Operating Costs and Expenses**

##### *Research and Development Expenses*

	<b>Year Ended December 31,</b>		<b>Change</b>
	<b>2014</b>	<b>2013</b>	
	<i>(in thousands)</i>		
Research and development	\$ 28,302	\$ 10,890	\$ 17,412

Research and development expense increased \$17.4 million during the year ended December 31, 2014 compared to the corresponding period in 2013. The increase was primarily attributable to \$12.8 million expensed in 2014 related to the ImmunoGen collaboration agreement, a \$1.7 million increase in personnel-related expenses due to headcount, increased consulting costs, and increased recruiting expenses primarily related to recruiting key personnel, an increase of \$2.7 million in lab services and supplies arising from the research and collaboration agreements entered into in 2014 with BMS, and an increase of \$0.4 million in rent and occupancy costs due to new leases entered into in August 2013 and September 2014.

##### *General and Administrative Expenses*

	<b>Year Ended December 31,</b>		<b>Change</b>
	<b>2014</b>	<b>2013</b>	
	<i>(in thousands)</i>		
General and administrative	\$ 6,540	\$ 4,954	\$ 1,586

General and administrative expense increased \$1.6 million during the year ended December 31, 2014 compared to the corresponding period in 2013. The increase was attributable to a \$0.8 million increase in personnel-related expenses as a result of increased headcount and an increase in recruiting costs primarily related to recruiting of key personnel, \$0.6 million increase in legal costs due to the new research and collaboration agreements entered into and a \$0.4 million increase in consulting costs. The increase was partially offset by a decrease of \$0.2 million in allocated facility costs.

### *Interest Income, Interest Expense and Other Income (Expense), net*

	Year Ended December 31,		
	2014	2013	Change
	<i>(in thousands)</i>		
Interest income	\$ 7	\$ 6	\$ 1
Interest expense	(487)	(254)	(233)
Other income (expense), net	(55)	71	(126)
Total interest and other income (expense)	<u>(535)</u>	<u>(177)</u>	<u>\$(358)</u>

#### *Interest Income*

Interest income was relatively flat between the two periods.

#### *Interest Expense*

Interest expense increased \$0.2 million during the year ended December 31, 2014 compared to the corresponding period in 2013. The increase was primarily attributable to amortization of premiums on our short-term investments.

#### *Other Income (Expense), Net*

Other income (expense), net changed by (\$0.1) million to an expense of \$55,000 during the year ended December 31, 2014 compared to the corresponding period in 2013. The change was primarily due to the fair value remeasurement of the convertible preferred stock warrant liability.

### *Summary Statement of Cash Flows*

The following table summarizes our cash flows for the periods presented:

	Year Ended December 31,		
	2015	2014	2013
	<i>(in thousands)</i>		
Net cash (used in) provided by operating activities	\$ (27,415)	\$ 31,802	\$ (8,008)
Net cash used in investing activities	(130,562)	(1,663)	(732)
Net cash provided by financing activities	153,403	25,554	2,697
Net increase (decrease) in cash and cash equivalents	<u>\$(4,574)</u>	<u>\$ 55,693</u>	<u>\$(6,043)</u>

#### *Cash Flows from Operating Activities*

During the year ended December 31, 2015, cash used in operating activities was \$27.4 million, which consisted of a net loss of \$35.4 million, adjusted by non-cash charges of \$8.2 million and a net decrease of \$0.2 million in our net operating assets. The non-cash charges primarily consist of \$4.0 million in stock-based compensation, \$1.2 million in depreciation and amortization, \$1.2 million in amortization premiums on our short-term investments, \$1.1 million in revaluation of the convertible preferred stock liability and \$0.6 million in remeasurement of the convertible preferred stock warrant liability. The change in our net operating assets and liabilities was primarily due to a decrease of \$6.1 million in deferred revenue due to the recognition of upfront fees received, partially offset by an increase of \$3.2 million in accrued liabilities and \$2.9 million in accounts payable.

During the year ended December 31, 2014, cash provided by operating activities was \$31.8 million, which consisted of a net loss of \$30.3 million adjusted by non-cash charges of \$1.4 million, adjusted by a net change of \$60.8 million in our net operating assets. The non-cash charges primarily consist of \$0.8 million from depreciation and amortization and \$0.6 million from stock-based compensation. The change in our net operating assets and liabilities was primarily due to an increase of \$61.5 million in deferred revenue resulting from the upfront payments of \$50.0 million received from BMS and of \$1.5 million received from Pfizer and \$13.3 million related to the ImmunoGen collaboration agreement, partially offset by recognition of upfront fees of \$3.3 million, and a \$1.5 million increase in accounts payable and accrued liabilities due to our increased research and development activities as a result of our agreements with BMS and ImmunoGen. The increase is partially offset by an increase of \$1.6 million in accounts receivable primarily due to the \$1.5 million upfront payment due from Pfizer and a \$0.6 million increase in prepaid expenses and other assets due to deferred costs related to the ImmunoGen collaboration agreement.

During the year ended December 31, 2013, cash used in operating activities was \$8.0 million, which consisted of a net loss of \$15.1 million, adjusted by non-cash charges of \$1.2 million and a net decrease of \$6.0 million in our net operating assets. The non-cash charges primarily consist of depreciation and amortization of \$0.7 million, stock-based compensation of \$0.3 million, a charge of \$0.2 million related to common stock issued in connection with a license agreement partially offset by a \$0.1 million gain from the revaluation of the convertible preferred stock liability. The change in our net operating assets and liabilities was primarily due to an increase of \$5.5 million in deferred revenue due to the receipt of an upfront fee from Pfizer and a \$0.9 million increase in accounts payable and accrued liabilities due to an increase in our research and development activities as a result of our agreement with Pfizer, primarily offset by an increase of \$0.3 million in accounts receivable and prepaid expenses and other current assets resulted from our increased business activities.

#### *Cash Flows from Investing Activities*

Cash used in investing activities during the year ended December 31, 2015 was \$130.6 million, which consisted of \$250.9 million of purchases of short-term investments, \$1.6 million of capital expenditures to purchase property and equipment and \$0.8 million in increase in restricted cash relating to a standby letter of credit issued in connection with the lease we entered into in December 2015, partially offset by \$122.8 million in proceeds from the maturity of marketable securities.

Cash used in investing activities during the year ended December 31, 2014 was \$1.7 million, which consisted of capital expenditures to purchase property and equipment.

Cash used in investing activities during the year ended December 31, 2013 was \$0.7 million, which consisted of capital expenditures to purchase property and equipment.

#### *Cash Flows from Financing Activities*

During the year ended December 31, 2015, cash provided by financing activities was \$153.4 million consisting primarily of \$81.8 million in net proceeds from the consummation of our initial public offering in October 2015, \$74.4 million in net proceeds from the issuance of redeemable convertible preferred stock, partially offset by repayment on our borrowing of \$3.1 million.

During the year ended December 31, 2014, cash provided by financing activities was \$25.6 million primarily consisting of net proceeds of \$26.8 million from the issuance of preferred stock, offset by \$1.3 million in payments on our borrowings.

During the year ended December 31, 2013, cash provided by financing activities was \$2.7 million consisting of proceeds of \$3.4 million from the issuance of long-term debt and proceeds of \$0.1 million from the exercise of stock options, offset by \$0.7 million in payments on our borrowings.

### **Liquidity and Capital Resources**

#### ***Sources of Liquidity***

As of December 31, 2015, we had cash, cash equivalents and short-term investments of \$186.7 million and an accumulated deficit of \$117.5 million, compared to cash and cash equivalents of \$64.4 million and an accumulated deficit of \$78.1 million as of December 31, 2014. We have financed our operations primarily through sales of our common stock in conjunction with the IPO, convertible preferred securities and payments received under our collaboration agreements. In May and June 2015, respectively, an investor exercised its option to purchase 659,209 shares of Series C redeemable convertible preferred stock for net proceeds of \$3.5 million and we issued 7,490,540 shares of Series D redeemable convertible preferred stock for net proceeds of \$69.7 million.

On October 14, 2015, we consummated our IPO and sold 7,666,667 shares of our common stock at a price of \$12.00 per share, which included the exercise of the underwriters' option to purchase 1,000,000 additional shares of common stock. We received net proceeds of approximately \$81.8 million, after deducting underwriting discounts, commissions and estimated offering expenses. Immediately prior to the consummated IPO, all outstanding shares of the convertible preferred stock and redeemable convertible preferred stock converted into common stock on a one-for-one basis.

We believe our current cash and cash equivalents and short-term investments will be sufficient to fund our planned expenditures and meet our obligations through the end of 2018. However, if the anticipated operating results are not achieved in future periods, the planned expenditures may need to be reduced in order to extend the time period over which the then-available resources would be able to fund the operations. The amounts and timing of our actual expenditures depend on numerous factors, including the progress of our preclinical development efforts, the results of any clinical trials and other studies, our operating costs and expenditures and other factors describe under the caption "Risk Factors" in this Annual Report on Form 10-K. The cost and timing of developing our CX-2009 and CX-072 product candidates are highly uncertain, are subject to substantial risks and many changes. As such, we may alter our expenditures as a result of contingencies such as the failure of one of these product candidates in clinical development, the identification of a more promising product candidate in our research efforts or unexpected operating costs and expenditures. We will need to raise additional funds in the future. There can be no assurance, however, that such efforts will be successful or that, in the event that they are successful, the terms and conditions of such financing will be favorable to us.

#### Off-Balance Sheet Arrangements

We have not entered into any off-balance sheet arrangements and do not have any holdings in variable interest entities.

#### Contractual Obligations

The following table summarizes our contractual obligations as of December 31, 2015 (in thousands):

	Payments Due by Period <sup>(3)</sup>					Total
	2016	2017	2018	2019	2020 +	
Operating leases <sup>(1)</sup>	\$ 1,369	\$ 4,251	\$ 5,268	\$ 4,582	\$ 34,144	\$ 49,614
Royalty obligations <sup>(2)</sup>	150	150	—	—	—	300
Total contractual obligations	\$ 1,519	\$ 4,401	\$ 5,268	\$ 4,582	\$ 34,144	\$ 49,914

- (1) We lease our current facility under a long-term operating lease, which expires in 2019. In March 2016, we entered into an agreement with our current landlord to terminate the lease effective November 30, 2016. We entered into a new lease in December 2015 under a long-term operating lease, which expires in 2026.
- (2) We have royalty obligations under the terms of certain exclusive licensed patent rights. See Note 9 of our financial statements.
- (3) This table does not include any milestone payments or royalty payments to third parties as the amounts, timing and likelihood of such payments are not known.
- (4) This table excludes unrecognized tax benefits of \$666,000 as of December 31, 2015 because these uncertain tax positions, if recognized, would be an adjustment to our deferred tax assets.

#### Critical Accounting Policies and Estimates

Our management's discussion and analysis of our financial condition and results of operations is based on our financial statements, which have been prepared in accordance with United States generally accepted accounting principles ("U.S. GAAP"). The preparation of these financial statements requires our management to make judgments and estimates that affect the reported amounts of assets and liabilities and the disclosure of contingent assets and liabilities at the date of the financial statements, as well as the reported revenue generated and expenses incurred during the reporting periods. Our estimates are based on our historical experience and on various other factors that we believe are reasonable under the circumstances, the results of which form the basis for making judgments about the carrying value of assets and liabilities that are not readily apparent from other sources. Actual results may differ from these judgments and estimates under different assumptions or conditions and any such differences may be material. We believe that the accounting policies discussed below are critical to understanding our historical and future performance, as these policies relate to the more significant areas involving management's judgments and estimates.

#### Revenue Recognition

We recognize revenue when all of the following criteria are met: persuasive evidence of an arrangement exists; transfer of technology has been completed or services have been rendered; the price to the customer is fixed or determinable and collectability is reasonably assured.



Our revenues are primarily derived through its license, research, development and commercialization agreements. The terms of these types of agreements may include (i) licenses to our technology, (ii) research and development services, and (iii) services or obligations in connection with participation in research or steering committees. Payments to us under these arrangements typically include one or more of the following: nonrefundable upfront and license fees, research funding, milestone and other contingent payments for the achievement of defined collaboration objectives and certain preclinical, clinical, regulatory and sales-based events, as well as royalties on sales of any commercialized products.

In arrangements involving the delivery of more than one element, each required deliverable is evaluated to determine whether it qualifies as a separate unit of accounting. The determination is based on whether the deliverable has “standalone value” to the customer. If a deliverable does not qualify as a separate unit of accounting, it is combined with the other applicable undelivered item(s) within the arrangement and these combined deliverables are treated as a single unit of accounting.

The arrangement’s consideration that is fixed or determinable is allocated to each separate unit of accounting based on the relative selling price methodology in accordance with the selling price hierarchy, which includes vendor-specific objective evidence (“VSOE”) of selling price, if available, or third-party evidence of selling price if VSOE is not available, or the best estimate of selling price, if neither VSOE nor third-party evidence is available.

Payments or reimbursements for our research and development efforts for the arrangements where such efforts are considered as deliverables are recognized as the services are performed and are presented on a gross basis. When upfront payments are received and if there is no discernible pattern of performance and/or objectively measurable performance measures do not exist, we recognize revenue ratably over the associated period of performance.

Our collaboration and license agreements may include contingent payments related to specified research, development and regulatory milestones and sales-based milestones. Such payments are typically payable under the collaborations when the collaboration partner claims or selects a target, or initiates or advances a covered product candidate in preclinical or clinical development, upon submission for marketing approval of a covered product with regulatory authorities, upon receipt of actual marketing approvals of a covered product or for additional indications, or upon the first commercial sale of a covered product. Sales-based milestones are typically payable when annual sales of a covered product reach specified levels. Each contingent and milestone payment is evaluated to determine whether it is substantive and at risk to both parties. We recognize any payment that is contingent upon the achievement of a substantive milestone entirely in the period in which the milestone is achieved. Any payments that are contingent upon achievement of a non-substantive milestone are recognized as revenue prospectively, when such payments become due and collectible, over the remaining expected performance period under the arrangement, which is generally the remaining period over which the research and development services are expected to be provided.

#### ***Stock-based Compensation***

We recognize compensation costs related to stock options granted to employees based on the estimated fair value of the awards on the date of grant, net of estimated forfeitures. We estimate the grant date fair value, and the resulting stock-based compensation expense, using the Black-Scholes option-pricing model. The grant date fair value of stock-based awards is expensed on a straight-line basis over the period during which the employee is required to provide service in exchange for the award (generally the vesting period).

We estimate the fair value of our stock-based awards using the Black-Scholes option-pricing model, which requires the input of highly subjective assumptions. Our assumptions are as follows:

- *Expected term.* The expected term represents the period that the stock-based awards are expected to be outstanding. We use the simplified method to determine the expected term, which is calculated as the average of the time to vesting and the contractual life of the options.
- *Expected volatility.* The expected volatility was determined by examining the historical volatilities for comparable publicly traded companies within the biotechnology and pharmaceutical industry using an average of historical volatilities of Company’s industry peers.
- *Risk-free interest rate.* The risk-free interest rate is based on the U.S. Treasury yield with a maturity equal to the expected term of the option in effect at the time of grant.
- *Dividend yield.* The expected dividend is assumed to be zero as we have never paid dividends and have no current plans to pay any dividends on our common stock.

In addition to the assumptions used in the Black-Scholes option-pricing model, we also estimate a forfeiture rate to calculate the stock-based compensation for our equity awards. We will continue to use judgment in evaluating the expected volatility, expected terms and forfeiture rates utilized for our stock-based compensation calculations on a prospective basis.

Stock-based compensation expense for options granted to non-employees as consideration for services received is measured on the date of performance at the fair value of the consideration received or the fair value of the equity instruments issued, using the Black-Scholes option-pricing model, whichever can be more reliably measured. Stock-based compensation expense for options granted to non-employees is periodically remeasured as the underlying options vest.

Historically, for all periods prior to the IPO, the fair values of the shares of common stock underlying our share-based awards were estimated on each grant date by our board of directors. In order to determine the fair value of our common stock underlying option grants, our board of directors considered, among other things, contemporaneous valuations of our common stock prepared by an unrelated third-party valuation firm in accordance with the guidance provided by the American Institute of Certified Public Accountants Practice Guide, *Valuation of Privately-Held-Company Equity Securities Issued as Compensation*.

#### ***Convertible Preferred Stock Warrant Liability***

Freestanding warrants for shares that are contingently redeemable are classified as liabilities on the balance sheet at their estimated fair value because the shares underlying the warrants may obligate us to transfer assets to the holders at a future date under certain circumstances such as a deemed liquidation event. The warrants are subject to re-measurement at each balance sheet date and the change in fair value, if any, is included in other income (expense), net. We adjusted the liability for changes in fair value until immediately prior to the consummation of our IPO in October 2015, at which time all convertible preferred stock warrants were net exercised into shares of common stock and the related convertible preferred stock warrant liability was reclassified to additional paid-in capital.

#### ***Convertible Preferred Stock Liability***

We have determined that our obligation to issue additional shares of Series B-1 and Series C redeemable convertible preferred stock represents a freestanding financial instrument, which we accounted for as a liability. The freestanding convertible preferred stock liability was initially recorded at fair value, with changes in fair value recognized in other income (expense), net. We remeasured the liability, with the change in fair value recognized as a component of other income (expense), net and then reclassified the fair value associated with the convertible preferred stock liability to the applicable series of redeemable convertible preferred stock.

#### ***Goodwill and Intangible Assets***

Goodwill represents the excess of the purchase price paid over the fair value of tangible and identifiable intangible net assets acquired in business combinations. Goodwill and other intangible assets with indefinite lives are not amortized, but are assigned to reporting units and tested for impairment annually, or whenever there is an impairment indicator. We assess goodwill impairment indicators annually or more frequently, if a change in circumstances or the occurrence of events suggests the remaining value may not be recoverable. Intangible assets that are not deemed to have an indefinite life are amortized over their estimated useful lives.

#### ***JOBS Act Accounting Election***

We are an “emerging growth company,” as defined in the Jumpstart Our Business Startups Act of 2012, or the JOBS Act. Under the JOBS Act, emerging growth companies can delay adopting new or revised accounting standards issued subsequent to the enactment of the JOBS Act until such time as those standards apply to private companies. We have irrevocably elected not to avail ourselves of this exemption from new or revised accounting standards and, therefore, will be subject to the same new or revised accounting standards as other public companies that are not emerging growth companies. We also intend to rely on other exemptions provided by the JOBS Act, including without limitation, providing an auditor’s attestation report on our system of internal controls over financial reporting pursuant to Section 404(b) of the Sarbanes-Oxley Act. We will remain an emerging growth company until the earlier of (1) the last day of the fiscal year (a) following the fifth anniversary of the completion of this offering, (b) in which we have total annual gross revenue of at least \$1.0 billion, or (c) in which we are deemed to be a large accelerated filer, which means the market value of our common stock that is held by non-affiliates exceeds \$700.0 million as of the prior June 30th, and (2) the date on which we have issued more than \$1.0 billion in non-convertible debt during the prior three-year period.

**Item 7A. Quantitative and Qualitative Disclosures about Market Risk**

We are exposed to market risks in the ordinary course of our business. These risks primarily relate to interest rate risks.

***Interest Rate Risk***

We are exposed to limited market risk related to fluctuations in interest rates and market prices. Our primary exposure to market risk is interest rate sensitivity, which is affected by changes in the general level of U.S. interest rates. The primary objective of our investment activities is to preserve our capital to fund our operations.

We also seek to maximize income from our investments without assuming significant risk. To achieve our objectives, we maintain a portfolio of cash equivalents and investments in a variety of securities of high credit quality. As of December 31, 2015, we had cash and cash equivalents of \$59.8 million consisting of cash, money market funds and U.S. government bonds with maturities of three months or less and investments of \$126.9 million consisting of U.S. government bonds. A portion of our investments may be subject to interest rate risk and could fall in value if market interest rates increase. However, because of the short-term nature of the instruments in our portfolio, a sudden change in market interest rates would not be expected to have a material impact on our financial condition or our results of operations. We do not enter into investments for trading or speculative purposes and have not used any derivative financial instruments to manage our interest rate risk exposure.

We do not have any foreign currency or other derivative financial instruments.

Item 8. *Financial Statements and Supplementary Data*

CYTOMX THERAPEUTICS, INC.  
ANNUAL REPORT ON FORM 10-K  
INDEX TO AUDITED FINANCIAL STATEMENTS

	<b><u>Page</u></b>
<a href="#"><u>Report of Independent Registered Public Accounting Firm</u></a>	83
Financial Statements	
<a href="#"><u>Balance Sheets</u></a>	84
<a href="#"><u>Statements of Operations and Comprehensive Loss</u></a>	85
<a href="#"><u>Statements of Redeemable Convertible Preferred Stock, Convertible Preferred Stock and Stockholders' Deficit</u></a>	86
<a href="#"><u>Statements of Cash Flows</u></a>	87
<a href="#"><u>Notes to Financial Statements</u></a>	88

## Report of Independent Registered Public Accounting Firm

To the Board of Directors and Stockholders of CytomX Therapeutics, Inc.:

In our opinion, the accompanying balance sheets and the related statements of operations and comprehensive loss, of convertible preferred stock, redeemable convertible preferred stock and stockholders' equity (deficit) and of cash flows present fairly, in all material respects, the financial position of CytomX Therapeutics, Inc. (the "Company") at December 31, 2015 and 2014, and the results of its operations and its cash flows for each of the three years in the period ended December 31, 2015 in conformity with accounting principles generally accepted in the United States of America. These financial statements are the responsibility of the Company's management. Our responsibility is to express an opinion on these financial statements based on our audits. We conducted our audits of these statements in accordance with the standards of the Public Company Accounting Oversight Board (United States). Those standards require that we plan and perform the audit to obtain reasonable assurance about whether the financial statements are free of material misstatement. An audit includes examining, on a test basis, evidence supporting the amounts and disclosures in the financial statements, assessing the accounting principles used and significant estimates made by management, and evaluating the overall financial statement presentation. We believe that our audits provide a reasonable basis for our opinion.

/s/ PricewaterhouseCoopers LLP  
San Jose, California  
March 7, 2016

**CYTOMX THERAPEUTICS, INC.**  
**BALANCE SHEETS**  
(in thousands, except share and per share data)

	December 31, 2015	December 31, 2014
<b>Assets</b>		
Current assets:		
Cash and cash equivalents	\$ 59,822	\$ 64,396
Restricted cash	—	100
Short-term investments	126,889	—
Accounts receivable	744	1,875
Prepaid expenses and other current assets	2,299	482
Total current assets	189,754	66,853
Property and equipment, net	3,481	3,018
Intangible assets	1,750	1,750
Goodwill	949	949
Restricted cash	917	—
Other assets	364	492
Total assets	<u>\$ 197,215</u>	<u>\$ 73,062</u>
<b>Liabilities, Redeemable Convertible Preferred Stock, Convertible Preferred Stock and Stockholders' Equity (Deficit)</b>		
Current liabilities:		
Accounts payable	\$ 4,697	\$ 1,919
Accrued liabilities	4,912	1,695
Deferred revenues, current portion	6,130	6,130
Long-term debt, current portion	—	1,419
Total current liabilities	15,739	11,163
Long-term debt, net of current portion	—	1,568
Deferred revenue, net of current portion	54,703	60,833
Convertible preferred stock warrant liability	—	186
Convertible preferred stock liability	—	395
Deferred tax liability	507	499
Other long-term liabilities	198	249
Total liabilities	71,147	74,893
Commitments and contingencies (Note 11)		
Redeemable convertible preferred stock, \$0.00001 par value – 0 and 21,759,654 shares authorized at December 31, 2015 and 2014, respectively; 0 and 18,458,289 shares issued and outstanding at December 31, 2015 and 2014	—	76,236
Convertible preferred stock, \$0.00001 par value – 0 and 244,782 authorized at December 31, 2015 and 2014, respectively; 0 and 244,782 shares issued and outstanding at December 31, 2015 and 2014, respectively	—	474
Stockholders' equity (deficit)		
Preferred stock, \$0.00001 par value; 10,000,000 shares authorized at December 31, 2015; no shares issued and outstanding at December 31, 2015 and 2014, respectively	—	—
Common stock, \$0.00001 par value; 75,000,000 and 28,572,789 shares authorized at December 31, 2015 and 2014, respectively; 36,033,209 and 996,520 shares issued and outstanding at December 31, 2015 and 2014, respectively	1	1
Stockholders notes receivable	(78)	(404)
Additional paid-in capital	243,687	—
Accumulated other comprehensive loss	(76)	—
Accumulated deficit	(117,466)	(78,138)
Total stockholders' equity (deficit)	126,068	(78,541)
Total liabilities, redeemable convertible preferred stock, convertible preferred stock and stockholders' equity (deficit)	<u>\$ 197,215</u>	<u>\$ 73,062</u>

See accompanying notes to financial statements.

**CYTOMX THERAPEUTICS, INC.**  
**STATEMENTS OF OPERATIONS AND COMPREHENSIVE LOSS**  
(in thousands, except share and per share data)

	Year Ended December 31,		
	2015	2014	2013
Revenues:	\$ 7,712	\$ 5,077	\$ 888
Operating expenses:			
Research and development	28,357	28,302	10,890
General and administrative	12,558	6,540	4,954
Total operating expenses	40,915	34,842	15,844
Loss from operations	(33,203)	(29,765)	(14,956)
Interest income	1,315	7	6
Interest expense	(1,732)	(487)	(254)
Other income (expense), net	(1,744)	(55)	71
Loss before provision for income taxes	(35,364)	(30,300)	(15,133)
Provision for income taxes	10	10	10
Net loss	(35,374)	(30,310)	(15,143)
Accretion to redemption value and cumulative dividends on preferred stock	(6,705)	(4,566)	(3,751)
Net loss attributable to common stockholders	\$ (42,079)	\$ (34,876)	\$ (18,894)
Net loss per share attributable to common stockholders, basic and diluted	\$ (4.90)	\$ (35.25)	\$ (24.46)
Shares used to compute net loss per share attributable to common stockholders, basic and diluted	8,595,247	989,453	772,320
Other comprehensive loss:			
Changes in unrealized losses on short-term investments	(76)	—	—
Total other comprehensive loss	(76)	—	—
Comprehensive loss	\$ (35,450)	\$ (30,310)	\$ (15,143)

See accompanying notes to financial statements.

**CYTOMX THERAPEUTIC, INC.**  
**Statements of Redeemable Convertible Preferred Stock,**  
**Convertible Preferred Stock and Stockholders' Equity (Deficit)**  
**(in thousands, except share and per share data)**

	Redeemable Convertible Preferred Stock		Convertible Preferred Stock		Common Stock		Stockholder Notes	Additional Paid-in Capital	Accumulated Other Comprehensive Income/(Loss)	Accumulated Deficit	Total Stockholders' Equity (Deficit)
	Shares	Amount	Shares	Amount	Shares	Amount					
<b>Balance at December 31, 2012</b>	11,995,481	\$ 40,493	244,782	\$ 474	779,989	\$ —	\$ (393)	\$ —	\$ —	\$ (25,652)	\$ (26,045)
Common stock issued in connection with a license agreement					157,332	1	—	198			199
Exercise of stock options					53,193			60			60
Interest on stockholder notes							(6)				(6)
Vesting of early exercise stock option								64			64
Stock-based compensation								343			343
Accretion to redemption value and cumulative dividends on preferred stock		3,751						(665)		(3,086)	(3,751)
Net loss										(15,143)	(15,143)
<b>Balance at December 31, 2013</b>	11,995,481	44,244	244,782	474	990,514	1	(399)	—	—	(43,881)	(44,279)
Issuance of Series B-1 redeemable convertible preferred stock for cash and value of convertible preferred stock liability of \$1,303, net of issuance costs of \$33	3,355,107	11,618									
Issuance of Series C redeemable convertible preferred stock, net of issuance costs of \$298 and preferred stock liability of \$395	3,107,701	15,808									
Exercise of stock options					6,006			8			8
Interest on stockholder notes							(5)				(5)
Vesting of early exercise stock option								58			58
Stock-based compensation								553			553
Accretion to redemption value and cumulative dividends on preferred stock		4,566						(619)		(3,947)	(4,566)
Net loss										(30,310)	(30,310)
<b>Balance at December 31, 2014</b>	18,458,289	76,236	244,782	474	996,520	1	(404)	—	—	(78,138)	(78,541)
Issuance of Series C preferred stock, net of issuance costs of \$30	941,842	4,969	—	—	—	—	—	—	—	—	—
Issuance of Series B-1 preferred stock upon net exercise of warrants	60,640										
Issuance of Series D preferred stock, net of issuance costs of \$255	7,490,540	69,744	—	—	—	—	—	—	—	—	—
Conversion of redeemable convertible preferred stock to common stock in connection with initial public offering	(26,951,311)	(159,163)	—	—	26,951,311			159,163			159,163
Conversion of convertible preferred stock to common stock in connection with initial public offering			(244,782)	(474)	244,782			474			474
Issuance of common stock in connection with initial public offering, net of underwriting discount of \$6,440 and offering costs of \$3,796					7,666,667			81,764			81,764
Extinguishment of preferred stock liability		1,509									
Extinguishment of preferred stock warrant liability								788			788
Exercise of stock options					173,929			263			263
Interest on stockholder notes							(4)				(4)
Repayment on stockholders note							330				330
Stock-based compensation								3,986			3,986
Accretion to redemption value and cumulative dividends on preferred stock		6,705						(2,751)		(3,954)	(6,705)
Other comprehensive loss									(76)		(76)
Net loss										(35,374)	(35,374)
<b>Balance at December 31, 2015</b>	—	\$ —	—	\$ —	36,033,209	\$ 1	\$ (78)	\$ 243,687	\$ (76)	\$ (117,466)	\$ 126,068



**CYTOMX THERAPEUTICS, INC.**  
**STATEMENTS OF CASH FLOWS**  
(in thousands)

	Year Ended December 31,		
	2015	2014	2013
<b>Cash flows from operating activities:</b>			
Net loss	\$ (35,374)	\$ (30,310)	\$ (15,143)
Adjustments to reconcile net loss to net cash (used) provided by operating activities:			
Loss on disposal of property and equipment	25	—	26
Depreciation and amortization	1,206	783	655
Amortization of debt discount	80	40	12
Accretion of discount on short-term investments	1,186	—	—
Issuance of common stock in connection with a license agreement	—	—	198
Stock-based compensation expense	3,986	553	343
Change in fair value of convertible preferred stock liability	1,114	13	(110)
Change in fair value of convertible preferred stock warrant liability	602	42	43
Deferred income taxes	8	8	10
Changes in operating assets and liabilities			
Accounts receivable	1,131	(1,638)	(237)
Prepaid expenses and other current assets	(1,491)	(261)	(88)
Other assets	128	(344)	(78)
Accounts payable	2,944	660	366
Accrued liabilities	3,170	793	495
Deferred revenue	(6,130)	61,463	5,500
Net cash (used in)/provided by operating activities	<u>(27,415)</u>	<u>31,802</u>	<u>(8,008)</u>
<b>Cash flows from investing activities:</b>			
Purchases of property and equipment	(1,594)	(1,663)	(732)
Purchases of short-term investments	(250,901)	—	—
Maturities of short-term investments	122,750	—	—
Increase in restricted cash	(817)	—	—
Net cash used in investing activities	<u>(130,562)</u>	<u>(1,663)</u>	<u>(732)</u>
<b>Cash flows from financing activities:</b>			
Proceeds from issuance of redeemable convertible preferred stock, net of issuance costs	74,430	26,802	—
Proceeds from exercise of stock options	263	8	62
Proceeds from initial public offering, net of issuance costs	81,777	—	—
Proceeds from issuance of notes payable	—	—	3,359
Repayment of notes payable	(3,067)	(1,256)	(724)
Net cash provided by financing activities	<u>153,403</u>	<u>25,554</u>	<u>2,697</u>
Net increase/(decrease) in cash and cash equivalents	(4,574)	55,693	(6,043)
Cash and cash equivalents, beginning of year	64,396	8,703	14,746
Cash and cash equivalents, end of year	<u>\$ 59,822</u>	<u>\$ 64,396</u>	<u>\$ 8,703</u>
<b>Supplemental disclosures of noncash investing and financing items:</b>			
Purchases of property and equipment in accounts payable and accrued liabilities	\$ 100	\$ 68	\$ —
Accretion to redemption value and cumulative dividends on preferred stock	6,705	4,566	3,751
Convertible preferred stock liability recorded in connection with redeemable convertible preferred stock	1,509	908	—
Stock issuance costs in accounts payable and accrued liabilities	13	284	—
Convertible preferred stock warrants issued in connection with debt	—	—	82
Issuance costs in accounts payable and accrued liabilities	—	—	198

See accompanying notes to financial statements.

**CytomX Therapeutics, Inc.**  
**Notes to Financial Statements**

**1. Description of the Business**

CytomX Therapeutics, Inc. (the “Company”) is an oncology-focused biopharmaceutical company focused on developing Probody therapeutics for the treatment of cancer. Probody therapeutics are masked antibodies that remain inert in healthy tissue but are activated specifically in the disease microenvironment. The Company is located in South San Francisco, California and was incorporated in the state of Delaware in September 2010.

***Initial Public Offering***

On October 7, 2015, the Company’s registration statement on Form S-1 relating to its initial public offering (“IPO”) of its common stock was declared effective by the Securities and Exchange Commission (“SEC”) and the shares of its common stock began trading on The NASDAQ Global Select Market on October 8, 2015. The public offering price of the shares sold in the IPO was \$12.00 per share. The IPO closed on October 14, 2015, pursuant to which the Company sold 7,666,667 shares of common stock, including the sale of 1,000,000 shares of common stock to the underwriters upon their exercise of their option to purchase additional shares. The Company received net proceeds of approximately \$81.8 million, after underwriting discounts, commissions and estimated offering expenses. Immediately prior to the consummation of the IPO, all outstanding shares of convertible preferred stock and redeemable convertible preferred stock converted into common stock.

***Reverse Stock Split***

On October 2, 2015, the Company effected a one-for-62.997 reverse stock split of the Company’s issued and outstanding shares of common stock, redeemable convertible preferred stock and convertible preferred stock. The par values of the common stock, redeemable convertible preferred stock and convertible preferred stock were not adjusted as a result of the reverse stock split. All authorized and issued and outstanding shares of common stock, redeemable convertible preferred stock and convertible preferred stock and per share amounts contained in the accompanying financial statements have been retroactively adjusted to reflect this reverse stock split for all periods presented.

**2. Liquidity**

Since inception, the Company has incurred recurring net operating losses. As December 31, 2015 and 2014, the Company had an accumulated deficit of \$117.5 million and \$78.1 million, respectively, and expects to incur losses for the next several years. Since its inception, the Company has funded its operations primarily through sales of its common stock in conjunction with the IPO, convertible preferred securities and payments received under its collaboration agreements. As of December 31, 2015, the Company had cash, cash equivalents and short-term investments of \$186.7 million. In May and June 2015, the Company received aggregate net proceeds of \$73.2 million from the issuance of its Series C and Series D redeemable convertible preferred stock. In October 2015, the Company consummated its IPO and raised net proceeds of approximately \$81.8 million, after deducting underwriting discounts and commissions and offering expenses.

**CytomX Therapeutics, Inc.**  
**Notes to the Financial Statements—(Continued)**

**3. Summary of Significant Accounting Policies**

***Basis of Presentation***

The accompanying financial statements have been prepared in conformity with accounting principles generally accepted in the United States of America (“U.S. GAAP”). The Company’s functional and reporting currency is the U.S. dollar.

***Use of Estimates***

The preparation of the financial statements in conformity with U.S. GAAP requires management to make estimates and assumptions that affect the reported amounts of assets and liabilities, disclosure of contingent assets and liabilities at the date of the financial statements and reported amounts of revenues and expenses during the reporting periods. Actual results could differ from those estimates.

***Concentration of Credit Risk and Other Risks and Uncertainties***

The Company is subject to a number of risks similar to other biopharmaceutical companies in the early stage, including, but not limited to, the need to obtain adequate additional funding, possible failure of preclinical testing or clinical trials, the need to obtain marketing approval for its product candidates, competitors developing new technological innovations, the need to successfully commercialize and gain market acceptance of the Company’s products, and protection of proprietary technology. If the Company does not successfully obtain regulatory approval, commercialize or partner any of its product candidates, it will be unable to generate revenue from product sales or achieve profitability.

Financial instruments that potentially subject the Company to a concentration of credit risk consist of cash and cash equivalents, short term investments and accounts receivable. Substantially all the Company’s cash is held by one financial institution that management believes is of high credit quality. Such deposits may, at times, exceed federally insured limits. The Company invests its cash equivalents in highly rated money market funds and its short-term investments in U.S. Government Bonds.

Customers who represent 10% or more of the Company’s total revenue during each period presented or net accounts receivable balance at each respective balance sheet date are as follows:

	Revenue			Accounts Receivable, net	
	For the Year Ended December 31,			December 31,	
	2015	2014	2013	2015	2014
Customer A	77%	54%	*	50%	*
Customer B	23%	46%	100%	50%	92%

\* Less than 10%.

All of the Company’s customers are located in the United States of America.

***Deferred Offering Costs***

Deferred offering costs, which consisted primarily of direct incremental costs related to the Company’s initial public offering of its common stock, were capitalized in other assets until the consummation of the initial public offering. These offering costs were reclassified to additional paid-in capital upon the closing of the initial public offering in October 2015. There were no deferred offering costs capitalized as of December 31, 2014.

***Segments***

Management has determined that it has one business activity and operates as one operating segment as it only reports financial information on an aggregate basis to its chief executive officer, who is the Company’s chief operating decision maker. All long-lived assets are maintained in the United States of America.

***Cash and Cash Equivalents***

The Company considers all highly liquid investments purchased with original maturities of three months or less at the date of purchase to be cash equivalents.

**CytomX Therapeutics, Inc.**  
**Notes to the Financial Statements—(Continued)**

***Restricted Cash***

Restricted cash represents a standby letter of credit issued pursuant to an office lease entered in December 2015. Restricted cash in 2014 represents amounts related to the security deposit for the Company's credit card accounts.

***Short-term Investments***

All investments have been classified as "available-for-sale" and are carried at fair value as determined based upon quoted market prices or pricing models for similar securities at period end. Generally, those investments with contractual maturities greater than 12 months at the date of purchase are considered long-term investments. Unrealized gains and losses, deemed temporary in nature, are reported as a component of accumulated other comprehensive income (loss), net of tax.

A decline in the fair value of any security below cost that is deemed other than temporary results in a charge to earnings and the corresponding establishment of a new cost basis for the security. Premiums (discounts) are amortized (accrued) over the life of the related security as an adjustment to yield using the straight-line interest method. Dividend and interest income are recognized when earned. Realized gains and losses are included in earnings and are derived using the specific identification method for determining the cost of securities sold.

***Property and Equipment, net***

Property and equipment are recorded at cost net of accumulated depreciation and amortization. Depreciation is provided using the straight-line method over the estimated useful lives of the respective assets. The useful lives of property and equipment are as follows:

Machinery and equipment	5 years
Computer equipment and software	3 years
Furniture and fixtures	3 years
Leasehold improvements	Shorter of remaining lease term or estimated life of the assets

Maintenance and repairs that do not extend the life or improve the asset are expensed when incurred.

***Goodwill and Intangible Assets***

Goodwill represents the excess of the purchase price paid over the fair value of tangible and identifiable intangible assets acquired in business combinations. Goodwill and other intangible assets with indefinite lives are not amortized, but are assigned to reporting units and tested for impairment annually, or whenever there is an impairment indicator. Intangible assets are comprised of in-process research and development ("IPR&D"). The Company assesses impairment indicators annually or more frequently, if a change in circumstances or the occurrence of events suggests the remaining value may not be recoverable. Intangible assets that are not deemed to have an indefinite life are amortized over their estimated useful lives. There was no impairment of goodwill or intangible assets identified during the years ended December 31, 2015 and 2014.

***Impairment of Long-Lived Assets***

Long-lived assets are reviewed for impairment whenever events or changes in circumstances indicate that the carrying amount of an asset (or asset group) may not be recoverable and prior to any goodwill impairment test. An impairment loss is recognized when the total of estimated undiscounted future cash flows expected to result from the use of the asset (or asset group) and its eventual disposition is less than its carrying amount. Impairment, if any, would be assessed using discounted cash flows or other appropriate measures of fair value. There was no impairment of long-lived assets during the periods presented in these financial statements.

***Convertible Preferred Stock Warrant Liability***

Freestanding warrants for shares that are contingently redeemable are classified as liabilities on the balance sheet at their estimated fair value because the shares underlying the warrants may obligate the Company to transfer assets to the holders at a future date under certain circumstances such as a deemed liquidation event. The warrants are subject to re-measurement at each balance sheet date and the change in fair value, if any, is included in other income (expense), net. The Company adjusted the liability for changes in fair value until the consummation of its IPO in October 2015, at which time all convertible preferred stock warrants were net exercised into shares of common stock and the related convertible preferred stock warrant liability was reclassified to additional paid-in capital.

**CytomX Therapeutics, Inc.**  
**Notes to the Financial Statements—(Continued)**

***Convertible Preferred Stock Liability***

The obligation to issue additional shares of Series B-1 and Series C redeemable convertible preferred stock at a future date was determined to be a freestanding instrument that should be accounted for as a liability. At initial recognition, the Company recorded the convertible preferred stock liability on the balance sheets at its estimated fair value. The liability is subject to remeasurement at each balance sheet date, with changes in fair value recognized as a component of other income (expense), net. At the time of each funding, the Company remeasured the liability, with the change in fair value recognized as a component of other income (expense), net and then reclassified the fair value associated with the convertible preferred stock liability to the applicable series of redeemable convertible preferred stock. Immediately prior to the consummation of the Company's IPO in October 2015, the convertible preferred stock converted to 27,135,453 shares of common stock.

***Comprehensive Loss***

Comprehensive loss represents all changes in stockholders' equity (deficit) except those resulting from distributions to stockholders. The Company's unrealized losses on short-term investments represent the only component of other comprehensive loss that is excluded from the reported net loss.

***Revenue Recognition***

The Company recognizes revenue when all of the following criteria are met: persuasive evidence of an arrangement exists; transfer of technology has been completed or services have been rendered; the price to the customer is fixed or determinable and collectability is reasonably assured.

The Company's revenues are primarily derived through its license, research, development and commercialization agreements. The terms of these types of agreements may include (i) licenses to the Company's technology, (ii) research and development services, and (ii) services or obligations in connection with participation in research or steering committees. Payments to the Company under these arrangements typically include one or more of the following: nonrefundable upfront and license fees, research funding, milestone and other contingent payments to the Company for the achievement of defined collaboration objectives and certain preclinical, clinical, regulatory and sales-based events, as well as royalties on sales of any commercialized products.

In arrangements involving the delivery of more than one element, each required deliverable is evaluated to determine whether it qualifies as a separate unit of accounting. The determination is based on whether the deliverable has "standalone value" to the customer. If a deliverable does not qualify as a separate unit of accounting, it is combined with the other applicable undelivered item(s) within the arrangement and these combined deliverables are treated as a single unit of accounting.

The arrangement's consideration that is fixed or determinable is allocated to each separate unit of accounting based on the relative selling price methodology in accordance with the selling price hierarchy, which includes vendor-specific objective evidence ("VSOE") of selling price, if available, or third-party evidence of selling price if VSOE is not available, or the best estimate of selling price, if neither VSOE nor third-party evidence is available.

Payments or reimbursements for the Company's research and development efforts for the arrangements where such efforts are considered as deliverables are recognized as the services are performed and are presented on a gross basis. When upfront payments are received and if there is no discernible pattern of performance and/or objectively measurable performance measures do not exist, the Company recognizes revenue ratably over the associated period of performance.

The Company's collaboration and license agreements may include contingent payments related to specified research, development and regulatory milestones and sales-based milestones. Such payments are typically payable under the collaborations when the collaboration partner claims or selects a target, or initiates or advances a covered product candidate in preclinical or clinical development, upon submission for marketing approval of a covered product with regulatory authorities, upon receipt of actual marketing approvals of a covered product or for additional indications, or upon the first commercial sale of a covered product. Sales-based milestones are typically payable when annual sales of a covered product reach specified levels. Each contingent and milestone payment is evaluated to determine whether it is substantive and at risk to both parties. The Company recognizes any payment that is contingent upon the achievement of a substantive milestone entirely in the period in which the milestone is achieved. Any payments that are contingent upon achievement of a non-substantive milestone are recognized as revenue prospectively, when such payments become due and collectible, over the remaining expected performance period under the arrangement, which is generally the remaining period over which the research and development services are expected to be provided.

***Research and Development Expenses***

Research and development expenses include costs directly attributable to the conduct of research and development programs, including the cost of salaries, payroll taxes, employee benefits, materials, supplies, depreciation on and maintenance of research equipment, the cost of services provided by outside contractors, and the allocated portions of facility costs, such as rent, utilities, insurance, repairs and maintenance, depreciation, and general support services. All costs associated with research and development are expensed as incurred.

***Stock-Based Compensation***

The Company measures its stock-based awards made to employees based on the fair values of the awards as of the grant date using the Black-Scholes option-pricing model. Stock-based compensation expense is recognized over the requisite service period using the straight-line method and is based on the value of the portion of stock-based payment awards that is ultimately expected to vest. As such, the Company's stock-based compensation is reduced for the estimated forfeitures at the date of grant and revised in subsequent periods if actual forfeitures differ from those estimates.

Stock-based compensation expense for options granted to non-employees as consideration for services received is measured on the date of performance at the fair value of the consideration received or the fair value of the equity instruments issued, using the Black-Scholes option-pricing model, whichever can be more reliably measured. Compensation expense for options granted to non-employees is periodically remeasured as the underlying options vest.

***Income Taxes***

The Company accounts for income taxes under the liability method which requires, among other things, that deferred income taxes be provided for temporary differences between the tax basis of the Company's assets and liabilities and their financial statement reported amounts. In addition, deferred tax assets are recorded for the future benefit of utilizing net operating losses and research and development credit carryforwards. A valuation allowance is provided against deferred tax assets unless it is more likely than not that they will be realized.

The Company recognizes benefits of uncertain tax positions if it is more likely than not that such positions will be sustained upon examination based solely on their technical merits, as the largest amount of benefit that is more likely than not to be realized upon the ultimate settlement. The Company's policy is to recognize interest and penalties related to the underpayment of income taxes as a component of income tax expense or benefit. To date, there have been no interest or penalties charged in relation to the unrecognized tax benefits.

***Net Loss per Share Attributable to Common Stockholders***

Basic net loss per share attributable to common stockholders is calculated by dividing the net loss attributable to common stockholders by the weighted-average number of shares of common stock outstanding for the period, without consideration of potentially dilutive securities. Diluted net loss per share attributable to common stockholders is the same as basic net loss per share attributable to common stockholders since the effect of potentially dilutive securities is anti-dilutive.

***Recent Accounting Pronouncements***

In May 2014, the Financial Accounting Standards Board ("FASB") issued ASU 2014-09, Revenue from Contracts with Customers, which requires an entity to recognize the amount of revenue to which it expects to be entitled for the transfer of promised goods or services to customers. The ASU will replace most existing revenue recognition guidance in U.S. GAAP when it becomes effective. The new standard will be effective for the Company on January 1, 2018, which is the effective date for public companies. Early application is permitted as of January 1, 2017. The standard permits the use of either the retrospective or cumulative effect transition method. The Company is evaluating the effect that ASU 2014-09 will have on its financial statements and related disclosures. The Company has not yet selected a transition method nor has it determined the effect of the standard on its ongoing financial reporting.

In August 2014, the FASB issued Accounting Standards Update No. 2014-15, *Disclosure of Uncertainties About an Entity's Ability to Continue as a Going Concern*. This standard update provides guidance around management's responsibility to evaluate whether there is substantial doubt about an entity's ability to continue as a going concern and to provide related footnote disclosures. The new guidance is effective for all annual and interim periods ending after December 15, 2016. The Company does not believe that adopting ASU 2014-15 will have a material impact on its financial statements.

**CytomX Therapeutics, Inc.**  
**Notes to the Financial Statements—(Continued)**

In 2015, the FASB issued new guidance related to balance sheet classification of deferred taxes. The new guidance requires that deferred tax assets and liabilities be classified as noncurrent in a classified statement of financial position. The new standard is effective for fiscal years, and interim periods within those fiscal years, beginning after December 15, 2016. Early adoption is permitted. As the Company's deferred tax balance is already classified as noncurrent, this new guidance had no financial statement impact during the three months ended December 31, 2015.

In February of 2016, the FASB issued ASU No. 2016-02, "Leases (Topic 842)" ("ASU 2016-02"). Under ASU 2016-2, an entity will be required to recognize right-of-use assets and lease liabilities on its balance sheet and disclose key information about leasing arrangements. ASU 2016-02 offers specific accounting guidance for a lessee, a lessor and sale and leaseback transactions. Lessees and lessors are required to disclose qualitative and quantitative information about leasing arrangements to enable a user of the financial statements to assess the amount, timing and uncertainty of cash flows arising from leases. For public companies, ASU 2016-02 is effective for annual reporting periods beginning after December 15, 2018, including interim periods within that reporting period, and requires a modified retrospective adoption, with early adoption permitted. The Company plans to adopt this guidance beginning with its first quarter ending March 31, 2019. The Company is in the process of evaluating the future impact of ASU 2016-02 on its financial position, results of operations and cash flows.

**4. Fair Value Measurements and Short-Term Investments**

The Company records its financial assets and liabilities at fair value. The accounting guidance for fair value provides a framework for measuring fair value, clarifies the definition of fair value, and expands disclosures regarding fair value measurements. Fair value is defined as the price that would be received to sell an asset or paid to transfer a liability (an exit price) in an orderly transaction between market participants at the reporting date. The accounting guidance establishes a three-tiered hierarchy, which prioritizes the inputs used in the valuation methodologies in measuring fair value as follows:

- Level I: Inputs which include quoted prices in active markets for identical assets and liabilities.
- Level II: Inputs other than Level I that are observable, either directly or indirectly, such as quoted prices for similar assets or liabilities; quoted prices in markets that are not active; or other inputs that are observable or can be corroborated by observable market data for substantially the full term of the assets or liabilities.
- Level III: Unobservable inputs that are supported by little or no market activity and that are significant to the fair value of the assets or liabilities.

The carrying amounts of the Company's financial instruments, including restricted cash, accounts receivable, accounts payable and accrued liabilities approximate fair value due to their relatively short maturities. Based on the borrowing rates available to the Company for debt with similar terms and consideration of default and credit risk using Level II inputs, the carrying value of the Company's long-term debt as of December 31, 2014 approximates its fair value. The Company's financial instruments consist of Level I and II assets and Level III liabilities. Level I assets consist primarily of highly liquid money market funds that are included in restricted cash. The Company's Level II assets consist of U.S. government bonds that are included in short-term investments. The Company's Level III liabilities include the convertible preferred stock warrant liability and the convertible preferred stock liability. The determination of the fair value of the convertible preferred stock warrant liability is discussed in Note 10. The determination of the fair value of the convertible preferred stock liability is discussed in Note 12.

The following tables set forth the fair value of the Company's financial assets and liabilities subject to fair value measurements on a recurring basis and the level of inputs used in such measurements (in thousands):

	December 31, 2015			
	Level I	Level II	Level III	Total
<b>Assets</b>				
Money market funds	\$ 44,714	\$ —	\$ —	\$ 44,714
Restricted cash (money market funds)	917	—	—	917
U.S. Government bonds	—	140,392	—	140,392
	<u>\$ 45,631</u>	<u>\$ 140,392</u>	<u>\$ —</u>	<u>\$ 186,023</u>

**CytomX Therapeutics, Inc.**  
**Notes to the Financial Statements—(Continued)**

	December 31, 2014			
	Level I	Level II	Level III	Total
<b>Assets</b>				
Restricted cash (money market funds)	\$ 100	\$ —	\$ —	\$ 100
	<u>\$ 100</u>	<u>\$ —</u>	<u>\$ —</u>	<u>\$ 100</u>
<b>Liabilities</b>				
Convertible preferred stock warrant liability	\$ —	\$ —	\$ 186	\$ 186
Convertible preferred stock liability	—	—	395	395
	<u>\$ —</u>	<u>\$ —</u>	<u>\$ 581</u>	<u>\$ 581</u>

The following table sets forth the changes in the fair value of Level III liabilities (in thousands):

	Convertible Preferred Stock Warrant Liability	Convertible Preferred Stock Liability
<b>Fair value at December 31, 2014</b>	\$ 186	\$ 395
Change in fair value	602	1,114
Recognition of fair value upon issuance of redeemable convertible preferred stock	(788)	(1,509)
<b>Fair value at December 31, 2015</b>	<u>\$ —</u>	<u>\$ —</u>

The following is a summary of the gross unrealized gains on the Company's short-term investments (in thousands):

	December 31, 2015			
	Amortized Cost	Gross Unrealized Holding Gains	Gross Unrealized Holding Losses	Aggregate Fair Value
<b>Investment Securities</b>				
U.S. Government bonds	\$ 126,965	\$ —	\$ (76)	\$ 126,889
<b>Total securities</b>	<u>\$ 126,965</u>	<u>\$ —</u>	<u>\$ (76)</u>	<u>\$ 126,889</u>

The contractual maturities of securities classified as available-for-sale as of December 31, 2015 were as follows (in thousands):

	December 31, 2015
Due within one year	\$ 126,889
<b>Total</b>	<u>\$ 126,889</u>

## 5. Property and Equipment

Property and equipment, net consisted of the following (in thousands):

	December 31	
	2015	2014
Machinery and equipment	\$ 4,910	\$ 4,059
Computer equipment and software	452	315
Furniture and fixtures	51	54
Leasehold improvements	720	183
Construction in progress	169	399
	6,302	5,010
Less: accumulated depreciation and amortization	(2,821)	(1,992)
	<u>\$ 3,481</u>	<u>\$ 3,018</u>

Depreciation and amortization expense was \$1.2 million, \$783,000 and \$655,000 for the years ended December 31, 2015, 2014 and 2013, respectively.



**CytomX Therapeutics, Inc.**  
**Notes to the Financial Statements—(Continued)**

**6. Goodwill and Intangible Assets**

Goodwill and in-process research and development assets result from a series of integrated financing transactions in 2010 that was accounted for as a business combination. The in-process research and development relates to the Company's proprietary Probody technology platform and is accounted for as an indefinite-lived intangible asset until the underlying project is completed or abandoned.

Goodwill and intangible assets consisted of the following (in thousands):

	December 31,	
	2015	2014
Goodwill	\$ 949	\$ 949
In-process research and development	1,750	1,750

**7. Accrued Liabilities**

Accrued liabilities consisted of the following (in thousands):

	December 31,	
	2015	2014
Payroll and related expenses	\$ 2,839	\$ 859
Research and clinical expenses	1,562	276
Legal and professional expenses	296	418
Other accrued expenses	215	142
Total	<u>\$ 4,912</u>	<u>\$ 1,695</u>

**8. Research and Collaboration Agreements**

***Pfizer Inc.***

In May 2013, the Company and Pfizer Inc. ("Pfizer") entered into a Research Collaboration, Option and License Agreement (the "Pfizer Agreement") to collaborate on the discovery and preclinical research activities related to Probody therapeutics, and Probody drug conjugates ("PDCs") for research project targets nominated by Pfizer. Pfizer nominated two research targets in 2013 and had the option of nominating two additional research targets. In December 2014, Pfizer selected an additional research target.

The Pfizer Agreement provides Pfizer with an option to acquire an exclusive development and commercialization license for each research project target. Upon exercise of the option, Pfizer (1) will receive an exclusive development and commercialization license for use of the Probody therapeutic during the development, manufacturing and commercialization of the potential product, and (2) will be responsible for the development, manufacturing and commercialization of such potential products.

Pursuant to the Pfizer Agreement, the Company received an upfront payment of \$6 million and is entitled to contingent payments of up to an aggregate of \$626.5 million as follows: (i) \$1.5 million for each of the two additional targets; (ii) up to \$12.0 million upon exercise of the license options, (iii) up to \$25.0 million from the achievement of development milestones for each research target program, or up to \$82.0 million if the maximum of four research targets are selected by Pfizer; and (iv) up to \$98.0 million in milestone payments for the first commercial sale in various territories for up to three indications per research target program or up to \$249.5 million if the maximum of four research targets are selected and (v) up to \$100.0 million in sales milestones payments per research target program, or up to \$280.0 million if the maximum of four research targets are selected by Pfizer. The Company is entitled to receive royalties in the mid-single digits to low teens on initial targets and mid-single digit royalties on additional targets from potential future sales of product candidates. The Company will also receive research and development service fees based on a prescribed full-time employee ("FTE") rate per year that is capped.

**CytomX Therapeutics, Inc.**  
**Notes to the Financial Statements—(Continued)**

In accordance with ASC 605-25, the Company identified the following deliverables at the inception of the Pfizer Agreement: (1) the research license, (2) the research services and (3) the obligation to participate in the joint research committee. The Company determined that the research license does not have stand-alone value to Pfizer due to specialized nature of the research services to be provided by the Company, and accordingly, this deliverable was combined with the research services and participation in the joint research committee as a single unit of accounting. The Company concluded that, at the inception of the agreement, Pfizer's options to obtain an exclusive development and commercialization license for each research project target do not represent deliverables of the agreement because they are substantive options and do not contain a significant or incremental discount.

The upfront payment of \$6.0 million was recorded as deferred revenue and is being recognized on a ratable basis over the estimated performance period of seven years. In December 2014, Pfizer selected an additional target and paid \$1.5 million, which was recorded as deferred revenue and will be recognized over the remaining performance period.

During the years ended December 31, 2015, 2014 and 2013, the Company recognized revenue of \$1.8 million, \$2.3 million and \$0.9 million, respectively. As of December 31, 2015 and 2014, deferred revenue relating to the Pfizer Agreement was \$4.9 million and \$6.1 million, respectively. The amount due from Pfizer under the Agreement was \$0.4 million and \$1.7 million as of December 31, 2015 and 2014, respectively.

***ImmunoGen, Inc.***

In January 2014, the Company and ImmunoGen, Inc. ("ImmunoGen") entered into the Research Collaboration Agreement (the "ImmunoGen Agreement"). The ImmunoGen Agreement provides the Company with the right to use ImmunoGen's Antibody Drug Conjugate ("ADC") technology in combination with the Company's Probody technology to create Probody Drug Conjugates ("PDC") directed at one specified target under a research license, and to subsequently obtain an exclusive, worldwide development and commercialization license to use ImmunoGen's ADC technology to develop and commercialize such PDCs. The Company made no upfront cash payment in connection with the execution of the agreement. Instead, the Company provided ImmunoGen with the rights to CytomX's Probody technology to create PDCs directed at two targets under the research license and to subsequently obtain exclusive, worldwide development and commercialization licenses to develop and commercialize such PDCs. Under the research licenses, the parties have one replacement right for each target, which needs to be made before the third anniversary of the agreement execution.

Under the terms of the agreement, both the Company and ImmunoGen are required to perform research activities on behalf of the other party for no monetary consideration. The research activities for a particular target will last until January 2018 unless they are terminated by one of the parties or when a development and commercialization license is obtained with respect to that target. Each party is solely responsible for the development, manufacturing and commercialization of any products resulting from the exclusive development and commercialization license obtained by such party under the agreement. Each party may be liable to pay annual maintenance fees to the other party if the licensed product candidate covered under each development and commercialization license has not progressed to the clinical stage of development within six years of the exercise of the development and commercialization license.

In consideration for the exclusive development and commercialization license that may be obtained by ImmunoGen, the Company is entitled to receive up to \$30.0 million in development and regulatory milestone payments per the research program target, up to \$50.0 million in sales milestone payments per target and royalties in the mid-single digits on the commercial sales of any resulting product. For the development and commercialization license that may be obtained by the Company, ImmunoGen is entitled to receive up to \$60.0 million in development and regulatory milestone payments, up to \$100.0 million in sales milestone payments and royalties in the mid to high single digits on the commercial sales of any resulting product.

The Company accounted for the ImmunoGen Agreement based on the fair value of the assets and services exchanged. The Company identified the following significant deliverables at the inception of the ImmunoGen Agreement: (1) the research license, (2) the research services, (3) the obligation to participate in the joint research committee, (4) the exclusive research, development and commercialization license and (5) the obligation to provide future technology improvements, when available. The Company determined that the research license, participation in the joint steering committee and the research services do not have stand-alone value from the development and commercialization license and therefore those deliverables were combined into one unit of accounting. The Company considered factors such the limited economic benefits to ImmunoGen if development and commercialization license is not obtained and the lack of sublicensing rights in the research license.

**CytomX Therapeutics, Inc.**  
**Notes to the Financial Statements—(Continued)**

The estimated total fair value of the consideration of \$13.2 million was recorded as deferred revenue, of which \$13.0 million was allocated to the unit of accounting comprised of the research license, research services, participation in the joint research committee and the development and commercialization license, and \$0.2 million was allocated to the future technological improvements. The Company will recognize \$13.0 million upon delivery of development and commercialization licenses and will recognize amount allocated to the future technology improvements over the term of the license.

The estimated fair value of assets and services received was also \$13.2 million, of which \$12.7 million was allocated to the licenses received and was charged to research and development expense, with the remaining amount of \$0.5 million was allocated to the research services, joint research committee participation and technology improvements, which will be expensed over the period of services to be provided.

***Bristol-Myers Squibb Company***

On May 23, 2014, the Company and Bristol-Myers Squibb Company (“BMS”) entered into a Collaboration and License Agreement (the “BMS Agreement”) to discover and develop compounds for use in human therapeutics aimed at multiple immuno- oncology targets using the Company’s Probody technology. The effective date of the BMS Agreement was July 7, 2014.

Under the terms of the BMS Agreement, the Company granted BMS exclusive worldwide rights to develop and commercialize Probody therapeutics for up to four oncology targets. BMS will have additional rights to substitute up to two collaboration targets. Each collaboration target has a two year research term and the two additional targets must be nominated by BMS within five years of the effective date of the BMS Agreement. The research term for each collaboration target can be extended in one year increments up to three times.

Pursuant to the BMS Agreement, the financial consideration from BMS was comprised of an upfront payment of \$50.0 million and contingent payments of up to an aggregate of \$1,217.0 million as follows: (i) up to \$25.0 million for additional targets; (ii) up to \$114.0 million in development milestone payments per research target program or up to \$456.0 million if the maximum of four research targets are selected; (iii) up to \$124.0 million in milestone payments for the first commercial sale in various territories for up to three indications per research target program or up to \$496.0 million if the maximum of four research targets are selected, and (iv) up to \$60.0 million in sales milestones payments per research target program or up to \$240.0 million if maximum of four research targets are selected. The Company is entitled to royalty payments in the mid to high single digits to low teens from potential future sales. The Company will also receive research and development service fees based on a prescribed FTE rate that is capped.

The BMS Agreement also provided the Company to sell to BMS the Company’s common stock upon an IPO. In connection with the IPO in October 2015, BMS purchased 833,333 shares of the Company’s common stock at the initial public offering price and on the same terms as other purchasers in the offering.

The Company identified the following deliverables at the inception of the BMS Agreement: (1) the exclusive research, development and commercialization license (“license”), (2) the research and development services and (3) the obligation to participate in the joint research committee. The Company determined that the license does not have stand-alone value to BMS without the Company’s research services and expertise related to the development of the product candidates, and accordingly, it was combined with the research services and participation in the joint research committee as a single unit of accounting.

The Company received an upfront payment of \$50.0 million from BMS in July 2014. The upfront payment was recorded as deferred revenue and being recognized on a ratable basis over the estimated performance period of ten years. The Company determined that the remaining contingent payments under the Agreement do not constitute substantive milestones and will not be accounted for under the milestone method of revenue recognition. The events leading to these payments do not meet the definition of a substantive milestone because the achievement of these events solely depends on BMS’s performance. Accordingly, any revenue from these contingent payments would be subject to an allocation of arrangement consideration and would be recognized over any remaining period of performance obligations, if any, relating to this arrangement. If there are no remaining performance obligations under the arrangement at the time the contingent payment is triggered, the contingent payment will be recognized as revenue in full upon triggering the event.

During the years ended December 31, 2015 and 2014, the Company recognized revenue of \$5.9 million and \$2.8 million, respectively, under the BMS Agreement. As of December 31, 2015 and 2014, deferred revenue relating to the BMS Agreement was \$42.6 million and \$47.6 million, respectively. The amount due from BMS under the BMS Agreement was \$0.4 million and \$0.1 million as of December 31, 2015 and 2014, respectively.

**CytomX Therapeutics, Inc.**  
**Notes to the Financial Statements—(Continued)**

**MD Anderson**

In November 2015, the Company entered into a research collaboration agreement with MD Anderson to research Probody-enabled chimeric antigen receptor killer (CAR-NK) cell therapies, known as ProCAR-NK cell therapies. Under this collaboration, MD Anderson will use the Company's Probody technology to conduct research of ProCAR-NK cell therapies against certain targets selected by the Company in cancer immunotherapy. Under the research collaboration agreement, the Company has the right to exercise an option, during the option period expiring on November 2, 2019 and upon payment of an option exercise fee, to negotiate and acquire a worldwide, exclusive, sublicensable license from MD Anderson for development and commercialization of products directed against any of the selected targets. The research collaboration agreement will continue in effect until the earlier of (i) the date that the Company exercises the option to acquire the license from MD Anderson and (ii) the expiration of the option period. The impact of this agreement was not material for the financial statements for the year ended December 31, 2015.

**9. License Agreement**

The Company has an exclusive, worldwide license agreement (the "UC Agreement") with the Regents of the University of California (the "UC Regents"), acting through its Santa Barbara Campus, relating to the use of certain patents and technology relating to its core technology, including its therapeutic antibodies. Pursuant to the UC Agreement, the Company is obligated to (i) make royalty payments to the UC Regents on net sales of its products covered under the agreement, subject to annual minimum amounts, (ii) make milestone payments to the UC Regents upon the occurrence of certain events, (iii) make a milestone payment to the UC Regents upon occurrence of an IPO or change of control, and (iv) reimburse the UC Regents for prosecution and maintenance of the licensed patents. If the Company sublicenses its rights under the UC Agreement, it is obligated to pay the UC Regents a percentage of the total gross proceeds received in consideration of the grant of the sublicense, which total amount would be first reduced by the aggregate amount of certain research and development related expenses incurred by the Company.

In 2013, the Company amended the UC Agreement to reduce the amounts due the UC Regents upon receipt by the Company of upfront payments, milestone payments and royalties from sublicensees. In exchange for this amendment, the Company issued to the UC Regents 157,332 shares of common stock. The UC Agreement, as amended, will remain in effect until the expiration or abandonment of the last to expire of the licensed patents.

In the years ended December 31, 2015, 2014 and 2013, the Company incurred expenses of \$347,000, \$657,000 and \$714,000 respectively, to the UC Regents under the provisions of the agreement.

**Royalty obligations**

The Company has future minimum royalty obligations due under the terms of certain exclusive licensed patent rights. These minimum future obligations are as follows (in thousands):

<b>Year ended December 31,</b>	
2016	\$ 150
2017	150
Total minimum royalty obligations	<u>\$ 300</u>

**10. Long-term Debt**

In May 2012, the Company entered into a Master Loan and Security Agreement (the "Debt Facility"). Under the terms of the agreement, an aggregate of \$2.0 million could be drawn down during the initial basic loan term of 42 months. In January and December 2013, the Company amended the Debt Facility to borrow an additional \$0.3 million and \$3.0 million, respectively, with similar terms. Borrowings under the debt facility bear interest at 11.74% per annum.

The Company's obligations under the Debt Facility are collateralized by a security interest in substantially all of its assets, excluding its intellectual property and certain other assets. The Debt Facility also contains customary conditions related to borrowing, events of default, and covenants, including covenants limiting the Company's ability to dispose of assets, undergo a change in control, merge with or acquire other entities, incur debt, incur liens, pay dividends or other distributions to holders of its capital stock, repurchase stock and make investments, in each case subject to certain exceptions. The agreement also allows the lender to call the debt in the event there is a material adverse change in the Company's business or financial condition.

**CytomX Therapeutics, Inc.**  
**Notes to the Financial Statements—(Continued)**

In connection with the execution and the amendment of the Debt Facility, the Company issued warrants to the lender to purchase an aggregate of 81,620 shares of the Company's Series B-1 redeemable convertible preferred stock. The warrants expire at the earlier of (i) the tenth anniversary of issuance, (ii) upon the consummation of an IPO of the Company's common stock, or (iii) the consummation of certain change of control events. The warrants are exercisable in cash at an exercise price of \$3.084396 per share or through a cashless exercise provision. Under the cashless exercise provision, the holder may, in lieu of payment of the exercise price in cash, surrender the warrant and receive a net amount of shares based on the fair market value of the Company's Series B-1 redeemable convertible preferred stock at the time of exercise of the warrant after deducting the aggregate exercise price. If the warrant has not been previously exercised, the cashless exercise provision is automatically triggered upon expiration if the fair value of the Series B-1 redeemable convertible preferred stock is higher than the exercise price of the warrants. In the event that all of the Company's Series B-1 redeemable convertible preferred stock have been converted into common stock, the warrants will be exercisable for the same number of shares of common stock at the same exercise price.

In connection with the consummation of the IPO in October 2015, all of the warrants were net exercised, resulting in issuance of an aggregate of 60,640 shares of our common stock.

Upon issuance of the warrants, the Company recorded a preferred stock warrant liability based on its initial fair value estimated using the Black-Scholes model with an offset to debt discount. The debt discount is amortized to interest expense using the effective interest method over the term of the Debt Facility. The warrant liability is subject to remeasurement to fair value at each balance sheet date until the earliest of the exercise or expiration of the convertible preferred stock warrant, and any change in fair value is recognized in other income (expense), net.

The Company repaid and terminated the Debt Facility in September 2015.

## **11. Commitments and Contingencies**

### ***Operating Lease***

#### *New Lease Agreement*

On December 10, 2015, the Company entered into a lease (the "New Lease") with HCP Oyster Point III LLC (the "Landlord") to lease approximately 76,173 rentable square feet of office and laboratory space located in South San Francisco, California for the Company's new corporate headquarters. The Company currently leases office and laboratory space located in South San Francisco, California, pursuant to a lease agreement which expires in 2019. On March 1, 2016, the Company entered into an agreement to terminate the current lease, which provides for early termination effective November 30, 2016 – see Note 21 for more information.

The term of the New Lease commences on the later of (i) the date that the Landlord's construction and tenant improvements have been completed pursuant to the New Lease and (ii) October 1, 2016. The New Lease has an initial term of ten years from the commencement date, and the Company has an option to extend the initial term for an additional five years at the then fair rental value as determined pursuant to the New Lease.

The New Lease provides for annual base rent of approximately \$3.1 million in the first year of the lease term, which will increase on an annual basis beginning from the 25<sup>th</sup> month to approximately \$5.5 million for the tenth year of the lease. The Company will be entitled to a one-time improvement allowance of up to \$12.6 million.

In addition, the Company obtained a standby letter of credit (the "Letter of Credit") in an amount of approximately \$0.9 million, which may be drawn by the Landlord to be applied for certain purposes upon the Company's breach of any provisions under the New Lease. The Company has recorded the \$0.9 million Letter of Credit in restricted cash, non-current within its balance sheet at December 31, 2015.

Rent expense is recognized on a straight-line basis over the term of the lease and accordingly the Company records the difference between cash rent payments and the recognition of rent expense as a deferred rent liability.

**CytomX Therapeutics, Inc.**  
**Notes to the Financial Statements—(Continued)**

The future minimum lease payments for all of the Company's facility leases are as follows (in thousands):

<b>Year Ending December 31:</b>		
2016	\$	1,369
2017		4,251
2018		5,268
2019		4,582
2020 and beyond		34,144
Total	\$	<u>49,614</u>

Rent expense during the years ended December 31, 2015, 2014 and 2013 was \$940,000, \$836,000 and \$529,000, respectively.

**Legal Proceedings**

The Company is subject to claims and assessments from time to time in the ordinary course of business but do not believe that any such matters, individually or in the aggregate, will have a material adverse effect on the Company's financial position, results of operations or cash flows.

**Indemnifications**

In the ordinary course of business, the Company enters into agreements that may include indemnification provisions.

Pursuant to such agreements, the Company may indemnify, hold harmless and defend an indemnified party for losses suffered or incurred by the indemnified party. Some of the provisions will limit losses to those arising from third party actions. In some cases, the indemnification will continue after the termination of the agreement. The maximum potential amount of future payments the Company could be required to make under these provisions is not determinable. The Company has never incurred material costs to defend lawsuits or settle claims related to these indemnification provisions. The Company has also entered into indemnification agreements with its directors and officers that may require the Company to indemnify its directors and officers against liabilities that may arise by reason of their status or service as directors or officers to the fullest extent permitted by Delaware corporate law. The Company currently has directors' and officers' insurance.

**12. Convertible Preferred Stock**

In December 2014, the Company granted a second tranche option ("Second Tranche Option") to one of its investors to purchase 659,209 shares of its Series C redeemable convertible preferred stock upon the achievement of certain milestones. At initial recognition, the Company recorded the Second Tranche Option as a derivative liability on the balance sheet at its estimated fair value of \$395,000. In May 2015, the Company achieved the relevant milestones and the investor exercised their right to purchase 659,209 shares of Series C convertible redeemable preferred stock for net proceeds of \$3.5 million. Immediately prior to the closing of this tranche, the Company remeasured the preferred stock liability to its then fair value and recorded a loss from remeasurement of \$1.1 million in other income (expense), net. The fair value of the preferred stock liability in the amount of \$1.5 million was reclassified to redeemable convertible preferred stock.

As of December 31, 2014, the outstanding convertible preferred stock was as follows (in thousands, except share amounts):

	<b>December 31, 2014</b>		
	<b>Shares Authorized</b>	<b>Shares Issued and Outstanding</b>	<b>Net Carrying Value</b>
Series A-1	33,101	33,101	\$ 49
Series A-2	211,681	211,681	425
Series B-1	14,944,578	14,488,176	57,695
Series B-2	862,412	862,412	2,698
Series C	5,952,664	3,107,701	15,843
Total	<u>22,004,436</u>	<u>18,703,071</u>	<u>\$ 76,710</u>

**CytomX Therapeutics, Inc.**  
**Notes to the Financial Statements—(Continued)**

In connection with the consummation of the IPO in October 2015, all outstanding shares of Series A-1, Series A-2, Series B-1, Series B-2, Series C and Series D were converted into 27,135,453 shares of common stock on a one-for-one basis. As such, no convertible preferred stock shares were outstanding as of December 31, 2015.

**13. Common Stock**

In October 2015, the Company's board of directors and stockholders approved the amended and restatement of the Company's certificate of incorporation. The Amended and Restated Certificate of Incorporation was effective as of October 14, 2015, which provides for 75,000,000 authorized shares of common stock with par value of \$0.00001 per share and 10,000,000 shares of preferred stock with a par value of \$0.00001 per share.

Common stockholders are entitled to dividends if and when declared by the Board of Directors subject to the prior rights of the preferred stockholders. As of December 31, 2015 and 2014, no dividends on common stock had been declared by the Board of Directors.

The Company had reserved shares of common stock for issuance, on an as-converted basis, as follows:

	<b>December 31,</b>	
	<b>2015</b>	<b>2014</b>
Convertible preferred stock outstanding	—	18,703,071
Options issued and outstanding	5,270,751	2,147,872
Convertible preferred stock warrants	—	81,620
Shares available for future stock option grants	2,401,406	1,896,617
	<u>7,672,157</u>	<u>22,829,180</u>

**14. Stock Option Plans**

In 2010, the Company adopted its 2010 Stock Incentive Plan (the "2010 Plan") which provided for the granting of stock options to employees, directors and consultants of the Company. Options granted under the 2010 Plan were either incentive stock options ("ISOs") or nonqualified stock options ("NSOs").

In February 2012, the Company adopted its 2011 Stock Incentive Plan (the "2011 Plan"). The 2011 Plan is divided into two separate equity programs, an option and stock appreciation rights grant program and a stock award program. In conjunction with adopting the 2011 Plan, the Company discontinued the 2010 Plan and released the shares reserved and still available under that plan.

In connection with the consummation of the IPO in October 2015, the board of directors adopted the Company's 2015 Equity Incentive Plan (the "2015 Plan" and collectively with the 2010 Plan and 2011 Plan, the "Plans"). In conjunction with adopting the 2015 Plan, the Company discontinued the 2011 Plan with respect to new equity awards.

Options under the 2015 Plan may be granted for periods of up to ten years. All options issued to date have had a 10-year life. Under the terms of the 2015 Plan, options may be granted at an exercise price not less than the estimated fair value of the shares on the date of grant, as determined by the Company's board of directors. For employees holding more than 10% of the voting rights of all classes of stock, the exercise price of ISOs and NSOs may not be less than 110% of the estimated fair value of the shares on the date of grant, as determined by the board of directors. To date, options granted generally vest over four years and vest at a rate of 25% upon the first anniversary of the issuance date and 1/48th per month thereafter.

**CytomX Therapeutics, Inc.**  
**Notes to the Financial Statements—(Continued)**

Activity under the Company's stock option plans is set forth below:

	Options Available for Grant	Number of Options	Options Outstanding		
			Weighted-Average Exercise Price Per Share	Weighted-Average Remaining Contractual Life (years)	Aggregate Intrinsic Value
			(in thousands)		
<b>Balances at December 31, 2012</b>	1,579,860	940,262	\$ 1.197		
Options granted	(810,390)	810,390	1.008		
Options exercised	—	(53,193)	1.134		
Options forfeited	7,158	(7,158)	—		
Retirement of shares under the 2010 Plan	—	(3,811)	1.071		
<b>Balances at December 31, 2013</b>	776,628	1,686,490	1.071	8.5	\$ 291
Options authorized	1,587,377	—	—		
Options granted	(697,557)	697,557	1.449		
Options exercised	—	(6,006)	1.260		
Options forfeited	230,169	(230,169)	0.945		
<b>Balances at December 31, 2014</b>	1,896,617	2,147,872	1.197	8.1	\$ 767
Options authorized	3,801,597	—	—		
Options granted	(3,309,708)	3,309,708	5.174		
Options exercised	—	(173,929)	1.507		
Options forfeited	12,900	(12,900)	1.405		
<b>Balances at December 31, 2015</b>	<u>2,401,406</u>	<u>5,270,751</u>	3.694	8.6	\$ 90,542
<b>Options Exercisable—December 31, 2015</b>		<u>1,908,638</u>	1.789	7.2	\$ 36,418
<b>Options vested and expected to vest—December 31, 2015</b>		<u>5,206,151</u>	3.685	8.6	\$ 89,476

The aggregate intrinsic values of options outstanding, exercisable, vested and expected to vest were calculated as the difference between the exercise price of the options and the estimated fair value of the underlying common stock as of December 31, 2015, 2014 and 2013, respectively.

The aggregate intrinsic value of stock options exercised in the years ended December 31, 2015, 2014 and 2013 was \$2.3 million, \$1,500 and \$600, respectively.

The total fair value of options that vested in the years ended December 31, 2015, 2014 and 2013 were \$2.8 million, \$410,000 and \$268,000, respectively.



**CytomX Therapeutics, Inc.**  
**Notes to the Financial Statements—(Continued)**

The following table summarizes information about stock options outstanding and exercisable by exercise price at December 31, 2015:

Exercise Price	Outstanding		Exercisable
	Number Outstanding	Weighted-Average Remaining Contractual Life (Years)	
\$0.945	411,576	7.16	278,861
\$1.134	572,079	5.61	572,079
\$1.260	342,793	7.05	306,083
\$1.386	164,844	8.05	148,970
\$1.449	249,886	8.32	183,100
\$1.512	240,058	8.78	81,281
\$1.575	815,030	9.13	160,073
\$4.473	464,799	9.35	24,629
\$6.615	1,966,357	9.63	126,667
\$12.00	26,895	9.77	26,895
\$21.51	16,434	9.95	—
	<u>5,270,751</u>		<u>1,908,638</u>

The following table summarizes information about stock options outstanding and vested by exercise price at December 31, 2014:

Exercise Price	Outstanding		Exercisable
	Number Outstanding	Weighted-Average Remaining Contractual Life (Years)	
\$0.945	427,329	8.16	214,899
\$1.134	661,891	6.59	564,812
\$1.260	361,384	8.18	299,106
\$1.386	178,072	9.05	81,099
\$1.449	269,647	9.34	70,711
\$1.512	249,549	9.78	10,582
	<u>2,147,872</u>		<u>1,241,209</u>

The options granted in the years ended December 31, 2015, 2014 and 2013 had a weighted average per share grant-date fair value of \$7.169, \$0.945, and \$0.504, respectively. At December 31, 2015, the unrecognized compensation expense with respect to options granted to employees was \$20.6 million, and is expected to be recognized over 3.5 years, respectively.

*Early Exercise of Employee Options*

Certain stock options granted under the Plans provide option holders the right to elect to exercise unvested options in exchange for restricted common stock. Such unvested restricted shares are subject to a repurchase right held by the Company at the original issuance price in the event the optionee's service to the Company is terminated either voluntarily or involuntarily. The right usually lapses 25% on the first anniversary of the vesting start date and in 36 equal monthly amounts thereafter. These repurchase terms are considered to be a forfeiture provision. The cash or full recourse notes received from employees for exercise of unvested options is treated as a refundable deposit and is classified as a liability on the balance sheets.

**CytomX Therapeutics, Inc.**  
**Notes to the Financial Statements—(Continued)**

**15. Stock Based Compensation**

Total stock-based compensation recorded related to option granted to employees and nonemployees was as follows (in thousands):

	Year Ended December 31,		
	2015	2014	2013
Research and development	\$ 1,972	\$ 195	\$ 121
General and administrative	2,014	358	222
Total stock-based compensation expense	<u>\$ 3,986</u>	<u>\$ 553</u>	<u>\$ 343</u>

Stock based compensation expense for employees was \$3.2 million, \$459,000 and \$317,000 for the years ended December 31, 2015, 2014 and 2013, respectively.

Stock-based compensation expense related to stock options granted to non-employees is recognized as the stock options are earned. The Company determined that the estimated fair value of the stock options is more readily measurable than the fair value of the services received. The fair value of stock options granted to non-employees is calculated at each grant date and re-measured at each reporting date using the Black-Scholes option pricing model. The stock-based compensation expense related to a grant will fluctuate as the estimated fair value of the common stock fluctuates over the period from the grant date to the vesting date.

Stock based compensation expense for non-employees was \$773,000, \$94,000 and \$26,000 for the years ended December 31, 2015, 2014 and 2013, respectively.

The Company estimated the fair value of employee stock options using the Black-Scholes valuation model. The fair value of employee stock options is being amortized on a straight-line basis over the requisite service period of the awards. The fair value of employee stock options was estimated using the following assumptions for the year ended December 31, 2015, 2014 and 2013:

	Year Ended December 31,		
	2015	2014	2013
Expected volatility	62.9% – 68.9%	66.4% – 71.2%	70.8% – 71.7%
Risk-free interest rate	1.4% – 1.9%	1.6% – 2.0%	0.9% – 1.9%
Dividend yield	— %	— %	— %
Expected term (in years)	5.2 – 7.2	5.3 – 6.1	5.5 – 6.1

*Expected Term.* The expected term of stock options represents the period that the stock options are expected to remain outstanding and is based on industry peers, as the Company did not have sufficient historical performance to develop reasonable expectations about future exercise patterns and post-vesting employment information to develop reasonable expectations about future exercise patterns and post-vesting employment termination behavior.

*Expected Volatility.* The expected stock price volatility for the Company's stock options was determined by examining the historical volatilities for comparable publicly traded companies within the biotechnology and pharmaceutical industry using an average of historical volatilities of Company's industry peers.

*Risk-Free Interest Rate.* The risk-free interest rate is based on the U.S. Treasury whose term was consistent with expected term of the Company's stock options.

*Dividend Rate.* The expected dividend was assumed to be zero as the Company has never paid dividends and has no current plans to do so.

*Expected Forfeiture Rate.* The forfeiture rates were estimated based on actual employee head count and were immaterial to the financial statements during 2015, 2104 and 2013.

**CytomX Therapeutics, Inc.**  
**Notes to the Financial Statements—(Continued)**

**16. Related Party Transactions**

Certain employees of Third Rock Ventures, a stockholder of the Company, provide consulting services to the Company. General and administrative expenses for these services were \$33,000, \$46,000, \$17,000 for the year ended December 31, 2015, 2014 and 2013, respectively. The amounts outstanding and included in accounts payable were \$0 and \$17,600 as of December 31, 2015 and 2014, respectively.

The Company entered into full recourse loans (“stockholder notes” or “loans”) with current and former executive officers. Principal and interest under these loans are due at the earliest of (i) the fifth anniversary of the related note, (ii) the sale of the shares securing the notes, or (iii) thirty days after the termination of services. The principal loan amount and the accrued interest are reported as a deduction from stockholders’ equity (deficit) on the Company’s balance sheets. Loans made to two of the Company’s current and former executive officers were repaid and terminated in August 2015. The remaining balance of these loans was approximately \$78,000 and \$404,000 at December 31, 2015 and 2014, respectively. Interest income of \$4,000, \$5,000 and \$6,000 was recorded in the years ended December 31, 2015, 2014 and 2013, respectively.

**17. Income Taxes**

The Company derives its income only from the United States. The components of the provision (benefit) for income taxes are as follows (in thousands):

	Years Ended December 31,		
	2015	2014	2013
<b>Current:</b>			
Federal	\$ —	\$ —	\$ —
State	2	1	1
Total current	2	1	1
<b>Deferred:</b>			
Federal	8	9	9
State	—	—	—
Total deferred	8	9	9
Provision for income taxes	<u>\$ 10</u>	<u>\$ 10</u>	<u>\$ 10</u>

A reconciliation of the Company’s effective tax rate to the statutory U.S. federal rate is as follows:

	Years Ended December 31,		
	2015	2014	2013
U.S. federal taxes at statutory rate	34.0%	34.0%	34.0%
State tax, net of federal benefit	0.8%	1.0%	6.6%
Stock compensation	(1.1)%	(0.3)%	(0.5)%
Tax attributes subject to 382 limitation	(35.4)%	0.0%	0.0%
Tax credits	0.8%	1.3%	3.3%
Other	(1.8)%	(0.1)%	(0.9)%
Change in valuation allowance	2.7%	(35.9)%	(42.6)%
Total	<u>—%</u>	<u>—%</u>	<u>(0.1)%</u>

**CytomX Therapeutics, Inc.**  
**Notes to the Financial Statements—(Continued)**

The types of temporary differences that give rise to significant portions of the Company’s deferred income tax liabilities are set out below (in thousands):

	Year Ended December 31,		
	2015	2014	2013
Net operating loss carryforwards	\$ 5,688	\$ 22,484	\$ 13,900
Research and development credits	1,337	2,009	1,324
Intangible—in-process R&D	88	96	124
Deferred revenue	16,182	1,579	—
Accruals and deferred rent	998	276	321
Stock-based compensation	1,125	155	86
Other	26	—	—
Total gross deferred income tax assets	25,444	26,599	15,755
Less: valuation allowance	(25,043)	(26,012)	(15,130)
Deferred tax assets, net of valuation allowance	401	587	625
Fixed assets	(313)	(491)	(419)
In-process R&D	(595)	(595)	(697)
Deferred tax liabilities	(908)	(1,086)	(1,116)
Net deferred income tax liabilities	<u>\$ (507)</u>	<u>\$ (499)</u>	<u>\$ (491)</u>

A valuation allowance has been established for the portion of deferred assets for which realization is not probable. The net change in the total valuation allowance for the year ended December 31, 2015 was a decrease of \$1.0 million and for the years ended December 31, 2014 and 2013 was an increase of \$10.9 million and \$6.7 million, respectively.

The Company has net operating loss carryforwards for federal and state income tax purposes of approximately \$14.3 million and \$14.3 million, respectively, as of December 31, 2015 available to reduce future income subject to income taxes. The federal and state net operating loss carryforwards will begin to expire in 2031 if not utilized.

The Company also has federal and state research and development tax credits carryforwards of \$0.4 million and \$2.1 million, respectively, as of December 31, 2015 available to reduce future income taxes. The federal research and development tax credits will begin to expire in 2030 if not utilized. The state research and development tax credits have no expiration date.

Internal Revenue Code section 382 places a limitation (the “Section 382 Limitation”) on the amount of taxable income that can be offset by net operating loss (“NOL”) carryforwards after a change in control (generally greater than 50% change in ownership) of a loss corporation. California has similar rules. The Company has performed an IRC Section 382 analysis and determined there was an ownership change in 2015. As a result, the federal and state carryforwards associated with the NOL and credit deferred tax assets were reduced by the amount of tax attributes estimated to expire during their respective carryforward periods. There may be further ownership changes after December 31, 2015.

The Company had approximately \$0.7 million of unrecognized tax benefits as of December 31, 2015, none of which would affect the Company’s effective tax rate if recognized, due to the Company’s valuation allowance.

A reconciliation of the beginning and ending unrecognized tax benefit amount is as follows (in thousands):

	Year Ended December 31,		
	2015	2014	2013
Balance at the beginning of the year	\$ 3,019	\$ 532	\$ 200
Additions based on tax positions related to current year	(2,312)	2,473	60
Adjustment based on submitted prior year tax returns	(41)	14	272
Balance at end of the year	<u>\$ 666</u>	<u>\$ 3,019</u>	<u>\$ 532</u>

The Company recognizes interest and penalties related to uncertain tax positions in income tax expense. To the extent accrued interest and penalties do not ultimately become payable, amounts accrued will be reduced and reflected as a reduction of the provision for income taxes in the period that such determination is made.

**CytomX Therapeutics, Inc.**  
**Notes to the Financial Statements—(Continued)**

Interest and penalties have not been accrued at December 31, 2015, 2014 and 2013.

The Company files income tax returns in the United States, including California state jurisdiction. The tax years 2010 to 2015 remains open to U.S. federal and state examination to the extent of the utilization of net operating loss and credit carryovers. As of December 31, 2015, the Company is not under examination by the Internal Revenue Service or any state or foreign tax jurisdiction.

**18. Defined Contribution Plan**

The Company sponsors a defined contribution plan under Section 401(k) of the Internal Revenue Code covering substantially all full-time U.S. employees. Employee contributions are voluntary and are determined on an individual basis subject to the maximum allowable under federal tax regulations. During the years ended December 31, 2015, 2014 and 2013, the Company made contributions to the plan of \$25,000, \$16,500 and \$9,000, respectively.

**19. Net Loss Per Share Attributable to Common Stockholders**

The following weighted-average outstanding shares of potentially dilutive securities were excluded from the computation of diluted net loss per share attributable to common stockholders for the periods presented, because including them would have been anti-dilutive:

	Year Ended December 31,		
	2015	2014	2013
Redeemable convertible preferred stock (on an as-converted basis)	17,507,788	15,024,251	11,995,481
Convertible preferred stock (on an as-converted basis)	192,473	244,782	244,782
Options to purchase common stock	3,865,842	1,987,532	1,482,579
Convertible preferred stock warrants	64,178	81,620	36,559
Total	<u>21,630,281</u>	<u>17,338,185</u>	<u>13,759,401</u>

A reconciliation of the numerator and denominator used in the calculation of the basic and diluted net loss per share attributable to common stockholders is as follows (in thousands except share and per share amounts):

	Year Ended December 31,		
	2015	2014	2013
<b>Numerator:</b>			
Net loss	\$ (35,374)	\$ (30,310)	\$ (15,143)
Add: accretion to redemption value and cumulative dividends on preferred stock	(6,705)	(4,566)	(3,751)
Net loss attributable to common stockholders	<u>(42,079)</u>	<u>(34,876)</u>	<u>(18,894)</u>
<b>Denominator:</b>			
Weighted-average common shares outstanding used to calculate net loss per share attributable to common stockholders, basic and diluted	8,595,247	989,453	772,320
Net loss per share attributable to common stockholders, basic and diluted	<u>\$ (4.90)</u>	<u>\$ (35.25)</u>	<u>\$ (24.46)</u>

**CytomX Therapeutics, Inc.**  
**Notes to the Financial Statements—(Continued)**

**20. Supplementary Data – Quarterly Financial Data (Unaudited)**

The following table represents certain unaudited financial information for each of the quarters ended December 31, 2015 and 2014:

<i>(in thousands, except per share data)</i>	Three Months Ended			
	December 31, 2015	September 30, 2015	June 30, 2015	March 31, 2015
Revenue	\$ 1,988	\$ 1,939	\$ 2,043	\$ 1,742
Net loss	\$ (11,487)	\$ (11,870)	\$ (5,806)	\$ (6,211)
Net loss attributable to common stockholders	\$ (12,045)	\$ (14,828)	\$ (7,563)	\$ (7,643)
Net loss per share attributable to common stockholders, basic and diluted	\$ (0.39)	\$ (14.26)	\$ (7.56)	\$ (7.67)

<i>(in thousands, except per share data)</i>	Three Months Ended			
	December 31, 2014	September 30, 2014	June 30, 2014	March 31, 2014
Revenue	\$ 1,861	\$ 1,915	\$ 666	\$ 635
Net loss	\$ (4,787)	\$ (3,589)	\$ (4,930)	\$ (17,004)
Net loss attributable to common stockholders	\$ (5,983)	\$ (4,758)	\$ (6,080)	\$ (18,055)
Net loss per share attributable to common stockholders, basic and diluted	\$ (6.03)	\$ (4.86)	\$ (6.33)	\$ (18.26)

**21. Subsequent Events**

On January 20, 2016, BMS selected an additional target pursuant to the BMS Agreement entered in May 2014. Under the terms of the BMS Agreement, BMS shall pay the Company a \$10 million milestone payment upon the selection of the third target. This amount has been recorded as deferred revenue and will be recognized over the remaining performance period.

On February 12, 2016, the Company exercised its option under the ImmunoGen Agreement entered in January 2014 to obtain a worldwide, exclusive, sublicensable license from ImmunoGen for the development and commercialization of products directed against the target selected by the Company under the research collaboration pursuant to the ImmunoGen Agreement.

On March 1, 2016, the Company entered into an agreement to terminate the current lease (“Lease Termination”) with its current landlord. The Lease Termination provides for early termination of the current lease effective on November 30, 2016. The Company will not be required to pay the landlord a termination payment in connection with the early termination of the lease. Prior to the execution of the Lease Termination, the current lease had been scheduled to expire on January 31, 2019.

The future minimum lease payments for all the Company’s facility leases as of March 1, 2016 are as follows (in thousands):

<b>Year Ending December 31:</b>	
2016	\$ 1,298
2017	3,387
2018	4,374
2019	4,506
2020 and beyond	34,144
Total	<u>\$ 47,709</u>

**Item 9.            *Changes in and Disagreements with Accountants on Accounting and Financial Disclosure***

None

**Item 9A.          *Controls and Procedures***

**Evaluation of Disclosure Controls and Procedures.**

The term “disclosure controls and procedures,” as defined in Rules 13a-15(e) and 15d-15(e) under the Exchange Act refers to controls and procedures that are designed to ensure that information required to be disclosed by a company in the reports that it files or submits under the Exchange Act is recorded, processed, summarized and reported, within the time periods specified in the SEC’s rules and forms. Disclosure controls and procedures include, without limitation, controls and procedures designed to ensure that information required to be disclosed by a company in the reports that it files or submits under the Exchange Act is accumulated and communicated to the company’s management, including its principal executive and principal financial officers, or persons performing similar functions, as appropriate to allow timely decisions regarding required disclosure. Our management recognizes that any controls and procedures, no matter how well designed and operated, can provide only reasonable assurance of achieving their objectives and our management necessarily applies its judgment in evaluating the cost-benefit relationship of possible controls and procedures. Our disclosure controls and procedures are designed to provide reasonable assurance of achieving their control objectives.

Our management, with the participation of our Chief Executive Officer and Chief Financial Officer, has evaluated the effectiveness of our disclosure controls and procedures as of December 31, 2015, the end of the period covered by this Annual Report on Form 10-K. Based upon such evaluation, our Chief Executive Officer and Chief Financial Officer have concluded that our disclosure controls and procedures were effective at the reasonable assurance level as of such date.

This annual report does not include a report of management’s assessment regarding internal control over financial reporting or an attestation report of the company’s registered public accounting firm due to a transition period established by rules of the SEC for newly public companies.

***Changes in Internal Control Over Financial Reporting***

There were no changes in our internal control over financial reporting that occurred during the fiscal quarter ended December 31, 2015 that has materially affected, or is reasonably likely to materially affect, our internal control over financial reporting.

**Item 9B.          *Other Information***

Not applicable.

## PART III

### Item 10. Directors, Executive Officers and Corporate Governance

The information required by this Item will be set forth in the Company's proxy statement to be filed with the Securities and Exchange Commission within 120 days after the Company's fiscal year end and is incorporated herein by reference.

We have adopted a code of business conduct and ethics that applies to all employees, including our principal executive officer, principal financial officer, principal accounting officer or controller, or persons performing similar functions. The code of business conduct and ethics is available on our website at [www.cytomx.com](http://www.cytomx.com). Amendments to, and waivers from, the code of business conduct and ethics that apply to any director, executive officer or persons performing similar functions will be disclosed at the website address provided above and, to the extent required by applicable regulations, on a Current Report on Form 8-K filed with the SEC.

### Item 11. Executive Compensation

The information required by this Item will be set forth in the Company's proxy statement to be filed with the Securities and Exchange Commission within 120 days after the Company's fiscal year end and is incorporated herein by reference.

### Item 12. Security Ownership of Certain Beneficial Owners and Management and Related Stockholder Matters

The information required by this Item will be set forth in the Company's proxy statement to be filed with the Securities and Exchange Commission within 120 days after the Company's fiscal year end and is incorporated herein by reference.

### Item 13. Certain Relationships and Related Transactions and Director Independence

The information required by this Item will be set forth in the Company's proxy statement to be filed with the Securities and Exchange Commission within 120 days after the Company's fiscal year end and is incorporated herein by reference.

### Item 14. Principal Accountant Fees and Services

The information required by this Item will be set forth in the Company's proxy statement to be filed with the Securities and Exchange Commission within 120 days after the Company's fiscal year end and is incorporated herein by reference.

## PART IV

### Item 15. Exhibits and Financial Statement Schedules

- (1) *Financial Statements:*

The financial statements required by Item 15(a) are filed as part of this Annual Report on Form 10-K under Item 8 "Financial Statements and Supplementary Data."

- (2) *Financial Statement Schedules:* None

- (3) *Exhibits.*

Except as so indicated in Exhibit 32.1, the following exhibits are filed as part of, or incorporated by reference into, this Annual Report on Form 10-K.

EXHIBIT NUMBER	EXHIBIT DESCRIPTION
3.1(1)	Amended and Restated Certificate of Incorporation.
3.2(1)	Amended and Restated Bylaws.
4.1(2)	Specimen Common Stock Certificate.
4.2(3)	Amended and Restated Investors' Rights Agreement dated as of June 12, 2015, by and among CytomX Therapeutics, Inc. and the investors named therein.
10.1(3)+	2011 Stock Incentive Plan, adopted on February 7, 2012, as amended ("2011 Plan").



EXHIBIT NUMBER	EXHIBIT DESCRIPTION
10.2(3)+	Form of Restricted Stock Award Agreement and Option Exercise Agreement under the 2011 Plan.
10.3(3)+	2010 Stock Incentive Plan adopted on September 21, 2010 (“2010 Plan”).
10.4(3)+	Form of Stock Option Agreement under the 2010 Plan.
10.5(4)+	2015 Equity Incentive Plan (“2015 Plan”).
10.6(2)+	2015 CytomX Therapeutics, Inc. Employee Stock Purchase Plan .
10.7(3)+	Employment Offer Letter Agreement between CytomX Therapeutics, Inc. and Sean A. McCarthy, D. Phil, dated as of December 15, 2010.
10.8(3)+	Severance and Change of Control Agreement, by and between CytomX Therapeutics, Inc. and Sean A. McCarthy, D. Phil, dated as of April 1, 2015.
10.9(3)+	Employment Offer Letter Agreement between CytomX Therapeutics, Inc. and Bob Goeltz, dated as of March 19, 2015.
10.10(3)+	Severance and Change of Control Agreement, by and between CytomX Therapeutics, Inc. and Bob Goeltz, dated as of May 11, 2015.
10.11(3)+	Employment Offer Letter Agreement between CytomX Therapeutics, Inc. and W. Michael Kavanaugh, M.D., dated as of December 13, 2014.
10.12(3)+	Severance and Change of Control Agreement, by and between CytomX Therapeutics, Inc. and Michael Kavanaugh, dated as of April 1, 2015.
10.13(3)+	Employment Offer Letter Agreement between CytomX Therapeutics, Inc. and Cynthia J. Ladd, dated as of May 1, 2015.
10.14(3)+	Severance and Change of Control Agreement, by and between CytomX Therapeutics, Inc. and Cynthia Ladd, dated as of June 15, 2015.
10.15(2)+	Separation Agreement and General Release of Terms, by and between Henry B. Lowman, Ph.D. and CytomX Therapeutics, Inc., dated as of September 30, 2014.
10.16(3)+	Form of Indemnification Agreement by and between CytomX Therapeutics, Inc. and each of its directors.
10.17(5)†	Research Collaboration Agreement dated as of January 8, 2014, by and between ImmunoGen, Inc. and CytomX Therapeutics, Inc., as amended by the First Amendment to Research Collaboration Agreement effective as of April 3, 2015.
10.18(5)†	Collaboration and License Agreement dated as of May 23, 2014, by and between CytomX Therapeutics, Inc. and Bristol-Myers Squibb Company.
10.19(5)†	Research Collaboration, Option and License Agreement dated as of May 30, 2013, by and between Pfizer, Inc. and CytomX Therapeutics, Inc.
10.20(3)	Lease Agreement dated as of March 29, 2013, by and between ARE-Technology Center SSF, LLC and CytomX Therapeutics, Inc.
10.21(3)	Exclusive Licence Agreement dated as of August 19, 2010, by and between The Regents of the University of California and CytomX Therapeutics, Inc., as amended by Amendment No. 1 to Exclusive Agreement effective as of May 30, 2013 and Amendment No. 2 to Exclusive Agreement effective as of November 8, 2013.
10.22(6)+	Form of Option Award Notice under the 2015 Plan.
10.23(6)+	Form of Early Exercise Option Award Notice under the 2015 Plan.
10.24(7)	Lease dated as of December 10, 2015, by and between CytomX Therapeutics, Inc. and HCP Oyster Point III LLC.
23.1(8)	Consent of Independent Registered Public Accounting Firm.
24	Power of Attorney (included on signature page to this Annual Report on Form 10-K).
31.1(8)	Certification of the Company’s principal executive officer required by Rule 13a-14(a) or Rule 15d-14(a).

EXHIBIT NUMBER	EXHIBIT DESCRIPTION
31.2(8)	Certification of the Company's principal financial officer required by Rule 13a-14(a) or Rule 15d-14(a).
32.1*	Section 1350 Certifications.
101.INS(8)	XBRL Report Instance Document.
101.SCH(8)	XBRL Taxonomy Extension Schema Document.
101.CAL(8)	XBRL Taxonomy Calculation Linkbase Document.
101.LAB(8)	XBRL Taxonomy Label Linkbase Document.
101.PRE(8)	XBRL Taxonomy Presentation Linkbase Document.
101.DEF(8)	XBRL Taxonomy Extension Definition Linkbase Document.
+	Indicates a management contract or compensatory plan.
†	Portions of this exhibit have been omitted pursuant to a request for confidential treatment, and omitted portions have been filed separately with the Securities and Exchange Commission.
*	Exhibit 32.1 is being furnished and shall not be deemed to be "filed" for purposes of Section 18 of the Exchange Act or otherwise subject to the liability of that section, nor shall such exhibit be deemed to be incorporated by reference in any registration statement or other document filed under the Securities Act, or the Exchange Act, except as otherwise stated in such filing.
(1)	Incorporated by reference to the indicated exhibit in the Company's Current Report on Form 8-K filed on October 19, 2015.
(2)	Incorporated by reference to the indicated exhibit in the Company's Amendment No. 3 to Registration Statement on Form S-1 (No. 333-206658) filed with the SEC on September 28, 2015.
(3)	Incorporated by reference to the indicated exhibit in the Company's Registration Statement on Form S-1 (No. 333-206658) filed with the SEC on August 28, 2015.
(4)	Incorporated by reference to the indicated exhibit in the Company's Amendment No. 5 to Registration Statement on Form S-1 (No. 333-206658) filed with the SEC on October 6, 2015.
(5)	Incorporated by reference to the indicated exhibit in the Company's Amendment No. 4 to Registration Statement on Form S-1 (No. 333-206658) filed with the SEC on October 2, 2015.
(6)	Incorporated by reference to the indicated exhibit in the Company's Quarterly Report on Form 10-Q for the quarter ended September 30, 2015 filed with the SEC on November 23, 2015.
(7)	Incorporated by reference to the indicated exhibit in the Company's Current Report on Form 8-K filed with the SEC on December 16, 2015.
(8)	Filed herewith.

## SIGNATURES

Pursuant to the requirements of Section 13 or 15(d) the Securities Exchange Act of 1934, the registrant has duly caused this Registration Statement to be signed on its behalf by the undersigned, thereunto duly authorized.

Date: March 7, 2016

CYTOMX THERAPEUTICS, INC.

By: /s/ Sean A. McCarthy  
Name: Sean A. McCarthy, D.Phil.  
Title: President and Chief Executive Officer

By: /s/ Robert C. Goeltz  
Name: Robert C. Goeltz II  
Title: Chief Financial Officer

## POWER OF ATTORNEY

Each person whose individual signature appears below hereby authorizes and appoints Sean A. McCarthy, D. Phil. and Robert C. Goeltz II and each of them, with full power of substitution and resubstitution, as his or her true and lawful attorney-in-fact and agent to act in his or her name, place and stead and to execute in the name and on behalf of each person, individually and in each capacity stated below, and to file any and all amendments to this Annual Report on Form 10-K and to file the same, with all exhibits thereto, and other documents in connection therewith, with the Securities and Exchange Commission, granting unto said attorney-in-fact and agents full power and authority to do and perform each and every act and thing, ratifying and confirming all that said attorney-in-fact and agents or his substitute or substitutes may lawfully do or cause to be done by virtue thereof. Pursuant to the requirements of the Securities Exchange Act of 1934, this report has been signed below by the following persons on behalf of the registrant and in the capacities and on the dates indicated.

<u>/s/ Sean A. McCarthy</u> Sean A. McCarthy, D.Phil.	President, Chief Executive Officer and Director <i>(Principal Executive Officer)</i>	March 7, 2016
<u>/s/ Robert C. Goeltz</u> Robert C. Goeltz II	Chief Financial Officer <i>(Principal Financial and Accounting Officer)</i>	March 7, 2016
<u>/s/ Hoyoung Huh, M.D., Ph.D.</u> Hoyoung Huh, M.D., Ph.D.	Chairman of the Board	March 7, 2016
<u>/s/ Neil Exter</u> Neil Exter	Director	March 7, 2016
<u>/s/ Frederick W. Gluck</u> Frederick W. Gluck	Director	March 7, 2016
<u>/s/ Elaine V. Jones, Ph.D.</u> Elaine V. Jones, Ph.D.	Director	March 7, 2016
<u>/s/ Timothy M. Shannon, M.D.</u> Timothy M. Shannon, M.D.	Director	March 7, 2016
<u>/s/ Matthew P. Young</u> Matthew P. Young	Director	March 7, 2016

## EXHIBIT INDEX

EXHIBIT NUMBER	EXHIBIT DESCRIPTION
3.1(1)	Amended and Restated Certificate of Incorporation.
3.2(1)	Amended and Restated Bylaws.
4.1(2)	Specimen Common Stock Certificate.
4.2(3)	Amended and Restated Investors' Rights Agreement dated as of June 12, 2015, by and among CytomX Therapeutics, Inc. and the investors named therein.
10.1(3)+	2011 Stock Incentive Plan, adopted on February 7, 2012, as amended ("2011 Plan").
10.2(3)+	Form of Restricted Stock Award Agreement and Option Exercise Agreement under the 2011 Plan.
10.3(3)+	2010 Stock Incentive Plan adopted on September 21, 2010 ("2010 Plan").
10.4(3)+	Form of Stock Option Agreement under the 2010 Plan.
10.5(4)+	2015 Equity Incentive Plan ("2015 Plan").
10.6(2)+	2015 CytomX Therapeutics, Inc. Employee Stock Purchase Plan .
10.7(3)+	Employment Offer Letter Agreement between CytomX Therapeutics, Inc. and Sean A. McCarthy, D. Phil, dated as of December 15, 2010.
10.8(3)+	Severance and Change of Control Agreement, by and between CytomX Therapeutics, Inc. and Sean A. McCarthy, D. Phil, dated as of April 1, 2015.
10.9(3)+	Employment Offer Letter Agreement between CytomX Therapeutics, Inc. and Bob Goeltz, dated as of March 19, 2015.
10.10(3)+	Severance and Change of Control Agreement, by and between CytomX Therapeutics, Inc. and Bob Goeltz, dated as of May 11, 2015.
10.11(3)+	Employment Offer Letter Agreement between CytomX Therapeutics, Inc. and W. Michael Kavanaugh, M.D., dated as of December 13, 2014.
10.12(3)+	Severance and Change of Control Agreement, by and between CytomX Therapeutics, Inc. and Michael Kavanaugh, dated as of April 1, 2015.
10.13(3)+	Employment Offer Letter Agreement between CytomX Therapeutics, Inc. and Cynthia J. Ladd, dated as of May 1, 2015.
10.14(3)+	Severance and Change of Control Agreement, by and between CytomX Therapeutics, Inc. and Cynthia Ladd, dated as of June 15, 2015.
10.15(2)+	Separation Agreement and General Release of Terms, by and between Henry B. Lowman, Ph.D. and CytomX Therapeutics, Inc., dated as of September 30, 2014.
10.16(3)+	Form of Indemnification Agreement by and between CytomX Therapeutics, Inc. and each of its directors.
10.17(5)†	Research Collaboration Agreement dated as of January 8, 2014, by and between ImmunoGen, Inc. and CytomX Therapeutics, Inc., as amended by the First Amendment to Research Collaboration Agreement effective as of April 3, 2015.
10.18(5)†	Collaboration and License Agreement dated as of May 23, 2014, by and between CytomX Therapeutics, Inc. and Bristol-Myers Squibb Company.
10.19(5)†	Research Collaboration, Option and License Agreement dated as of May 30, 2013, by and between Pfizer, Inc. and CytomX Therapeutics, Inc.
10.20(3)	Lease Agreement dated as of March 29, 2013, by and between ARE-Technology Center SSF, LLC and CytomX Therapeutics, Inc.

EXHIBIT NUMBER	EXHIBIT DESCRIPTION
10.21(3)	Exclusive Licence Agreement dated as of August 19, 2010, by and between The Regents of the University of California and CytomX Therapeutics, Inc., as amended by Amendment No. 1 to Exclusive Agreement effective as of May 30, 2013 and Amendment No. 2 to Exclusive Agreement effective as of November 8, 2013.
10.22(6)+	Form of Option Award Notice under the 2015 Plan.
10.23(6)+	Form of Early Exercise Option Award Notice under the 2015 Plan.
10.24(7)	Lease dated as of December 10, 2015, by and between CytomX Therapeutics, Inc. and HCP Oyster Point III LLC.
23.1(8)	Consent of Independent Registered Public Accounting Firm.
24	Power of Attorney (included on signature page to this Annual Report on Form 10-K).
31.1(8)	Certification of the Company's principal executive officer required by Rule 13a-14(a) or Rule 15d-14(a).
31.2(8)	Certification of the Company's principal financial officer required by Rule 13a-14(a) or Rule 15d-14(a).
32.1*	Section 1350 Certifications.
101.INS(8)	XBRL Report Instance Document.
101.SCH(8)	XBRL Taxonomy Extension Schema Document.
101.CAL(8)	XBRL Taxonomy Calculation Linkbase Document.
101.LAB(8)	XBRL Taxonomy Label Linkbase Document.
101.PRE(8)	XBRL Taxonomy Presentation Linkbase Document.
101.DEF(8)	XBRL Taxonomy Extension Definition Linkbase Document.
+	Indicates a management contract or compensatory plan.
†	Portions of this exhibit have been omitted pursuant to a request for confidential treatment, and omitted portions have been filed separately with the Securities and Exchange Commission.
*	Exhibit 32.1 is being furnished and shall not be deemed to be "filed" for purposes of Section 18 of the Exchange Act or otherwise subject to the liability of that section, nor shall such exhibit be deemed to be incorporated by reference in any registration statement or other document filed under the Securities Act, or the Exchange Act, except as otherwise stated in such filing.
(1)	Incorporated by reference to the indicated exhibit in the Company's Current Report on Form 8-K filed on October 19, 2015.
(2)	Incorporated by reference to the indicated exhibit in the Company's Amendment No. 3 to Registration Statement on Form S-1 (No. 333-206658) filed with the SEC on September 28, 2015.
(3)	Incorporated by reference to the indicated exhibit in the Company's Registration Statement on Form S-1 (No. 333-206658) filed with the SEC on August 28, 2015.
(4)	Incorporated by reference to the indicated exhibit in the Company's Amendment No. 5 to Registration Statement on Form S-1 (No. 333-206658) filed with the SEC on October 6, 2015.
(5)	Incorporated by reference to the indicated exhibit in the Company's Amendment No. 4 to Registration Statement on Form S-1 (No. 333-206658) filed with the SEC on October 2, 2015.
(6)	Incorporated by reference to the indicated exhibit in the Company's Quarterly Report on Form 10-Q for the quarter ended September 30, 2015 filed with the SEC on November 23, 2015.
(7)	Incorporated by reference to the indicated exhibit in the Company's Current Report on Form 8-K filed with the SEC on December 16, 2015.
(8)	Filed herewith.

CONSENT OF INDEPENDENT REGISTERED PUBLIC ACCOUNTING FIRM

We hereby consent to the use in the Registration Statement on Form S-8 (No. 333-207694) of CytomX Therapeutics, Inc. of our report dated March 7, 2016 relating to the financial statements, which appears in this Form 10-K.

/s/ PricewaterhouseCoopers LLP

San Jose, California

March 7, 2016

## CERTIFICATIONS

I, Sean A. McCarthy, D.Phil., certify that:

1. I have reviewed this Annual Report on Form 10-K of CytomX Therapeutics, Inc. for the year ended December 31, 2015;
2. Based on my knowledge, this report does not contain any untrue statement of a material fact or omit to state a material fact necessary to make the statements made, in light of the circumstances under which such statements were made, not misleading with respect to the period covered by this report;
3. Based on my knowledge, the financial statements and other financial information included in this report, fairly present in all material respects the financial condition, results of operations and cash flows of the registrant as of, and for, the periods presented in this report;
4. The registrant's other certifying officer(s) and I are responsible for establishing and maintaining disclosure controls and procedures (as defined in Exchange Act Rules 13a-15(e) and 15d-15(e)) and internal control over financial reporting (as defined in Exchange Act rules 13a-15(f) and 15d-15(f)) for the registrant and have:
  - a) Designed such disclosure controls and procedures, or caused such disclosure controls and procedures to be designed under my supervision, to ensure that material information relating to the registrant, including its consolidated subsidiaries, is made known to us by others within those entities, particularly during the period in which this report is being prepared;
  - b) Evaluated the effectiveness of the registrant's disclosure controls and procedures and presented in this report our conclusions about the effectiveness of the disclosure controls and procedures, as of the end of the period covered by this report based on such evaluation; and
  - c) Disclosed in this report any change in the registrant's internal control over financial reporting that occurred during the registrant's most recent fiscal quarter (the registrant's fourth fiscal quarter in the case of an annual report) that has materially affected, or is reasonably likely to materially affect, the registrant's internal control over financial reporting.
5. The registrant's other certifying officer(s) and I have disclosed, based on our most recent evaluation of internal control over financial reporting, to the registrant's auditors and the audit committee of the registrant's board of directors (or persons performing the equivalent functions):
  - a) All significant deficiencies and material weaknesses in the design or operation of internal control over financial reporting which are reasonably likely to adversely affect the registrant's ability to record, process, summarize and report financial information; and
  - b) Any fraud, whether or not material, that involves management or other employees who have a significant role in the registrant's internal control over financial reporting.

Date: March 7, 2016

/s/ Sean A. McCarthy

Sean A. McCarthy, D.Phil.

President and Chief Executive Officer

*(Principal Executive Officer)*



## CERTIFICATIONS

I, Robert C. Goeltz II, certify that:

1. I have reviewed this Annual Report on Form 10-K of CytomX Therapeutics, Inc. for the year ended December 31, 2015;
2. Based on my knowledge, this report does not contain any untrue statement of a material fact or omit to state a material fact necessary to make the statements made, in light of the circumstances under which such statements were made, not misleading with respect to the period covered by this report;
3. Based on my knowledge, the financial statements and other financial information included in this report, fairly present in all material respects the financial condition, results of operations and cash flows of the registrant as of, and for, the periods presented in this report;
4. The registrant's other certifying officer(s) and I are responsible for establishing and maintaining disclosure controls and procedures (as defined in Exchange Act Rules 13a-15(e) and 15d-15(e)) and internal control over financial reporting (as defined in Exchange Act rules 13a-15(f) and 15d-15(f)) for the registrant and have:
  - a) Designed such disclosure controls and procedures, or caused such disclosure controls and procedures to be designed under my supervision, to ensure that material information relating to the registrant, including its consolidated subsidiaries, is made known to us by others within those entities, particularly during the period in which this report is being prepared;
  - b) Evaluated the effectiveness of the registrant's disclosure controls and procedures and presented in this report our conclusions about the effectiveness of the disclosure controls and procedures, as of the end of the period covered by this report based on such evaluation; and
  - c) Disclosed in this report any change in the registrant's internal control over financial reporting that occurred during the registrant's most recent fiscal quarter (the registrant's fourth fiscal quarter in the case of an annual report) that has materially affected, or is reasonably likely to materially affect, the registrant's internal control over financial reporting.
5. The registrant's other certifying officer(s) and I have disclosed, based on our most recent evaluation of internal control over financial reporting, to the registrant's auditors and the audit committee of the registrant's board of directors (or persons performing the equivalent functions):
  - a) All significant deficiencies and material weaknesses in the design or operation of internal control over financial reporting which are reasonably likely to adversely affect the registrant's ability to record, process, summarize and report financial information; and
  - b) Any fraud, whether or not material, that involves management or other employees who have a significant role in the registrant's internal control over financial reporting.

Date: March 7, 2016

/s/ Robert C. Goeltz  
Robert C. Goeltz II  
Chief Financial Office  
(Principal Financial and Accounting Officer)

## SECTION 1350 CERTIFICATIONS\*

Pursuant to the requirement set forth in Rule 13a-14(b) of the Securities Exchange Act of 1934, as amended (the “Exchange Act”), and Section 1350 of Chapter 63 of Title 18 of the United States Code (18 U.S.C. § 1350), Sean A. McCarthy, D.Phil., President and Chief Executive Officer (*Principal Executive Officer*) of CytomX Therapeutics, Inc. (the “Company”), and Robert C. Goeltz II, Chief Financial Officer (*Principal Financial and Accounting Officer*) of the Company, each hereby certifies that, to the best of his knowledge:

1. The Company’s Annual Report on Form 10-K for the year ended December 31, 2015, to which this Certification is attached as Exhibit 32.1 (the “Annual Report”), fully complies with the requirements of Section 13(a) or 15(d) of the Exchange Act; and

2. The information contained in the Annual Report fairly presents, in all material respects, the financial condition and results of operations of the Company for the period covered by the Annual Report.

Dated: March 7, 2016

/s/ Sean A. McCarthy

Sean A. McCarthy, D.Phil.

President and Chief Executive Officer

(*Principal Executive Officer*)

/s/ Robert C. Goeltz

Robert C. Goeltz II

Chief Financial Officer

(*Principal Financial and Accounting Officer*)

\* This certification accompanies the Annual Report on Form 10-K, to which it relates, is not deemed filed with the Securities and Exchange Commission and is not to be incorporated by reference into any filing of the Company under the Securities Act of 1933, as amended, or the Securities Exchange Act of 1934, as amended (whether made before or after the date of the Form 10-K), irrespective of any general incorporation language contained in such filing.

