


+ freightcar america
2007 annual report

We measure ourselves by our achievements
and also by our potential.



**FreightCar
America**



We are continuing to position FreightCar America for long-term success as we progress on several strategic growth initiatives.

We are focused on our four achievements made during 2007. We've improved capacity, developed our organization, expanded internationally, and executed a stock repurchase plan to keep us **on track and moving forward.**



We are a manufacturer of railroad freight cars, with particular expertise in coal-carrying railcars. In addition to coal cars, FreightCar America designs and builds flat cars, mill gondola cars, intermodal cars, coil steel cars and motor vehicle carriers.

FreightCar America has been building railcars for more than 100 years. With this heritage always in mind, we are putting our core values into action: Communications, Commitments, Continuous Improvement, Customer Service and Can-Do Attitude. For our customers, this means the delivery of on-time, high-quality and affordable railcar solutions. For our employees, these values guide each of our decisions. For our investors, these values are how we return value to shareholders.

+ *development of management*

The focus of the management team is on streamlining operations, improving productivity and developing the highest quality talent to grow FreightCar America organically and strategically, both domestically and worldwide.



(Pictured from left to right) Thomas P. McCarthy Senior Vice President, Human Resources, Nicholas J. Matthews Vice President, Operations, Edward J. Whalen Senior Vice President, Marketing and Sales, Kevin P. Bagby Vice President, Finance, Chief Financial Officer and Treasurer, Christian B. Ragot President and Chief Executive Officer, Charles J. Magolske Vice President, Business Development and Strategy, Laurence M. Trusdell General Counsel and Corporate Secretary

With a new CEO and other additions to our board and management team, we are building a team at FreightCar America committed to improving operations while reducing costs during a downward cycle in the domestic railcar market. Just as important, our team is setting a new strategic direction for our company that includes expanding our product offerings and geographic markets.

Our management and employees have dedicated ourselves to streamlining our business processes, controlling costs and developing a culture of teamwork and core values to create better returns for shareholders. Our board of directors has focused on improving our organization to ensure good corporate governance and proper stewardship of your investment. We are steaming ahead as a team with important internal and strategic ventures aimed at ensuring the long-term success of FreightCar America.

+ *our core values*

Our core values are the focal point we use to best serve our customers, grow shareholder value and bring forth the greatest talent from our employees.



Communication

frequent and timely

Commitments

meet them, no excuses

Continuous Improvement

plan, execute, evaluate and react

Customer Service

meet or exceed customer expectations

Can Do Attitude

relentless drive for results

In 2007 FreightCar America formally established our core values wrapped around the 5Cs: Communication, Commitments, Continuous Improvement, Customer Service and Can-Do Attitude. We believe these fundamentals are essential in executing our strategic initiatives and serve as the guiding principles our company will utilize each day.

Frequent and timely communications are open channels to our customers, shareholders and employees. Meeting our commitments is something we will always do without exception or excuses. We are continuously improving by planning, executing, then re-evaluating to achieve even better results the next time. We strive to provide our customers with service that exceeds their expectations. Lastly, we will always give our customers, shareholders and teammates our best efforts with a can-do attitude. Our goal being improved results. These simple guideposts are what drive our culture and help us make the correct decisions to drive long-term value for our shareholders.

As anticipated, 2007 was a challenging period for the railcar industry. We made solid progress in executing a strategy that responded to the changing industry dynamics and prepared us for future challenges. We reduced our cost structure, streamlined operations, and improved productivity of new car builds, thus affecting backlog turnaround time and quality—while still maintaining our position as a market leader.



Talent Development

Through hiring, promotions, talent and team development, we are putting together the top management team in the industry.

4% > 12%

Revenue Diversification

Approximately 12% of our deliveries in 2007 were non-coal cars, compared to approximately 4% in 2006.



Competitive Advantage

283,000 coal cars in service during 2007.
Fueling demand for coal cars.



International Expansion

Approximately 8% of 2007 deliveries were to international markets compared to approximately 3% in 2006.



Manufacturing Footprint

In a price-sensitive, downward business cycle, we made a critical decision to optimize our lower-cost facilities by reducing our manufacturing footprint.



+ to our employees, customers, suppliers and stockholders

Looking ahead, we are optimistic about the decisions we made to set a new strategic direction for FreightCar America.



We are pleased to report that 2007 was a transformational year for FreightCar America—a year with new leadership, a new set of core values and a new strategic direction for our company. The year also marked my first year as president and CEO, and I believe the opportunities on the horizon will set a new direction for the company to achieve a foundation of sustainable growth.

Coming off a record-setting year in 2006, we devoted our attention to the difficult realities of a marketplace experiencing a downward business trend. As we anticipated, 2007 was a challenging period for the domestic railcar industry. Declining industry volumes, combined with pricing pressure and aggressive lease-rate activities, created further difficulties for all industry participants.

However, we made solid progress in executing a strategy that not only responded to the changing industry dynamics, but also prepared us for future challenges. We reduced our cost structure, streamlined operations and improved productivity of new car builds, which in turn improved our backlog turnaround time and quality. All the while, we still maintained our position as a market leader.

Central to our cost reduction efforts is a change in our manufacturing footprint. The decision to close the Johnstown plant is designed to lower our cost structure and improve our competitiveness. In a highly price-sensitive marketplace in a downward business cycle, it is critical that we optimize our lower-cost manufacturing facilities.

Because of these various actions, we continued to post profits in 2007. The company reported net sales of \$817.0 million for the year ended Dec. 31, 2007, compared with net sales of \$1,444.8 million for 2006. Net income attributable to common stockholders was \$26.5 million, or \$2.17 per diluted share compared with net income of \$128.7 million, or \$10.07 per diluted share for 2006.

Included in our 2007 results are pre-tax charges of \$37.2 million, or \$1.96 per diluted share on an after-tax

basis, related to the decision to close Johnstown and other charges associated with processes we have put into place.

We are pleased with the cash flow generated in 2007, which allowed us to improve our already-strong balance sheet as we explore strategic alternatives to enhance shareholder value. Our strong cash flow also helped us execute a share repurchase program for \$50.0 million of stock.

Beyond our financial results, we have achieved important milestones through the investments we made in people, business processes, new product development and customer support programs. In addition, we made an important cultural change in the organization through the development of our core values. These values encompass what we call the 5 C's: Communication, Commitments, Continuous Improvement, Customer Service and Can-Do Attitude.

Using these core values as a collective lens, we continue to focus on customer support systems and new product development. We have dedicated ourselves to streamlining our business processes and controlling costs in order to create better returns for shareholders.

The strides we made on talent and team development in 2007 was a direct result of our core values in action. We have hired key talent and reassessed our internal capabilities via positive cross-functional transitions and promotions, ultimately rewarding our employees and recognizing achievements.

Looking ahead, we are optimistic about the decisions we made to set a new strategic direction for FreightCar America. We are pursuing both organic and strategic growth opportunities. Organic growth within our organization will extend our internal capabilities across product lines, and ultimately, a return on the capital employed. We are also optimistic in our pursuit of strategic partnerships that will add value through joint ventures, accretive acquisitions and new relationships. By expanding our revenue profile with organic and strategic initiatives, we expect to position the company to achieve and sustain superior shareholder value.

We are excited by our increased geographic presence in 2007 through our new joint venture with Titagarh Wagons Limited, based in India. If the initial stage of the joint venture is successful and market conditions are favorable, then the joint venture company is expected to begin railcar production

in India beginning in 2009 using manufacturing methods that FreightCar America has developed.

The company remains as focused as ever on the coal car business, though we are expanding into other railcar and geographic locations. Approximately 12 percent of our deliveries in 2007 were non-coal cars, as compared to 4 percent in 2006, while approximately 8 percent of 2007 deliveries were to international markets as compared to 3 percent in 2006. We plan to continue to grow our product offerings, including our five-unit double-stack articulated intermodal well car, next-generation aggregate cars, an ore-taconite car, and a number of other products still in development. In addition, we are exploring options to sell our current product lines overseas, such as in Latin America, the Middle East and other areas with developed railroad infrastructure and growing commodities industries.

FreightCar will continue to serve the coal car market with coal cars being our flagship product. The long-term demand for coal as the primary fuel source for electricity generation remains strong, and we expect coal will continue to provide roughly half of the fuel used for electricity generation in the U.S. for the foreseeable future. Industry coal production increased 14.3 percent in 2007, which should have a positive impact on coal car loadings in 2008, though we still expect the market for coal car deliveries to remain soft. Global demand for export coal—particularly steam coal—has significantly increased with tightening supplies. FreightCar supports clean coal initiatives and advocacy by the U.S. government for clean coal technology.

The long-term fundamental trends in our industry remain strong. We will continue to make investments that will lead FreightCar to achieve operational excellence. At the top of our agenda for 2008 are strict cost management policies in purchasing and production, company-wide support of our core values and strategic initiatives that will generate value for our employees, customers, suppliers and stockholders. I thank you for your continued support.



Christian B. Ragot
President and Chief Executive Officer

+ a message from the chairman of the board

While centered on the challenges, your board of directors is taking steps to ensure good corporate governance and proper stewardship of your investment.

Our company began 2007 with two great challenges: The successful transition from a long-serving CEO to new leadership, and delivering strong operational performance during an industry down-cycle.

The FreightCar America board began our planning for a worthy successor to John Carroll in early 2006. Our search culminated in May of 2007, when Chris Ragot became CEO. Since then, the whole company has participated vigorously with Chris to make the transition to new leadership successful.

Chris and his team worked hard to sustain the company's performance during 2007 and to build long-term value, as Chris spells out in his accompanying message to you.

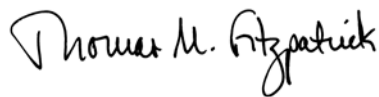
While FreightCar America's heritage stretches back to its first railcars in 1901, its corporate stewardship and governance practices are relatively new in many senses important to you as a stockholder. The company entered the public stock market less than three years ago. All but one of your directors joined the Board at or since the IPO. With the addition of Bill Gehl as a director in May 2007, your Board now includes six independent directors. The members of our Audit, Compensation and Nominating & Corporate Governance Committees are entirely independent of the company.

Building on the governance structures in place at the IPO, we continue to refine our approach to corporate stewardship on your behalf in the particular context of FreightCar America's needs. In 2006, you accepted our recommendations to clarify our procedures for the election of directors, so that every director elected mid-term by the Board now clearly stands for re-election by the stockholders at the next annual meeting. In 2007, we established that any director or director candidate who is elected with less than a majority of the votes cast by you and your fellow stockholders offers his or her resignation for the Board's consideration.

FreightCar America's circumstances are dynamic, and we will therefore continue to review and refine the governance practices best suited to promote FreightCar America's long-term profitability and long-term value for its stockholders.

2008 will challenge the company's management to sustain and build superior value for you in a difficult market, and the Board will concentrate on supporting and supervising management as the company works to deliver strong operational performance. In addition, your Board expects to engage with management during 2008 in two major areas: sustained attention to strategy, and enhanced responsiveness to you and the rest of the company's stockholder community.

On behalf of all of your directors, thank you for being part of the FreightCar America stockholder community, and for giving us the opportunity to represent you in this exciting business.



Thomas M. Fitzpatrick
Chairman

**UNITED STATES
SECURITIES AND EXCHANGE COMMISSION
Washington, D.C. 20549**

FORM 10-K

ANNUAL REPORT PURSUANT TO SECTION 13 OR 15(d) OF THE SECURITIES EXCHANGE ACT OF 1934

For the fiscal year ended December 31, 2007

or

TRANSITION REPORT PURSUANT TO SECTION 13 OR 15(d) OF THE SECURITIES EXCHANGE ACT OF 1934

Commission file number: 000-51237

FREIGHTCAR AMERICA, INC.

(Exact name of registrant as specified in its charter)

Delaware
(State or other jurisdiction of incorporation or organization)

25-1837219
(I.R.S. Employer Identification No.)

Two North Riverside Plaza, Suite 1250, Chicago, Illinois
(Address of principal executive offices)

60606
(Zip Code)

(800) 458-2235

(Registrant's telephone number, including area code)

Securities registered pursuant to Section 12(b) of the Act:

Title of class	Name of Each Exchange on Which Registered
Common stock, par value \$0.01 per share	Nasdaq Global Market

Securities registered pursuant to Section 12(g) of the Act:

None.

Indicate by check mark if the registrant is a well-known seasoned issuer, as defined in Rule 405 of the Securities Act. YES NO

Indicate by check mark if the registrant is not required to file reports pursuant to Section 13 or Section 15(d) of the Act. YES NO

Indicate by check mark whether the registrant (1) has filed all reports required to be filed by Section 13 or 15(d) of the Securities Exchange Act of 1934 during the preceding 12 months (or for such shorter period that the registrant was required to file such reports), and (2) has been subject to such filing requirements for the past 90 days. YES NO

Indicate by check mark if disclosure of delinquent filers pursuant to Item 405 of Regulation S-K is not contained herein, and will not be contained, to the best of the registrant's knowledge, in definitive proxy or information statements incorporated by reference in Part III of this Form 10-K or any amendment of this Form 10-K.

Indicate by check mark whether the registrant is a large accelerated filer, an accelerated filer, a non-accelerated filer, or a smaller reporting company. See definition of "large accelerated filer", "accelerated filer" and "smaller reporting company" in Rule 12b-2 of the Exchange Act.:

Large accelerated filer Accelerated filer Non-accelerated filer Smaller Reporting Company
(Do not check if a smaller reporting company)

Indicate by check mark whether the registrant is a shell company (as defined in Rule 12b-2 of the Act). YES NO

The aggregate market value of the registrant's common stock held by non-affiliates of the registrant as of June 30, 2007 was \$582.3 million, based on the closing price of \$47.84 per share on the Nasdaq Global Market.

As of March 7, 2008, there were 11,854,846 shares of the registrant's common stock outstanding.

DOCUMENTS INCORPORATED BY REFERENCE

Documents

Portions of the registrant's definitive Proxy Statement for the 2008 annual meeting of stockholders to be filed pursuant to Regulation 14A within 120 days of the end of the registrant's fiscal year ended December 31, 2007

Part of Form 10-K
Part III

FREIGHTCAR AMERICA, INC.

TABLE OF CONTENTS

		Page
PART I		
	Item 1. Business	3
	Item 1A. Risk Factors	10
	Item 1B. Unresolved Staff Comments	17
	Item 2. Properties	18
	Item 3. Legal Proceedings	18
	Item 4. Submission of Matters to a Vote of Security Holders	19
PART II		
	Item 5. Market for Registrant’s Common Equity, Related Stockholder Matters and Issuer Purchases of Equity Securities	20
	Item 6. Selected Financial Data	22
	Item 7. Management’s Discussion and Analysis of Financial Condition and Results of Operations	23
	Item 7A. Quantitative and Qualitative Disclosures About Market Risk	39
	Item 8. Financial Statements and Supplementary Data	40
	Item 9. Changes in and Disagreements With Accountants on Accounting and Financial Disclosure	70
	Item 9A. Controls and Procedures	70
	Item 9B. Other Information	71
PART III		
	Item 10. Directors, Executive Officers and Corporate Governance	71
	Item 11. Executive Compensation	71
	Item 12. Security Ownership of Certain Beneficial Owners and Management and Related Stockholder Matters	71
	Item 13. Certain Relationships and Related Transactions, and Director Independence	71
	Item 14. Principal Accounting Fees and Services	71
PART IV		
	Item 15. Exhibits, Financial Statement Schedules	72
	SIGNATURES	73

PART I

Item 1. Business.

OVERVIEW

We are the leading manufacturer of aluminum-bodied railcars in North America, based on the number of railcars delivered. We specialize in the production of aluminum-bodied coal-carrying railcars, which represented 86% of our deliveries of railcars in 2007 and 96% of our deliveries of railcars in 2006, while the balance of our production consisted of a broad spectrum of railcar types, including aluminum-bodied and steel-bodied railcars. We also refurbish and rebuild railcars and sell forged, cast and fabricated parts for all of the railcars we produce, as well as those manufactured by others.

We are the leading North American manufacturer of coal-carrying railcars. We estimate that we have manufactured 80% of the coal-carrying railcars delivered over the three years ended December 31, 2007 in the North American market. Our BethGon[®] railcar has been the leading aluminum-bodied coal-carrying railcar sold in North America for nearly 20 years. Over the last 25 years, we believe we have built and introduced more types of coal-carrying railcars than all other manufacturers in North America combined.

Our facilities are located in Danville, Illinois, Johnstown, Pennsylvania and Roanoke, Virginia. Each of our facilities has the capability to manufacture a variety of types of railcars, including aluminum-bodied and steel-bodied railcars. We commenced operations at our leased manufacturing facility in Roanoke, Virginia in December 2004, and we delivered the first railcar manufactured at the Roanoke facility during the second quarter of 2005.

Our primary customers are shippers, railroads and financial institutions, which represented 51%, 27% and 21%, respectively, of our total sales attributable to each type of customer for the year ended December 31, 2007. In the year ended December 31, 2007, we delivered 10,282 new railcars, including 8,821 aluminum-bodied coal-carrying railcars. Our total backlog of firm orders for new railcars decreased from 9,315 railcars as of December 31, 2006 to 5,399 railcars as of December 31, 2007, representing estimated sales of \$697 million and \$422 million as of December 31, 2006 and 2007, respectively, attributable to such backlog.

We and our predecessors have been manufacturing railcars since 1901. On April 11, 2005, we completed an initial public offering of shares of our common stock. On September 27, 2005, we completed a secondary public offering of shares of our common stock by selling stockholders.

Our Internet website is www.freightcaramerica.com. We make available free of charge on or through our website items related to corporate governance, including, among other things, our corporate governance guidelines, charters of various committees of the Board of Directors and our code of business conduct and ethics. Our annual reports on Form 10-K, quarterly reports on Form 10-Q and current reports on Form 8-K are available on our website and on the SEC's website at www.sec.gov. Any stockholder of our company may also obtain copies of these documents, free of charge, by sending a request in writing to Investor Relations at FreightCar America, Inc., Two North Riverside Plaza, Suite 1250, Chicago, Illinois 60606.

OUR PRODUCTS AND SERVICES

We design and manufacture aluminum-bodied and steel-bodied railcars that are used in various industries. In particular, we have expertise in the manufacture of aluminum-bodied coal-carrying railcars.

The types of railcars listed below include the major types of railcars that we are capable of manufacturing; however, some of the types of railcars listed below have not been ordered by any of our customers or manufactured by us in a number of years.

Any of the railcar types listed below may be further developed with particular characteristics, depending on the nature of the materials being transported and customer specifications. In addition, we refurbish and rebuild railcars and sell forged, cast and fabricated parts for all of the railcars that we manufacture, as well as those manufactured by others.

We manufacture two primary types of coal-carrying railcars: gondolas and open-top hoppers. We build all of our coal-carrying railcars using a patented one-piece center sill, the main longitudinal structural component of the railcar. The one-piece center sill provides a higher carrying capacity and weighs significantly less than traditional multiple-piece center sills.

- *BethGon Series.* The BethGon is the leader in the aluminum-bodied coal-carrying gondola railcar segment. We believe the BethGon railcar can carry more coal than traditional gondola railcars. Since we introduced the steel BethGon railcar in the late 1970s and the aluminum BethGon railcar in 1986, the BethGon railcar has become the most widely used coal-carrying railcar in North America. The BethGon railcar represented 57%, 45% and 33% of all the railcars we delivered in 2007, 2006 and 2005, respectively, and 52%, 41% and 28% of total revenue in 2007, 2006 and 2005, respectively.

We have continuously improved the BethGon's design since we began making this railcar. The improvements have been aimed at increasing carrying capacity and reducing weight while maintaining structural integrity. In 1986, we introduced the use of aluminum construction. The use of aluminum lowered each railcar's weight from approximately 60,000 pounds to approximately 42,000 pounds. We believe the new design increased hauling capacity by approximately nine tons per railcar over traditional flat-bottomed gondolas and lowered the railcar's center of gravity, providing a smoother ride with less wear on the railcar. In 1994, we introduced a higher payload aluminum gondola coal-carrying railcar, called the AeroFlo™ BethGon, which had redesigned sides for improved aerodynamics and greater fuel efficiency. In 2001, we introduced a new gondola coal-carrying railcar, the BethGon II, which has a lighter weight, higher capacity and increased durability suitable for long-haul coal-carrying railcar service. We have received several patents on the features of the BethGon II and continue to explore ways to increase the BethGon II's capacity and improve its reliability.

- *AutoFlood Series.* Our aluminum open-top hopper railcar, the AutoFlood, is a five-pocket coal-carrying railcar equipped with a bottom discharge gate mechanism. We began manufacturing AutoFlood railcars in 1984, and, in 1996, we introduced the AutoFlood II™. The AutoFlood II has smooth exterior sides that we believe maximize loading capacity and increase efficiency by reducing wind drag. The AutoFlood II's automatic rapid discharge system, the MegaFlo™ door system, incorporates a patented mechanism that uses an over-center locking design, enabling the cargo door to close with tension rather than by compression. The MegaFlo door system, which opens to its full width in only two seconds, provides a door opening which we believe is significantly wider than any competing door system and does not require periodic door adjustments. In addition, the MegaFlo door system design reduces wear on the railcar. In 2002, we introduced the AutoFlood III™, which has a smooth interior side that maintains the features of the MegaFlo door system while improving the railcar's flow characteristics for coal types that are difficult to unload. AutoFlood railcars can be equipped with rotary couplers to also permit rotary unloading. In 2007, our production of the AutoFlood III represented 19% of the total deliveries in the coal-carrying railcar market and 33% of the coal-carrying railcars we produced. The AutoFlood series represented 28%, 51% and 57% of all the railcars we delivered in 2007, 2006 and 2005, respectively, and 31%, 54% and 58% of total revenue in 2007, 2006 and 2005, respectively.
- *Other Coal-Carrying Railcars.* We also manufacture a variety of other types of aluminum and steel-bodied coal-carrying railcars, including triple hopper, hybrid aluminum/stainless steel and flat bottom gondola railcars.

Our portfolio of other railcar types that we offer includes:

- *Aluminum Vehicle Carrier.* In 2000, we designed and introduced our aluminum vehicle-carrying railcar, combining our expertise with aluminum-bodied railcars and our experience in building flat railcars. Our first aluminum vehicle carrier railcar design, the AVC™, has a lightweight, integrated design and is used to transport automobiles, commercial and conversion vans, pickup trucks and sport utility vehicles from assembly plants and ports to rail distribution centers. An aluminum body eliminates the need to paint the railcar during its expected lifetime. Our design helps to ensure that vehicles are delivered damage-free. AVCs are purchased by financial institutions, shippers and railroads. We had our first sale of the AVC in 2003.
- *Articulated Bulk Container Railcar.* Our articulated bulk container railcar has high strength and capacity and is designed to carry dense bulk products up to 59,000 pounds in 20 foot containers. We sell our articulated bulk container railcars primarily to shippers of high-density waste.
- *Intermodal Double Stack Railcar.* Our intermodal double stack railcar is used to transport containers that may also be transported by truck or ship, allowing cargo to be transported through different modes without loading and unloading of the containers.
- *Small Covered Hopper Railcar.* Our small covered hopper railcar is used to transport high-density products such as roofing granules, fly ash, sand and cement. This railcar features our patented one-piece cold-rolled center sill, 30-inch diameter hatch covers and bottom-unloading outlets.
- *Mill Gondola Railcar.* Our mill gondola railcar is used to transport steel products and scrap and features our patented one-piece cold-rolled center sill, cast draft sills, pinned side-to-end connections and a choice of welded or riveted sides.
- *Slab Railcar.* We believe that our slab railcar is the first railcar manufactured specifically to transport steel slabs. The slab railcar is a spine-type flat railcar that is approximately 20,000 pounds lighter than a standard mill gondola railcar that is also used to transport steel slabs, allowing customers to haul more steel slabs per railcar and more railcars in a train.
- *Coil Steel Railcar.* Our coil steel railcar has a transverse trough design that allows easy loading or unloading using overhead cranes or forklifts. This feature allows railroads to compete with truck haulage for the transportation of steel coils.
- *Flat Railcar.* We produce a variety of standard and heavy-duty flat railcars that can carry a variety of products, including machinery and equipment, steel and other bulky industrial products. Our high capacity flat railcar is used to transport, among other things, electrical transformers and generators.
- *Bulkhead Flat Railcar.* Our bulkhead flat railcar has end bulkheads designed to retain the load, which can include forest products, steel and structural components.
- *Hybrid Center Beam Flat Railcar.* Our FleXibeam™ center beam flat railcar is used to haul forest products, such as plywood, oriented strand board and dimensional lumber, and steel products, such as structural steel and pipe. The FleXibeam hauls approximately 14,000 pounds of additional product than a conventional center beam flat railcar, and its short high-strength center beam partition allows easy loading of steel and other products with overhead cranes.
- *Woodchip Gondola Railcar.* Our woodchip gondola railcar is used to haul woodchips and municipal waste or other high-volume, low-density commodities. It has rotary couplers and incorporates our patented one-piece cold-rolled center sill and tub design.
- *Other Open-Top Hopper Railcars.* We offer a variety of open-top hopper railcar designs to carry aggregates, iron ore, taconite pellets, petroleum coke and other bulk commodities. These railcars represented 8% and 4% of our railcar deliveries and total revenue in 2007 and 2006, respectively.

- *International Railcar Designs.* We have established a licensing arrangement with a railcar manufacturer in Brazil pursuant to which our technology is used to produce various types of railcars in Brazil. In addition, we manufacture coal-carrying railcars for export to Latin America and have manufactured intermodal railcars for export to the Middle East. Railroads outside of North America have a variety of track gauges that are sized differently than in North America, which requires us, in some cases, to alter manufacturing specifications for foreign sales. We are also exploring opportunities in other international markets.
- *Spare Parts.* We sell replacement parts for our railcars and railcars built by others.

We have added 16 new or redesigned products to our portfolio in the last five years, including the AVC, slab railcar, coil steel railcar, triple hopper railcars and hybrid aluminum/stainless steel railcars. We expect to continue introducing new or redesigned products.

MANUFACTURING

We operate railcar production facilities in Danville, Illinois, Johnstown, Pennsylvania, and Roanoke, Virginia. Our Danville, Johnstown and Roanoke facilities are each certified or approved for certification by the Association of American Railroads, or the AAR, which sets railcar manufacturing industry standards for quality control.

In December 2007, we announced that we planned to close our manufacturing facility located in Johnstown, Pennsylvania. This action was taken to further our strategy of maintaining our competitive position by optimizing production at our low-cost facilities and continuing our focus on cost control.

Our manufacturing process involves four basic steps: fabrication, assembly, finishing and inspection. Each of our facilities has numerous checkpoints at which we inspect products to maintain quality control, a process that our operations management continuously monitors. In our fabrication processes, we employ standard metal working tools, many of which are computer controlled. Each assembly line typically involves 15 to 20 manufacturing positions, depending on the complexity of the particular railcar design. We use mechanical fastening in the fitting and assembly of our aluminum-bodied railcar parts, while we typically use welding for the assembly of our steel-bodied railcars. For aluminum-bodied railcars, we begin the finishing process by cleaning the railcar's surface and then applying the decals. In the case of steel-bodied railcars, we begin the finishing process by blasting the surface area of the railcar and then painting it. We use water-based paints to reduce the emission of volatile organic compounds, and we meet state and U.S. federal regulations for control of emissions and disposal of hazardous materials. Once we have completed the finishing process, our employees, along with representatives of the customer purchasing the particular railcars, inspect all railcars for adherence to specifications.

We have focused on making our manufacturing facilities more flexible and cost-efficient while at the same time reducing product change-over times and improving product quality. We developed many of these improvements with the participation of our manufacturing employees, management and customers. We have implemented manufacturing concepts, whereby various manufacturing steps are accomplished in one location within the facility to eliminate unnecessary movement of parts within the facility, improve production rates and reduce inventories. These improvements are intended to provide us with increased flexibility in scheduling the production of orders and to minimize down time resulting from railcar type change-overs, thereby increasing the efficiency and lowering the cost of our manufacturing operations.

CUSTOMERS

We have strong long-term relationships with many large purchasers of railcars. Long-term customer relationships are particularly important in the railcar industry, given the limited number of buyers of railcars.

Our customer base consists mostly of North American financial institutions, shippers and railroads. We believe that our customers' preference for reliable, high-quality products, the relatively high cost for customers to switch manufacturers, our technological leadership in developing and enhancing innovative products and the competitive pricing of our railcars have helped us maintain our long-standing relationships with our customers.

In 2007, revenue from three customers, Burlington Northern Santa Fe Railway Company, Norfolk Southern Corporation, and TXU Energy, accounted for approximately 15%, 11% and 11% of total revenue, respectively. In 2007, sales to our top ten customers accounted for approximately 82% of total revenue. Our sales to customers

outside the United States were \$86.0 million in 2007. While we maintain strong relationships with our customers and we serve over 70 active customers, many customers do not purchase railcars every year since railcar fleets are not necessarily replenished or augmented every year. The size and frequency of railcar orders often results in a small number of customers representing a significant portion of our sales in a given year.

SALES AND MARKETING

Our direct sales group is organized geographically and consists of regional sales managers and product line managers, a manager of customer service and support staff. The regional sales managers are responsible for managing customer relationships. Our product line managers are responsible for product planning and contract administration. Our manager of customer service is responsible for after-sale follow-up and in-field product performance reviews.

RESEARCH AND DEVELOPMENT

Our railcar research and development activities provide us with an important competitive advantage. We believe that we are a leader in introducing new and improved railcar designs that respond to the needs of our customers. Railcar designs have been historically slow to change in our industry. We have introduced 16 new railcar designs or product-line extensions in the last five years. Our research and development team, working within our engineering group, is dedicated to the design of new products. In addition, the team continuously identifies design upgrades for our existing railcars, which we implement as part of our effort to reduce costs and improve quality. We introduce new railcar designs as a result of a combination of customer feedback and close observation of market demand trends. Our engineers use current modeling software and three-dimensional modeling technology to assist with product design. New product designs are tested for compliance with AAR standards prior to introduction. Costs associated with research and development are expensed as incurred and totaled \$2.0 million, \$0.9 million and \$0.4 million for the years ended December 31, 2007, 2006 and 2005, respectively.

BACKLOG

We define backlog as the value of products or services to which our customers have committed in writing to purchase from us, which have not been recognized as sales. Our contracts include cancellation clauses under which customers are required, upon cancellation of the contract, to reimburse us for costs incurred in reliance on an order and to compensate us for lost profits. However, customer orders may be subject to customer requests for delays in railcar deliveries, inspection rights and other customary industry terms and conditions, which could prevent or delay backlog from being converted into sales.

The following table depicts our reported railcar backlog in number of railcars and estimated future sales value attributable to such backlog, for the periods shown.

	Year Ended December 31,		
	2007	2006	2005
Railcar backlog at start of period.....	9,315	20,729	11,397
New railcars delivered.....	(10,282)	(18,764)	(13,031)
New railcar orders.....	6,366	7,350	22,363
Railcar backlog at end of period.....	<u>5,399</u>	<u>9,315</u>	<u>20,729</u>
Estimated backlog at end of period (in thousands) ⁽¹⁾	\$ 422,054	\$ 697,054	\$ 1,412,424

- (1) Estimated backlog reflects the total sales attributable to the backlog reported at the end of the particular period as if such backlog were converted to actual sales. Estimated backlog does not reflect potential price increases and decreases under customer contracts that provide for variable pricing based on changes in the cost of raw materials.

We expect that all of our reported backlog as of December 31, 2007 will be converted to sales by the end of 2008. However, our reported backlog may not be converted to sales in any particular period, if at all, and the actual sales

from these contracts may not equal our reported backlog estimates. See Item 1A. “Risk Factors—Risks Related to Our Business—The level of our reported backlog may not necessarily indicate what our future sales will be and our actual sales may fall short of the estimated sales value attributed to our backlog.” In addition, due to the large size of railcar orders and variations in the mix of railcars, the size of our reported backlog at the end of any given period may fluctuate significantly. See Item 1A. “Risk Factors—Risks Related to the Railcar Industry—The variable purchase patterns of our customers and the timing of completion, delivery and acceptance of customer orders may cause our sales and income from operations to vary substantially each quarter, which will result in significant fluctuations in our quarterly results.” We currently do not have any backlog for rebuilt railcars.

SUPPLIERS AND MATERIALS

The cost of raw materials and components represents a substantial majority of the manufacturing costs of most of our railcar product lines. As a result, the management of purchasing raw materials and components is critical to our profitability. As our products are made to order, we do not purchase materials or components until we receive an order and we time deliveries to minimize in-process inventory. We enjoy strong relationships with our suppliers, which helps to ensure access to supplies when railcar demand is high.

Our primary aluminum suppliers are Alcoa Inc. and Alcan Inc. Aluminum prices generally are fixed at the time a railcar order is accepted, mitigating the effect of future fluctuations in prices. We purchase steel primarily from U.S. sources, except for our cold-rolled center sills, which we purchase from a single Canadian supplier. A center sill is the primary structural component of a railcar. Our center sill is formed into its final shape without heating by passing steel plate through a series of progressive rolls.

Our primary component suppliers include Amsted Industries, Inc., which supplies us with castings and couplers through its American Steel Foundries subsidiary, wheels through its Griffin Wheel Company subsidiary, draft components through its Keystone subsidiary and bearings through its Brenco subsidiary. Roll Form Group, a division of Samuel Manu-Tech, Inc., is the sole supplier of our cold-rolled center sills, which were used in 96% and 100% of our railcars produced in 2007 and 2006, respectively. Other suppliers provide brake systems, wheels, castings, axles and bearings. The railcar industry is subject to supply constraints for some of the key railcar components. See Item 1A. “Risk Factors—Risks Related to the Railcar Industry—Limitations on the supply of wheels and other railcar components could adversely affect our business because they may limit the number of railcars we can manufacture.”

Except as described above, there are usually at least two suppliers for each of our raw materials and specialty components, and we actively purchase from over 200 suppliers. No single supplier accounted for more than 28% and 25% of our total purchases in 2007 and 2006, respectively. Our top ten suppliers accounted for 67% and 65% of our total purchases in 2007 and 2006, respectively.

COMPETITION

We operate in a highly competitive marketplace. Competition is based on price, product design, reputation for product quality, reliability of delivery and customer service and support.

We have four principal competitors in the North American railcar market that primarily manufacture railcars for third-party customers, which are Trinity Industries, Inc., National Steel Car Limited, The Greenbrier Companies, Inc. and American Railcar Industries, Inc. Trinity Industries is our only current competitor in the North American aluminum-bodied coal-carrying railcar market.

Competition in the North American market from railcar manufacturers located outside of North America is limited by, among other factors, high shipping costs and familiarity with the North American market.

INTELLECTUAL PROPERTY

We have several U.S. and non-U.S. patents and pending applications, registered trademarks, copyrights and trade names. Our key patents are for our one-piece center sill, our MegaFlo™ door system and our top chord and side stake for coal-carrying railcars. The protection of our intellectual property is important to our business.

We also use a proprietary software system that integrates our accounting and production systems, including quality control, purchasing, inventory control and accounts receivable. We have an experienced team in place to operate the hardware, software and communications platforms.

EMPLOYEES

As of December 31, 2007, we had 576 employees, of whom 168 were salaried and 408 were hourly wage earners. As of December 31, 2007, approximately 300, or 52%, of our employees were members of unions.

As described in Note 16 to the consolidated financial statements, we are involved in a class action lawsuit with certain members of the United Steelworkers of America. The union which as of December 31, 2007, represents approximately 87% of the workers at our Johnstown manufacturing facility has also filed grievance proceedings with us. While we consider relations with our employees to be good at our other facilities, they may not remain that way. See Item 1A. "Risk Factors—Risks Related to Our Business—Labor disputes could disrupt our operations and divert the attention of our management and may have a material adverse effect on our operations and profitability."

REGULATION

The Federal Railroad Administration, or FRA, administers and enforces U.S. federal laws and regulations relating to railroad safety. These regulations govern equipment and safety compliance standards for freight railcars and other rail equipment used in interstate commerce. The AAR promulgates a wide variety of rules and regulations governing safety and design of equipment, relationships among railroads with respect to freight railcars in interchange and other matters. The AAR also certifies freight railcar manufacturers and component manufacturers that provide equipment for use on railroads in the United States. New products must generally undergo AAR testing and approval processes. As a result of these regulations, we must maintain certifications with the AAR as a freight railcar manufacturer, and products that we sell must meet AAR and FRA standards.

We are also subject to oversight in other jurisdictions by foreign regulatory agencies and to the extent that we expand our business internationally, we will increasingly be subject to the regulations of other non-U.S. jurisdictions.

ENVIRONMENTAL MATTERS

We are subject to comprehensive federal, state, local and international environmental laws and regulations relating to the release or discharge of materials into the environment, the management, use, processing, handling, storage, transport or disposal of hazardous materials, or otherwise relating to the protection of human health and the environment. These laws and regulations not only expose us to liability for our own negligent acts, but also may expose us to liability for the conduct of others or for our actions that were in compliance with all applicable laws at the time these actions were taken. In addition, these laws may require significant expenditures to achieve compliance, and are frequently modified or revised to impose new obligations. Civil and criminal fines and penalties may be imposed for non-compliance with these environmental laws and regulations. Our operations that involve hazardous materials also raise potential risks of liability under the common law.

Environmental operating permits are, or may be, required for our operations under these laws and regulations. These operating permits are subject to modification, renewal and revocation. We regularly monitor and review our operations, procedures and policies for compliance with these laws and regulations. Despite these compliance efforts, risk of environmental liability is inherent in the operation of our businesses, as it is with other companies engaged in similar businesses. We believe that our operations and facilities are in substantial compliance with applicable laws and regulations and that any noncompliance is not likely to have a material adverse effect on our operations or financial condition.

Future events, such as changes in or modified interpretations of existing laws and regulations or enforcement policies, or further investigation or evaluation of the potential health hazards of products or business activities, may give rise to additional compliance and other costs that could have a material adverse effect on our financial condition and operations. In addition, we have in the past conducted investigation and remediation activities at properties that we own to address historic contamination. To date, such costs have not been material. Although we believe we have satisfactorily addressed all known material contamination through our remediation activities, there can be no assurance that these activities have addressed all historic contamination. The discovery of historic contamination or the release of hazardous substances into the environment could require us in the future to incur

investigative or remedial costs or other liabilities that could be material or that could interfere with the operation of our business.

In addition to environmental laws, the transportation of commodities by railcar raises potential risks in the event of a derailment or other accident. Generally, liability under existing law in the United States for a derailment or other accident depends on the negligence of the party, such as the railroad, the shipper or the manufacturer of the railcar or its components. However, for the shipment of certain hazardous commodities, strict liability concepts may apply.

Item 1A. Risk Factors.

The factors described below are the principal risks that could materially adversely affect our operating results and financial condition. Other factors may exist that we do not consider significant based on information that is currently available. In addition, new risks may emerge at any time, and we cannot predict those risks or estimate the extent to which they may affect us.

RISKS RELATED TO THE RAILCAR INDUSTRY

We operate in a highly cyclical industry, and our industry and markets are influenced by factors that are beyond our control, including U.S. economic conditions. Such factors could adversely affect demand for our railcar offerings.

Historically, the North American railcar market has been highly cyclical and we expect it to continue to be highly cyclical. During the most recent industry cycle, industry-wide railcar deliveries declined from a peak of 75,704 railcars in 1998 to a low of 17,736 railcars in 2002. During this period, our railcar production declined from approximately 9,000 railcars in 1998 to 4,067 railcars in 2002. Industry-wide railcar deliveries again peaked in 2006 with deliveries of 74,729 before declining to 63,156 in 2007. Our railcar production trended downward from 18,764 in 2006 to 10,282 in 2007. Our industry and the markets for which we supply railcars are influenced by factors that are beyond our control, including U.S. economic conditions. Downturns in economic conditions could result in lower sales volumes, lower prices for railcars and a loss of profits. The cyclicity of the markets in which we operate may adversely affect our operating results and cash flow. In addition, fluctuations in the demand for our railcars may cause comparisons of our sales and operating results between different fiscal years to be less meaningful as indicators of our future performance.

The current high cost of the raw materials that we use to manufacture railcars, especially aluminum and steel, and delivery delays associated with these raw materials may adversely affect our financial condition and results of operations.

The production of railcars and our operations require substantial amounts of aluminum and steel. The cost of aluminum, steel and all other materials (including scrap metal) used in the production of our railcars represents a significant majority of our direct manufacturing costs. Our business is subject to the risk of price increases and periodic delays in the delivery of aluminum, steel and other materials, all of which are beyond our control. The prices for steel and aluminum, the primary raw material inputs of our railcars, increased in 2005, 2006 and 2007 as a result of strong demand, limited availability of production inputs for steel and aluminum, including scrap metal, industry consolidation and import trade barriers. In addition, the price and availability of other railcar components that are made of steel have been adversely affected by the increased cost and limited availability of steel. Any fluctuations in the price or availability of aluminum or steel, or any other material used in the production of our railcars, may have a material adverse effect on our business, results of operations or financial condition. In addition, if any of our suppliers were unable to continue its business or were to seek bankruptcy relief, the availability or price of the materials we use could be adversely affected. Deliveries of our materials may also fluctuate depending on supply and demand for the material or governmental regulation relating to the material, including regulation relating to the importation of the material.

We depend upon a small number of customers that represent a large percentage of our sales. The loss of any single customer, or a reduction in sales to any such customer, could have a material adverse effect on our business, financial condition and results of operations.

Since railcars are typically sold pursuant to large, periodic orders, a limited number of customers typically represent a significant percentage of our railcar sales in any given year. Over the last five years, our top five customers in each year based on sales represented, in the aggregate, approximately 52% of our total sales for the five-year period. In

2007, sales to our top three customers accounted for approximately 15%, 11% and 11%, respectively, of our total sales. In 2006, sales to our top three customers accounted for approximately 12%, 11% and 9%, respectively, of our total sales. Although we have long-standing relationships with many of our major customers, the loss of any significant portion of our sales to any major customer, the loss of a single major customer or a material adverse change in the financial condition of any one of our major customers could have a material adverse effect on our business and financial results.

The variable purchase patterns of our customers and the timing of completion, delivery and acceptance of customer orders may cause our sales and income from operations to vary substantially each quarter, which will result in significant fluctuations in our quarterly results.

Most of our individual customers do not make purchases every year, since they do not need to replace or replenish their railcar fleets on a yearly basis. Many of our customers place orders for products on an as-needed basis, sometimes only once every few years. As a result, the order levels for railcars, the mix of railcar types ordered and the railcars ordered by any particular customer have varied significantly from quarterly period to quarterly period in the past and may continue to vary significantly in the future. Therefore, our results of operations in any particular quarterly period may be significantly affected by the number of railcars ordered and delivered and product mix of railcars ordered in any given quarterly period. Additionally, because we record the sale of a railcar at the time we complete production, the railcar is accepted by the customer following inspection, the risk for any damage or loss with respect to the railcar passes to the customer and title to the railcar transfers to the customer, and not when the order is taken, the timing of completion, delivery and acceptance of significant customer orders will have a considerable effect on fluctuations in our quarterly results. As a result of these quarterly fluctuations, we believe that comparisons of our sales and operating results between quarterly periods may not be meaningful and, as such, these comparisons should not be relied upon as indicators of our future performance.

Limitations on the supply of wheels and other railcar components could adversely affect our business because they may limit the number of railcars we can manufacture.

We rely upon third-party suppliers for wheels and other components for our railcars. For the year ended December 31, 2004, due to a shortage of wheels and other railcar components, our deliveries were limited to 7,484 railcars, even though we had orders and production capacity to manufacture more railcars. The limited supply of wheels and other railcar components did not impact our deliveries for the years ended December 31, 2005, 2006 and 2007. While the availability of railcar components continued to improve during 2007, the railcar industry continues to be adversely impacted by shortages of wheels and other components as a result of reorganization and consolidation of domestic suppliers, increased demand for new railcars and railroad maintenance requirements. Suppliers of railcar components may be unable to meet the short-term or longer-term demand of our industry for wheel and other railcar components. In the event that any of our suppliers of railcar components were to stop or reduce the production of wheels or the other railcar components that we use, go out of business, refuse to continue their business relationships with us or become subject to work stoppages, our business would be disrupted. We have in the past experienced challenges sourcing these railcar components to meet our increasing production requirements. Our ability to increase our railcar production to expand our business and/or meet any increase in demand, with new or additional manufacturing capabilities, depends on our ability to obtain an adequate supply of these railcar components. While we believe that we could secure alternative sources for these components, we may incur substantial delays and significant expense in doing so, the quality and reliability of these alternative sources may not be the same and our operating results may be significantly affected. In an effort to secure a supply of wheels, we have developed foreign sources that require deposits on some occasions. In the event of a material adverse business condition, such deposits may be forfeited. In addition, if one of our competitors entered into a preferred supply arrangement with, or was otherwise favored by, a particular supplier, we would be at a competitive disadvantage, which could negatively affect our operating results. Furthermore, alternative suppliers might charge significantly higher prices for wheels or other railcar components than we currently pay. Under such circumstances, the disruption to our business could have a material adverse impact on our customer relationships, financial condition and operating results.

We operate in a highly competitive industry and we may be unable to compete successfully against other railcar manufacturers.

We operate in a competitive marketplace and face substantial competition from established competitors in the railcar industry in North America. We have four principal competitors that primarily manufacture railcars for third-party customers. Some of these manufacturers have greater financial and technological resources than us, and they may increase their participation in the railcar segments in which we compete. Railcar purchasers' sensitivity to price and

strong price competition within the industry have historically limited our ability to increase prices. In addition to price, competition is based on product performance and technological innovation, quality, reliability of delivery, customer service and other factors. In particular, technological innovation by any of our existing competitors, or new competitors entering any of the markets in which we do business, could put us at a competitive disadvantage. We may be unable to compete successfully against other railcar manufacturers or retain our market share in our established markets. Increased competition for the sales of our railcar products, particularly our coal-carrying railcars, could result in price reductions, reduced margins and loss of market share, which could negatively affect our prospects, business, financial condition and results of operations.

Further consolidation of the railroad industry may adversely affect our business.

Over the past 12 years, there has been a consolidation of railroad carriers operating in North America. Railroad carriers are large purchasers of railcars and represent a significant portion of our historical customer base. Future consolidation of railroad carriers may adversely affect our sales and reduce our income from operations because with fewer railroad carriers, each railroad carrier will have proportionately greater buying power and operating efficiency, which may intensify competition among railcar manufacturers to retain customer relationships with the consolidated railroad carriers and cause our prices to decline.

RISKS RELATED TO OUR BUSINESS

We rely significantly on the sales of our coal-carrying railcars. Future demand for coal could decrease, which could adversely affect our business, financial condition and results of operations.

Coal-carrying railcars are our primary railcar type, representing 85% and 95% of our sales in 2007 and 2006, respectively, and 88% and 96% of the total railcars that we delivered in 2007 and 2006, respectively. Fluctuations in the price of coal relative to other energy sources may cause utility companies, which are significant customers of our coal-carrying railcar lines, to select an alternative energy source to coal, thereby reducing the strength of the market for coal-carrying railcars. For example, if utility companies were to begin preferring oil instead of coal as an energy source, demand for our coal-carrying railcar lines would decrease and our operating results may be negatively affected.

The U.S. federal and state governments may adopt new legislation and/or regulations, or judicial or administrative interpretations of existing laws and regulations, that materially adversely affect the coal industry and/or our customers' ability to use coal or to continue to use coal at present rates. Such legislation or proposed legislation and/or regulations may include proposals for more stringent protections of the environment that would further regulate and tax the coal industry. This legislation could significantly reduce demand for coal, adversely affect the demand for our coal-carrying railcars and have a material adverse effect on our financial condition and results of operations.

We rely upon a single supplier to supply us with all of our cold-rolled center sills for our railcars, and any disruption of our relationship with this supplier could adversely affect our business.

We rely upon a single supplier to manufacture all of our cold-rolled center sills for our railcars, which are based upon our proprietary and patented process. A center sill is the primary longitudinal structural component of a railcar, which helps the railcar withstand the weight of the cargo and the force of being pulled during transport. Our center sill is formed into its final shape without heating by passing steel plate through a series of rollers. Substantially all of the railcars that we produced in 2007 and 2006 were manufactured using this cold-rolled center sill. Although we have a good relationship with our supplier and have not experienced any significant delays, manufacturing shortages or failures to meet our quality requirements and production specifications in the past, our supplier could stop production of our cold-rolled center sills, go out of business, refuse to continue its business relationship with us or become subject to work stoppages. While we believe that we could secure alternative manufacturing sources, our present supplier is currently the only manufacturer of our cold-rolled center sills for our railcars. We may incur substantial delays and significant expense in finding an alternative source, our results of operations may be significantly affected and the quality and reliability of these alternative sources may not be the same. Moreover, alternative suppliers might charge significantly higher prices for our cold-rolled center sills than we currently pay. The prices for our cold-rolled center sills may also be impacted by the rising cost of steel and all other materials used in the production of our cold-rolled center sills. Under such circumstances, the disruption to our business may have a material adverse impact on our financial condition and results of operations.

Equipment failures, delays in deliveries or extensive damage to our facilities could lead to production or service curtailments or shutdowns.

We have production facilities in Danville, Illinois, Johnstown, Pennsylvania and Roanoke, Virginia. An interruption in production capabilities at these facilities, as a result of equipment failure or other reasons, could reduce or prevent the production of our railcars. A halt of production at any of our manufacturing facilities could severely affect delivery times to our customers. Any significant delay in deliveries to our customers could result in the termination of contracts, cause us to lose future sales and negatively affect our reputation among our customers and in the railcar industry and our results of operations. Our facilities are also subject to the risk of catastrophic loss due to unanticipated events, such as fires, explosions, floods or weather conditions. We may experience plant shutdowns or periods of reduced production as a result of equipment failures, delays in deliveries or extensive damage to any of our facilities, which could have a material adverse effect on our business, results of operations or financial condition.

An increase in health care costs could adversely affect our results of operations.

The cost of health care benefits in the United States has increased significantly, leading to higher costs for us to provide health care benefits to our active and retired employees, and we expect these costs to increase in the future. If these costs continue to rise, our results of operations will be adversely affected. We are unable to limit our costs by changing or eliminating coverage under our employee benefit plans because a significant majority of our employee benefits are governed by union agreements. For example, as of December 31, 2007, our postretirement benefit obligation was \$53.1 million, all of which is unfunded. Although the Johnstown settlement during 2003 limits our future liabilities for health care coverage for our retired unionized Johnstown employees, we will continue to fund 100% of the health care coverage costs of our active employees. If our costs under our employee benefit plans for active employees exceed our projections, our business and financial results could be materially adversely affected.

Our pension obligations are currently underfunded. We may have to make significant cash payments to our pension plans, which would reduce the cash available for our business.

As of December 31, 2007, our accumulated benefit obligation under our defined benefit pension plans exceeded the fair value of plan assets by \$10.4 million. The underfunding was caused, in part, by fluctuations in the financial markets that have caused the valuation of the assets in our defined benefit pension plans to decrease. Further, additional benefit obligations were added to our existing defined benefit pension plans on November 15, 2004 as a result of the Johnstown settlement during 2003 and in December 2007 as a result of plan curtailment and special termination benefit costs (as described in Note 3 and Note 13 to the Consolidated Financial Statements). We made contributions to our pension plans of \$5.4 million during the year ended December 31, 2007. Management expects that any future obligations under our pension plans that are not currently funded will be funded from our future cash flow from operations. If our contributions to our pension plans are insufficient to fund the pension plans adequately to cover our future pension obligations, the performance of the assets in our pension plans does not meet our expectations or other actuarial assumptions are modified, our contributions to our pension plans could be materially higher than we expect, which would reduce the cash available for our business.

The level of our reported backlog may not necessarily indicate what our future sales will be and our actual sales may fall short of the estimated sales value attributed to our backlog.

We define backlog as the sales value of products or services to which our customers have committed in writing to purchase from us, that have not been recognized as sales. In this report on Form 10-K, we have disclosed our backlog, or the number of railcars for which we have purchase orders, in various periods and the estimated sales value (in dollars) that would be attributable to this backlog once the backlog is converted to actual sales. We consider backlog to be an indicator of future sales of railcars. However, our reported backlog may not be converted into sales in any particular period, if at all, and the actual sales (including any compensation for lost profits and reimbursement for costs) from such contracts may not equal our reported estimates of backlog value. For example, we rely on third-party suppliers for heavy castings, wheels and components for our railcars and if these third parties were to stop or reduce their supply of heavy castings, wheels and other components, our actual sales would fall short of the estimated sales value attributed to our backlog. Also, customer orders may be subject to cancellation, inspection rights and other customary industry terms, and delivery dates may be subject to delay, thereby extending the date on which we will deliver the associated railcars and realize revenues attributable to such railcar backlog. Furthermore, any contract included in our reported backlog that actually generates sales may not be profitable.

Therefore, our current level of reported backlog may not necessarily represent the level of sales that we may generate in any future period.

As a public company, we are required to comply with the reporting obligations of the Exchange Act and Section 404 of the Sarbanes-Oxley Act of 2002. If we fail to comply with the reporting obligations of the Exchange Act and Section 404 of the Sarbanes-Oxley Act or if we fail to maintain adequate internal controls over financial reporting, our business, results of operations and financial condition could be materially adversely affected.

As a public company, we are required to comply with the periodic reporting obligations of the Exchange Act, including preparing annual reports and quarterly reports. Our failure to prepare and disclose this information in a timely manner could subject us to penalties under federal securities laws, expose us to lawsuits and restrict our ability to access financing. In addition, we are required under applicable law and regulations to design and implement internal controls over financial reporting, and evaluate our existing internal controls with respect to the standards adopted by the Public Company Accounting Oversight Board. During the course of our evaluation, we may identify areas requiring improvement and may be required to design enhanced processes and controls to address issues identified through this review. This could result in significant delays and costs to us and require us to divert substantial resources, including management time, from other activities.

If we fail to maintain the adequacy of our internal controls, we may not be able to ensure that we can conclude on an ongoing basis that we have effective internal controls over financial reporting in accordance with the Sarbanes-Oxley Act. Moreover, effective internal controls are necessary for us to produce reliable financial reports and are important to help prevent fraud. As a result, any failure to satisfy the requirements of Section 404 on a timely basis could result in the loss of investor confidence in the reliability of our financial statements, which in turn could harm our business and negatively impact the trading price of our common stock.

If we lose key personnel, our operations and ability to manage the day-to-day aspects of our business will be adversely affected.

We believe our success depends to a significant degree upon the continued contributions of our executive officers and key employees, both individually and as a group. Our future performance will substantially depend on our ability to retain and motivate them. If we lose key personnel or are unable to recruit qualified personnel, our ability to manage the day-to-day aspects of our business will be adversely affected.

The loss of the services of one or more members of our senior management team could have a material adverse effect on our business, financial condition and results of operations. Because our senior management team has many years of experience with our company and within the railcar industry and other manufacturing industries, it would be difficult to replace any of them without adversely affecting our business operations. Our future success will also depend in part upon our continuing ability to attract and retain highly qualified personnel. We do not currently maintain “key person” life insurance.

Labor disputes could disrupt our operations and divert the attention of our management and may have a material adverse effect on our operations and profitability.

On August 15, 2007, a lawsuit was filed against us in the U.S. District Court for the Western District of Pennsylvania by certain members of the United Steelworkers of America (the “USWA”) on behalf of themselves and others similarly situated. The plaintiffs are employees at our Johnstown, Pennsylvania, manufacturing facility and allege that they and other workers at the facility were laid off to prevent them from becoming eligible for certain retirement benefits, in violation of federal law. The lawsuit seeks, among other things, an injunction requiring us to return the laid-off employees to work. On January 11, 2008, the District Court issued a preliminary injunction directing us to reinstate certain of the laid-off employees for pension purposes, pending further proceedings in the lawsuit. We appealed the District Court’s order to the U.S. Court of Appeals for the Third Circuit and asked the District Court to stay the preliminary injunction pending the appeal. On February 11, 2008 the District Court denied our request to stay the preliminary injunction, but on March 4, 2008 the Court of Appeals granted a stay of the preliminary injunction pending the appeal. The Court of Appeals order says that while the appeal is pending, we cannot take any action, including closing the Johnstown plant, that would preclude the plaintiffs from qualifying for the pensions at issue in the lawsuit. The ultimate outcome of this lawsuit cannot be determined at this time, and we

are unable at present to assess whether its resolution would have a material adverse effect on our financial condition, results of operations or cash flows.

On April 1, 2007, the USWA filed a grievance (No. 07 054) on behalf of certain workers at our Johnstown manufacturing facility, alleging that we had violated the collective bargaining agreement (the "CBA"). Under the CBA, until May 15, 2008 we are to provide at least 40 hours of work per week to employees with 20 or more years of service. We have provided such work to all employees with 20 or more years of continuous service. In the grievance proceeding, the USWA contends that the requirement applies to workers with at least 20 years of *total* service, including periods of employment prior to a break in their service. The USWA seeks reinstatement or a make-whole remedy, including reimbursement of lost wages and benefits for all affected employees through the term of the CBA, which ends May 15, 2008. Arbitration hearings were conducted on October 5, 2007 and December 5, 2007, and the parties are scheduled to file briefs on March 11, 2008. The ultimate outcome of this grievance proceeding cannot be determined at this time, and we are unable at present to assess whether its resolution would have a material adverse effect on our financial condition, results of operations or cash flows.

Although the disputes with our employees and the USWA have not resulted in strikes or other labor protests, any future disputes with the unions representing our employees could result in strikes or other labor protests which could disrupt our operations and divert the attention of management from operating our business. If we were to experience a strike or work stoppage, it could be difficult for us to find a sufficient number of employees with the necessary skills to replace these employees. Any such labor disputes could have a material adverse effect on our financial condition, results of operations or cash flows.

Shortages of skilled labor may adversely impact our operations.

We depend on skilled labor in the manufacture of railcars. Some of our facilities are located in areas where demand for skilled laborers often exceeds supply. Shortages of some types of skilled laborers may restrict our ability to increase production rates and could cause our labor costs to increase.

Lack of acceptance of our new railcar offerings by our customers could adversely affect our business.

Our strategy depends in part on our continued development and sale of new railcar designs and design changes to existing railcars to penetrate railcar markets in which we currently do not compete and to expand or maintain our market share in the railcar markets in which we currently compete. We have dedicated significant resources to the development, manufacturing and marketing of new railcar designs. We typically make decisions to develop and market new railcars and railcars with modified designs without firm indications of customer acceptance. New or modified railcar designs may require customers to alter their existing business methods or threaten to displace existing equipment in which our customers may have a substantial capital investment. Many railcar purchasers prefer to maintain a standardized fleet of railcars and railcar purchasers with established railcar fleets are generally resistant to railcar design changes. Therefore, any new or modified railcar designs that we develop may not gain widespread acceptance in the marketplace and any such products may not be able to compete successfully with existing railcar designs or new railcar designs that may be introduced by our competitors.

Our production of new railcar product lines may not be initially profitable and may result in financial losses.

When we begin production of a new railcar product line, we usually anticipate that our initial costs of production will be higher due to initial labor and operating inefficiencies associated with new manufacturing processes. Due to pricing pressures in our industry, the pricing for the new railcars in customer contracts usually does not reflect the initial additional costs, and our costs of production may exceed the anticipated revenues until we are able to gain labor efficiencies. For example, in 2005, we had losses of \$1.5 million relating to our contract for the manufacture of box railcars, a type of railcar that we had not manufactured in the past. To the extent that the total costs of production significantly exceed our anticipated costs of production, we may be unable to gain any profit from our sale of the railcars or we may incur a loss.

We may pursue acquisitions that involve inherent risks, any of which may cause us not to realize anticipated benefits.

Our business strategy includes the potential acquisition of businesses and entering into joint ventures and other business combinations that we expect would complement and expand our existing products and services and the markets where we sell our products and services and improve our market position. We may not be able to

successfully identify suitable acquisition or joint venture opportunities or complete any particular acquisition, combination, joint venture or other transaction on acceptable terms. We cannot predict the timing and success of our efforts to acquire any particular business and integrate the acquired business into our existing operations. Also, efforts to acquire other businesses or the implementation of other elements of this business strategy may divert managerial resources away from our business operations. In addition, our ability to engage in strategic acquisitions may depend on our ability to raise substantial capital and we may not be able to raise the funds necessary to implement our acquisition strategy on terms satisfactory to us, if at all. Our failure to identify suitable acquisition or joint venture opportunities may restrict our ability to grow our business. In addition, we may not be able to successfully integrate businesses that we acquire in the future, which could have a material adverse effect on our business, results of operations and financial condition.

We might fail to adequately protect our intellectual property, which may result in our loss of market share, or third parties might assert that our intellectual property infringes on their intellectual property, which would be costly to defend and divert the attention of our management.

The protection of our intellectual property is important to our business. We rely on a combination of trademarks, copyrights, patents and trade secrets to protect our intellectual property. However, these protections might be inadequate. For example, we have patents for portions of our railcar designs that are important to our market leadership in the coal-carrying railcar segment. Our pending or future trademark, copyright and patent applications might not be approved or, if allowed, might not be sufficiently broad. Conversely, third parties might assert that our technologies or other intellectual property infringe on their proprietary rights. In either case, litigation may result, which could result in substantial costs and diversion of our and our management team's efforts. Regardless of whether we are ultimately successful in any litigation, such litigation could adversely affect our business, results of operations and financial condition.

We are subject to a variety of environmental laws and regulations and the cost of complying with environmental requirements or any failure by us to comply with such requirements may have a material adverse effect on our business, financial condition and results of operations.

We are subject to a variety of federal, state and local environmental laws and regulations, including those governing air quality and the handling, disposal and remediation of waste products, fuel products and hazardous substances. Although we believe that we are in material compliance with all of the various regulations and permits applicable to our business, we may not at all times be in compliance with such requirements. The cost of complying with environmental requirements may also increase substantially in future years. If we violate or fail to comply with these regulations, we could be fined or otherwise sanctioned by regulators. In addition, these requirements are complex, change frequently and may become more stringent over time, which could have a material adverse effect on our business. We have in the past conducted investigation and remediation activities at properties that we own to address historic contamination. However, there can be no assurance that these remediation activities have addressed all historic contamination. Environmental liabilities that we incur, including those relating to the off-site disposal of our wastes, if not covered by adequate insurance or indemnification, will increase our costs and have a negative impact on our profitability.

Our warranties may expose us to potentially significant claims, which may damage our reputation and adversely affect our business, financial condition and results of operations.

We warrant the workmanship and materials of many of our manufactured new products under limited warranties, generally for periods of five years or less. Accordingly, we may be subject to a risk of product liability or warranty claims in the event that the failure of any of our products results in personal injury or death, or does not conform to our customers' specifications. Although we currently maintain product liability insurance coverage, product liability claims, if made, may exceed our insurance coverage limits or insurance may not continue to be available on commercially acceptable terms, if at all. We have never experienced any material losses attributable to warranty claims, but it is possible for these types of warranty claims to result in costly product recalls, significant repair costs and damage to our reputation, all of which would adversely affect our results of operations.

We use and rely significantly on a proprietary software system to manage our accounting and production systems, the failure of which may lead to data loss, significant business interruption and financial loss.

We use and rely significantly on a proprietary software system that integrates our accounting and production systems, including production engineering, quality control, purchasing, inventory control and accounts receivable

systems. In the future, we may discover significant errors or defects in this software system that we may not be able to correct. If this software system is disrupted or fails for any reason, or if our systems or facilities are infiltrated or damaged by unauthorized persons or a software virus, we could experience data loss, financial loss and significant business interruption. If that happens, we may be unable to meet production targets, our customers may terminate contracts, our reputation may be negatively affected, and there could be a material adverse effect on our business and financial results.

The agreement governing our revolving credit facility contains various covenants that, among other things, limit our discretion in operating our business and provide for certain minimum financial requirements.

The agreement governing our revolving credit facility contains various covenants that, among other things, limit our management's discretion by restricting our ability to incur additional debt, redeem our capital stock, enter into certain transactions with affiliates, pay dividends and make other distributions, make investments and other restricted payments and create liens. Our failure to comply with the financial covenants set forth above and other covenants under our revolving credit facility could lead to an event of default under the agreements governing any other indebtedness that we may have outstanding at the time, permitting the lenders to accelerate all borrowings under such agreements and to foreclose on any collateral. In addition, any such events may make it more difficult or costly for us to borrow additional funds in the future.

To the extent we expand our sales of products and services internationally, we will increase our exposure to international economic and political risks.

Conducting business outside the United States, for example through our joint venture in India and our sales to South America, subjects us to various risks, including changing economic, legal and political conditions, work stoppages, exchange controls, currency fluctuations, terrorist activities directed at U.S. companies, armed conflicts and unexpected changes in the United States and the laws of other countries relating to tariffs, trade restrictions, transportation regulations, foreign investments and taxation. If we fail to obtain and maintain certifications of our railcars and railcar parts in the various countries where we may operate, we may be unable to market and sell our railcars in those countries.

In addition, unexpected changes in regulatory requirements, tariffs and other trade barriers, more stringent rules relating to labor or the environment, adverse tax consequences and price exchange controls could limit our operations and make the manufacture and distribution of our products internationally more difficult. Furthermore, any material changes in the quotas, regulations or duties on imports imposed by the U.S. government and agencies or on exports by non-U.S. governments and their respective agencies could affect our ability to export the railcars that we manufacture in the United States. The uncertainty of the legal environment could limit our ability to enforce our rights effectively.

The market price of our securities may fluctuate significantly, which may make it difficult for stockholders to sell shares of our common stock when desired or at attractive prices.

Since our initial public offering in April 2005 until February 29, 2008, the trading price of our common stock ranged from a low of \$16.51 per share to a high of \$78.34 per share. The price for our common stock may fluctuate in response to a number of events and factors, such as quarterly variations in operating results, the cyclical nature of the railcar market, announcements of new products by us or our competitors, changes in financial estimates and recommendations by securities analysts, the operating and stock price performance of other companies that investors may deem comparable to us, and news reports relating to trends in our markets or general economic conditions. Additionally, volatility or a lack of positive performance in our stock price may adversely affect our ability to retain key employees, all of whom have been granted stock options or other stock awards.

Item 1B. Unresolved Staff Comments.

None.

Item 2. Properties.

We own railcar production facilities in Danville, Illinois and Johnstown, Pennsylvania and we lease a railcar production facility in Roanoke, Virginia. The following table presents information on our leased and owned operating properties as of December 31, 2007:

<u>Use</u>	<u>Location</u>	<u>Size</u>	<u>Leased or Owned</u>	<u>Lease Expiration Date</u>
Corporate headquarters	Chicago, Illinois	8,574 square feet	Leased	September 30, 2013
Railcar assembly and component manufacturing	Danville, Illinois	308,665 square feet on 36.5 acres of land	Owned	—
Railcar assembly and component manufacturing	Roanoke, Virginia	383,709 square feet on 15.5 acres of land	Leased	November 30, 2014*
Railcar assembly and component manufacturing	Johnstown, Pennsylvania	564,983 square feet on 31.9 acres of land	Owned	—
Administrative	Johnstown, Pennsylvania	29,500 square feet on 1.02 acres of land	Owned	—
Light storage	Johnstown, Pennsylvania	1,633 square feet on 14.26 acres of land	Owned	—
Parts warehouse	Johnstown, Pennsylvania	86,000 square feet	Leased	December 31, 2016

* The lease agreement provides that we or Norfolk Southern, the lessor, can terminate this lease at any time after December 31, 2009.

As of December 31, 2007, our facilities in Danville, Illinois and Roanoke, Virginia operated one daily shift; we believe our capacity is suitable and adequate for our current operations. Our facilities have the capacity to operate additional shifts should the need arise for additional capacity.

In December 2007, we announced that we planned to close our manufacturing facility located in Johnstown, Pennsylvania. This action was taken to further our strategy of optimizing production at our low-cost facilities and continuing our focus on cost control. We had entered into decisional bargaining with the union representing our Johnstown employees regarding labor costs at our Johnstown facility, but did not reach an agreement with the union that would have allowed us to continue to operate the facility in a cost-effective way.

Item 3. Legal Proceedings.

On August 15, 2007, a lawsuit was filed against us in the U.S. District Court for the Western District of Pennsylvania by Samuel W. Pollak, Jr. and Robert A. Hayden, Jr. (subsequently amended to Kenneth J. Sowers, Anthony J. Zanghi and Robert A. Hayden, Jr.), on behalf of themselves and others similarly situated. The plaintiffs are employees at our Johnstown, Pennsylvania manufacturing facility and allege that they and other workers at the facility were laid off by us to prevent them from becoming eligible for certain retirement benefits, in violation of federal law. The lawsuit seeks, among other things, an injunction requiring us to return the laid-off employees to work. On January 11, 2008, the District Court issued a preliminary injunction directing us to reinstate certain of the laid-off employees for pension purposes, pending further proceedings in the lawsuit. We have appealed the District Court's order to the U.S. Court of Appeals for the Third Circuit and we asked the District Court to stay the preliminary injunction pending the appeal. On February 11, 2008 the District Court denied our request to stay the

preliminary injunction, but on March 4, 2008 the Court of Appeals granted a stay of the preliminary injunction pending the appeal. The Court of Appeals order says that while the appeal is pending, we cannot take any action, including closing the Johnstown plant, that would preclude the plaintiffs from qualifying for the pensions at issue in the lawsuit. We dispute the plaintiffs' allegations in this lawsuit and intend to vigorously defend against the plaintiffs' claims. The ultimate outcome of this lawsuit cannot be determined at this time, and management currently is unable to assess whether its resolution would have a material adverse effect on our financial condition, results of operations or cash flows.

On April 1, 2007, the United Steelworkers of America (the "USWA") filed a grievance (No. 07 054) on behalf of certain workers at our Johnstown manufacturing facility, alleging that we had violated the collective bargaining agreement (the "CBA"). Under the CBA, until May 15, 2008 we are to provide at least 40 hours of work per week to employees with 20 or more years of service. We have provided such work to all employees with 20 or more years of continuous service. In the grievance proceeding, the USWA contends that the requirement applies to workers with at least 20 years of *total* service, including periods of employment prior to a break in their service. The USWA seeks reinstatement or a make-whole remedy, including reimbursement of lost wages and benefits for all affected employees through the term of the CBA, which ends May 15, 2008. Arbitration hearings were conducted on October 5, 2007 and December 5, 2007, and the parties are scheduled to file briefs on March 11, 2008. The ultimate outcome of this grievance proceeding cannot be determined at this time, and we are unable at present to assess whether its resolution would have a material adverse effect on our financial condition, results of operations or cash flows.

In addition to the foregoing, we are involved in certain threatened and pending legal proceedings, including commercial disputes and workers' compensation and employee matters arising out of the conduct of our business. Commercial disputes during 2007 included a contract dispute with a component parts supplier. While the ultimate outcome of these legal proceedings cannot be determined at this time, it is the opinion of management that the resolution of these actions will not have a material adverse effect on our financial condition, results of operations or cash flows.

Item 4. Submission of Matters to a Vote of Security Holders.

None.

PART II

Item 5. Market for Registrant's Common Equity, Related Stockholder Matters and Issuer Purchases of Equity Securities.

Our common stock has been quoted on the Nasdaq Global Market under the symbol "RAIL" since April 6, 2005. Prior to that time, there was no public market for our common stock. As of February 29, 2008, there were approximately 45 holders of record of our common stock, which does not include persons whose shares of common stock are held by a bank, brokerage house or clearing agency. The following table sets forth quarterly high and low closing prices of our common stock since April 6, 2005, as reported on the Nasdaq Global Market.

	Common stock price	
	High	Low
2007		
Fourth quarter	\$ 43.20	\$ 32.29
Third quarter	\$ 54.60	\$ 38.20
Second quarter	\$ 51.80	\$ 45.14
First quarter	\$ 58.87	\$ 46.85
2006		
Fourth quarter	\$ 57.07	\$ 48.79
Third quarter	\$ 60.05	\$ 45.10
Second quarter	\$ 76.57	\$ 46.60
First quarter	\$ 72.10	\$ 47.06
2005		
Fourth quarter	\$ 49.55	\$ 35.45
Third quarter	\$ 40.87	\$ 19.01
Second quarter (from April 6, 2005)	\$ 22.00	\$ 17.55

Dividend Policy

Prior to September 2005, our board of directors had never declared any cash dividends on our common stock. Beginning in September 2005, we paid a recurring quarterly cash dividend of \$0.03 per share of common stock. In November 2006, the quarterly cash dividend increased to \$0.06 per share of common stock.

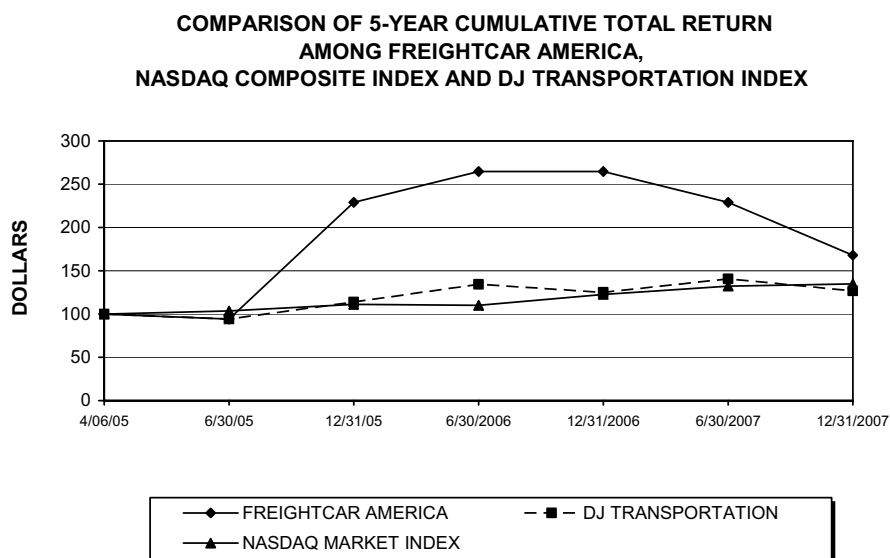
We are a holding company and, as such, our ability to pay dividends is subject to the ability of our subsidiaries to generate earnings and cash flows and distribute them to us. Our declaration and payment of future dividends will be at the discretion of our board of directors and will depend on, among other things, general economic and business conditions, our strategic plans, our financial results, contractual and legal restrictions on the payment of dividends by us and our subsidiaries and such other factors as our board of directors considers to be relevant.

Our revolving credit facility contains covenants that limit our ability to pay dividends to holders of our common stock except under certain circumstances. Additionally, the ability of our board of directors to declare a dividend on our common stock is limited by Delaware law.

Performance Graph

The following performance graph and related information shall not be deemed “soliciting material” or to be “filed” with the Securities and Exchange Commission, nor shall such information be incorporated by reference into any future filing under the Securities Act of 1933, as amended, or the Securities Exchange Act of 1934, as amended, except to the extent that the Company specifically incorporates it by reference into such filing.

The following graph illustrates the cumulative total stockholder return on our common stock during the period from April 6, 2005, which is the date our common stock was initially listed on the Nasdaq Global Market, through December 31, 2007 and compares it with the cumulative total return on the NASDAQ Composite Index and DJ Transportation Index. The comparison assumes \$100 was invested on April 6, 2005 in our common stock and in each of the foregoing indices and assumes reinvestment of dividends, if any. The performance shown is not necessarily indicative of future performance.



Dollar Value of \$100 Invested on April 6, 2005

	<u>April 6,</u> <u>2005</u>	<u>June 30,</u> <u>2005</u>	<u>Dec. 31,</u> <u>2005</u>	<u>June 30,</u> <u>2006</u>	<u>Dec. 31,</u> <u>2006</u>	<u>June 30,</u> <u>2007</u>	<u>Dec. 31,</u> <u>2007</u>
FreightCar America, Inc.	\$100.00	\$94.29	\$228.96	\$264.59	\$264.72	\$228.94	\$168.02
Nasdaq Composite Index	\$100.00	\$103.48	\$111.17	\$110.07	\$122.69	\$132.37	\$134.89
DJ Transportation Index	\$100.00	\$94.18	\$113.89	\$134.44	\$125.07	\$140.61	\$126.85

Item 6. Selected Financial Data.

The selected financial data presented for each of the years in the five-year period ended December 31, 2007 was derived from our audited consolidated financial statements. The selected financial data should be read in conjunction with Management's Discussion and Analysis of Financial Condition and Results of Operations and the consolidated financial statements and notes thereto included in Item 7 and Item 8, respectively, of this annual report on Form 10-K.

	Year Ended December 31,				
	2007	2006	2005	2004	2003
(in thousands, except share and per share data and railcar amounts)					
Statements of operations data:					
Sales	\$817,025	\$1,444,800	\$ 927,187	\$ 482,180	\$ 244,349
Cost of sales	713,661	1,211,349	820,638	468,309	225,216
Gross profit.....	103,364	233,451	106,549	13,871	19,133
Selling, general and administrative expense ⁽¹⁾⁽²⁾	38,914	34,390	28,461	32,660	14,318
Curtailement and impairment charges ⁽⁸⁾	30,836	—	—	—	—
Operating income (loss).....	33,614	199,061	78,088	(18,789)	4,815
Interest income	8,349	5,860	1,225	282	128
Interest expense	420	352	11,082	13,856	12,704
Amortization and write-off of deferred financing costs	232	306	776	459	977
Income (loss) before income taxes	41,311	204,263	67,455	(32,822)	(8,738)
Income tax provision (benefit).....	14,843	75,530	21,762	(7,962)	(1,318)
Net income (loss).....	26,468	128,733	45,693	(24,860)	(7,420)
Redeemable preferred stock dividends accumulated	—	—	311	1,062	1,063
Net income (loss) attributable to common stockholders	\$ 26,468	\$ 128,733	\$ 45,382	\$ (25,922)	\$ (8,483)
Weighted average common shares outstanding — basic	12,115,712	12,586,889	11,135,440	6,888,750	6,875,000
Weighted average common shares outstanding—diluted	12,188,901	12,785,015	11,234,075	6,888,750	6,875,000
Per share data:					
Net income (loss) per share attributable to common stockholders — basic	\$ 2.18	\$ 10.23	\$ 4.08	\$ (3.76)	\$ (1.23)
Net income (loss) per share attributable to common stockholders — diluted	\$ 2.17	\$ 10.07	\$ 4.04	\$ (3.76)	\$ (1.23)
Dividends declared per common share	\$ 0.24	\$ 0.15	\$ 0.06	\$ 0.00	\$ 0.00
Other financial and operating data:					
Capital expenditures	\$ 6,073	\$ 6,903	\$ 7,520	\$ 2,215	\$ 369
New railcars delivered	10,282	18,764	13,031	7,484	4,550
New railcar orders	6,366	7,350	22,363	12,437	9,927
New railcar backlog.....	5,399	9,315	20,729	11,397	6,444
Estimated backlog ⁽⁴⁾	\$ 422,054	\$ 697,054	\$1,412,424	\$ 747,842	\$ 365,876
Balance sheet data (at period end):					
Cash and cash equivalents	\$ 197,042	\$ 212,026	\$ 61,737	\$ 11,213	\$ 20,008
Restricted cash ⁽⁵⁾	—	—	—	12,955	11,698
Total assets	355,884	419,981	225,282	191,143	140,052
Total debt ⁽⁶⁾	93	154	224	56,058	51,778
Rights to additional acquisition consideration, including accumulated accretion ⁽³⁾⁽⁷⁾	—	—	—	28,581	22,865
Total redeemable preferred stock	—	—	—	12,182	11,120
Total stockholders' equity (deficit)	198,072	203,869	92,199	(37,089)	(19,710)

- (1) On December 7, 2004, in accordance with our then-existing shareholders' agreement, our board of directors approved the grant of certain options to purchase an aggregate of 1,014 Units to certain of our directors and officers at an exercise price of \$0.01 per Unit. The grant became effective on December 23, 2004. Each Unit consisted of 550 shares of our common stock and one share of our Series A voting preferred stock. We recorded a non-cash expense of \$8.9 million based on the estimated value per Unit as of December 23, 2004. All of these options were exercised prior to April 11, 2005, pursuant to which we issued 557,700 shares of our common stock and 1,014 shares of our Series A voting preferred stock, and all of our Series A voting preferred stock was redeemed with the net proceeds from our initial public offering. On April 11, 2005, immediately following the

completion of our initial public offering, we granted to certain of our executive officers certain options to purchase an aggregate of 329,808 shares of our common stock under the 2005 Long Term Incentive Plan. On December 6, 2005, our board of directors approved the award of 37,500 shares of restricted stock to certain of our employees pursuant to our 2005 Long Term Incentive Plan. In addition, on December 6, 2005, one of our officers was granted stock options pursuant to the 2005 Long Term Incentive Plan. We recorded a non-cash charge of \$358,000 in the aggregate for the year ended December 31, 2005 in connection with the issuance of the foregoing stock options and restricted share awards. We recorded a non-cash charge of \$2.1 million for the year ended December 31, 2006 in connection with the issuance of the foregoing options and restricted share awards and the issuance of additional restricted share awards in 2006. We recorded a non-cash charge of \$2.8 million for the year ended December 31, 2007 in connection with the issuance of the foregoing options and restricted share awards and the issuance of additional restricted share awards in 2007.

- (2) On November 15, 2004, we entered into the Johnstown settlement and recorded a \$9.2 million charge with respect to the year ended December 31, 2004. As part of the Johnstown settlement, we agreed to pay back wages equal to \$1.4 million to the covered employees and recorded a \$0.8 million cash charge for expenses related to the Johnstown settlement in the year ended December 31, 2004. We also recorded \$7.0 million of non-cash expense in the year ended December 31, 2004 related to pension and postretirement termination benefits accrued with respect to retired unionized employees at our Johnstown facility. For the year ended December 31, 2005, we recorded a charge of \$370,000 relating to a change in estimate of the charge resulting from the Johnstown settlement consisting of a retroactive payment to unionized Johnstown employees for certain previously unpaid work hours. For the year ended December 31, 2007 we recorded a contingent liability accrual of \$3.9 million.
- (3) "Rights to additional acquisition consideration" refers to the additional acquisition consideration related to the acquisition of our business in 1999 that became due, and was paid, upon the completion of our initial public offering in April 2005.
- (4) Estimated backlog reflects the total sales attributable to the backlog reported at the end of the particular period as if such backlog were converted to actual sales. Estimated backlog does not reflect potential price increases or decreases under most of our customer contracts that provide for variable pricing based on changes in the cost of raw materials or the possibility that contracts may be canceled or railcar delivery dates delayed and does not reflect the effects of any cancellation or delay of railcar orders that may occur. See Item 1. "Business—Backlog."
- (5) Our restricted cash for the years ended December 31, 2004 and 2003 included cash collateral of \$3.8 million plus interest held in escrow for our participation in a residual support guarantee agreement with respect to railcars that we sold to a customer that are presently leased by the customer to a third party. Our restricted cash for the years ended December 31, 2004 and 2003 also included \$7.5 million held in a restricted cash account as additional collateral for our former revolving credit facility, which was released to us after we entered into our revolving credit facility agreement. Our restricted cash balance for the year ended December 31, 2004 also included \$1.2 million in escrow, representing security for workers' compensation insurance. As of December 31, 2005, we no longer had any remaining restricted cash. Restricted cash in the amount of \$13.0 million was released during the year ended December 31, 2005 as follows: the \$7.5 million attributable to cash held as additional collateral under the former revolving credit facility was released upon signing the new credit facility agreement; \$1.2 million held in escrow as security for worker's compensation insurance was replaced by a letter of credit; and \$4.3 million held in escrow for a residual support guaranty relating to railcars we sold to a financial institution that are leased by a third-party customer was released by the financial institution.
- (6) Our total debt includes current maturities of long-term debt and our variable rate demand industrial revenue bonds due 2010, which are classified as short-term debt. We repaid all of our debt that existed prior to the initial public offering with the net proceeds of the initial public offering and available cash.
- (7) Our recorded liability under the rights to additional acquisition consideration was based on the fair value of the rights to additional acquisition consideration at the time that we acquired our business from TTI in 1999, using a discount rate of 25% and an expected redemption period of seven years. As a result of our initial public offering, we were required to pay the additional acquisition consideration in the aggregate amount of \$35.0 million.
- (8) For the year ended December 31, 2007, we recorded curtailment and impairment charges of \$30.8 million relating to the planned closure of our Johnstown facility, which included curtailment and special termination benefits for our pension and postretirement benefit plans of \$27.7 million, one-time employee termination benefits of \$2.2 million and fixed asset impairment charges of \$950,000.

Item 7. Management's Discussion and Analysis of Financial Condition and Results of Operations.

OVERVIEW

You should read the following discussion in conjunction with our consolidated financial statements and related notes included elsewhere in this annual report on Form 10-K. This discussion contains forward-looking statements that are based on management's current expectations, estimates and projections about our business and operations. Our actual results may differ materially from those currently anticipated and expressed in such forward-looking statements. See " - Forward-Looking Statements."

We are the leading manufacturer of aluminum-bodied railcars and coal-carrying railcars in North America, based on the number of railcars delivered. We also refurbish and rebuild railcars and sell forged, cast and fabricated parts for the railcars we produce, as well as those manufactured by others. Our primary customers are shippers, railroads and financial institutions.

Our manufacturing facilities are located in Danville, Illinois, Johnstown, Pennsylvania and Roanoke, Virginia. All of our manufacturing facilities have the capability to manufacture a variety of types of railcars.

In the twelve months ended December 31, 2007, we delivered 10,282 new railcars, compared to our delivery of 18,764 new railcars in the twelve months ended December 31, 2006. Our total backlog of firm orders for new railcars decreased by approximately 42%, from 9,315 railcars as of December 31, 2006 to 5,399 railcars as of December 31, 2007. The backlog as of December 31, 2007 represented estimated sales of \$422 million, while the

backlog as of December 31, 2006 represented estimated sales of \$697 million. Approximately 92% of our backlog as of December 31, 2007 consisted of coal-carrying railcars.

Prices for steel and aluminum, the primary raw material components of our railcars, and surcharges on steel and railcar components remain at historically high levels. Notwithstanding fluctuations in the cost of raw materials, a significant majority of the contracts covering our current backlog include provisions that allow for variable pricing to protect us against future changes in the cost of raw materials. We were able to pass on increased material costs to our customers with respect to approximately 80% of our railcar deliveries in 2007.

With respect to the supply of components, while the availability of railcar components improved during 2007, the railcar industry continues to be adversely impacted by shortages of wheels and other components as a result of reorganization and consolidation of domestic suppliers, increased demand for new railcars and railroad maintenance requirements. Currently, we believe that these shortages will not significantly impact our ability to meet our delivery requirements as domestic suppliers have improved their delivery capabilities.

The North American railcar market is highly cyclical and the trends in the railcar industry are closely related to the overall level of economic activity. We expect railroads and utilities to continue to upgrade their fleets of aging steel-bodied coal-carrying railcars to lighter and more durable aluminum-bodied coal-carrying railcars. Despite the decline in our backlog, we believe that the long-term outlook for railcar demand is positive, due to increased rail traffic and the replacement of aging railcar fleets. We also believe that the long-term outlook for our business, including the demand for our coal-carrying railcars, is positive, based on our long-term supply agreements, our expanding product portfolio, our operational efficiency in manufacturing railcars and our international opportunities. However, U.S. economic conditions may not result in a sustained economic recovery, and our business is subject to these and significant other risks that may cause our current positive outlook to change. See Item 1A. "Risk Factors."

In April 2005, we completed an initial public offering of shares of our common stock. In connection with the offering, we offered and sold 5,100,000 shares of our common stock and certain selling stockholders offered and sold 4,675,000 shares (including 1,275,000 shares following the exercise of the underwriters' over-allotment option) at a price of \$19.00 per share. Our net proceeds from the initial public offering, after deducting underwriting discounts, commissions and estimated offering-related expenses payable by us, were approximately \$85.3 million. We used the net proceeds from the offering and our available cash to repay our existing indebtedness, redeem all of our outstanding redeemable preferred stock, pay amounts due under the rights to additional acquisition consideration, pay amounts due in connection with the termination of certain management services and other agreements with certain of our stockholders and pay related fees and expenses. See "- Liquidity and Capital Resources."

In September 2005, we completed a secondary offering of our common stock whereby the selling stockholders, including all of our executive officers and certain of our directors, offered and sold 2,626,317 shares (including 342,563 shares following the exercise of the underwriters' over-allotment option) at a price of \$40.50 per share. We did not sell any shares and did not receive any proceeds from the sale of shares by the selling stockholders. We incurred \$0.8 million of expenses in connection with the secondary offering.

In January 2007, our Board of Directors announced a share repurchase program of up to \$50 million. These shares were purchased in the open market through the third quarter of 2007. The total number of shares purchased was 1,048,300 at an average cost of \$47.70 per share.

In December 2007, we announced that we planned to close our manufacturing facility located in Johnstown, Pennsylvania. This action was taken to further our strategy of maintaining our competitive position by optimizing production at our low-cost facilities and continuing our focus on cost control. We had entered into decisional bargaining with the union representing our Johnstown employees regarding labor costs at our Johnstown facility, but did not reach an agreement with the union that would have allowed us to continue to operate the facility in a cost-effective way.

FINANCIAL STATEMENT PRESENTATION

Sales

Our sales are generated primarily from sales of the railcars that we manufacture. Our sales depend on industry demand for new railcars, which is driven by overall economic conditions and the demand for railcar transportation of various products, such as coal, motor vehicles, steel products, forest products, minerals, cement and agricultural commodities. Our sales are also affected by competitive market pressures that impact the prices for our railcars and by the types of railcars sold.

We generally manufacture railcars under firm orders from our customers. We recognize sales, which we sometimes refer to as deliveries, of new and rebuilt railcars when we complete the individual railcars, the railcars are accepted by the customer following inspection, the risk of any damage or other loss with respect to the railcars passes to the customer and title to the railcars transfers to the customer. With respect to sales transactions involving the trading-in of used railcars, in accordance with accounting rules, we recognize sales for the entire transaction when the cash consideration received is in excess of 25% of the total transaction value and on a pro rata portion of the total transaction value when the cash consideration received is less than 25% of the total transaction value. We value used railcars received at their estimated fair market value less a normal profit margin. Sales of used railcars for the years ended December 31, 2007, 2006 and 2005, were not material. The variable purchase patterns of our customers and the timing of completion, delivery and acceptance of customer orders may cause our sales and income from operations to vary substantially each quarter, which will result in significant fluctuations in our quarterly results.

Cost of sales

Our cost of sales includes the cost of raw materials such as aluminum and steel, as well as the cost of finished railcar components, such as castings, wheels, truck components and couplers, and other specialty components. Our cost of sales also includes labor, utilities, freight, manufacturing depreciation and other manufacturing overhead costs. Factors that have affected our cost of sales include the recent increases in the cost of steel and aluminum, our plans to close our Johnstown, Pennsylvania facility and our efforts to reduce the costs of new products that we have recently introduced.

We rely upon third-party suppliers for wheels and other components for our railcars. For the year ended December 31, 2004, due to a shortage of wheels and other railcar components, our deliveries were limited to 7,484 railcars, even though we had orders and production capacity to manufacture more railcars. The limited supply of wheels and other railcar components did not impact our deliveries for the years ended December 31, 2005, 2006 and 2007. While the availability of railcar components continued to improve during 2007, the railcar industry continues to be adversely impacted by shortages of wheels and other components as a result of reorganization and consolidation of domestic suppliers, increased demand for new railcars and railroad maintenance requirements. Currently, we believe that these shortages will not significantly impact our ability to meet our delivery requirements as domestic suppliers have improved their delivery capabilities. Customer orders may be subject to cancellation, customer requests for delays in railcar deliveries, inspection rights and other customary industry terms and conditions. See Item 1A. "Risk Factors—Risks Related to the Railcar Industry—Limitations on the supply of wheels and other railcar components could adversely affect our business because they may limit the number of railcars we can manufacture."

The prices for steel and aluminum, the primary raw material inputs of our railcars, increased in 2005, 2006 and 2007 as a result of strong demand, limited availability of production inputs for steel and aluminum, including scrap metal, industry consolidation and import trade barriers. In addition, the price and availability of other railcar components that are made of steel have been adversely affected by the increased cost and limited availability of steel. Any fluctuations in the price or availability of aluminum or steel, or any other material used in the production of our railcars, may have a material adverse effect on our business, results of operations or financial condition. The costs for raw steel and aluminum have increased by approximately 156% and 67%, respectively, during the period from October 2003 through December 31, 2007. The availability of scrap metal has been limited by exports of scrap metal to China, and as a result, steel producers have charged scrap metal surcharges in excess of agreed-upon prices. In addition, the price and availability of other railcar components that are made of steel have been adversely affected by the increased cost and limited availability of steel. During the year ended December 31, 2005, our gross profit was adversely impacted by higher costs of approximately \$1.5 million associated with increased material, labor and other costs related to a contract to manufacture box cars. For the years ended December 31, 2007 and 2006, we were able to pass on increases in raw material costs to our customers with respect to 80% and 98% of our railcar deliveries, respectively.

Operating income

Operating income represents total sales less cost of sales, selling, general and administrative expenses, compensation expense under stock option and restricted share award agreements, curtailment and impairment charges and the provision for the settlement of labor disputes in 2005.

RESULTS OF OPERATIONS

Year Ended December 31, 2007 compared to Year Ended December 31, 2006

Sales

Our sales for the year ended December 31, 2007 were \$817.0 million as compared to \$1,444.8 million for the year ended December 31, 2006 while railcar deliveries of 10,282 were 8,482 units below the 2006 level. The decrease in sales revenue and deliveries was due primarily to lower industry volume as well as lower demand for coal cars. In addition, the competitive environment increased as demand slackened with a negative impact on the price of railcars. Average railcar pricing declined between 2006 and 2007. The decline in average selling price was partially offset by a shift in product mix. Our coal-carrying railcars remain an essential part of our portfolio. Deliveries of our BethGon® II and AutoFlood III™ coal-carrying railcars comprised 85% of our total railcar deliveries for the year ended December 31, 2007.

Gross Profit

Gross profit for the year ended December 31, 2007 was \$103.4 million as compared to \$233.5 million for the year ended December 31, 2006, representing a decrease of \$130.1 million. The decrease in gross profit was due primarily to lower volume. In addition, the gross margin was impacted by lower operating leverage due to the change in volume and the lower pricing environment. Favorable product mix and continuous cost reduction efforts partially mitigated the impact of lower production activity and the adverse pricing environment. For the year ended December 31, 2007, we were able to pass on increases in raw material costs to our customers with respect to 80% of our railcar deliveries.

Selling, General and Administrative Expenses

Selling, general and administrative expenses for the year ended December 31, 2007 were \$38.9 million as compared to \$34.4 million for the year ended December 31, 2006, representing an increase of \$4.5 million. Selling, general and administrative expenses were 4.8% of our sales for 2007 and 2.4% for 2006. The increase was primarily attributable to higher employee compensation costs of \$3.0 million, a special charge of \$3.8 million for contingency losses related to litigation and a \$1.1 million increase in investment for product development programs. These increases were partially offset by a reduction in outside professional services of \$1.8 million. Increases in selling, general and administrative expenses for 2007 were also partially offset by decreases in several expense categories that were not significant individually but have helped to minimize the impact of the increases previously described.

Curtailment and Impairment Charges

In December 2007 we incurred curtailment and impairment charges of \$30.8 million. These charges include net curtailment losses and special termination and contractual benefit costs of \$27.7 million arising under our pension and other postretirement benefit plans as well as contractual employee termination benefits of \$2.2 million for severance and medical insurance. These charges also include a non-cash impairment of the carrying value of certain assets at our Johnstown manufacturing facility of \$950,000. It is anticipated that payments for employee termination benefits will be made during 2008 while pension and postretirement benefits will be funded through plan assets and future Company contributions to the pension and postretirement plans.

Interest Expense/Income

Total interest expense for each of the years ended December 31, 2007 and 2006, was \$0.7 million. For the years ended December 31, 2007 and 2006, interest expense consisted of third-party interest expense and the amortization of deferred financing costs. Interest income for the year ended December 31, 2007 was \$8.3 million as compared to \$5.9 million for the year ended December 31, 2006, representing an increase of \$2.4 million, primarily attributable to a higher average cash balance during 2007. Interest income represents the proceeds of short-term investments of

our cash balances, which decreased by approximately 7.1% at December 31, 2007 compared to December 31, 2006. Interest rates rose steadily during 2006 and into 2007 but decreased significantly during the second half of 2007.

Income Taxes

The provision for income taxes was \$14.8 million for the year ended December 31, 2007, as compared to a provision for income taxes of \$75.5 million for the year ended December 31, 2006. The effective tax rates for the years ended December 31, 2007 and 2006, were 35.9% and 37.0%, respectively. The effective rate for the year ended December 31, 2007 was slightly higher than the statutory U.S. federal income tax rate due to the addition of a 1.9% blended state rate and a 2.8% increase caused by a change in the valuation allowance. These increases were virtually offset by a decrease in the effective rate caused by the domestic manufacturing deduction. The effective tax rate for the year ended December 31, 2006 was higher than the statutory U.S. federal income tax rate of 35% due to a 4.2% blended state rate less a 2.2% effect for other permanent differences.

Management anticipates that the effective tax rate in 2008 will be similar to the effective rates for 2007 and 2006 excluding the impacts of discrete tax items.

Net Income

As a result of the foregoing, net income and net income attributable to common stockholders each were \$26.5 million for the year ended December 31, 2007, reflecting a decrease of \$102.2 million from net income and net income attributable to common stockholders of \$128.7 million for the year ended December 31, 2006. For 2007, our basic and diluted net income per share were \$2.18 and \$2.17, respectively, on basic and diluted shares outstanding of 12,115,712 and 12,188,901, respectively. For 2006, our basic and diluted net income per share were \$10.23 and \$10.07, respectively, on basic and diluted shares outstanding of 12,586,889 and 12,785,015, respectively. The reduction in net income for 2007 compared to 2006 is primarily the result of decreased sales volumes during 2007.

Year Ended December 31, 2006 compared to Year Ended December 31, 2005

Sales

Our sales for the year ended December 31, 2006 were \$1,444.8 million as compared to \$927.2 million for the year ended December 31, 2005, representing an increase of \$517.6 million. Included in our sales for the year ended December 31, 2005 was \$5.5 million attributable to the recognition of deferred revenue related to a customer contract from a prior year. The increase in sales was primarily due to our delivery of an additional 5,733 railcars in the year ended December 31, 2006, compared to the same period in 2005, representing an increase of 44% in deliveries, and higher pricing. The increased volume of railcar deliveries reflects increased demand for our coal-carrying railcars. Deliveries of our BethGon[®] II and AutoFlood III[™] coal-carrying railcars comprised 96% of our total railcar deliveries for the year ended December 31, 2006.

Gross Profit

Gross profit for the year ended December 31, 2006 was \$233.5 million as compared to \$106.5 million for the year ended December 31, 2005, representing an increase of \$127.0 million. Included in our gross profit for the year ended December 31, 2005 was \$5.5 million attributable to the recognition of deferred revenue. The increase in gross profit was primarily due to our increased sales volume, increased operating leverage attributable to higher volume, higher pricing and improved productivity. For the year ended December 31, 2006, we were able to pass on increases in raw material costs to our customers with respect to 98% of our railcar deliveries. During the year ended December 31, 2006, our gross profit was adversely impacted by non-recoverable materials costs of approximately \$1.8 million. During the year ended December 31, 2005, our gross profit was adversely impacted by higher costs of approximately \$1.5 million associated with increased material, labor and other costs related to a contract to manufacture box cars.

Selling, General and Administrative Expenses

Selling, general and administrative expenses for the year ended December 31, 2006 were \$34.4 million as compared to \$28.5 million for the year ended December 31, 2005, representing an increase of \$5.9 million. Selling, general and administrative expenses were 2.4% of our sales for the year ended December 31, 2006 and 3.1% for 2005. The

increase in expenses was primarily attributable to increased stock-based compensation expense of \$1.7 million, increased public company expenses of \$1.1 million primarily associated with the implementation of Sarbanes-Oxley requirements and legal fees, increased expenses of \$1.5 million relating to our bonus and employee benefit programs, increased investments in product development programs, costs related to the transition of executive management and increased expenses related to the incremental business volume in 2006. The increased stock-based compensation is related to the full-year impact of restricted shares awarded in the fourth quarter of 2005 and the implementation of Statement of Financial Accounting Standards (“SFAS”) No. 123 (R). See Note 15 to the consolidated financial statements. Included in the December 31, 2005 expense was a provision for the settlement of labor disputes of \$0.4 million.

Interest Expense/Income

Total interest expense for the year ended December 31, 2006 was \$0.7 million as compared to \$11.9 million for the year ended December 31, 2005, representing a decrease of \$11.2 million. The decrease was a result of our initial public offering in April 2005 and the related changes in our financing structure which significantly reduced our outstanding debt. For the year ended December 31, 2006, interest expense consisted of third-party interest expense and the amortization of deferred financing costs. For the year ended December 31, 2005, interest expense consisted primarily of the accretion of additional interest on the rights to additional acquisition consideration of \$6.4 million, related-party interest of \$3.3 million and third-party interest expense of \$1.4 million. Interest income for the year ended December 31, 2006 was \$5.9 million as compared to \$1.2 million for the year ended December 31, 2005. Interest income represents the proceeds of short-term investments of our cash balances, which increased substantially over the period.

Income Taxes

The provision for income taxes was \$75.5 million for the year ended December 31, 2006, as compared to a provision for income taxes of \$21.8 million for the year ended December 31, 2005. The effective tax rates for the years ended December 31, 2006 and 2005, were 37.0% and 32.3%, respectively. The effective tax rate for the year ended December 31, 2006 was higher than the statutory U.S. federal income tax rate of 35% due to the addition of a 4.2% blended state rate less a 2.2% effect for other permanent differences. The effective tax rate for the year ended December 31, 2005 was lower than the statutory U.S. federal income tax rate of 35% due to the addition of a 2.1% blended state rate less a 0.3% effect for other permanent differences and a 4.5% effect for previously non-deductible interest expense on the rights to additional acquisition consideration which became deductible for income tax purposes upon payment of the additional acquisition consideration.

Net Income

As a result of the foregoing, net income was \$128.7 million for the year ended December 31, 2006, reflecting an increase of \$83.0 million from net income of \$45.7 million for the year ended December 31, 2005. Net income attributable to common stockholders was \$128.7 million for the year ended December 31, 2006, as compared to net income of \$45.4 million attributable to common stockholders for the same period in 2005. For the year ended December 31, 2006, our basic and diluted net income per share were \$10.23 and \$10.07, respectively, on basic and diluted shares outstanding of 12,586,889 and 12,785,015, respectively. For the prior year, our basic and diluted net income per share were \$4.08 and \$4.04, respectively, on basic and diluted shares outstanding of 11,135,440 and 11,234,075, respectively. Net income for the year ended December 31, 2005 was favorably impacted by net income of \$2.9 million applicable to the recognition of deferred revenue. Basic and diluted earnings per share were favorably impacted in 2005 by \$0.27 per share attributable to the recognition of deferred revenue.

LIQUIDITY AND CAPITAL RESOURCES

Our primary source of liquidity for the years ended December 31, 2007 and 2006 was cash flows generated from operations. From the year ended December 31, 2006 to the year ended December 31, 2007, the change in net cash provided by operating activities was a decrease of \$ 112.8 million. See “- Cash Flows.”

On August 24, 2007, we entered into a Second Amended and Restated Credit Agreement (the “Revolving Credit Agreement”) with LaSalle Bank National Association (“LaSalle”) and the lenders party thereto (collectively, the “Lenders”) amending and restating the terms of our revolving credit facility (the “revolving credit facility”). The proceeds of the revolving credit facility are available to finance our working capital requirements through direct borrowings and the issuance of stand-by letters of credit. The Revolving Credit Agreement amends and restates the

Amended and Restated Credit Agreement, dated as of April 11, 2005, by and among us, LaSalle and the lenders party thereto (the "previous credit agreement"). The Revolving Credit Agreement provides for a \$100.0 million senior secured revolving credit facility, including (i) a sub-facility for letters of credit in an amount not to exceed \$50.0 million and (ii) a sub-facility for a swing line loan in an amount not to exceed \$10.0 million. The amount available under the revolving credit facility is based on the lesser of (i) \$100.0 million or (ii) an amount equal to a percentage of eligible accounts receivable plus a percentage of eligible finished inventory plus a percentage of semi-finished inventory. The previous credit agreement provided for a total revolving credit facility of the lesser of (i) \$50.0 million or (ii) an amount equal to a percentage of eligible accounts receivable plus a percentage of eligible finished inventory plus a percentage of semi-finished inventory with a sub-facility for letters of credit totaling \$30.0 million.

The Revolving Credit Agreement has a term ending on May 31, 2012 and bears interest at a rate of LIBOR plus an applicable margin of between 0.875% and 1.500% depending on Revolving Loan Availability (as defined in the Revolving Credit Agreement). We are required to pay a commitment fee of between 0.175% and 0.250% based on Revolving Loan Availability. The previous credit agreement had a three-year term ending on April 11, 2008 and bore interest at a rate of LIBOR plus an applicable margin of between 1.75% and 3.00% depending on our ratio of consolidated senior debt to consolidated EBITDA (as defined in the previous credit agreement). Borrowings under the Revolving Credit Agreement are collateralized by substantially all of our assets. The Revolving Credit Agreement has both affirmative and negative covenants, including, without limitation, a minimum fixed charge coverage ratio and limitations on debt, liens, dividends, investments, acquisitions and capital expenditures. The Revolving Credit Agreement also provides for customary events of default. As of December 31, 2007, we were in compliance with all covenant requirements under the Revolving Credit Agreement. As of December 31, 2007 and December 31, 2006, we had no borrowings under the revolving credit facility. We had \$8.8 million and \$18.3 million in outstanding letters of credit under the letter of credit sub-facility as of December 31, 2007 and December 31, 2006, respectively, and the ability to borrow \$39.5 million under the revolving credit facility as of December 31, 2007. Under the revolving credit facility, our subsidiaries are permitted to pay dividends and transfer funds to us without restriction.

Based on our current level of operations, we believe that our proceeds from operating cash flows, together with amounts available under our revolving credit facility and cash on hand, will be sufficient to meet our anticipated liquidity needs for 2008. Our long-term liquidity is contingent upon future operating performance and our ability to continue to meet financial covenants under our revolving credit facility and any other indebtedness. We may also require additional capital in the future to fund organic growth opportunities and cost reduction programs, including new plant and equipment, development of railcars, joint ventures and acquisitions, and these capital requirements could be substantial. Management continuously evaluates manufacturing facility requirements based upon market demand and may elect to make capital investments at higher levels in the future. We are also exploring product diversification initiatives and international and other opportunities.

Our long-term liquidity needs also depend to a significant extent on our obligations related to our pension and welfare benefit plans. We provide pension and retiree welfare benefits to certain salaried and hourly employees upon their retirement. The most significant assumptions used in determining our net periodic benefit costs are the discount rate used on our pension and postretirement welfare obligations and expected return on pension plan assets. Our management expects that any future obligations under our pension plans that are not currently funded will be funded out of our future cash flow from operations. As of December 31, 2007, our benefit obligation under our defined benefit pension plans and our postretirement benefit plan was \$55.4 million and \$53.1 million, respectively, which exceeded the fair value of plan assets by \$10.4 million and \$53.1 million, respectively. As disclosed in Note 13 to the consolidated financial statements, we expect to make contributions relating to our defined benefit pension plans of approximately \$6.8 million in 2008. However, we may elect to adjust the level of contributions to our pension plans based on a number of factors, including performance of pension investments, changes in interest rates and changes in workforce compensation. In August 2006, President Bush signed the Pension Protection Act of 2006 into law. Included in this legislation are changes to the method of valuing pension plan assets and liabilities for funding purposes, as well as minimum funding levels required by 2008. Our defined benefit pension plans are in compliance with minimum funding levels established in the Pension Protection Act and are expected to be fully funded by 2009. This expectation will be affected by future contributions, investment returns on plan assets, growth in plan liabilities and interest rates. Assuming that the plans are fully funded as that term is defined within the Pension Protection Act, we will be required to fund the ongoing growth in plan liabilities on an annual basis. We anticipate funding pension contributions with cash from operations.

Based upon our operating performance, capital requirements and obligations under our pension and welfare benefit plans, we may, from time to time, be required to raise additional funds through additional offerings of our common stock and through long-term borrowings. There can be no assurance that long-term debt, if needed, will be available on terms attractive to us, or at all. Furthermore, any additional equity financing may be dilutive to stockholders and debt financing, if available, may involve restrictive covenants. Our failure to raise capital if and when needed could have a material adverse effect on our business, results of operations and financial condition.

Contractual Obligations

The following table summarizes our contractual obligations as of December 31, 2007, and the effect that these obligations and commitments would be expected to have on our liquidity and cash flow in future periods:

Contractual Obligations	Payments Due by Period				
	Total	1 Year	2-3 Years	4-5 Years	After 5 Years
	<i>(In thousands)</i>				
Capital leases from long-term debt.....	\$ 93	\$ 65	\$ 28	\$ —	\$ —
Operating leases	14,187	1,856	3,761	4,122	4,448
Material and component purchases	131,852	32,806	82,887	16,159	—
Total.....	<u>\$ 146,132</u>	<u>\$ 34,727</u>	<u>\$ 86,676</u>	<u>\$ 20,281</u>	<u>\$ 4,448</u>

Material and component purchases consist of non-cancelable agreements with suppliers to purchase materials used in the manufacturing process. Purchase commitments for aluminum are made at a fixed price and are typically entered into after a customer places an order for railcars. The estimated amounts above may vary based on the actual quantities and price.

In addition to the contractual obligations set forth above, we also will have interest payment obligations on any borrowings under the revolving credit facility. See Note 9 to the consolidated financial statements.

We also pay consulting fees to one of our directors. The amount paid for his consulting services was \$50,000 for each of the years ended December 31, 2007, 2006 and 2005. The agreement governing this arrangement will expire in April 2008. See Note 21 to the consolidated financial statements.

The above table excludes \$3.4 million of long-term liabilities for unrecognized tax benefits and accrued interest and penalties at December 31, 2007 because the timing of the payout of these liabilities cannot be determined.

We are a party to employment agreements with our President and Chief Executive Officer and our Vice President, Finance, Chief Financial Officer and Treasurer as well as other members of our executive management team. See Item 11. "Executive Compensation."

We are also required to make minimum contributions to our pension and postretirement welfare plans. See Note 13 to the consolidated financial statements regarding our expected contributions to our pension plans and our expected postretirement welfare benefit payments for 2008.

Cash Flows

The following table summarizes our net cash provided by or used in operating activities, investing activities and financing activities for the years ended December 31, 2007, 2006 and 2005:

	<u>2007</u>	<u>2006</u>	<u>2005</u>
Net cash provided by (used in):			
Operating activities	\$ 41,398	\$ 154,156	\$ 65,814
Investing activities	(6,062)	(5,821)	5,435
Financing activities	(50,320)	1,954	(20,725)
Total	<u>\$ (14,984)</u>	<u>\$ 150,289</u>	<u>\$ 50,524</u>

Operating Activities. Our net cash provided by or used in operating activities reflects net income or loss adjusted for non-cash charges and changes in net working capital (including non-current assets and liabilities). Cash flows from operating activities are affected by several factors, including fluctuations in business volume, contract terms for billings and collections, the timing of collections on our contract receivables, processing of bi-weekly payroll and associated taxes, and payment to our suppliers. Our working capital accounts also fluctuate from quarter to quarter due to the timing of certain events, such as the payment or non-payment for our railcars. As some of our customers accept delivery of new railcars in train-set quantities, consisting on average of 120 to 135 railcars, variations in our sales lead to significant fluctuations in our operating profits and cash from operating activities. We do not usually experience business credit issues, although a payment may be delayed pending completion of closing documentation, and a typical order of railcars may not yield cash proceeds until after the end of a reporting period.

Our net cash provided by operating activities for the year ended December 31, 2007 was \$41.4 million as compared to net cash provided by operating activities of \$154.2 million for the year ended December 31, 2006. The decrease of \$112.8 million in net cash provided by operating activities was primarily due to the reduction of \$84.9 million in net income adjusted for non-cash items and a decrease of \$35.6 million generated by working capital accounts such as accounts receivable and inventories, net of accounts payable, partially offset by the increase of \$7.7 million in cash applicable to payroll, pensions and postretirement obligations.

Our net cash provided by operating activities for the year ended December 31, 2006 was \$154.2 million as compared to net cash provided by operating activities of \$65.8 million for the year ended December 31, 2005. The increase of \$88.4 million in net cash provided by operating activities was primarily due to the addition of \$68.9 million in net income adjusted for non-cash items and an increase of \$39.5 million generated by working capital accounts such as accounts receivable and inventories, net of accounts payable, partially offset by the use of \$20.0 million in cash applicable to payroll, pensions and postretirement obligations.

Investing Activities. Net cash used in investing activities for the year ended December 31, 2007 was \$6.1 million as compared to net cash used in investing activities of \$5.8 million for the year ended December 31, 2006. For the year ended December 31, 2007, \$4.3 million of the \$6.1 million of total capital expenditures was used for cost reduction initiatives and the expansion of production capacity to accommodate the manufacture of a new railcar type.

Net cash used in investing activities for the year ended December 31, 2006 was \$5.8 million as compared to net cash provided by investing activities of \$5.4 million for the year ended December 31, 2005. The \$5.8 million of net cash used in investing activities for the year ended December 31, 2006 consisted of capital expenditures of \$6.9 million partially offset by the proceeds of \$1.1 million from the sale of property, plant and equipment, primarily \$1.0 million from the sale of the Shell plant in Johnstown, Pennsylvania. For the year ended December 31, 2006, \$3.3 million of the \$6.9 million of total capital expenditures were used for the expansion of production capacity to accommodate the manufacture of hybrid stainless steel/aluminum coal-carrying railcars.

Financing Activities. Net cash used in financing activities for the year ended December 31, 2007 was \$50.3 million as compared to net cash provided by financing activities of \$2.0 million for the year ended December 31, 2006. Net cash used in financing activities for the year ended December 31, 2007 included \$50.0 million for stock repurchases, \$2.9 million to pay cash dividends to our stockholders and \$0.2 million related to deferred financing costs. These were partially offset by the receipt of \$2.1 million for stock options exercised and \$0.8 million in excess tax benefit from stock-based compensation.

Net cash provided by financing activities for the year ended December 31, 2006 was \$2.0 million as compared to net cash used in financing activities of \$20.7 million for the year ended December 31, 2005. Net cash provided by financing activities for the year ended December 31, 2006 included \$2.1 million in stock options exercised and \$1.8 million in excess tax benefit from stock-based compensation. These were partially offset by the use of \$1.9 million to pay cash dividends to our stockholders.

Capital Expenditures

Our capital expenditures were \$6.1 million in the year ended December 31, 2007 as compared to \$6.9 million in the year ended December 31, 2006. For the year ended December 31, 2007, \$4.3 million of the \$6.1 million of total capital expenditures was used for the expansion of production capacity to accommodate the manufacture of hybrid stainless steel/aluminum coal-carrying railcars.

Our capital expenditures were \$6.9 million in the year ended December 31, 2006 as compared to \$7.5 million in the year ended December 31, 2005. For the year ended December 31, 2006, \$3.3 million of the \$6.9 million total capital expenditures were used at a manufacturing facility, primarily relating to cost reduction initiatives and the expansion of production capacity to accommodate a new railcar type. The remaining \$3.6 million of capital expenditures for the year ended December 31, 2006 were comprised primarily of expenditures for machinery and equipment and building improvements at our Danville, Johnstown and Roanoke production facilities.

Excluding unforeseen expenditures, management expects that capital expenditures will be approximately \$5.9 million in 2008. These expenditures will be used to maintain our existing facilities and update manufacturing equipment. Management continuously evaluates manufacturing facility requirements based upon market demand and may elect to make capital investments at higher levels in the future.

CRITICAL ACCOUNTING POLICIES

We prepare our consolidated financial statements in accordance with accounting principles generally accepted in the United States. The preparation of our financial statements requires us to make estimates and assumptions that affect the reported amounts of assets and liabilities and disclosure of contingent assets and liabilities at the date of the financial statements and the reported amounts of sales and expenses during the reporting period. Significant estimates include long-lived assets, goodwill, pension and postretirement benefit assumptions, the valuation reserve on the net deferred tax asset, warranty accrual and contingencies and litigation. Actual results could differ from those estimates.

Our critical accounting policies include the following:

Long-lived assets

We evaluate long-lived assets, including property, plant and equipment, under the provisions of SFAS No. 144, *Accounting for the Impairment or Disposal of Long-Lived Assets*, which addresses financial accounting and reporting for the impairment of long-lived assets and for long-lived assets to be disposed of. For assets to be held or used, we group a long-lived asset or assets with other assets and liabilities at the lowest level for which identifiable cash flows are largely independent of the cash flows of other assets and liabilities. An impairment loss for an asset group reduces only the carrying amounts of a long-lived asset or assets of the group being evaluated. Our estimates of future cash flows used to test the recoverability of a long-lived asset group include only the future cash flows that are directly associated with and that are expected to arise as a direct result of the use and eventual disposition of the asset group. Our future cash flow estimates exclude interest charges.

We test long-lived assets for recoverability whenever events or changes in circumstances indicate that the carrying amount of an asset may not be recoverable. These changes in circumstances may include a significant decrease in the market value of an asset or the extent or manner in which an asset is used. We routinely evaluate our manufacturing footprint to assess our manufacturing capacity and cost of production in an effort to optimize production at our low-cost manufacturing facilities. In December 2007, we announced our planned closure of our manufacturing facility located in Johnstown, Pennsylvania and, as a result, we tested long-lived assets at our Johnstown facility for recoverability using estimated fair values. We recorded impairment charges of \$950,000 for land, building and improvements during 2007. There were no impairment charges recorded for long-lived assets during 2006 or 2005.

Impairment of goodwill and intangible assets

We have recorded on our balance sheet both goodwill and intangible assets, which consist primarily of patents and an intangible asset related to our defined benefit plans. On December 31, 2006 the adoption of SFAS No. 158 resulted in the derecognition of the intangible asset related to our defined benefit pension plans. See Note 13 to the consolidated financial statements. We perform the goodwill impairment test required by SFAS No. 142, *Goodwill and Other Intangible Assets*, as of January 1 of each year. We also test goodwill for impairment between annual tests if an event occurs or circumstances change that may reduce the fair value of our Company below its carrying amount. These events or circumstances include the testing for recoverability under SFAS No. 144. Accordingly we tested goodwill for impairment as of December 31, 2007 in connection with our testing of long-lived assets at our Johnstown facility for recoverability, in addition to performing our annual test as of January 1, 2007. We also tested goodwill and intangible assets for impairment on January 1, 2006 and January 1, 2005. We have not noted any such impairment.

We test goodwill for impairment at least annually based on management's assessment of the fair value of our assets as compared to the carrying value of our assets. Additional steps, including an allocation of the estimated fair value to our assets and liabilities, would be necessary to determine the amount, if any, of goodwill impairment if the fair value of our assets and liabilities were less than their carrying value. The process of assessing fair value involves management making estimates with respect to future sales volume, pricing, economic and industry data, anticipated cost environment and overall market conditions, and because these estimates form the basis for the determination of whether or not an impairment charge should be recorded, these estimates are considered to be critical accounting estimates.

Our method to determine fair value to test goodwill for impairment considers three valuation approaches: the discounted cash flow method, the guideline company method and the transaction method. The results of each of these three methods are reviewed by management and a fair value is then assigned. For our latest valuation, as of December 31, 2007, management estimated that the fair value of our company exceeded the carrying value of our company by a substantial amount.

The discounted cash flow method involves significant judgment based on a market-derived rate of return to discount short-term and long-term projections of the future performance of our company. The major assumptions that influence future performance include:

- volume projections based on an industry-specific outlook for railcar demand and specifically coal railcar demand;
- estimated margins on railcar sales; and
- weighted-average cost of capital (or WACC) used to discount future performance of our company.

We use industry data to estimate volume projections in our discounted cash flow method. We believe that this independent industry data is the best indicator of expected future performance assuming that we maintain a consistent market share, which management believes is supportable based on historical performance. While a negative 1% adjustment to the volume projections used in the discounted cash flow method would reduce the excess of the fair value of our company compared to its carrying value by approximately 2%, management estimates that the fair value would still exceed the carrying value by a substantial amount.

Our estimated margins used in the discounted cash flow method are based primarily on historical margins. The price of raw materials has increased significantly since November 2003. Aluminum and steel prices have historically accounted for approximately 30% to 35% of our total cost of sales. Changes in aluminum and steel prices typically only affect margins on signed contracts for railcars forming part of our backlog as management historically has used aluminum and steel prices at the time a contract is signed as the basis for its selling price. Some of our contracts provide for raw material cost escalation and, with respect to the year ended December 31, 2007, we were able to pass through to our customers raw material cost increases on 80% of railcar deliveries. However, there is no assurance that our customers will accept variable pricing in the future, which would subject our margins and performance to variability primarily in the event of changes in the price of aluminum and steel. While an increase of 1% in aluminum and steel prices for backlog and projected volume in the discounted cash flow method would reduce the excess of the fair value of our company compared to its carrying value by approximately 2%, management estimates that the fair value would still exceed the carrying value by a substantial amount.

The WACC used to discount our future performance in the discounted cash flow method is based on an estimated rate of return of companies in our industry and interest rates for corporate debt rated “Baa” or the equivalent by Moody’s Investors Service. Management estimated a WACC of 14% for our December 31, 2007 goodwill impairment valuation analysis based on our mix of equity and debt. While an increase of 1% in the WACC used in the discounted cash flow method would reduce the excess of the fair value of our company compared to its carrying value by approximately 15%, management estimates that the fair value would still exceed the carrying value by a substantial amount.

The assumptions supporting our estimated future cash flows, including the discount rate used and estimated terminal value, reflect our best estimates.

The guideline company method and transaction method use market valuation multiples of similar publicly traded companies for the guideline company method and recent transactions for the transaction method and, as a result, involve less judgment in their application.

Pensions and postretirement benefits

We provide pension and retiree welfare benefits to certain salaried and hourly employees upon their retirement. The most significant assumptions used in determining our net periodic benefit costs are the expected return on pension plan assets and the discount rate used to calculate the present value of our pension and postretirement welfare plan liabilities.

In 2007, we assumed that the expected long-term rate of return on pension plan assets would be 8.25%. As permitted under SFAS No. 87, the assumed long-term rate of return on assets is applied to a calculated value of plan assets, which recognizes changes in the fair value of plan assets in a systematic manner over five years. This produces the expected return on plan assets that is included in our net periodic benefit cost. The difference between this expected return and the actual return on plan assets is deferred. The net deferral of past asset gains (losses) affects the calculated value of plan assets and, ultimately, future net periodic benefit cost. We review the expected return on plan assets annually and would revise it if conditions should warrant. A change of one percentage point in the expected long-term rate of return on plan assets would have the following effect:

	1% Increase	1% Decrease
	(in thousands)	
Effect on net periodic benefit cost	\$ (425)	\$ 425

At the end of each year, we determine the discount rate to be used to calculate the present value of our pension and postretirement welfare plan liabilities. The discount rate is an estimate of the current interest rate at which our pension liabilities could be effectively settled at the end of the year. In estimating this rate, we look to rates of return on high-quality, fixed-income investments that receive one of the two highest ratings given by a recognized ratings agency. At December 31, 2007, we determined this rate to be 6.40%, an increase of 0.50% from the 5.90% rate used at December 31, 2006. A change of one percentage point in the discount rate would have the following effect:

	1% Increase	1% Decrease
	(in thousands)	
Effect on net periodic benefit cost	\$ (1,051)	\$ 1,200

For the years ended December 31, 2007, 2006 and 2005, we recognized consolidated pre-tax pension cost of \$17.1 million, \$4.0 million and \$4.7 million, respectively. Pension costs for 2007 include pension plan curtailment losses and special termination benefit costs of \$14.5 million resulting from our plant closure decision (See Note 3 Curtailment and Impairment Charges and Note 13 Employee Benefit Plans for a description of these actions). We currently expect to contribute approximately \$6.8 million to our pension plans during 2008. However, we may elect to adjust the level of contributions based on a number of factors, including performance of pension investments, changes in interest rates and changes in workforce compensation. In August 2006, President Bush signed the Pension Protection Act into law. Included in this legislation are changes to the method of valuing pension plan assets and liabilities for funding purposes, as well as minimum funding levels required by 2008. Our defined benefit pension plans are in compliance with minimum funding levels established in the Pension Protection Act and are expected to be fully funded by 2009. This expectation will be affected by future contributions, investment returns on plan assets, growth in plan liabilities and interest rates. Assuming that the plan is fully funded as that term is

defined within the Pension Protection Act, we will be required to fund the ongoing growth in plan liabilities on an annual basis. We anticipate funding pension contributions with cash from operations.

For the years ended December 31, 2007, 2006 and 2005, we recognized a consolidated pre-tax postretirement welfare benefit cost of \$18.9 million, \$5.6 million and \$5.9 million, respectively. Postretirement welfare benefit costs for 2007 include plan curtailment losses and contractual benefit charges of \$13.2 million resulting from our plant closure decision (See Note 3 Curtailment and Impairment Charges and Note 13 Employee Benefit Plans for a description of these actions). We currently expect to pay approximately \$5.2 million during 2008 in postretirement welfare benefits.

Income taxes

On January 1, 2007, we adopted the Financial Accounting Standards Board (the "FASB") Interpretation ("FIN") No. 48, *Accounting for Uncertainty in Income Taxes – An Interpretation of FASB Standard No. 109*. FIN No. 48 prescribes a comprehensive model for how a company should recognize, measure, present and disclose in its financial statements, uncertain tax positions that it has taken or expects to take on a tax return. This Interpretation requires that a company recognize in its financial statements the impact of tax positions that meet a "more likely than not" threshold, based on the technical merits of the position. The tax benefits recognized in the financial statements from such a position should be measured based on the largest benefit that has a greater than fifty percent likelihood of being realized upon ultimate settlement.

Management judgment is required in developing our provision for income taxes, including the determination of deferred tax assets, liabilities and any valuation allowances recorded against the deferred tax assets. We evaluate quarterly the realizability of our net deferred tax assets and assess the valuation allowance, adjusting the amount of such allowance, if necessary. The factors used to assess the likelihood of realization are our forecast of future taxable income and the availability of tax planning strategies that can be implemented to realize the net deferred tax assets. Failure to achieve forecasted taxable income might affect the ultimate realization of the net deferred tax assets. Factors that may affect our ability to achieve sufficient forecasted taxable income include, but are not limited to, increased competition, a decline in sales or margins and loss of market share.

We record net deferred tax assets to the extent we believe these assets will more likely than not be realized. In making such determinations, we consider all available positive and negative evidence, including scheduled reversals of deferred tax liabilities, projected future taxable income, tax planning strategies and recent financial operations. In the event we were to determine that we would be able to realize our deferred income tax assets in the future in excess of their net recorded amount, we would make an adjustment to the valuation allowance which would reduce the provision for income taxes.

At December 31, 2007, we had total net deferred tax assets of \$34.6 million. Although realization of our net deferred tax assets is not certain, management has concluded that we will more likely than not realize the full benefit of the deferred tax assets except for our net deferred tax assets in Pennsylvania. At December 31, 2007, we had a valuation allowance of \$3.6 million, based on management's conclusion that it was more likely than not that certain of our net deferred tax assets in Pennsylvania would not be realized.

We provide for deferred income taxes based on differences between the book and tax bases of our assets and liabilities and for items that are reported for financial statement purposes in periods different from those for income tax reporting purposes. The deferred tax liability or asset amounts are based upon the enacted tax rates expected to apply to taxable income in the periods in which the deferred tax liability or asset is expected to be settled or realized. The deferred tax liabilities and assets that we record relate to the enacted federal, Illinois and Virginia tax rates, since net operating loss carryforwards and deferred tax assets arising under Pennsylvania state law have been fully reserved. A 1% change in the rate of federal income taxes would increase or decrease our deferred tax assets by \$0.7 million. A 1% change in the rate of Illinois income taxes would increase or decrease our deferred tax assets by \$0.2 million. A 1% change in the rate of Virginia income taxes would increase or decrease our deferred tax assets by \$26,000.

Product warranties

We establish a warranty reserve for railcars sold and estimate the amount of the warranty accrual based on the history of warranty claims for the type of railcar, adjusted for significant known claims in excess of established reserves. Warranty terms are based on the negotiated railcar sales contracts and typically are for periods of one to five years.

Revenue recognition

We generally manufacture railcars under firm orders from third parties. We recognize revenue on new and rebuilt railcars when we complete the individual railcars, the railcars are accepted by the customer following inspection, the risk for any damage or other loss with respect to the railcars passes to the customer and title to the railcars transfers to the customer. Revenue from leasing is recognized ratably during the lease term. Pursuant to Accounting Principles Board (APB) Opinion No. 29, *Accounting for Non-Monetary Transactions*, and Emerging Issues Task Force (EITF) Issue No. 01-2, *Interpretations of APB No-29*, on transactions involving used railcar trades, we recognize revenue for the entire transaction when the cash consideration is in excess of 25% of the total transaction value and on a pro rata portion of the total transaction value when the cash consideration is less than 25% of the total transaction value. We value used railcars received at their estimated fair market value at date of receipt less a normal profit margin.

Compensation expense under stock option agreements and restricted stock awards

We have historically granted certain stock-based awards to employees and directors in the form of non-qualified stock options, incentive stock options and restricted stock. At the date that an award is granted, we determine the fair value of the award and recognize the compensation expense over the requisite service period, which typically is the period over which the award vests. The restricted stock units are valued at the fair market value of our stock on the grant date. The fair value of stock options is estimated using the Black-Scholes option-pricing model. Determining the fair value of stock options at the grant date requires us to apply judgment and use highly subjective assumptions, including expected stock-price volatility, expected exercise behavior, expected dividend yield and expected forfeitures. While the assumptions that we develop are based on our best expectations, they involve inherent uncertainties based on market conditions and employee behavior that are outside of our control. If actual results are not consistent with the assumptions used, the stock-based compensation expense reported in our financial statements could be impacted.

Contingencies and litigation

We are subject to the possibility of various loss contingencies related to certain legal proceedings arising in the ordinary course of business. We consider the likelihood of loss or the incurrence of a liability, as well as our ability to reasonably estimate the amounts of loss, in the determination of loss contingencies. We accrue an estimated loss contingency when it is probable that a liability has been incurred and the amount of loss can be reasonably estimated. We regularly evaluate current information available to us based on our ongoing monitoring activities to determine whether the accruals should be adjusted. If the amount of the actual loss is greater than the amount we have accrued, this would have an adverse impact on our operating results in that period. During the fourth quarter of 2007 we recorded contingency losses of \$3.9 million which are included in our Consolidated Statements of Income in "Selling, general and administrative expense".

RECENT ACCOUNTING PRONOUNCEMENTS

In December 2004, the FASB issued SFAS No. 123 (R), *Share-Based Payment*, which establishes the accounting for transactions in which an entity exchanges its equity instruments or certain liabilities based upon the entity's equity instruments for goods or services. The revision to SFAS No. 123 generally requires that publicly traded companies measure the cost of employee services received in exchange for an award of equity instruments based on the fair value of the award on the grant date. That cost will be recognized over the period during which an employee is required to provide service in exchange for the award, which is usually the vesting period. We adopted SFAS No. 123 (R) effective January 1, 2006 using the modified prospective method and, as such, results for prior periods have not been restated.

In June 2006, the FASB issued FIN No. 48, *Accounting for Uncertainty in Income Taxes – An Interpretation of FASB Standard No. 109*. FIN No. 48 prescribes a recognition threshold and measurement attribute for financial statement recognition and measurement of a tax position taken or expected to be taken in a tax return, and also provides guidance on derecognition, classification, interest and penalties, accounting in interim periods, disclosure and transition. FIN No. 48 is effective for fiscal years beginning after December 15, 2006. We adopted the provisions of FIN No. 48 on January 1, 2007. As a result of the implementation of FIN No. 48, we recorded an increase in gross unrecognized tax benefits of \$2.6 million and a decrease to retained earnings and accumulated other comprehensive loss of \$1.9 million and \$94,000, respectively. We expect the amount of our unrecognized tax benefits to change in the next twelve months, however, we do not expect the change to have a significant impact on our results of operations or financial condition. We recognize accrued interest related to unrecognized tax benefits and penalties in income tax expense in our consolidated statements of income. As of January 1, 2007, we recorded a liability of \$681,000 for the payment of interest and penalties.

In September 2006, the FASB issued Statement of Financial Accounting Standards (“SFAS”) No. 157, *Fair Value Measurements*. SFAS No. 157 defines fair value, establishes a framework for measuring fair value and expands disclosures about fair value measurements. SFAS No. 157 requires companies to disclose the fair value of their financial instruments according to a fair value hierarchy as defined in the standard. Additionally, companies are required to provide enhanced disclosure regarding financial instruments in one of the categories, including a separate reconciliation of the beginning and ending balances for each major category of assets and liabilities. SFAS No. 157 is effective for financial assets and financial liabilities for fiscal years beginning after November 15, 2007, and interim periods within those fiscal years. The FASB deferred the effective date of SFAS No. 157 for all nonfinancial assets and liabilities, except those that are recognized or disclosed at fair value in the financial statements on at least an annual basis, until January 1, 2009 for calendar year-end entities. Other than the enhanced disclosures required, we do not expect the provisions of SFAS No. 157 to have a material impact on our financial statements.

In September 2006, the FASB issued SFAS No. 158, *Employers’ Accounting for Defined Benefit Pension and Other Postretirement Plans – An amendment of FASB Statements No. 87, 88, 106 and 132(R)*. SFAS No. 158 requires the recognition of the funded status of a benefit plan in the balance sheet; the recognition in other comprehensive income of gains or losses and prior service costs or credits arising during the period but which are not included as components of periodic benefit cost; the measurement of defined benefit plan assets and obligations as of the balance sheet date; and disclosure of additional information about the effects on periodic benefit cost for the following fiscal year arising from delayed recognition of gains and losses in the current period. We adopted SFAS No. 158 as of December 31, 2006. See Note 13 to the Consolidated Financial Statements for additional disclosures required by SFAS No. 158 and the effects of adoption.

In February 2007, the FASB issued SFAS No. 159, *The Fair Value Option for Financial Assets and Financial Liabilities*. SFAS No. 159 permits companies to measure certain financial instruments and certain other items at fair value. The standard requires that unrealized gains and losses on items for which the fair value option has been elected be reported in earnings. SFAS No. 159 is effective for fiscal years beginning after November 15, 2007, although earlier adoption is permitted. We do not intend to apply the provisions of SFAS No. 159 to any of our existing financial assets or liabilities, therefore the provisions of SFAS No. 159 are not expected to have a material impact on our financial statements.

In December 2007, the FASB issued SFAS No. 141(R), *Business Combinations*, which retains the fundamental requirements of SFAS No. 141, including that the purchase method be used for all business combinations and for an acquirer to be identified for each business combination. SFAS No. 141 (R) defines the acquirer as the entity that obtains control of one or more businesses in a business combination and establishes the acquisition date as the date that the acquirer achieves control instead of the date that the consideration is transferred. This standard requires an acquirer in a business combination to recognize the assets acquired, liabilities assumed and any noncontrolling interest in the acquiree at the acquisition date, measured at their fair values as of that date. It also requires the recognition of assets acquired and liabilities assumed arising from certain contractual contingencies as of the acquisition date, measured at their acquisition-date fair values. SFAS No. 141 (R) is effective for any business combination with an acquisition date on or after January 1, 2009. We are in the process of evaluating the requirements of SFAS No. 141 (R) but expect only prospective impact on our financial statements.

In December 2007, the FASB issued SFAS No. 160, *Noncontrolling Interests in Consolidated Financial Statements – an amendment of ARB No. 51*. SFAS No. 160 amends Accounting Research Bulletin No. 51, *Consolidated Financial Statements*, to establish accounting and reporting standards for the noncontrolling interest in a subsidiary

and for the deconsolidation of a subsidiary. This standard defines a noncontrolling interest, sometimes called minority interest, as the portion of equity in a subsidiary not attributable directly or indirectly to a parent. SFAS No. 160 requires, among other items, that a noncontrolling interest be included in the consolidated statement of financial position within equity separate from the parent's equity, consolidated net income be reported at amounts inclusive of both the parent's and the noncontrolling interest's shares and, separately, the amounts of consolidated net income attributable to the parent and the noncontrolling interest all on the consolidated statement of income. If a subsidiary is deconsolidated, SFAS No. 160 requires any retained noncontrolling equity investment in the former subsidiary to be measured at fair value and a gain or loss to be recognized in net income based on such fair value. SFAS No. 160 is effective for fiscal years beginning after December 15, 2008. We are in the process of evaluating the requirements of SFAS No. 160 and have not yet determined the impact on our financial statements.

FORWARD-LOOKING STATEMENTS

This annual report on Form 10-K contains certain forward-looking statements including, in particular, statements about our plans, strategies and prospects. We have used the words "may," "will," "expect," "anticipate," "believe," "estimate," "plan," "intend" and similar expressions in this prospectus to identify forward-looking statements. We have based these forward-looking statements on our current views with respect to future events and financial performance. Our actual results could differ materially from those projected in the forward-looking statements.

Our forward-looking statements are subject to risks and uncertainties, including:

- the cyclical nature of our business;
- adverse economic and market conditions;
- fluctuating costs of raw materials, including steel and aluminum, and delays in the delivery of raw materials;
- our ability to maintain relationships with our suppliers of railcar components;
- our reliance upon a small number of customers that represent a large percentage of our sales;
- the variable purchase patterns of our customers and the timing of completion, delivery and acceptance of customer orders;
- the highly competitive nature of our industry;
- risks relating to our relationship with our unionized employees and their unions;
- our ability to manage our health care and pension costs;
- our reliance on the sales of our aluminum-bodied coal-carrying railcars;
- shortages of skilled labor;
- the risk of lack of acceptance of our new railcar offerings by our customers;
- the cost of complying with environmental laws and regulations;
- the costs associated with being a public company;
- potential significant warranty claims; and
- various covenants in the agreement governing our indebtedness that limit our management's discretion in the operation of our businesses.

Our actual results could be different from the results described in or anticipated by our forward-looking statements due to the inherent uncertainty of estimates, forecasts and projections and may be better or worse than anticipated. Given these uncertainties, you should not rely on forward-looking statements. Forward-looking statements represent our estimates and assumptions only as of the date that they were made. We expressly disclaim any duty to provide updates to forward-looking statements, and the estimates and assumptions associated with them, in order to reflect changes in circumstances or expectations or the occurrence of unanticipated events except to the extent required by applicable securities laws. All of the forward-looking statements are qualified in their entirety by reference to the factors discussed under Item 1A. "Risk Factors."

Item 7A. Quantitative and Qualitative Disclosures About Market Risk.

We have a \$100.0 million revolving credit facility, which provides for financing of our working capital requirements and contains a \$50.0 million sub-facility for letters of credit and a \$10.0 million sub-facility for a swing line loan. As of December 31, 2007, there were no borrowings under the revolving credit facility and we had issued approximately \$8.8 million in letters of credit under the sub-facility for letters of credit. We are exposed to interest rate risk on the borrowings under the revolving credit facility and do not plan to enter into swaps or other hedging arrangements to manage this risk, because we do not believe this interest rate risk to be significant. On an annual basis, a 1% change in the interest rate in our revolving credit facility will increase or decrease our interest expense by \$10,000 for every \$1.0 million of outstanding borrowings.

The production of railcars and our operations require substantial amounts of aluminum and steel. The cost of aluminum, steel and all other materials (including scrap metal) used in the production of our railcars represents a significant majority of our direct manufacturing costs. Our business is subject to the risk of price increases and periodic delays in the delivery of aluminum, steel and other materials, all of which are beyond our control. The prices for steel and aluminum, the primary raw material inputs of our railcars, increased in 2005, 2006 and 2007 as a result of strong demand, limited availability of production inputs for steel and aluminum, including scrap metal, industry consolidation and import trade barriers. In addition, the price and availability of other railcar components that are made of steel have been adversely affected by the increased cost and limited availability of steel. Any fluctuations in the price or availability of aluminum or steel, or any other material used in the production of our railcars, may have a material adverse effect on our business, results of operations or financial condition. In addition, if any of our suppliers were unable to continue its business or were to seek bankruptcy relief, the availability or price of the materials we use could be adversely affected. We currently do not plan to enter into any hedging arrangements to manage the price risks associated with raw materials, although we may do so in the future. Historically, we have either renegotiated existing contracts or entered into new contracts with our customers that allow for variable pricing to protect us against future changes in the cost of raw materials. However, current market conditions and competitive pricing have limited our ability to negotiate variable pricing contracts. When raw material prices increase rapidly or to levels significantly higher than normal, we may not be able to pass price increases through to our customers, which could adversely affect our operating margins and cash flows.

To the extent that we are unsuccessful in passing on increases in the cost of aluminum and steel to our customers, a 1% increase in the cost of aluminum and steel would increase our average cost of sales by approximately \$215 per railcar, which, for the year ended December 31, 2007, would have reduced income before income taxes by approximately \$2.2 million.

We are not exposed to any significant foreign currency exchange risks as our general policy is to denominate foreign sales and purchases in U.S. dollars.

Item 8. Financial Statements and Supplementary Data.

MANAGEMENT'S REPORT ON INTERNAL CONTROL OVER FINANCIAL REPORTING

The management of FreightCar America, Inc. and its subsidiaries (the "Company") is responsible for establishing and maintaining adequate internal control over financial reporting. The Company's internal control over financial reporting is a process designed under the supervision of the Company's principal executive and principal financial officers to provide reasonable assurance regarding the reliability of financial reporting and the preparation of the Company's financial statements for external reporting purposes in accordance with accounting principles generally accepted in the United States of America.

As of the end of the Company's 2007 fiscal year, management conducted an evaluation of the effectiveness of the Company's internal control over financial reporting based on the framework established in *Internal Control—Integrated Framework* issued by the Committee of Sponsoring Organizations of the Treadway Commission (COSO). Based on this assessment, management has determined that the Company's internal control over financial reporting as of December 31, 2007 is effective.

The effectiveness of the Company's internal control over financial reporting as of December 31, 2007 has been audited by Deloitte & Touche LLP, an independent registered public accounting firm, as stated in their report appearing herein.

Inherent Limitations on Effectiveness of Controls

The Company's management, including the Chief Executive Officer and Chief Financial Officer, does not expect that our disclosure controls and procedures or our internal control over financial reporting will prevent or detect all error and all fraud. A control system, no matter how well designed and operated, can provide only reasonable, not absolute, assurance that the control system's objectives will be met. The design of a control system must reflect the fact that there are resource constraints, and the benefits of controls must be considered relative to their costs. Further, because of the inherent limitations in all control systems, no evaluation of controls can provide absolute assurance that misstatements due to error or fraud will not occur or that all control issues and instances of fraud, if any, within the Company have been detected. These inherent limitations include the realities that judgments in decision-making can be faulty and that breakdowns can occur because of simple error or mistake. Controls can also be circumvented by the individual acts of some persons, by collusion of two or more people, or by management override of the controls. The design of any system of controls is based in part on certain assumptions about the likelihood of future events, and there can be no assurance that any design will succeed in achieving its stated goals under all potential future conditions. Projections of any evaluation of controls effectiveness to future periods are subject to risks. Over time, controls may become inadequate because of changes in conditions or deterioration in the degree of compliance with policies or procedures.

March 12, 2008

REPORT OF INDEPENDENT REGISTERED PUBLIC ACCOUNTING FIRM

To the Board of Directors and Stockholders of
FreightCar America, Inc.

We have audited the accompanying consolidated balance sheets of FreightCar America, Inc. and subsidiaries (the "Company") as of December 31, 2007 and 2006, and the related consolidated statements of income, stockholders' equity (deficit), and cash flows for each of the three years in the period ended December 31, 2007. Our audits also included the financial statement schedule listed in the Index at Item 15(a)(2). We also have audited the Company's internal control over financial reporting as of December 31, 2007, based on criteria established in *Internal Control — Integrated Framework* issued by the Committee of Sponsoring Organizations of the Treadway Commission. The Company's management is responsible for these financial statements and financial statement schedule, for maintaining effective internal control over financial reporting, and for its assessment of the effectiveness of internal control over financial reporting, included in the accompanying Management's Report on Internal Control over Financial Reporting. Our responsibility is to express an opinion on these financial statements and financial statement schedule and an opinion on the Company's internal control over financial reporting based on our audits.

We conducted our audits in accordance with the standards of the Public Company Accounting Oversight Board (United States). Those standards require that we plan and perform the audit to obtain reasonable assurance about whether the financial statements are free of material misstatement and whether effective internal control over financial reporting was maintained in all material respects. Our audits of the financial statements included examining, on a test basis, evidence supporting the amounts and disclosures in the financial statements, assessing the accounting principles used and significant estimates made by management, and evaluating the overall financial statement presentation. Our audit of internal control over financial reporting included obtaining an understanding of internal control over financial reporting, assessing the risk that a material weakness exists, and testing and evaluating the design and operating effectiveness of internal control based on the assessed risk. Our audits also included performing such other procedures as we considered necessary in the circumstances. We believe that our audits provide a reasonable basis for our opinions.

A company's internal control over financial reporting is a process designed by, or under the supervision of, the company's principal executive and principal financial officers, or persons performing similar functions, and effected by the company's board of directors, management, and other personnel to provide reasonable assurance regarding the reliability of financial reporting and the preparation of financial statements for external purposes in accordance with generally accepted accounting principles. A company's internal control over financial reporting includes those policies and procedures that (1) pertain to the maintenance of records that, in reasonable detail, accurately and fairly reflect the transactions and dispositions of the assets of the company; (2) provide reasonable assurance that transactions are recorded as necessary to permit preparation of financial statements in accordance with generally accepted accounting principles and that receipts and expenditures of the company are being made only in accordance with authorizations of management and directors of the company; and (3) provide reasonable assurance regarding prevention or timely detection of unauthorized acquisition, use, or disposition of the company's assets that could have a material effect on the financial statements.

Because of the inherent limitations of internal control over financial reporting, including the possibility of collusion or improper management override of controls, material misstatements due to error or fraud may not be prevented or detected on a timely basis. Also, projections of any evaluation of the effectiveness of the internal control over financial reporting to future periods are subject to the risk that the controls may become inadequate because of changes in conditions, or that the degree of compliance with the policies or procedures may deteriorate.

In our opinion, the consolidated financial statements referred to above present fairly, in all material respects, the financial position of FreightCar America, Inc. and subsidiaries as of December 31, 2007 and 2006, and the results of their operations and their cash flows for each of the three years in the period ended December 31, 2007, in conformity with accounting principles generally accepted in the United States of America. Also, in our opinion, the Company maintained, in all material respects, effective internal control over financial reporting as of December 31, 2007, based on the criteria established in *Internal Control — Integrated Framework* issued by the Committee of Sponsoring Organizations of the Treadway Commission.

As discussed in Note 2 to the consolidated financial statements, on December 31, 2006, the Company adopted Statement of Financial Accounting Standards (“SFAS”) No. 158, *Employers’ Accounting for Defined Benefit Pension and Other Postretirement Plans*.

DELOITTE & TOUCHE LLP

Pittsburgh, Pennsylvania
March 11, 2008

FreightCar America, Inc. and Subsidiaries

CONSOLIDATED BALANCE SHEETS
(in thousands except share and per share data)

	December 31, 2007	December 31, 2006
Assets		
Current assets		
Cash and cash equivalents.....	\$ 197,042	\$ 212,026
Accounts receivable, net of allowance for doubtful accounts of \$223 and \$191, respectively	13,068	11,369
Inventories	49,845	106,643
Other current assets	7,223	5,045
Deferred income taxes.....	13,520	8,462
Total current assets.....	<u>280,698</u>	<u>343,545</u>
Property, plant and equipment, net	26,921	25,905
Goodwill.....	21,521	21,521
Deferred income taxes.....	21,035	22,955
Other long-term assets.....	5,709	6,055
Total assets	<u>\$ 355,884</u>	<u>\$ 419,981</u>
Liabilities and Stockholders' Equity		
Current liabilities.....		
Accounts payable	\$ 39,525	\$ 103,038
Accrued payroll and employee benefits.....	13,320	13,120
Accrued postretirement benefits	5,188	3,480
Income taxes payable	—	9,816
Accrued warranty	10,551	12,051
Customer deposits	19,836	11,652
Other current liabilities.....	7,100	3,831
Total current liabilities	<u>95,520</u>	<u>156,988</u>
Accrued pension costs.....	10,685	9,576
Accrued postretirement benefits, less current portion	47,890	49,455
Other long-term liabilities.....	3,717	93
Total liabilities.....	<u>157,812</u>	<u>216,112</u>
Commitments and contingencies		
Stockholders' equity		
Preferred stock, \$0.01 par value, 2,500,000 shares authorized (100,000 shares each designated as Series A voting and Series B non-voting, 0 shares issued and outstanding at December 31, 2007 and 2006).....	—	—
Common stock, \$0.01 par value, 50,000,000 shares authorized, 12,731,678 and 12,681,511 shares issued at December 31, 2007 and 2006, respectively.....	127	127
Additional paid in capital	99,270	99,981
Treasury stock, at cost, 918,257 shares at December 31, 2007	(43,597)	—
Accumulated other comprehensive loss.....	(9,857)	(26,774)
Retained earnings	152,129	130,535
Total stockholders' equity.....	<u>198,072</u>	<u>203,869</u>
Total liabilities and stockholders' equity	<u>\$ 355,884</u>	<u>\$ 419,981</u>

See notes to the consolidated financial statements.

FreightCar America, Inc. and Subsidiaries**CONSOLIDATED STATEMENTS OF INCOME**

(in thousands, except share and per share data)

	Year Ended December 31,		
	2007	2006	2005
Sales.....	\$ 817,025	\$ 1,444,800	\$ 927,187
Cost of sales.....	713,661	1,211,349	820,638
Gross profit.....	103,364	233,451	106,549
Selling, general and administrative expense (including non-cash stock-based compensation expense of \$2,804, \$2,130 and \$358, respectively).....	38,914	34,390	28,461
Curtailment and impairment charges.....	30,836	—	—
Operating income	33,614	199,061	78,088
Interest income	8,349	5,860	1,225
Interest expense	420	352	11,082
Amortization and write-off of deferred financing costs.....	232	306	776
Income before income taxes	41,311	204,263	67,455
Income tax provision	14,843	75,530	21,762
Net income.....	26,468	128,733	45,693
Redeemable preferred stock dividends accumulated.....	—	—	311
Net income attributable to common stockholders	\$ 26,468	\$ 128,733	\$ 45,382
Net income per common share attributable to common stockholders—basic	\$ 2.18	\$ 10.23	\$ 4.08
Net income per common share attributable to common stockholders—diluted	\$ 2.17	\$ 10.07	\$ 4.04
Weighted average common shares outstanding—basic.....	12,115,712	12,586,889	11,135,440
Weighted average common shares outstanding—diluted.....	12,188,901	12,785,015	11,234,075
Dividends declared per common share.....	\$ 0.24	\$ 0.15	\$ 0.06

See notes to the consolidated financial statements.

CONSOLIDATED STATEMENTS OF STOCKHOLDERS' EQUITY (DEFICIT)

(in thousands, except for share data)

	Common Stock (Pre-merger Company)				Common Stock		Additional Paid In Capital	Treasury Stock		Accumulated Other Comprehensive Loss	Retained Earnings (Deficit)	Total Stockholders' Equity (Deficit)
	Class A		Class B		Shares	Amount		Shares	Amount			
	Shares	Amount	Shares	Amount								
Balance, January 1, 2005	6,138,000	\$ —	737,000	\$ —	—	\$ —	8,900	—	—	\$ (5,055)	\$ (40,934)	\$ (37,089)
Net income	—	—	—	—	—	—	—	—	—	—	45,693	45,693
Additional minimum pension liability (see Note 10)	—	—	—	—	—	—	—	—	—	(501)	—	(501)
Comprehensive income	—	—	—	—	—	—	—	—	—	—	—	45,192
Stock options exercised	557,700	—	—	—	—	—	—	—	—	—	—	—
Shares exchanged in merger (see Note 12)	(6,695,700)	—	(737,000)	—	7,432,700	—	—	—	—	—	—	—
Redeemable preferred stock dividends accumulated, but undeclared	—	—	—	—	—	—	—	—	—	—	(311)	(311)
Redemption of preferred stock with liquidation preference in excess of par value	—	—	—	—	—	—	(507)	—	—	—	—	(507)
Issuance of common stock	—	—	—	—	5,100,000	125	85,181	—	—	—	—	85,306
Restricted stock awards	—	—	—	—	37,500	1	1,870	—	—	—	—	1,871
Unvested restricted stock	—	—	—	—	—	—	(1,746)	—	—	—	—	(1,746)
Stock-based compensation recognized	—	—	—	—	—	—	234	—	—	—	—	234
Cash dividends	—	—	—	—	—	—	—	—	—	—	(751)	(751)
Balance, December 31, 2005	—	—	—	—	12,570,200	126	93,932	—	—	(5,556)	3,697	92,199
Net income	—	—	—	—	—	—	—	—	—	—	128,733	128,733
Additional minimum pension liability, net of tax (see Notes 10 and 13)	—	—	—	—	—	—	—	—	—	1,950	—	1,950
Comprehensive income	—	—	—	—	—	—	—	—	—	—	—	130,683
Adjustment related to initial application of SFAS No. 158 – pension liability, net of tax (see Notes 10 and 13)	—	—	—	—	—	—	—	—	—	(7,599)	—	(7,599)
Adjustment related to initial application of SFAS No. 158 – postretirement liability, net of tax (see Notes 10 and 13)	—	—	—	—	—	—	—	—	—	(15,569)	—	(15,569)
Stock options exercised	—	—	—	—	109,936	1	2,088	—	—	—	—	2,089
Restricted stock awards	—	—	—	—	3,542	—	221	—	—	—	—	221
Forfeiture of restricted stock awards	—	—	—	—	(2,167)	—	—	—	—	—	—	—
Unvested restricted stock	—	—	—	—	—	—	(125)	—	—	—	—	(125)
Stock-based compensation recognized	—	—	—	—	—	—	2,034	—	—	—	—	2,034
Excess tax benefit from stock-based compensation	—	—	—	—	—	—	1,831	—	—	—	—	1,831
Cash dividends	—	—	—	—	—	—	—	—	—	—	(1,895)	(1,895)
Balance, December 31, 2006	—	—	—	—	12,681,511	127	99,981	—	—	(26,774)	130,535	203,869
Net income	—	—	—	—	—	—	—	—	—	—	26,468	26,468
Pension liability activity, net of tax	—	—	—	—	—	—	—	—	—	6,868	—	6,868
Postretirement liability activity, net of tax	—	—	—	—	—	—	—	—	—	10,049	—	10,049
Comprehensive income	—	—	—	—	—	—	—	—	—	—	—	43,385
Adjustment for adoption of FIN No. 48 (see Note 2)	—	—	—	—	—	—	—	—	—	—	(1,936)	(1,936)
Stock repurchases	—	—	—	—	—	—	—	(1,048,300)	(50,000)	—	—	(50,000)
Stock options exercised	—	—	—	—	—	—	(3,322)	109,936	5,410	—	—	2,088
Restricted stock awards	—	—	—	—	52,000	—	(1,030)	20,940	1,030	—	—	—
Forfeiture of restricted stock awards	—	—	—	—	(1,833)	—	37	(833)	(37)	—	—	—
Stock-based compensation recognized	—	—	—	—	—	—	2,804	—	—	—	—	2,804
Excess tax benefit from stock-based compensation	—	—	—	—	—	—	800	—	—	—	—	800
Cash dividends	—	—	—	—	—	—	—	—	—	—	(2,938)	(2,938)
Balance, December 31, 2007	—	\$ —	—	\$ —	12,731,678	\$ 127	\$ 99,270	(918,257)	\$ (43,597)	\$ (9,857)	\$ 152,129	\$ 198,072

See notes to the consolidated financial statements.

CONSOLIDATED STATEMENTS OF CASH FLOWS
 (in thousands)

	Year Ended December 31,		
	2007	2006	2005
Cash flows from operating activities			
Net income	\$ 26,468	\$ 128,733	\$ 45,693
Adjustments to reconcile net income to net cash flows provided by operating activities			
Curtailment and impairment charges	30,836	—	—
Depreciation and amortization	3,910	5,442	7,810
Non-cash interest expense related to Senior Notes and rights to additional acquisition consideration	—	—	9,635
Other non-cash items	2,160	259	1,569
Deferred income taxes	(11,911)	2,568	4,817
Provision for settlement of labor disputes	—	—	370
Compensation expense under stock option and restricted share award agreements	2,804	2,130	358
Changes in operating assets and liabilities:			
Accounts receivable	(1,699)	(7,515)	282
Inventories	54,875	(31,554)	(1,871)
Other current assets	(312)	(1,012)	(3,599)
Accounts payable	(62,742)	42,448	(10,487)
Accrued payroll and employee benefits	(2,004)	3,414	6,812
Income taxes receivable/payable	(11,922)	5,581	4,235
Accrued warranty	(1,500)	4,173	1,914
Customer deposits and other current liabilities	11,448	11,614	(6,211)
Accrued pension costs and accrued postretirement benefits	987	(12,125)	4,487
Net cash flows provided by operating activities	41,398	154,156	65,814
Cash flows from investing activities			
Restricted cash withdrawals, net	—	—	12,955
Proceeds from sale of property, plant and equipment	11	1,082	—
Purchases of property, plant and equipment	(6,073)	(6,903)	(7,520)
Net cash flows (used in) provided by investing activities	(6,062)	(5,821)	5,435
Cash flows from financing activities			
Payments on long-term debt	(60)	(71)	(59,331)
Deferred financing costs paid	(211)	—	—
Stock repurchases	(50,000)	—	—
Issuance of common stock (net of issuance costs and deferred offering costs)	2,089	2,089	87,320
Excess tax benefit from stock-based compensation	800	1,831	—
Redemption of preferred stock and payment of accumulated dividends	—	—	(13,000)
Payments of additional acquisition consideration	—	—	(34,963)
Cash dividends paid to stockholders	(2,938)	(1,895)	(751)
Net cash flows (used in) provided by financing activities	(50,320)	1,954	(20,725)
Net (decrease) increase in cash and cash equivalents	(14,984)	150,289	50,524
Cash and cash equivalents at beginning of year	212,026	61,737	11,213
Cash and cash equivalents at end of year	\$ 197,042	\$ 212,026	\$ 61,737
Supplemental cash flow information			
Cash paid for:			
Interest (includes, for the year ended December 31, 2005, \$26,790 related to additional acquisition consideration and \$28,361 relating to Senior Notes and previously accrued but unpaid PIK Notes)	\$ 515	\$ 360	\$ 56,506
Income tax refunds received	\$ 70	\$ —	\$ —
Income taxes paid	\$ 37,147	\$ 65,581	\$ 12,718
Non-cash transactions:			
(Decrease) increase in balance of property, plant and equipment on account	\$ (771)	\$ 1,076	\$ —
Capital lease obligations incurred for equipment	\$ —	\$ —	\$ 244

See notes to the consolidated financial statements.

FreightCar America, Inc. and Subsidiaries

NOTES TO CONSOLIDATED FINANCIAL STATEMENTS

For the Years Ended December 31, 2007, 2006 and 2005

(in thousands, except for share and per share data)

Note 1 – Description of the Business

FreightCar America, Inc. (“America”), through its direct and indirect wholly owned subsidiaries, JAC Intermedco, Inc. (“Intermedco”), JAC Operations, Inc. (“Operations”), Johnstown America Corporation (“JAC”), Freight Car Services, Inc. (“FCS”), JAIX Leasing Company (“JAIX”), JAC Patent Company (“JAC Patent”) and FreightCar Roanoke, Inc. (“FCR”) (herein collectively referred to as the “Company”) manufactures, rebuilds, repairs, sells and leases freight cars used for hauling coal, other bulk commodities, steel and other metals, forest products and automobiles. The Company has facilities in Danville, Illinois, Roanoke, Virginia and Johnstown, Pennsylvania. The Company’s operations comprise one operating segment. The Company and its direct and indirect wholly owned subsidiaries are all Delaware corporations.

Note 2 – Summary of Significant Accounting Policies

Principles of Consolidation

The accompanying consolidated financial statements include the accounts of America, Intermedco, Operations, JAC, FCS, JAIX, JAC Patent and FCR. All significant intercompany accounts and transactions have been eliminated.

Use of Estimates

The preparation of financial statements in conformity with accounting principles generally accepted in the United States requires management to make estimates and assumptions that affect the reported amounts of assets and liabilities and disclosure of contingent assets and liabilities at the date of the financial statements and the reported amounts of revenues and expenses during the reporting period. Significant estimates include the valuation of used railcars received in sale transactions, useful lives of long-lived assets, warranty and workers’ compensation accruals, pension and postretirement benefit assumptions, stock compensation and the valuation reserve on the net deferred tax asset. Actual results could differ from those estimates.

Cash Equivalents

The Company considers all unrestricted short-term investments with original maturities of three months or less when acquired to be cash equivalents.

On a daily basis, cash in excess of current operating requirements is invested in various highly liquid investments having a typical maturity date of three months or less at the date of acquisition. These investments are carried at cost, which approximates market value, and are classified as cash equivalents.

Inventories

Inventories are stated at the lower of first-in, first-out cost or market and include material, labor and manufacturing overhead. The Company’s inventory consists of raw materials, work in progress and finished goods for individual customer contracts. Management established a reserve of \$1,177 relating to slow-moving inventory for raw materials or work in progress at December 31, 2007. Management has determined that no reserve, including reserves for obsolete inventory, was necessary for raw materials, work in progress or finished new railcar inventory at December 31, 2006.

Property, Plant and Equipment

Property, plant and equipment are stated at acquisition cost less accumulated depreciation. Depreciation is provided using the straight-line method over the estimated useful lives of the assets, which are as follows:

Description of Assets	Life
Buildings and improvements	10-40 years
Machinery and equipment	3-12 years

Maintenance and repairs are charged to expense as incurred, while major replacements and improvements are capitalized. The cost and accumulated depreciation of items sold or retired are removed from the property accounts and any gain or loss is recorded in the consolidated statement of operations upon disposal or retirement.

Long-Lived Assets

The Company evaluates long-lived assets under the provisions of Statement of Financial Accounting Standards No. 144, *Accounting for the Impairment or Disposal of Long-Lived Assets* ("SFAS No. 144"), which addresses financial accounting and reporting for the impairment of long-lived assets and for long-lived assets to be disposed of. For assets to be held or used, the Company groups a long-lived asset or assets with other assets and liabilities at the lowest level for which identifiable cash flows are largely independent of the cash flows of other assets and liabilities. An impairment loss for an asset group reduces only the carrying amounts of a long-lived asset or assets of the group being evaluated. Estimates of future cash flows used to test the recoverability of a long-lived asset group include only the future cash flows that are directly associated with and that are expected to arise as a direct result of the use and eventual disposition of the asset group. The future cash flow estimates used by the Company exclude interest charges.

The Company tests long-lived assets for recoverability whenever events or changes in circumstances indicate that the carrying amount of an asset may not be recoverable. These changes in circumstances may include a significant decrease in the market value of an asset or the extent or manner in which an asset is used. The Company routinely evaluates its manufacturing footprint to assess its manufacturing capacity and cost of production in an effort to optimize production at its low-cost manufacturing facilities. In December 2007, the Company announced the planned closure of its manufacturing facility located in Johnstown, Pennsylvania, and as a result, it tested long-lived assets at the Johnstown facility for recoverability using estimated fair values. Fair values were estimated using the cost approach based on the assumption that the reproduction or replacement cost normally sets the upper limit of value and the sales comparison approach which relies on the assumption that value can be measured by the selling prices of similar assets. Impairment charges of \$950 were recorded for land, building and improvements during 2007. There were no impairment charges recorded for long-lived assets during 2006 or 2005.

Research and Development

Costs associated with research and development are expensed as incurred and totaled approximately \$1,966, \$890 and \$385 for the years ended December 31, 2007, 2006 and 2005, respectively. Such costs are reflected within selling, general and administrative expenses in the consolidated statements of income.

Goodwill and Intangible Assets

The Company performs the goodwill impairment test required by SFAS No. 142, *Goodwill and Other Intangible Assets*, as of January 1 of each year. The valuation uses a combination of methods to determine the fair value of the Company (which consists of one reporting unit) including prices of comparable businesses, a present value technique and recent transactions involving businesses similar to the Company. There was no adjustment required based on the annual impairment tests for 2007, 2006 and 2005.

The Company tests goodwill for impairment between annual tests if an event occurs or circumstances change that may reduce the fair value of the Company below its carrying amount. These events or circumstances include an impairment recorded under SFAS No. 144. Accordingly, the Company tested goodwill for impairment as of

December 31, 2007 in connection with its testing of long-lived assets at the Johnstown facility for recoverability, in addition to performing its annual test as of January 1, 2007. There was no adjustment required based on the impairment test as of December 31, 2007.

Patents are amortized on a straight-line method over their remaining legal life from the date of acquisition.

Income Taxes

For Federal income tax purposes, the Company files a consolidated federal tax return. JAC files separately in Pennsylvania and FCR files separately in Virginia. The Company files a combined return in Illinois. The Company's operations are not significant in any states other than Illinois, Pennsylvania and Virginia. In conformity with SFAS No. 109, *Accounting for Income Taxes*, the Company provides for deferred income taxes on differences between the book and tax bases of its assets and liabilities and for items that are reported for financial statement purposes in periods different from those for income tax reporting purposes. Management evaluates deferred tax assets and provides a valuation allowance when it believes that it is more likely than not that some portion of these assets will not be realized.

Tax benefits related to uncertain tax positions taken or expected to be taken on a tax return are recorded when such benefits meet a more likely than not threshold. Otherwise, these tax benefits are recorded when a tax position has been effectively settled, which means that the appropriate taxing authority has completed their examination even though the statute of limitations remains open, or the statute of limitation expires. Interest and penalties related to uncertain tax positions are recognized as part of the provision for income taxes and are accrued beginning in the period that such interest and penalties would be applicable under relevant tax law until such time that the related tax benefits are recognized.

The Company recognizes accrued interest related to unrecognized tax benefits and penalties in income tax expense in the consolidated statements of income.

Product Warranties

The Company establishes a warranty reserve for new railcar sales at the time of sale, estimates the amount of the warranty accrual for new railcars sold based on the history of warranty claims for the type of railcar, and adjusts the reserve for significant known claims in excess of established reserves.

Revenue Recognition

Revenues on new and rebuilt railcars are recognized when individual cars are completed, the railcars are accepted by the customer following inspection, the risk for any damage or other loss with respect to the railcars passes to the customer and title to the railcars transfers to the customer. There are no returns or allowances recorded against sales. Pursuant to Accounting Principles Board ("APB") Opinion No. 29, *Accounting for Non-Monetary Transactions*, and Emerging Issues Task Force ("EITF") Issue No. 01-2, *Interpretations of APB No. 29*, revenue is recognized for the entire transaction on transactions involving used railcar trades when the cash consideration is in excess of 25% of the total transaction value and on a pro-rata portion of the total transaction value when the cash consideration is less than 25% of the total transaction value. Used railcars received are valued at their estimated fair market value at the date of receipt less a normal profit margin. Revenue from leasing is recognized ratably during the lease term.

The Company's sales to customers outside the United States were \$85,980, \$43,493 and \$47,930 in 2007, 2006 and 2005, respectively.

The Company accrues for loss contracts when it has a contractual commitment to manufacture railcars at an estimated cost in excess of the contractual selling price.

The Company records amounts billed to customers for shipping and handling as part of sales in accordance with EITF 00-10, *Accounting for Shipping and Handling Fees and Costs*, and records related costs in cost of sales.

Financial Instruments

Management estimates that all financial instruments (including cash and long-term debt) as of December 31, 2007 and 2006, have fair values that approximate their carrying values.

Comprehensive Income (Loss)

Comprehensive income (loss) is defined as the change in equity of a business enterprise during a period from transactions and other events and circumstances from non-owner sources. Comprehensive income (loss) consists of net income (loss) and unrecognized pension and postretirement benefit cost, which is shown net of tax.

Earnings Per Share

Basic earnings per share are calculated as net income attributable to common stockholders divided by the weighted-average number of common shares outstanding during the respective period. The Company includes contingently issuable shares in its calculation of the weighted average number of common shares outstanding. Contingently issuable shares are shares subject to options which require little or no cash consideration. Diluted earnings per share are calculated by dividing net income attributable to common stockholders by the weighted-average number of shares outstanding plus dilutive potential common shares outstanding during the year.

Stock-Based Compensation

Prior to January 1, 2006, the Company accounted for its stock-based compensation plan under the recognition and measurement principles of APB Opinion No. 25, *Accounting for Stock Issued to Employees*, and its related interpretations. As a result, the Company recognized stock-based compensation expense based on the intrinsic value or the difference between the exercise price and the market value at the grant-date. For periods after January 1, 2006, the Company applies the provisions of SFAS No. 123 (R), *Share-Based Payment*, for its stock-based compensation plan based on the modified prospective basis. As a result, the Company recognizes stock-based compensation expense for stock awards based on the grant-date fair value of the award. See Note 15.

The following table illustrates the effect on net income attributable to common stockholders and earnings per share attributable to common stockholders if the Company had applied the fair value recognition provisions of SFAS No. 123 to stock-based compensation for the periods prior to the adoption of SFAS No. 123 (R).

	Year Ended December 31,
	2005
Net income attributable to common stockholders, as reported.....	\$ 45,382
Add: Stock-based employee compensation expense determined under the intrinsic value method, net of tax	228
Deduct: Stock-based employee compensation expense determined under the fair value method, net of tax	(567)
Net income attributable to common stockholders, pro forma	<u>\$ 45,043</u>
Net income per common share attributable to common stockholders – basic	
As reported.....	<u>\$ 4.08</u>
Pro forma	<u>\$ 4.05</u>
Net income per common share attributable to common stockholders – diluted	
As reported.....	<u>\$ 4.04</u>
Pro forma	<u>\$ 4.01</u>

Recent Accounting Pronouncements

In December 2004, the FASB issued SFAS No. 123 (R), *Share-Based Payment*, which establishes the accounting for transactions in which an entity exchanges its equity instruments or certain liabilities based upon the entity's equity instruments for goods or services. The revision to SFAS No. 123 generally requires that publicly traded companies measure the cost of employee services received in exchange for an award of equity instruments based on the fair value of the award on the grant date. That cost will be recognized over the period during which an employee is required to provide service in exchange for the award, which is usually the vesting period. The Company adopted SFAS No. 123 (R) effective January 1, 2006 using the modified prospective method and, as such, results for prior periods have not been restated.

In June 2006, the FASB issued FIN No. 48, *Accounting for Uncertainty in Income Taxes – An Interpretation of FASB Standard No. 109*. FIN No. 48 prescribes a recognition threshold and measurement attribute for financial statement recognition and measurement of a tax position taken or expected to be taken in a tax return, and also provides guidance on derecognition, classification, interest and penalties, accounting in interim periods, disclosure and transition. FIN No. 48 is effective for fiscal years beginning after December 15, 2006. The Company adopted the provisions of FIN No. 48 on January 1, 2007. As a result of the implementation of FIN No. 48, the Company recorded an increase in gross unrecognized tax benefits of \$2,638 and a decrease to retained earnings and accumulated other comprehensive loss of \$1,936 and \$94, respectively. It is expected that the amount of unrecognized tax benefits will change in the next twelve months. However, the Company does not expect the change to have a significant impact on its results of operations or financial condition. The Company recognizes accrued interest related to unrecognized tax benefits and penalties in income tax expense in the consolidated statements of income. As of January 1, 2007, the Company recorded a liability of \$681 for the payment of interest and penalties.

In September 2006, the FASB issued SFAS No. 157, *Fair Value Measurements*. SFAS No. 157 defines fair value, establishes a framework for measuring fair value and expands disclosures about fair value measurements. SFAS No. 157 requires companies to disclose the fair value of their financial instruments according to a fair value hierarchy as defined in the standard. Additionally, companies are required to provide enhanced disclosure regarding financial instruments in one of the categories, including a separate reconciliation of the beginning and ending balances for each major category of assets and liabilities. SFAS No. 157 is effective for financial assets and financial liabilities for fiscal years beginning after November 15, 2007, and interim periods within those fiscal years. The FASB deferred the effective date of SFAS No. 157 for all nonfinancial assets and liabilities, except those that are recognized or disclosed at fair value in the financial statements on at least an annual basis, until January 1, 2009 for calendar year-end entities. Other than the enhanced disclosures required, the Company does not expect the provisions of SFAS No. 157 to have a material impact on the Company's financial statements.

In September 2006, the FASB issued SFAS No. 158, *Employers' Accounting for Defined Benefit Pension and Other Postretirement Plans – An amendment of FASB Statements No. 87, 88, 106 and 132(R)*. SFAS No. 158 requires the recognition of the funded status of a benefit plan in the balance sheet; the recognition in other comprehensive income of gains or losses and prior service costs or credits arising during the period but which are not included as components of periodic benefit cost; the measurement of defined benefit plan assets and obligations as of the balance sheet date; and disclosure of additional information about the effects on periodic benefit cost for the following fiscal year arising from delayed recognition of gains and losses in the current period. The Company adopted SFAS No. 158 as of December 31, 2006. See Note 13 for additional disclosures required by SFAS No. 158 and the effects of adoption.

In February 2007, the FASB issued SFAS No. 159, *The Fair Value Option for Financial Assets and Financial Liabilities*. SFAS No. 159 permits companies to measure certain financial instruments and certain other items at fair value. The standard requires that unrealized gains and losses on items for which the fair value option has been elected be reported in earnings. SFAS No. 159 is effective for fiscal years beginning after November 15, 2007, although earlier adoption is permitted. The Company does not intend to apply the provisions of SFAS No. 159 to any of its existing financial assets or liabilities, therefore the provisions of SFAS No. 159 are not expected to have a material impact on the Company's financial statements.

In December 2007, the FASB issued SFAS No. 141(R), *Business Combinations* which retains the fundamental requirements in SFAS No. 141, including that the purchase method be used for all business combinations and for an

acquirer to be identified for each business combination. SFAS No. 141 (R) defines the acquirer as the entity that obtains control of one or more businesses in a business combination and establishes the acquisition date as the date that the acquirer achieves control instead of the date that the consideration is transferred. This standard requires an acquirer in a business combination to recognize the assets acquired, liabilities assumed, and any noncontrolling interest in the acquiree at the acquisition date, measured at their fair values as of that date. It also requires the recognition of assets acquired and liabilities assumed arising from certain contractual contingencies as of the acquisition date, measured at their acquisition-date fair values. SFAS No. 141 (R) is effective for any business combination with an acquisition date on or after January 1, 2009. The Company is in the process of evaluating the requirements of SFAS No. 141 (R) but expect only prospective impact on the Company's financial statements.

In December 2007, the FASB issued SFAS No. 160, *Noncontrolling Interests in Consolidated Financial Statements - an amendment of ARB No. 51*. SFAS No. 160 amends Accounting Research Bulletin No. 51, *Consolidated Financial Statements*, to establish accounting and reporting standards for the noncontrolling interest in a subsidiary and for the deconsolidation of a subsidiary. This standard defines a noncontrolling interest, sometimes called minority interest, as the portion of equity in a subsidiary not attributable, directly or indirectly to a parent. SFAS No. 160 requires, among other items, that a noncontrolling interest be included in the consolidated statement of financial position within equity separate from the parent's equity, consolidated net income be reported at amounts inclusive of both the parent's and the noncontrolling interest's shares and, separately, the amounts of consolidated net income attributable to the parent and the noncontrolling interest all on the consolidated statement of income. If a subsidiary is deconsolidated, SFAS No. 160 requires any retained noncontrolling equity investment in the former subsidiary be measured at fair value and a gain or loss to be recognized in net income based on such fair value. SFAS No. 160 is effective for fiscal years beginning after December 15, 2008. The Company is in the process of evaluating the requirements of SFAS No. 160 and has not yet determined the impact on the Company's financial statements.

Note 3 – Curtailment and Impairment Charges

In December 2007, the Company announced that it planned to close its manufacturing facility located in Johnstown, Pennsylvania. This action was taken to further the Company's strategy of optimizing production at its low-cost facilities and continuing its focus on cost control. The Company had entered into decisional bargaining with the union representing its Johnstown employees regarding labor costs at the Johnstown facility, but did not reach an agreement with the union that would have allowed the Company to continue to operate the facility in a cost-effective way. In December 2007, the Company incurred curtailment and impairment charges of \$30,836, which are reported as a separate line item on the Company's Consolidated Statements of Income. It is anticipated that payments for employee termination benefits will be made during 2008, while pension benefits will be funded through plan assets and future Company contributions to the pension plans. Payments for postretirement benefits will be made from operating cash flows.

The components of the curtailment and impairment charges for the year ended December 31, 2007, are as follows:

Pension plan curtailment loss and special termination benefit costs	\$	14,478
Postretirement plan curtailment loss and contractual benefit charges		13,204
Contractual employee termination benefits – severance		2,126
Contractual employee termination benefits – medical insurance		78
Impairment charge for plant building and land		950
Total curtailment and impairment charges	\$	<u>30,836</u>

Note 4 – Initial and Secondary Public Offerings

On April 5, 2005, the Company's registration statement on Form S-1 (Registration No. 333-123384) was declared effective and, on that same date, the Company filed a registration statement on Form S-1 pursuant to Rule 462(b) under the Securities Act (Registration No. 333-123875) (collectively, the "Registration Statement"). Pursuant to the Registration Statement, as amended, the Company registered 9,775,000 shares of common stock (5,100,000 shares offered by the Company and 4,675,000 shares offered by selling stockholders, including 1,275,000 shares offered by selling stockholders pursuant to the exercise of the underwriters' over-allotment option), par value \$0.01 per share,

with an aggregate offering price of \$185,725. On April 11, 2005, the Company and the selling stockholders completed the sale of 9,775,000 shares of common stock to the public at a price of \$19.00 per share and the offering was completed. The Company did not receive any proceeds from the sale of shares by the selling stockholders. UBS Securities LLC, Jefferies & Company, Inc., CIBC World Markets Corp. and LaSalle Debt Capital Markets acted as underwriters for the offering. The stock offering resulted in gross proceeds to the Company of \$96,900. Expenses related to the offering are as follows: \$6,783 for underwriting discounts and commissions and \$4,811 for other expenses, for total expenses of \$11,594. None of the expenses resulted in direct or indirect payments to any of the Company's directors, officers or their associates, to persons owning 10% or more of the Company's common stock or to any of the Company's affiliates. The Company received net proceeds of approximately \$85,306 in the offering.

The proceeds of the offering and available cash were used as follows: \$48,361 was used for the repayment of the Senior Notes, \$34,963 was used for payment under the rights to additional acquisition consideration, \$13,000 was used for the redemption of the redeemable preferred stock, \$5,371 was used for the repayment of the term loan, \$5,232 was used for the repayment of the industrial revenue bonds and \$900 was used for payments related to the termination of management services and other agreements. In conjunction with these payments, early termination fees of \$110 and a write-off of deferred financing costs of \$439 were recorded in April 2005 related to the term loan repayment. In addition, in April 2005, the Company recorded charges of \$766 related to unamortized discount on the senior notes and \$4,617 related to the rights to additional acquisition consideration.

In September 2005, the Company completed a secondary offering of its common stock whereby the selling stockholders, including all of the Company's executive officers and certain of the Company's directors, offered and sold 2,626,317 shares (including 342,563 shares following the exercise of the underwriters' over-allotment option) at a price of \$40.50 per share. The Company did not sell any shares and did not receive any proceeds from the sale of shares by the selling stockholders. The Company incurred \$834 of expenses in connection with the secondary offering, which were recognized in the consolidated statement of operations.

Note 5 – Inventories

Inventories consist of the following:

	December 31,	
	2007	2006
Work in progress	\$ 48,088	\$ 102,515
Finished new railcars	1,757	4,128
Total inventories	<u>\$ 49,845</u>	<u>\$ 106,643</u>

Note 6 – Property, Plant and Equipment

Property, plant and equipment consists of the following:

	December 31,	
	2007	2006
Land	\$ 701	\$ 722
Buildings and improvements	20,559	24,743
Machinery and equipment.....	40,228	36,098
Cost of buildings, improvements, machinery and equipment	60,787	60,841
Less: Accumulated depreciation and amortization	(35,697)	(40,397)
Buildings, improvements, machinery and equipment net of accumulated depreciation and amortization	25,090	20,444
Construction in process.....	1,130	4,739
Total property, plant and equipment	<u>\$ 26,921</u>	<u>\$ 25,905</u>

Depreciation expense for the years ended December 31, 2007, 2006 and 2005 was \$3,320, \$4,852 and \$7,220, respectively.

The Company monitors its long-lived assets for impairment indicators on an ongoing basis in accordance with SFAS No. 144. If impairment indicators exist, the Company performs the required analysis and records impairment charges in accordance with SFAS No.144. In conducting its analysis, the Company compares undiscounted cash flows expected to be generated from the long-lived assets to the related net book values. If assets are found to be impaired, the amount of the impairment loss is measured by comparing the net book values and the fair values of the long-lived assets. In December 2007, the Company announced the planned closure of its manufacturing facility located in Johnstown, Pennsylvania and, as a result it tested long-lived assets at the Johnstown facility for recoverability using estimated fair values. Fair values were estimated using the cost approach based on the assumption that the reproduction or replacement cost normally sets the upper limit of value and the sales comparison approach, which relies on the assumption that value can be measured by the selling prices of similar assets. Impairment charges of \$21 were recorded for land and \$929 for building and improvements during 2007 and are reported in “Curtailed and impairment charges” in the consolidated statements of income.

Note 7 – Intangible Assets

Intangible assets consist of the following:

	December 31,	
	2007	2006
Patents	\$ 13,097	\$ 13,097
Accumulated amortization	(8,014)	(7,424)
Patents, net of accumulated amortization.....	<u>\$ 5,083</u>	<u>\$ 5,673</u>

Patents are being amortized on a straight-line method over their remaining legal life from the date of acquisition. The weighted average remaining life of the Company’s patents is 9 years. Amortization expense related to patents, which is included in cost of sales, was \$590 for each of the years ended December 31, 2007, 2006 and 2005. The Company estimates amortization expense for each of the three years in the period ending December 31, 2010 will be approximately \$590 and for each of the two years ending December 31, 2012 will be \$586.

Note 8 – Product Warranties

Warranty terms are based on the negotiated railcar sales contracts and typically are for periods of one to five years. The changes in the warranty reserve for the years ended December 31, 2007, 2006 and 2005 are as follows:

	December 31,		
	2007	2006	2005
Balance at the beginning of the year.....	\$ 12,051	\$ 7,878	\$ 5,964
Warranties issued during the year	3,353	6,056	4,887
Reductions for payments, costs of repairs and other	(4,853)	(1,883)	(2,973)
Balance at the end of the year	<u>\$ 10,551</u>	<u>\$ 12,051</u>	<u>\$ 7,878</u>

Note 9 – Revolving Credit Facility

On August 24, 2007, the Company entered into a Second Amended and Restated Credit Agreement (the “Revolving Credit Agreement”) with LaSalle Bank National Association (“LaSalle”) and the lenders party thereto (collectively, the “Lenders”) amending and restating the terms of the Company’s revolving credit facility (the “revolving credit facility”). The proceeds of the revolving credit facility are used to finance the working capital requirements of the Company through direct borrowings and the issuance of stand-by letters of credit. The Revolving Credit Agreement amends and restates the Amended and Restated Credit Agreement, dated as of April 11, 2005, by and among the Company, LaSalle and the lenders party thereto (the “previous credit agreement”). The Revolving Credit Agreement provides for a \$100,000 senior secured revolving credit facility, including (i) a sub-facility for letters of credit in an amount not to exceed \$50,000 and (ii) a sub-facility for a swing line loan in an amount not to exceed \$10,000. The amount available under the revolving credit facility is based on the lesser of (i) \$100,000 or (ii) an amount equal to a percentage of eligible accounts receivable plus a percentage of eligible finished inventory plus a percentage of semi-finished inventory. The previous credit agreement provided for a total revolving credit facility of the lesser of (i) \$50,000 or (ii) an amount equal to a percentage of eligible accounts receivable plus a percentage of eligible finished inventory plus a percentage of semi-finished inventory with a sub-facility for letters of credit totaling \$30,000.

The Revolving Credit Agreement has a term ending on May 31, 2012 and bears interest at a rate of LIBOR plus an applicable margin of between 0.875% and 1.500% depending on Revolving Loan Availability (as defined in the Revolving Credit Agreement). The Company is required to pay a commitment fee of between 0.175% and 0.250% based on Revolving Loan Availability. The previous credit agreement had a three-year term ending on April 11, 2008 and bore interest at a rate of LIBOR plus an applicable margin of between 1.75% and 3.00% depending on the Company’s ratio of consolidated senior debt to consolidated EBITDA (as defined in the previous credit agreement). Borrowings under the Revolving Credit Agreement are collateralized by substantially all of the assets of the Company. The Revolving Credit Agreement has both affirmative and negative covenants, including, without limitation, a minimum fixed charge coverage ratio and limitations on debt, liens, dividends, investments, acquisitions and capital expenditures. The Revolving Credit Agreement also provides for customary events of default. As of December 31, 2007, the Company was in compliance with all covenant requirements under the Revolving Credit Agreement. As of December 31, 2007 and 2006, the Company had no borrowings under the revolving credit facility. Any borrowings under the revolving credit facility would have bore interest at 6.10%, as of December 31, 2007. The Company had \$8,828 and \$18,321 in outstanding letters of credit under the letter of credit sub-facility as of December 31, 2007 and 2006, respectively, and the ability to borrow \$39,517 under the revolving credit facility as of December 31, 2007. Under the revolving credit facility, the Company’s subsidiaries are permitted to pay dividends and transfer funds to the Company without restriction.

Note 10 – Accumulated Other Comprehensive Income (Loss)

The changes in accumulated other comprehensive income (loss) consist of the following:

	Pre-Tax	Tax	After-Tax
Year ended December 31, 2005			
Additional minimum pension liability	\$ (602)	\$ 101	\$ (501)
Year ended December 31, 2006			
Additional minimum pension liability	\$ 3,168	\$ (1,218)	\$ 1,950
Adjustment related to initial application of SFAS No. 158 – pension liability (See Note 13)	(12,049)	4,450	(7,599)
Adjustment related to initial application of SFAS No. 158 – postretirement liability (See Note 13)	(24,685)	9,116	(15,569)
	<u>\$ (33,566)</u>	<u>\$ 12,348</u>	<u>\$ (21,218)</u>
Year ended December 31, 2007			
Pension liability activity	\$ 10,905	\$ (4,037)	\$ 6,868
Postretirement liability activity	15,954	(5,905)	10,049
	<u>\$ 26,859</u>	<u>\$ (9,942)</u>	<u>\$ 16,917</u>

The components of accumulated other comprehensive loss consist of the following:

	December 31,	
	2007	2006
Unrecognized pension cost, net of tax of \$2,524 and \$6,561	\$ 4,337	\$ 11,205
Unrecognized postretirement cost, net of tax of \$3,211 and \$9,116	5,520	15,569
	<u>\$ 9,857</u>	<u>\$ 26,774</u>

Note 11 – Rights to Additional Acquisition Consideration

Under the share purchase agreement (the “Purchase Agreement”) relating to the acquisition of the Company’s business in 1999 from TTII, the Company was required to pay \$20,000 of additional acquisition consideration plus accreted value (also referred to as the Rights to Additional Acquisition Consideration) to TTII upon the occurrence of certain events. These events included an initial public offering satisfying certain conditions, the sale of a majority of the Company’s assets, the repayment of the borrowings under a prior term loan and the Senior Notes, subject to certain conditions, and the liquidation or dissolution of the Company. The amount payable upon a triggering event under the Rights to Additional Acquisition Consideration at redemption was \$20,000 plus an accreted value that compounded at a rate of 10% annually, and was \$34,089 at December 31, 2004. Subsequent to the closing of the Purchase Agreement, TTII sold its interest in the Rights to Additional Acquisition Consideration to certain stockholders of the Company, one of which subsequently sold all of its Rights to Additional Acquisition Consideration to an unrelated third party (see Note 21). Following the completion of the Company’s initial public offering on April 11, 2005, all amounts due under the Rights to Additional Acquisition Consideration were paid (see Note 4).

Note 12 – Stockholders’ Equity

On April 1, 2005, the Company’s former parent company, also named FreightCar America, Inc., merged with and into the Company, then a newly formed, wholly owned subsidiary of the former parent company and then named

FCA Acquisition Corp. The Company is authorized to issue 50 million shares of common stock with a par value of \$0.01 per share, and 2.5 million shares of preferred stock with a par value of \$0.01 per share. As a result of the merger, all of the holders of the issued and outstanding shares of Class A voting common stock and Class B non-voting common stock of the former parent company received, in exchange for their shares, such number of shares of the common stock of the Company equal to the aggregate number of their shares multiplied by 550. The holders of the issued and outstanding shares of Series A voting preferred stock and Series B non-voting preferred stock of the former parent company received, in exchange for their shares and on a one-for-one basis, shares of the Company's Series A voting preferred stock and Series B non-voting preferred stock with identical terms (except that the par value of the Series A voting preferred stock and the Series B non-voting preferred stock was changed from \$500 per share to \$0.01 per share and the liquidation preference of the Series A voting preferred stock and the Series B non-voting preferred stock was changed to include the value of the accrued liquidation preference of the pre-merger shares of preferred stock). Immediately following the merger, the Company, which was the surviving corporation in the merger, changed its name to "FreightCar America, Inc."

Prior to September 22, 2005, the only dividends that the Company had ever paid were the accumulated dividends on the preferred stock that were paid upon the redemption of the preferred stock on April 11, 2005. On September 22, 2005, the Company began paying a regular quarterly cash dividend to common stockholders.

Note 13 – Employee Benefit Plans

The Company has qualified, defined benefit pension plans covering substantially all of the employees of JAC, Operations and JAIX. The Company uses a measurement date of December 31 for all of its employee benefit plans. Generally, contributions to the plans are not less than the minimum amounts required under the Employee Retirement Income Security Act and not more than the maximum amount that can be deducted for federal income tax purposes. The plans' assets are held by independent trustees and consist primarily of equity and fixed income securities.

Pension benefits that accrued as a result of employee service before June 4, 1999 remained the responsibility of TTII, the former owner of JAC, FCS, JAIX and JAC Patent (for employee service during the period October 28, 1991 through June 3, 1999), or Bethlehem Steel Corporation ("Bethlehem") (for employee service prior to October 28, 1991), the owner of JAC prior to TTII. The Company initiated new pension plans for such employees for service subsequent to June 3, 1999, which essentially provide benefits similar to the former plans.

The Company also provides certain postretirement health care benefits for certain of its retired salaried and hourly employees. Employees may become eligible for health care benefits if they retire after attaining specified age and service requirements. These benefits are subject to deductibles, co-payment provisions and other limitations.

As discussed in Note 2, the Company adopted SFAS No. 158 as of December 31, 2006. SFAS No. 158 requires that the Company recognize on a prospective basis the funded status of its defined benefit pension and other postretirement benefit plans on the consolidated balance sheet and recognize as a component of accumulated other comprehensive income (loss), net of tax, the gains or losses and prior service costs or credits that arise during the period but are not recognized as components of net periodic benefit cost. Additional minimum pension liabilities and related intangible assets are also derecognized upon adoption of the new standard. The adjustments for SFAS No. 158 affected the Company's Consolidated Balance Sheet at December 31, 2006 as follows:

Decrease in prepaid pension benefit cost.....	\$	(266)
Decrease in intangible asset.....		(6,099)
Increase in accrued pension benefits		(5,684)
Increase in accrued postretirement benefits.....		(24,685)
		<u>(24,685)</u>
Increase in accumulated other comprehensive loss, pretax		(36,734)
Increase in deferred tax assets		13,566
		<u>13,566</u>
Increase in accumulated other comprehensive loss, net of tax ...	\$	<u>(23,168)</u>

Costs of benefits relating to current service for those employees to whom the Company is responsible to provide benefits are expensed currently. The changes in benefit obligation, change in plan assets and funded status as of December 31, 2007 and 2006, are as follows:

	Pension Benefits		Postretirement Benefits	
	2007	2006	2007	2006
Change in benefit obligation				
Benefit obligation—Beginning of year.....	\$ 49,065	\$ 46,590	\$ 52,936	\$ 51,433
Service cost.....	2,229	2,386	683	683
Interest cost.....	2,771	2,511	2,946	2,843
Plan amendment.....	—	—	—	106
Plan curtailment.....	(54)	—	40	—
Actuarial loss (gain).....	(4,930)	67	(3,719)	969
Special termination benefit loss.....	8,952	—	3,028	—
Benefits paid.....	(2,640)	(2,489)	(2,836)	(3,098)
Benefit obligation—End of year.....	<u>55,393</u>	<u>49,065</u>	<u>53,078</u>	<u>52,936</u>
Change in plan assets				
Plan assets—Beginning of year.....	39,489	19,437	—	—
Actual return on plan assets.....	2,750	3,934	—	—
Employer contributions.....	5,373	18,607	2,836	3,098
Benefits paid.....	(2,639)	(2,489)	(2,836)	(3,098)
Plan assets at fair value—End of year.....	<u>44,973</u>	<u>39,489</u>	<u>—</u>	<u>—</u>
Funded status of plans—End of year.....	<u>\$ (10,420)</u>	<u>\$ (9,576)</u>	<u>\$ (53,078)</u>	<u>\$ (52,936)</u>

	Pension Benefits		Postretirement Benefits	
	2007	2006	2007	2006
Amounts recognized in the Consolidated Balance Sheets				
Noncurrent assets.....	\$ 265	\$ —	\$ —	\$ —
Current liabilities.....	—	—	(5,188)	(3,481)
Noncurrent liabilities.....	(10,685)	(9,576)	(47,890)	(49,455)
Net amount recognized at December 31.....	<u>\$ (10,420)</u>	<u>\$ (9,576)</u>	<u>\$ (53,078)</u>	<u>\$ (52,936)</u>

The accumulated benefit obligation for the Company's defined benefit pension plans was \$53,434 and \$43,359 at December 31, 2007 and 2006, respectively.

Amounts recognized in accumulated other comprehensive loss but not yet recognized in earnings at December 31, 2007 and 2006 are as follows:

	Pension Benefits		Postretirement Benefits	
	2007	2006	2007	2006
Net actuarial loss.....	\$ 5,972	\$ 10,708	\$ 7,142	\$ 11,235
Prior service cost.....	889	7,058	1,589	13,450
	<u>\$ 6,861</u>	<u>\$ 17,766</u>	<u>\$ 8,731</u>	<u>\$ 24,685</u>

The estimated net loss and prior service cost for the defined benefit pension plan that will be amortized from accumulated other comprehensive loss into net periodic benefit cost in 2008 are \$27 and \$103, respectively. The estimated net loss and prior service cost for the postretirement benefit plan that will be amortized from accumulated other comprehensive loss into net periodic benefit cost in 2008 are \$162 and \$224, respectively. The Company's decision in December 2007 to close its manufacturing facility in Johnstown, Pennsylvania significantly affected current and future employment

levels and resulted in a decrease in the estimated remaining future service years for the employees covered by the plans. The decrease in the estimated remaining future service years resulted in plan curtailments for the defined benefit pension plans and the postretirement benefit plan and caused the Company to immediately recognize a substantial portion of the net actuarial loss and prior service cost relating to these plans that had not yet been recognized in earnings. Curtailment charges of \$5,526 and \$10,175 were recognized for the Company's pension and postretirement plans, respectively during 2007. In addition, the plant closure decision triggered contractual special pension benefits and contractual termination benefits of \$8,952 and \$3,028, that were recognized for the Company's pension and postretirement plans, respectively during 2007. These pension and postretirement benefit costs are included in "Curtailment and impairment charges" on the consolidated statements of income.

Components of net periodic benefit cost for the years ended December 31, 2007, 2006 and 2005 are as follows:

	Pension Benefits			Postretirement Benefits		
	2007	2006	2005	2007	2006	2005
Components of net periodic benefit cost						
Service cost.....	\$ 2,229	\$ 2,386	\$ 2,243	\$ 683	\$ 683	\$ 729
Interest cost.....	2,771	2,511	2,392	2,946	2,843	2,974
Settlement of labor dispute	—	—	388	—	—	—
Expected return on plan assets	(3,508)	(2,161)	(1,500)	—	—	—
Amortization of unrecognized prior service cost	712	712	662	1,725	1,648	1,809
Amortization of unrecognized net loss	441	558	525	374	400	338
Curtailment recognition	5,526	—	—	10,176	—	—
Contractual benefit charge	8,952	—	—	3,028	—	—
Total net periodic benefit cost.....	<u>\$ 17,123</u>	<u>\$ 4,006</u>	<u>\$ 4,710</u>	<u>\$ 18,932</u>	<u>\$ 5,574</u>	<u>\$ 5,850</u>

The (decrease) increase in accumulated other comprehensive loss (pre-tax) for the year ended December 31, 2007 is as follows:

	Pension Benefits	Postretirement Benefits
Net actuarial gain.....	\$ (4,173)	\$ (3,718)
Amortization of net actuarial gain	(441)	(374)
Amortization of prior service cost	(712)	(1,725)
Curtailment – prior service cost.....	(5,457)	(10,137)
Curtailment – net actuarial gain.....	(122)	—
Total recognized in accumulated other comprehensive loss.....	<u>\$ (10,905)</u>	<u>\$ (15,954)</u>

The following benefit payments, which reflect expected future service, as appropriate, were expected to be paid as of December 31, 2007:

	Pension Benefits	Postretirement Benefits
2008.....	\$ 5,478	\$ 5,188
2009.....	4,997	5,335
2010.....	4,859	5,271
2011.....	4,696	5,176
2012.....	4,531	5,005

The Company expects to contribute approximately \$6,750 to its pension plans in 2008.

The assumptions used to determine end of year benefit obligations are shown in the following table:

	Pension Benefits		Postretirement Benefits	
	2007	2006	2007	2006
Discount rate.....	6.40%	5.90%	6.40%	5.90%
Rate of compensation increase	3.00%-4.00%	3.00%-4.00%		

The assumptions used in the measurement of net periodic cost are shown in the following table:

	Pension Benefits			Postretirement Benefits		
	2007	2006	2005	2007	2006	2005
Discount rate.....	5.90%	5.75%	6.00%	5.90%	5.75%	6.00%
Expected return on plan assets	8.25%	8.25%	8.50%	—	—	—
Rate of compensation increase	3.00%-4.00%	3.00%-4.00%	3.00%-4.00%	—	—	—

Assumed health care cost trend rates at December 31 are set forth below:

	2007	2006	2005
Health care cost trend rate assigned for next year	9.00%	10.00%	11.00%
Rate to which cost trend is assumed to decline.....	5.50%	5.50%	5.00%
Year the rate reaches the ultimate trend rate.....	2014	2014	2011

As benefits under these plans have been capped, assumed health care cost trend rates have no effect on the amounts reported for the health care plans.

The Company's pension plans' investment policy, weighted average asset allocations at December 31, 2007 and 2006, and target allocations for 2008, by asset category, are as follows:

Asset Category	Plan Assets at December 31,		Target Allocation 2008
	2007	2006	
Equity securities	72%	72%	70%
Debt securities	28%	28%	30%
	<u>100%</u>	<u>100%</u>	<u>100%</u>

The basic goal underlying the pension plan investment policy is to ensure that the assets of the plans, along with expected plan sponsor contributions, will be invested in a prudent manner to meet the obligations of the plans as those obligations come due. Investment practices must comply with the requirements of the Employee Retirement Income Security Act of 1974 ("ERISA") and any other applicable laws and regulations.

The long term return on assets was estimated based upon historical market performance, expectations of future market performance for debt and equity securities and the related risks of various allocations between debt and equity securities. Numerous asset classes with differing expected rates of return, return volatility and correlations are utilized to reduce risk through diversification.

The Company also maintains qualified defined contribution plans, which provide benefits to their employees based on employee contributions, years of service, employee earnings or certain subsidiary earnings, with discretionary contributions allowed. Expenses related to these plans were \$1,421, \$1,662 and \$1,202 for the years ended December 31, 2007, 2006 and 2005, respectively.

Note 14 - Income Taxes

The provision (benefit) for income taxes for the periods indicated includes current and deferred components as follows:

	Year Ended December 31,		
	2007	2006	2005
Current taxes			
Federal	\$ 21,772	\$ 62,433	\$ 15,472
State	4,789	10,529	1,473
	<u>26,561</u>	<u>72,962</u>	<u>16,945</u>
Deferred taxes			
Federal	(10,377)	1,935	4,715
State	(1,534)	633	102
	<u>(11,911)</u>	<u>2,568</u>	<u>4,817</u>
Interest expense, gross of related tax effects	193		
Total	<u>\$ 14,843</u>	<u>\$ 75,530</u>	<u>\$ 21,762</u>

The provision (benefit) for income taxes for the periods indicated differs from the amounts computed by applying the federal statutory rate as follows:

	Year Ended December 31,		
	2007	2006	2005
Statutory U.S. federal income tax rate	35.0%	35.0%	35.0%
State income taxes, net of federal tax benefit	1.9%	4.2%	2.1%
Valuation allowance	2.8%	(0.7)%	(0.5)%
Goodwill amortization for tax reporting purposes	(1.4)%	(0.3)%	(0.6)%
Deductible interest expense on rights to additional acquisition consideration	—	—	(4.5)%
Manufacturing deduction	(3.4)%	(1.0)%	—
Nondeductible expenses	—	—	0.5%
Other	1.0%	(0.2)%	0.3%
Effective income tax rate	<u>35.9%</u>	<u>37.0%</u>	<u>32.3%</u>

Deferred income taxes result from temporary differences in the financial and tax basis of assets and liabilities. Components of deferred tax assets (liabilities) consisted of the following:

Description	December 31, 2007		December 31, 2006	
	Assets	Liabilities	Assets	Liabilities
Accrued post-retirement and pension benefits-long term.....	\$ 22,338	\$ —	\$ 23,534	\$ —
Intangible assets	1,137	—	1,817	—
Accrued workers' compensation costs	1,083	—	988	—
Accrued warranty costs	5,003	—	4,567	—
Accrued bonuses	57	—	195	—
Accrued vacation.....	915	—	1,165	—
Accrued contingencies	2,784	—	—	—
Accrued severance.....	787	—	—	—
Inventory valuation	1,637	—	766	—
Property, plant and equipment.....	—	(984)	—	(939)
State net operating loss carryforwards	1,875	—	1,478	—
Reserve on loss contract.....	—	—	711	—
Stock compensation expense.....	920	—	497	—
Other.....	588	—	—	(441)
	<u>39,124</u>	<u>(984)</u>	<u>35,718</u>	<u>(1,380)</u>
Valuation allowance.....	(3,585)	—	(2,921)	—
Deferred tax assets (liabilities).....	<u>\$ 35,539</u>	<u>\$ (984)</u>	<u>\$ 32,797</u>	<u>\$ (1,380)</u>
Increase (decrease) in valuation allowance	<u>\$ 664</u>		<u>\$ (770)</u>	

In the consolidated balance sheets, these deferred tax assets and liabilities are classified as current or noncurrent, based on the classification of the related asset or liability for financial reporting. A deferred tax asset or liability that is not related to an asset or liability for financial reporting, including deferred tax assets related to carryforwards, is classified according to the expected reversal date of the temporary differences as of the end of the year. A valuation allowance is provided when it is more likely than not that some portion or all of the deferred tax assets will not be realized. A valuation allowance of \$3,585 and \$2,921 has been recorded at December 31, 2007 and 2006, respectively, as management concluded it was more likely than not that certain net Pennsylvania deferred tax assets would not be realized. In addition, the Company had Pennsylvania net operating loss carryforwards of \$28,871, which will expire between 2021 and 2026.

As a result of the implementation of FIN No. 48, the Company recorded an increase in gross unrecognized tax benefits of \$2,638 and a decrease to retained earnings and accumulated other comprehensive loss of \$1,936 and \$94, respectively. As of January 1, 2007, the Company recorded a liability of \$681 for the payment of interest and penalties. Changes in the liability for unrecognized tax benefits following FIN No. 48 adoption for the year ended December 31, 2007 were as follows:

	2007
Beginning of year balance	\$ 2,638
Increases in prior period tax positions	—
Decreases in prior period tax positions.....	(80)
Increases in current period tax positions.....	263
Settlements	—
End of year balance	<u>\$ 2,821</u>

The total estimated unrecognized tax benefit that, if recognized, would affect the Company's effective tax rate was approximately \$2,573. It is expected that the amount of unrecognized tax benefits will change in the next twelve months. However, the Company does not expect the change to have a significant impact on its results of operations or financial condition. For the year ended December 31, 2007, the Company's income tax provision included \$117 of expense (net of a federal tax benefit of \$70) related to interest, which increased the balance of accrued interest to \$868 at December 31, 2007.

The Company, and/or one of its subsidiaries, files income tax returns with the U.S. Federal government and in various state jurisdictions. A summary of tax years that remain subject to examination is as follows:

Jurisdiction	Earliest Year Open To Examination
U.S. Federal	2003
States:	
Pennsylvania	2003
Virginia	2005
Illinois	2003

Note 15 - Stock-Based Compensation

In December 2004, the FASB issued SFAS No. 123 (R), *Share-Based Payment*, which establishes the accounting for transactions in which an entity exchanges its equity instruments or certain liabilities based upon the entity's equity instruments for goods or services. The revision to SFAS No. 123 generally requires that publicly traded companies measure the cost of employee services received in exchange for an award of equity instruments based on the fair value of the award on the grant date. That cost will be recognized over the period during which an employee is required to provide service in exchange for the award, which is usually the vesting period. The Company adopted SFAS No. 123 (R) effective January 1, 2006 using the modified prospective method and, as such, results for prior periods have not been restated.

On April 11, 2005, the Company adopted a stock option plan titled "The 2005 Long-Term Incentive Plan" (the "Plan"). The Plan is intended to provide incentives to attract, retain and motivate employees and directors. The Company believes that such awards better align the interests of its employees and directors with those of its stockholders. The Plan provides for the grant to eligible persons of stock options, share appreciation rights, or SARs, restricted shares, restricted share units, or RSUs, performance shares, performance units, dividend equivalents and other share-based awards, referred to collectively as the awards. Option awards generally vest based on one to three years of service and have 10 year contractual terms. Share awards generally vest over one to three years. Certain option and share awards provide for accelerated vesting if there is a change in control (as defined in the Plan). The Plan was effective April 11, 2005 and will terminate as to future awards on April 11, 2015. Under the Plan, 659,616 shares of common stock have been reserved for issuance, of which, 265,627 were available for issuance at December 31, 2007. Prior to January 1, 2006, the Company accounted for the Plan under the recognition and measurement principles of APB Opinion No. 25, *Accounting for Stock Issued to Employees*, and its related interpretations.

Stock-based compensation expense of \$2,804, \$2,130 and \$358 is included within selling, general and administrative expense for the years ended December 31, 2007, 2006 and 2005, respectively. The total income tax benefit recognized on the income statement for share-based compensation arrangements was \$1,049, \$787 and \$130 for the years ended December 31, 2007, 2006 and 2005, respectively.

The fair value of each option award is estimated on the date of grant using the Black-Scholes option valuation model. No stock options were issued in 2007 and 2006. The following assumptions were used to value the 2005 stock options: expected lives of the options ranging between 5.5 and 6.5 years, expected volatility of 35%, risk-free interest rates ranging between 4.17% and 4.24% and an expected dividend yield of 0.5%. Expected life in years is determined by using the simplified method allowed by the Securities and Exchange Commission in accordance with Staff Accounting Bulletin No. 107. Expected volatility is based on the historical volatility of stock for comparable public companies and the implied volatility is derived from current publicly traded call option prices of comparable public companies. The risk-free interest rate is based on the U.S. Treasury bond rate for the expected life of the option. The expected dividend yield is based on the latest annualized dividend rate and the current market price of the underlying common stock.

Stock Option Activity

A summary of the Company's stock options activity and related information at December 31, 2007 and 2006, and changes during the years then ended is presented below:

	December 31,			
	2007		2006	
	Options Outstanding	Weighted- Average Exercise Price (per share)	Options Outstanding	Weighted- Average Exercise Price (per share)
Outstanding at the beginning of the year	229,872	\$ 20.34	339,808	\$ 19.91
Granted	—		—	
Exercised	(109,936)	19.00	(109,936)	19.00
Forfeited or expired	(54,968)	19.00	—	
Outstanding at the end of the year	<u>64,968</u>	\$ 23.76	<u>229,872</u>	\$ 20.34
Exercisable at the end of the year	<u>6,666</u>	\$ 49.90	<u>3,333</u>	\$ 49.90

A summary of the Company's stock options outstanding as of December 31, 2007 is presented below:

	Options Outstanding	Weighted- Average Remaining Contractual Term (in years)	Weighted- Average Exercise Price (per share)	Aggregate Intrinsic Value
Options outstanding	64,968	7.4	\$ 23.76	\$ 892
Vested or expected to vest	64,968	7.4	\$ 23.76	\$ 892
Options exercisable.....	6,666	7.9	\$ 49.90	—

The total intrinsic value of stock options exercised during the years ended December 31, 2007 and 2006, was \$3,193 and \$4,926, respectively. The cash received from exercise of stock option awards was \$2,089 during each of the years ended December 31, 2007 and 2006. The actual tax benefit realized for the tax deductions from exercise of the stock option awards was \$1,270 and \$1,951 for the years ended December 31, 2007 and 2006, respectively, of which \$835 and \$1,734, respectively was recorded to additional paid in capital as excess tax benefit from stock-based compensation. As of December 31, 2007, there was \$206 of total unrecognized compensation expense related to nonvested options, which will be recognized over the average remaining requisite service period of 0.4 years.

Nonvested Stock Activity

A summary of the Company's nonvested shares as of December 31, 2007 and 2006, and changes during the years then ended is presented below:

	December 31,			
	2007		2006	
	Shares	Weighted-Average Grant Date Fair Value (per share)	Shares	Weighted-Average Grant Date Fair Value (per share)
Nonvested at the beginning of the year	25,021	\$51.53	37,500	\$49.90
Granted	72,940	53.85	3,542	62.31
Vested	(12,442)	53.18	(13,854)	50.13
Forfeited or expired	(2,666)	49.90	(2,167)	49.90
Nonvested at the end of the year.....	<u>82,853</u>	<u>\$53.38</u>	<u>25,021</u>	<u>\$51.53</u>
Expected to vest.....	<u>82,853</u>	<u>\$53.38</u>	<u>24,021</u>	<u>\$51.60</u>

The fair value of stock awards vested during the years ended December 31, 2007 and 2006, was \$600 and \$911, respectively, based on value at vesting date. The actual tax benefit realized for the tax deductions from vesting of the stock awards was \$239 and \$361 for the years ended December 31, 2007 and 2006, respectively. For the year ended December 31, 2007, the actual tax benefit realized for the tax deductions from vesting of the stock awards reduced additional paid in capital as excess tax benefit from stock-based compensation by \$35. For the year ended December 31, 2006, the actual tax benefit realized for the tax deductions from vesting of the stock awards of \$97 was recorded to additional paid in capital as excess tax benefit from stock-based compensation. As of December 31, 2007, there was \$2,630 of total unrecognized compensation expense related to nonvested stock awards, which will be recognized over the average remaining requisite service period of 1.8 years.

Note 16 - Risks and Contingencies

The Company is involved in various warranty and repair claims and related threatened and pending legal proceedings with its customers in the normal course of business. In the opinion of management, the Company's potential losses in excess of the accrued warranty provisions, if any, are not expected to be material to the Company's financial condition, results of operations or cash flows.

The Company relies upon third-party suppliers for railcar heavy castings, wheels and other components for its railcars. In particular, it purchases a substantial percentage of its railcar heavy castings and wheels from subsidiaries of one entity. The Company also relies upon a single supplier to manufacture all of its cold-rolled center sills for its railcars. Any inability by these suppliers to provide the Company with components for its railcars, any significant decline in the quality of these components or any failure of these suppliers to meet the Company's planned requirements for such components may have a material adverse impact on the Company's financial condition and results of operations. While the Company believes that it could secure alternative manufacturing sources for these components, the Company may incur substantial delays and significant expense in doing so, the quality and reliability of these alternative sources may not be the same and the Company's operating results may be significantly affected.

On August 15, 2007, a lawsuit was filed against the Company in the U.S. District Court for the Western District of Pennsylvania by Samuel W. Pollak, Jr. and Robert A. Hayden, Jr. (subsequently amended to Kenneth J. Sowers, Anthony J. Zanghi and Robert A. Hayden, Jr.), on behalf of themselves and others similarly situated. The plaintiffs are employees at the Company's Johnstown, Pennsylvania manufacturing facility and allege that they and other workers at the facility were laid off by the Company to prevent them from becoming eligible for certain retirement benefits, in violation of federal law. The lawsuit seeks, among other things, an injunction requiring the Company to return the laid-off employees to work. On January 11, 2008, the District Court issued a preliminary injunction

directing the Company to reinstate certain of the laid-off employees for pension purposes, pending further proceedings in the lawsuit. The Company has appealed the District Court's order to the U.S. Court of Appeals for the Third Circuit and has asked the District Court to stay the preliminary injunction pending the appeal. On February 11, 2008, the District Court denied the Company's request to stay the preliminary injunction, but on March 4, 2008 the Court of Appeals granted a stay of the preliminary injunction pending the appeal. The Court of Appeals order says that while the appeal is pending, the Company cannot take any action, including closing the Johnstown plant, that would preclude the plaintiffs from qualifying for the pensions at issue in the lawsuit. The Company disputes the plaintiffs' allegations in this lawsuit and intends to vigorously defend itself against the plaintiffs' claims. The ultimate outcome of this lawsuit cannot be determined at this time, and management currently is unable to assess whether its resolution would have a material adverse effect on the Company's financial condition, results of operations or cash flows.

On April 1, 2007, the United Steelworkers of America (the "USWA") filed a grievance (No. 07 054) on behalf of certain workers at the Company's Johnstown manufacturing facility, alleging that the Company had violated the collective bargaining agreement (the "CBA"). Under the CBA, until May 15, 2008 the Company is to provide at least 40 hours of work per week to employees with 20 or more years of service. The Company has provided such work to all employees with 20 or more years of continuous service. In the grievance proceeding, the USWA contends that the requirement applies to workers with at least 20 years of *total* service, including periods of employment prior to a break in their service. The USWA seeks reinstatement or a make-whole remedy, including reimbursement of lost wages and benefits for all affected employees through the term of the CBA, which ends May 15, 2008. Arbitration hearings were conducted on October 5, 2007 and December 5, 2007, and the parties are scheduled to file briefs on March 11, 2008. The ultimate outcome of this grievance proceeding cannot be determined at this time, and management currently is unable to assess whether its resolution would have a material adverse effect on the Company's financial condition, results of operations or cash flows.

In addition to the foregoing, we are involved in certain threatened and pending legal proceedings, including commercial disputes and workers' compensation and employee matters arising out of the conduct of our business. Commercial disputes during 2007 included a contract dispute with a component parts supplier. While the ultimate outcome of these legal proceedings cannot be determined at this time, it is the opinion of management that the resolution of these actions will not have a material adverse effect on the Company's financial condition, future results of operations or cash flows.

On a quarterly basis, the Company evaluates the potential outcome of all significant contingencies utilizing guidance provided in FASB Statement No. 5, *Accounting for Contingencies*. As required by FASB No. 5, the Company estimates the likelihood that a future event or events will confirm the loss of an asset or incurrence of a liability. When information available prior to issuance of the Company's financial statements indicates that in management's judgment, it is probable that an asset had been impaired or a liability had been incurred at the date of the financial statements and the amount of loss can be reasonably estimated, the contingency is accrued by a charge to income. During the fourth quarter of 2007, the Company recorded contingency losses of \$3,884, related to all the above matters which are reported in the Company's Consolidated Statements of Income in "Selling, general and administrative expense".

Note 17 - Other Commitments

The Company leases certain property and equipment under long-term operating leases expiring at various dates through 2016. The leases generally contain specific renewal or purchase options at lease-end at the then fair market amounts.

Future minimum lease payments at December 31, 2007 are as follows:

2008	\$ 1,856
2009	1,758
2010	2,003
2011	2,040
2012	2,082
Thereafter	4,448
	<u>\$ 14,187</u>

The Company is liable for maintenance, insurance and similar costs under most of its leases and such costs are not included in the future minimum lease payments. Total rental expense for the years ended December 31, 2007, 2006 and 2005 was approximately \$2,156, \$1,894 and \$1,701, respectively.

The Company has aluminum purchase commitments, which are non-cancelable agreements to purchase fixed amounts of materials used in the manufacturing process. Purchase commitments are made at a fixed price and are typically entered into after a customer places an order for railcars. At December 31, 2007, the Company had aluminum purchase commitments of \$10,417 for 2008.

The Company has wheel and axle purchase commitments consisting of a non-cancelable agreement with one of its suppliers to purchase materials used in the manufacturing process. The Company has center sill purchase commitments consisting of a non-cancelable agreement with one of its suppliers to purchase center sills used in the manufacturing process. The estimated amounts may vary based on the actual quantities and price. At December 31, 2007, the Company had wheel and axle purchase commitments of \$17,620, \$35,884, \$36,880 and \$7,302 for 2008, 2009, 2010 and 2011, respectively, and center sill purchase commitments of \$4,769, \$5,062, \$5,061, \$5,061 and \$3,796 for 2008, 2009, 2010, 2011 and 2012, respectively.

The Company has employment agreements with certain members of management which provide for base compensation, bonus, incentive compensation, employee benefits and severance payments under certain circumstances. The employment agreements generally have terms that range between two and three years and automatically extend for one-year periods until terminated prior to the end of the term by either party upon 90 days notice. Annual base compensation for the executives with employment agreements ranges between \$221 and \$550. Certain of the executives are entitled to participate in management incentive plans and other benefits as made available to the Company's executives.

See Note 21 regarding management, deferred financing and consulting fees that the Company has paid and continues to pay to certain of its stockholders.

Note 18 – Earnings Per Share

The weighted average common shares outstanding are computed as follows:

	Year Ended December 31,		
	2007	2006	2005
Weighted average common shares outstanding.....	12,115,712	12,586,889	11,135,440
Dilutive effect of employee stock options and restricted share awards.....	73,189	198,126	98,635
Weighted average diluted common shares outstanding.....	<u>12,188,901</u>	<u>12,785,015</u>	<u>11,234,075</u>

For the years ended December 31, 2007 and 2005, 70,940 and 10,000 shares, respectively, were not included in the weighted average common shares outstanding calculation as they were anti-dilutive. No shares were anti-dilutive for the year ended December 31, 2006.

Note 19 - Operating Segment and Concentration of Sales

The Company's operations consist of a single reporting segment. The Company's sales include new railcars, used railcars, leasing and other. The following table sets forth the Company's sales resulting from new railcars, used railcars, leasing and other for the periods indicated below:

	Year ended December 31,		
	2007	2006	2005
New railcar sales	\$ 800,542	\$ 1,435,391	\$ 911,139
Used railcar sales.....	5,928	—	6,884
Leasing revenues.....	39	222	55
Other sales.....	10,516	9,187	9,109
	<u>\$ 817,025</u>	<u>\$ 1,444,800</u>	<u>\$ 927,187</u>

Due to the nature of its operations, the Company is subject to significant concentration of risks related to business with a few customers. Sales to the Company's top three customers accounted for 15%, 11% and 11%, respectively, of revenues for the year ended December 31, 2007. Sales to the Company's top three customers accounted for 12%, 11% and 9%, respectively, of revenues for the year ended December 31, 2006. Sales to the Company's top three customers accounted for 16%, 14% and 8%, respectively, of revenues for the year ended December 31, 2005.

Note 20 - Labor Agreements

A collective bargaining agreement at one of the Company's facilities covers approximately 10% and 27% of the Company's active labor force at December 31, 2007 and 2006, respectively, under an agreement that expires on May 15, 2008. In December 2007, the Company announced that it planned to close this manufacturing facility located in Johnstown, Pennsylvania. See Note 3 Curtailment and Impairment Charges for a description of these actions and Note 15 on related litigation with the Johnstown union.

An additional collective bargaining agreement at a different facility covers approximately 35% and 28% of the Company's active labor force at December 31, 2007 and 2006, respectively, under an agreement that expires in October 2008.

An additional collective bargaining agreement at a different facility covers approximately 7% and 4% of the Company's active labor force at December 31, 2007 and 2006, respectively, and would have covered approximately

5% of the Company's active employees if it had been in place at December 31, 2005. The agreement was ratified on February 1, 2006 and expires on January 31, 2011.

Note 21 - Related Party Transactions

In June 1999, the Company and all of its direct and indirect subsidiaries entered into a management agreement with a stockholder who owned 17% of the outstanding shares of the Company's common stock immediately prior to our initial public offering, which provides that he will provide general oversight and supervision of the Company's business and that of its subsidiaries and, upon request, evaluate the long-range corporate and strategic plans, general financial operation and performance of the Company's subsidiaries and strategies for their capitalization. In consideration of these management services, the Company and two of its subsidiaries, JAC Intermedco, Inc. and JAC Operations, Inc., agreed to pay the stockholder an aggregate base fee of \$350 per year, payable monthly.

Before becoming public in 2005 the Company terminated certain agreements and the Company paid a total of \$900 in connection with the termination of these agreements.

In June 1999, the Company and certain of its subsidiaries entered into a consulting agreement with one of the Company's directors, which provides that he will provide the Company with consulting services on all matters relating to the Company's business and that of the Company's subsidiaries and will serve as a member of the Company's board of directors. The agreement provides for a consulting fee of \$50 per year. Payments for these services totaled \$50 for each of the years ended December 31, 2007, 2006 and 2005. This agreement will expire in April 2008.

Note 22 – Subsequent Events

In January 2008, the Company announced that it had entered into a joint venture with Titagarh Wagons Limited of Kolkata, India to develop freight railcars for the Indian market. Under the terms of the joint venture agreement, FreightCar America and Titagarh will initially develop prototype cars based on FreightCar America's designs and assess the market opportunity in India. If the initial stage is successful and market conditions are favorable, then it is expected that the joint venture company will begin railcar production in India beginning in 2009 using manufacturing methods that FreightCar America has developed.

Note 23 - Selected Quarterly Financial Data (Unaudited)

Quarterly financial data is as follows:

	First Quarter	Second Quarter	Third Quarter	Fourth Quarter
	(in thousands except for share and per share data)			
2007				
Sales	\$ 322,451	\$ 195,360	\$ 162,112	\$ 137,102
Gross profit.....	44,133	24,693	19,398	15,140
Net income (loss) attributable to common stockholders ⁽¹⁾	22,952	11,453	8,681	(16,618)
Net income (loss) per common share attributable to common stockholders—basic ⁽¹⁾	1.82	0.94	0.73	(1.42)
Net income (loss) per common share attributable to common stockholders—diluted ⁽¹⁾	\$ 1.80	\$ 0.93	\$ 0.73	\$ (1.42)
2006				
Sales	\$ 292,793	\$ 365,417	\$ 395,759	\$ 390,831
Gross profit.....	41,134	65,593	65,217	61,507
Net income attributable to common stockholders	21,373	36,601	36,794	33,965
Net income per common share attributable to common stockholders—basic.....	1.71	2.91	2.92	2.69
Net income per common share attributable to common stockholders—diluted.....	\$ 1.67	\$ 2.86	\$ 2.88	\$ 2.65

(1) Results for the fourth quarter 2007 include curtailment and impairment charges of \$30.8 million (See Note 3 Curtailment and Impairment Charges for a description of these actions).

Item 9. Changes in and Disagreements With Accountants on Accounting and Financial Disclosure.

None.

Item 9A. Controls and Procedures.

Evaluation of Disclosure Controls and Procedures

Under the supervision and with the participation of our Chief Executive Officer and Chief Financial Officer, our management evaluated the effectiveness of the design and operation of our disclosure controls and procedures (as defined in Rule 13a-15(e) and 15d-15(e) under the Exchange Act) as of the end of the period covered by this annual report on Form 10-K (the “Evaluation Date”). Based upon that evaluation, our Chief Executive Officer and Chief Financial Officer concluded that, as of the Evaluation Date, our disclosure controls and procedures are effective to ensure that information required to be disclosed in the reports that we file or submit under the Securities Exchange Act of 1934 is recorded, processed, summarized and reported, within the time periods specified in the Securities and Exchange Commission’s rules and forms.

Changes In Internal Controls

There has been no change in our internal control over financial reporting during the last fiscal quarter that has materially affected, or is reasonably likely to materially affect, our internal control over financial reporting.

See Management's Report on Internal Control Over Financial Reporting in Item 8 of this Form 10-K

See Report of Independent Registered Public Accounting Firm in Item 8 of this Form 10-K

Item 9B. Other Information.

None.

PART III

Item 10. Directors, Executive Officers and Corporate Governance.

Information required to be disclosed by this item is hereby incorporated by reference to the information under the captions "Board of Directors," "Stock Ownership," "Section 16(a) Beneficial Ownership Reporting Compliance" and "Executive Compensation" in our definitive Proxy Statement to be filed pursuant to Regulation 14A, which Proxy Statement is anticipated to be filed with the Securities and Exchange Commission within 120 days after the end of our fiscal year ended December 31, 2007.

Item 11. Executive Compensation.

Information required to be disclosed by this item is hereby incorporated by reference to the information under the captions "Executive Compensation", "Board of Directors", "Compensation Discussion and Analysis" and "Director Compensation for the Year Ended December 31, 2007" in our definitive Proxy Statement to be filed pursuant to Regulation 14A, which Proxy Statement is anticipated to be filed with the Securities and Exchange Commission within 120 days after the end of our fiscal year ended December 31, 2007.

Item 12. Security Ownership of Certain Beneficial Owners and Management and Related Stockholder Matters.

Information required to be disclosed by this item is hereby incorporated by reference to the information under the captions "Stock Ownership" and "Equity Compensation Plan Information" in our definitive Proxy Statement to be filed pursuant to Regulation 14A, which Proxy Statement is anticipated to be filed with the Securities and Exchange Commission within 120 days after the end of our fiscal year ended December 31, 2007.

Item 13. Certain Relationships and Related Transactions, and Director Independence.

Information required to be disclosed by this item is hereby incorporated by reference to the information under the captions "Certain Transactions" and "Board of Directors" in our definitive Proxy Statement to be filed pursuant to Regulation 14A, which Proxy Statement is anticipated to be filed with the Securities and Exchange Commission within 120 days after the end of our fiscal year ended December 31, 2007.

Item 14. Principal Accounting Fees and Services.

Information required to be disclosed by this item is hereby incorporated by reference to the information under the caption "Fees of Independent Registered Public Accounting Firm and Audit Committee Report" in our definitive Proxy Statement to be filed pursuant to Regulation 14A, which Proxy Statement is anticipated to be filed with the Securities and Exchange Commission within 120 days of our fiscal year ended December 31, 2007.

PART IV

Item 15. Exhibits, Financial Statement Schedules.

Exhibits

- (a) Documents filed as part of this report:

The following financial statements are included in this Form 10-K:

1. Consolidated Financial Statements of FreightCar America, Inc.

Management's Report on Internal Control Over Financial Reporting.

Report of Independent Registered Public Accounting Firm.

Consolidated Balance Sheets as of December 31, 2007 and 2006.

Consolidated Statements of Income for the years ended December 31, 2007, 2006 and 2005.

Consolidated Statements of Stockholders' Equity (Deficit) for the years ended December 31, 2007, 2006 and 2005.

Consolidated Statements of Cash Flows for the years ended December 31, 2007, 2006 and 2005.

Notes to Consolidated Financial Statements.

2. Financial Statement Schedule

The following financial statement schedule is a part of this Form 10-K and should be read in conjunction with our audited consolidated financial statements.

Schedule II — Valuation and Qualifying Accounts

All other financial statement schedules are omitted because such schedules are not required or the information required has been presented in the aforementioned financial statements.

3. The exhibits listed on the "Exhibit Index" to this Form 10-K are filed with this Form 10-K or incorporated by reference as set forth below.

- (b) The exhibits listed on the "Exhibit Index" to this Form 10-K are filed with this Form 10-K or incorporated by reference as set forth below.

- (c) Additional Financial Statement Schedules

None.

SIGNATURES

Pursuant to the requirements of Section 13 or 15(d) of the Securities Exchange Act of 1934, the registrant has duly caused this report to be signed on its behalf by the undersigned, thereunto duly authorized.

FREIGHTCAR AMERICA, INC.

Date: March 12, 2008

By: /s/ CHRISTIAN RAGOT
Christian Ragot, President and
Chief Executive Officer

Pursuant to the requirements of the Securities Exchange Act of 1934, this report has been signed below by the following persons on behalf of the registrant and in the capacities and on the dates indicated.

Signature	Title	Date
<u>/s/ CHRISTIAN RAGOT</u> Christian Ragot	President and Chief Executive Officer (principal executive officer) and Director	March 12, 2008
<u>/s/ KEVIN P. BAGBY</u> Kevin P. Bagby	Vice President, Finance and Chief Financial Officer (principal financial officer and principal accounting officer)	March 12, 2008
<u>/s/ THOMAS M. FITZPATRICK</u> Thomas M. Fitzpatrick	Chairman of the Board and Director	March 12, 2008
<u>/s/ JAMES D. CIRAR</u> James D. Cirar	Director	March 12, 2008
<u>/s/ WILLIAM D. GEHL</u> William D. Gehl	Director	March 12, 2008
<u>/s/ THOMAS A. MADDEN</u> Thomas A. Madden	Director	March 12, 2008
<u>/s/ S. CARL SODERSTROM</u> S. Carl Soderstrom	Director	March 12, 2008
<u>/s/ ROBERT N. TIDBALL</u> Robert N. Tidball	Director	March 12, 2008

FreightCar America, Inc. and Subsidiaries

Schedule II – Valuation and Qualifying Accounts
For the Years Ended December 31, 2007, 2006 and 2005
(in thousands)

	Balance at Beginning of Period	Additions Charged to Costs and Expenses	Accounts Charged Off and Recoveries of Amounts Previously Written Off	Balance at End of Period
Year Ended December 31,				
2007				
Allowance for doubtful accounts	\$ 191	\$ 47	\$ (15)	\$ 223
Deferred tax assets valuation allowance	2,921	664	—	3,585
Inventory reserve	—	1,951	\$ (774)	1,177
Year Ended December 31,				
2006				
Allowance for doubtful accounts	\$ 115	\$ 79	\$ (3)	\$ 191
Deferred tax assets valuation allowance	3,691	—	(770)	2,921
Year Ended December 31,				
2005				
Allowance for doubtful accounts	\$ 116	\$ 36	\$ (37)	\$ 115
Deferred tax assets valuation allowance	3,795	—	(104)	3,691

EXHIBIT INDEX

- 3.1 Certificate of Ownership and Merger of FreightCar America, Inc. into FCA Acquisition Corp., as amended (incorporated by reference to Exhibit 3.1 to the Company's Current Report on Form 8-K filed with the Commission on September 7, 2006).
- 3.2 Third Amended and Restated By-laws of FreightCar America, Inc. (incorporated by reference to Exhibit 3.1 to the Company's Current Report filed on Form 8-K filed with the Commission on September 28, 2007).
- 4.1 Form of Registration Rights Agreement, by and among FreightCar America, Inc., Hancock Mezzanine Partners, L.P., John Hancock Life Insurance Company, Caravelle Investment Fund, L.L.C., Trimaran Investments II, L.L.C., Camillo M. Santomero, III, and the investors listed on Exhibit A attached thereto (incorporated by reference to Exhibit 4.3 to Registration Statement Nos. 333-123384 and 333-123875 filed with the Commission on April 4, 2005).
- 10.1 Employment Agreement, dated as of November 22, 2004, between JAC Holdings International, Inc. and Kevin P. Bagby (incorporated by reference to Exhibit 10.2 to Registration Statement Nos. 333-123384 and 333-123875 filed with the Commission on March 17, 2005).
- 10.2 Amendment to Employment Agreement, dated as of December 21, 2004, between FreightCar America, Inc. and Kevin P. Bagby (incorporated by reference to Exhibit 10.3 to Registration Statement Nos. 333-123384 and 333-123875 filed with the Commission on March 17, 2005).
- 10.3 Employment Agreement, dated as of December 20, 2004, between FreightCar America, Inc. and Edward J. Whalen (incorporated by reference to Exhibit 10.4 to Registration Statement Nos. 333-123384 and 333-123875 filed with the Commission on March 17, 2005).
- 10.4 Employment Agreement, dated as of December 20, 2004, between FreightCar America, Inc. and Glen T. Karan (incorporated by reference to Exhibit 10.5 to Registration Statement Nos. 333-123384 and 333-123875 filed with the Commission on March 17, 2005).
- 10.5 Employment Agreement, dated as of January 3, 2007, between FreightCar America, Inc. and Christian Ragot (incorporated by reference to Exhibit 10.9 to the Company's Annual Report on Form 10-K for the year ended December 31, 2006 filed with the Commission on March 13, 2007).
- 10.6 Employment Agreement, dated as of May 1, 2007, between FreightCar America, Inc. and Charles Magolske.
- 10.7 2005 Long-Term Incentive Plan and Form of Option Agreement (incorporated by reference to Exhibit 10.6 to Registration Statement Nos. 333-123384 and 333-123875 filed with the Commission on March 17, 2005).
- 10.8 First Amendment to the FreightCar America, Inc. 2005 Long-Term Incentive Plan (incorporated by reference to Exhibit 10.2 to the Company's Current Report on Form 8-K filed with the Commission on December 19, 2006).
- 10.9 Second Amendment to the FreightCar America, Inc. 2005 Long-Term Incentive Plan (incorporated by reference to Exhibit 10.1 to the Company's Quarterly Report on Form 10Q for the quarterly period ended March 31, 2007 filed with the Commission on May 9, 2007).
- 10.10 Form of Restricted Share Award Agreement for the Company's employees (incorporated by reference to Exhibit 10.1 to the Company's Current Report on Form 8-K filed with the Commission on December 12, 2005).

- 10.11 Form of Restricted Share Award Agreement for the Company's independent directors (incorporated by reference to Exhibit 10.1 to the Company's Current Report on Form 8-K filed with the Commission on January 27, 2006).
- 10.12 Form of Restricted Share Award Agreement for the Company's employees (incorporated by reference to Exhibit 10.1 to the Company's Current Report on Form 8-K filed with the Commission on January 15, 2008).
- 10.13 Form of Stock Option Award Agreement for the Company's employees (incorporated by reference to Exhibit 10.1 to the Company's Current Report on Form 8-K filed with the Commission on January 15, 2008).
- 10.14 Lease Agreement, dated as of December 20, 2004, by and between Norfolk Southern Railway Company and Johnstown America Corporation (the "Lease Agreement") (incorporated by reference to Exhibit 10.27 to Registration Statement Nos. 333-123384 and 333-123875 filed with the Commission on April 4, 2005).*
- 10.15 Amendment to the Lease Agreement, dated as of December 1, 2005 (incorporated by reference to Exhibit 10.11 to the Company's Annual Report on Form 10-K for the year ended December 31, 2005).*
- 10.16 Second Amended and Restated Credit Agreement, dated as of August 24, 2007, by and among Johnstown America Corporation, Freight Car Services, Inc., JAC Operations, Inc., JAIX Leasing Company and FreightCar Roanoke, Inc. as the Co-Borrowers, the lenders party thereto, LaSalle Bank National Association, as Administrative Agent and Arranger, and National City Business Credit, Inc., as Collateral Agent (incorporated by reference to Exhibit 10.1 to the Company's Current Report on Form 8-K filed with the Commission on August 28, 2007).
- 10.17 Management Incentive Plan of Johnstown America Corporation (incorporated by reference to Exhibit 10.29 to Registration Statement Nos. 333-123384 and 333-123875 filed with the Commission on March 17, 2005).
- 10.18 Consulting Agreement, dated as of June 3, 1999, between Rabbit Hill Holdings, Inc., Johnstown America Corporation, Freight Car Services, Inc., JAIX Leasing Company and JAC Patent Company and James D. Cirar (incorporated by reference to Exhibit 10.10 to Registration Statement Nos. 333-123384 and 333-123875 filed with the Commission on March 17, 2005).
- 10.19 Amendment to Consulting Agreement, dated March 7, 2005, between FreightCar America, Inc. and James D. Cirar (incorporated by reference to Exhibit 10.10.1 to Registration Statement Nos. 333-123384 and 333-123875 filed with the Commission on March 17, 2005).
- 10.20 Form of Letter of Resignation (incorporated by reference to Exhibit 10.1 to the Company's Current Report on Form 8-K filed with the Commission on December 19, 2006).
- 10.21 Letter of Resignation (incorporated by reference to Exhibit 10.1 to the Company's Current Report on Form 8-K filed with the Commission on January 29, 2007).
- 10.22 Agreement, dated as of January 25, 2007 between FreightCar America, Inc. and Edward J. Whalen (incorporated by reference to Exhibit 10.1 to the Company's Current Report on Form 8-K filed with the Commission on January 25, 2007).
- 10.23 Agreement, dated as of January 25, 2007 between FreightCar America, Inc. and Kevin P. Bagby (incorporated by reference to Exhibit 10.2 to the Company's Current Report on Form 8-K filed with the Commission on January 25, 2007).

- 10.24 Agreement, dated as of March 8, 2007 between FreightCar America, Inc. and Kenneth D. Bridges (incorporated by reference to Exhibit 10.1 to the Company's Current Report on Form 8-K filed with the Commission on March 12, 2007).
- 21 Subsidiaries of FreightCar America, Inc. (incorporated by reference to Exhibit 21.1 to Registration Statement Nos. 333-123384 and 333-123875 filed with the Commission on March 17, 2005).
- 23 Consent of Independent Registered Public Accounting Firm.
- 31.1 Certification of Chief Executive Officer pursuant to Rule 13a-14(a), as adopted pursuant to Section 302 of the Sarbanes-Oxley Act of 2002.
- 31.2 Certification of Chief Financial Officer pursuant to Rule 13a-14(a), as adopted pursuant to Section 302 of the Sarbanes-Oxley Act of 2002.
- 32 Certification of Chief Executive Officer and Chief Financial Officer pursuant to 18 U.S.C. Section 1350, as adopted pursuant to Section 906 of the Sarbanes-Oxley Act of 2002.

* Confidential treatment has been granted for the redacted portions of this exhibit. A complete copy of the exhibit, including the redacted portions, has been filed separately with the Securities and Exchange Commission.

Exhibit 31.1

Certification of Chief Executive Officer
Pursuant to Section 302 of the Sarbanes-Oxley Act of 2002

I, Christian Ragot, certify that:

1. I have reviewed this Annual Report on Form 10-K of FreightCar America, Inc.;
2. Based on my knowledge, this report does not contain any untrue statement of a material fact or omit to state a material fact necessary to make the statements made, in light of the circumstances under which such statements were made, not misleading with respect to the period covered by this report;
3. Based on my knowledge, the financial statements, and other financial information included in this report, fairly present in all material respects the financial condition, results of operations and cash flows of the registrant as of, and for, the periods presented in this report;
4. The registrant's other certifying officer and I are responsible for establishing and maintaining disclosure controls and procedures (as defined in Exchange Act Rules 13a-15(e) and 15d-15(e)) and internal control over financial reporting (as defined by Exchange Act Rules 13a-15(f) and 15d-15(f)) for the registrant and have:
 - a) designed such disclosure controls and procedures, or caused such disclosure controls and procedures to be designed under our supervision, to ensure that material information relating to the registrant, including its consolidated subsidiaries, is made known to us by others within those entities, particularly during the period in which this report is being prepared;
 - b) designed such internal control over financial reporting, or caused such internal control over financial reporting to be designed under our supervision, to provide reasonable assurance regarding the reliability of financial reporting and the preparation of financial statements for external purposes in accordance with generally accepted accounting principles;
 - c) evaluated the effectiveness of the registrant's disclosure controls and procedures and presented in this report our conclusions about the effectiveness of the disclosure controls and procedures, as of the end of the period covered by this report based on such evaluation; and
 - d) disclosed in this report any change in the registrant's internal control over financial reporting that occurred during the registrant's most recent fiscal quarter (the registrant's fourth fiscal quarter in the case of an annual report) that has materially affected, or is reasonably likely to materially affect, the registrant's internal control over financial reporting; and
5. The registrant's other certifying officer and I have disclosed, based on our most recent evaluation of internal control over financial reporting, to the registrant's auditors and the audit committee of registrant's board of directors (or persons performing the equivalent functions):
 - a) all significant deficiencies and material weaknesses in the design or operation of internal control over financial reporting which are reasonably likely to adversely affect the registrant's ability to record, process, summarize and report financial information; and
 - b) any fraud, whether or not material, that involves management or other employees who have a significant role in the registrant's internal control over financial reporting.

Date: March 12, 2008

By:

/s/ CHRISTIAN RAGOT
Christian Ragot
President and Chief Executive Officer

Certification of Chief Financial Officer
Pursuant to Section 302 of the Sarbanes-Oxley Act of 2002

I, Kevin P. Bagby, certify that:

1. I have reviewed this Annual Report on Form 10-K of FreightCar America, Inc.;
2. Based on my knowledge, this report does not contain any untrue statement of a material fact or omit to state a material fact necessary to make the statements made, in light of the circumstances under which such statements were made, not misleading with respect to the period covered by this report;
3. Based on my knowledge, the financial statements, and other financial information included in this report, fairly present in all material respects the financial condition, results of operations and cash flows of the registrant as of, and for, the periods presented in this report;
4. The registrant's other certifying officer and I are responsible for establishing and maintaining disclosure controls and procedures (as defined in Exchange Act Rules 13a-15(e) and 15d-15(e)) and internal control over financial reporting (as defined by Exchange Act Rules 13a-15(f) and 15d-15(f)) for the registrant and have:
 - a) designed such disclosure controls and procedures, or caused such disclosure controls and procedures to be designed under our supervision, to ensure that material information relating to the registrant, including its consolidated subsidiaries, is made known to us by others within those entities, particularly during the period in which this report is being prepared;
 - b) designed such internal control over financial reporting, or caused such internal control over financial reporting to be designed under our supervision, to provide reasonable assurance regarding the reliability of financial reporting and the preparation of financial statements for external purposes in accordance with generally accepted accounting principles;
 - c) evaluated the effectiveness of the registrant's disclosure controls and procedures and presented in this report our conclusions about the effectiveness of the disclosure controls and procedures, as of the end of the period covered by this report based on such evaluation; and
 - d) disclosed in this report any change in the registrant's internal control over financial reporting that occurred during the registrant's most recent fiscal quarter (the registrant's fourth fiscal quarter in the case of an annual report) that has materially affected, or is reasonably likely to materially affect, the registrant's internal control over financial reporting; and
5. The registrant's other certifying officer and I have disclosed, based on our most recent evaluation of internal control over financial reporting, to the registrant's auditors and the audit committee of registrant's board of directors (or persons performing the equivalent functions):
 - a) all significant deficiencies and material weaknesses in the design or operation of internal control over financial reporting which are reasonably likely to adversely affect the registrant's ability to record, process, summarize and report financial information; and
 - b) any fraud, whether or not material, that involves management or other employees who have a significant role in the registrant's internal control over financial reporting.

Date: March 12, 2008

By:

/s/ KEVIN P. BAGBY
Kevin P. Bagby,
Vice President, Finance and
Chief Financial Officer

**Certification pursuant to
18 U.S.C. Section 1350,
as adopted pursuant to
Section 906 of the Sarbanes-Oxley Act of 2002**

In connection with the Annual Report of FreightCar America, Inc. (the "Company") on Form 10-K for the year ending December 31, 2007 as filed with the Securities and Exchange Commission on the date hereof (the "Report"), we, Christian Ragot, President and Chief Executive Officer, and Kevin P. Bagby, Vice President, Finance and Chief Financial Officer, respectively, of the Company, certify pursuant to 18 U.S.C. Section 1350, as adopted pursuant to Section 906 of the Sarbanes-Oxley Act of 2002, that to our knowledge:

- (1) the Report fully complies with the requirements of Sections 13(a) or 15(d) of the Securities Exchange Act of 1934; and
- (2) the information contained in the Report fairly presents, in all material respects, the financial condition and results of operations of the Company.

Date: March 12, 2008

By: /s/ CHRISTIAN RAGOT
Christian Ragot
President and Chief Executive Officer

Date: March 12, 2008

By: /s/ KEVIN P. BAGBY
Kevin P. Bagby,
Vice President, Finance and
Chief Financial Officer

A signed copy of this written statement required by Section 906 of the Sarbanes-Oxley Act of 2002 has been provided to the Company and will be retained by the Company and furnished to the Securities and Exchange Commission or its staff upon request.

+ *shareholder information*

BOARD OF DIRECTORS

Thomas M. Fitzpatrick
Chairman

James D. Cirar
*Director and Chairman of the Strategy and
Growth Committee*

William D. Gehl
Director

Thomas A. Madden
Director and Chairman of the Compensation Committee

Christian B. Ragot
Director

S. Carl Soderstrom, Jr.
Director and Chairman of the Audit Committee

Robert N. Tidball
*Director and Chairman of the Nominating and
Corporate Governance Committee*

CORPORATE OFFICERS

Christian B. Ragot
President and Chief Executive Officer

Kevin P. Bagby
Vice President, Finance, Chief Financial Officer and Treasurer

Charles J. Magolske
Vice President, Business Development and Strategy

Nicholas J. Matthews
Vice President, Operations

Thomas P. McCarthy
Senior Vice President, Human Resources

Laurence M. Trusdell
General Counsel and Corporate Secretary

Edward J. Whalen
Senior Vice President, Marketing and Sales

INDEPENDENT REGISTERED PUBLIC ACCOUNTING FIRM

Deloitte & Touche LLP
Pittsburgh, Pennsylvania

REGISTRAR AND TRANSFER AGENT

National City Bank
Corporate Trust Operations
Locator 5352
P.O. Box 92301
Cleveland, Ohio 44197-1200

STOCK LISTING

Nasdaq National Market
Ticker Symbol: RAIL

ANNUAL MEETING OF STOCKHOLDERS

Wednesday, May 14, 2008 at 10:00 a.m. (Local Time)
Union League Club of Chicago
65 West Jackson Boulevard
Chicago, Illinois 60604

INVESTOR INQUIRIES

To receive copies of reports filed with the Securities and Exchange Commission, recent press releases, quarterly and annual reports and additional information about FreightCar America, please visit our website at www.freightcaramerica.com or contact Investor Relations at Two North Riverside Plaza, Suite 1250, Chicago, Illinois 60606.

