

RADIUS HEALTH, INC.

FORM 10-K (Annual Report)

Filed 02/26/14 for the Period Ending 12/31/13

Address	ATTN: CHIEF FINANCIAL OFFICER 201 BROADWAY, 6TH FLOOR CAMBRIDGE, MA 02139
Telephone	617 425 9225
CIK	0001428522
SIC Code	6770 - Blank Checks
Industry	Biotechnology & Drugs
Sector	Healthcare
Fiscal Year	12/31

UNITED STATES
SECURITIES AND EXCHANGE COMMISSION
Washington, D.C. 20549
FORM 10-K

(Mark
One)

☒ **ANNUAL REPORT PURSUANT TO SECTION 13 OR 15(d) OF THE SECURITIES EXCHANGE ACT OF 1934**

For the fiscal year ended December 31, 2013

OR

☐ **TRANSITION REPORT PURSUANT TO SECTION 13 OR 15(d) OF THE SECURITIES EXCHANGE ACT OF 1934**

For the transition period from to

Commission file number: 000-53173

Radius Health, Inc.

(Exact name of registrant as specified in its charter)

Delaware
(State or other jurisdiction of
incorporation or organization)

80-0145732
(I.R.S. Employer
Identification No.)

201 Broadway, 6th Floor
Cambridge, Massachusetts
(Address of principal executive offices)

02139
(Zip Code)

617-551-4700
(Registrant's telephone number, including area code)

Securities issued pursuant to Section 12(b) of the Act: **None**

Securities issued pursuant to Section 12(g) of the Act:

Title of each class
Common Stock, par value \$0.0001 per share

Name of each exchange on which registered
None.

Indicate by check mark if the registrant is a well-known seasoned issuer, as defined in Rule 405 of the Securities Act. Yes ☐ No ☒

Indicate by check mark if the registrant is not required to file reports pursuant to Section 13 or Section 15(d) of the Act. Yes ☐ No ☒

Indicate by check mark whether the registrant (1) has filed all reports required to be filed by Section 13 or 15(d) of the Securities Exchange

Act of 1934 during the preceding 12 months (or for such shorter period that the registrant was required to file such reports), and (2) has been subject to such filing requirements for the past 90 days. Yes ☐ No ☒

Indicate by check mark whether the registrant has submitted electronically and posted on its corporate Web site, if any, every Interactive Data File required to be submitted and posted pursuant to Rule 405 of Regulation S-T during the preceding 12 months (or for such shorter period that the registrant was required to submit and post such files). Yes ☒ No ☐

Indicate by check mark if disclosure of delinquent filers pursuant to Item 405 of Regulation S-K is not contained herein, and will not be contained, to the best of registrant's knowledge, in definitive proxy or information statements incorporated by reference in Part III of this Form 10-K or any amendment to this Form 10-K. ☐

Indicate by check mark whether the registrant is a large accelerated filer, an accelerated filer, a non-accelerated filer, or a smaller reporting company. See the definitions of "large accelerated filer," "accelerated filer" and "smaller reporting company" in Rule 12b-2 of the Exchange Act. (Check one):

Large accelerated filer ☐ Accelerated filer ☐ Non-accelerated filer ☐ Smaller reporting company ☒

(Do not check if a
smaller reporting company)

Indicate by check mark whether the registrant is a shell company (as defined in Rule 12b-2 of the Act). Yes ☐ No ☒

The registrant's common equity was not publicly-traded as of the last business day of its most recently completed second fiscal quarter.

Number of shares outstanding of the registrant's common stock, par value \$0.0001 per share, as of February 26, 2014: 879,370

Radius Health, Inc.
Annual Report on Form 10-K
For the Fiscal Year Ended December 31, 2013

INDEX

	Special Note Regarding Forward-Looking Statements	1
	Currency and Conversions	2
	PART I	
ITEM 1:	Business	3
ITEM 1A:	Risk Factors	46
ITEM 1B:	Unresolved Staff Comments	68
ITEM 2:	Properties	68
ITEM 3:	Legal Proceedings	68
ITEM 4:	Mine Safety Disclosures	68
	PART II	
ITEM 5:	Market for Registrant's Common Equity, Related Stockholder Matters and Issuer Purchases of Equity Securities	69
ITEM 6:	Selected Financial Data	70
ITEM 7:	Management's Discussion and Analysis of Financial Condition and Results of Operations	71
ITEM 8:	Financial Statements and Supplementary Data	94
ITEM 9:	Changes in and Disagreements With Accountants on Accounting and Financial Disclosure	137
ITEM 9A:	Controls and Procedures	137
ITEM 9B:	Other Information	137
	PART III	
ITEM 10:	Directors, Executive Officers and Corporate Governance	138
ITEM 11:	Executive Compensation	144
ITEM 12:	Security Ownership of Certain Beneficial Owners and Management and Related Stockholder Matters	152
ITEM 13:	Certain Relationships and Related Transactions, and Director Independence	174
ITEM 14:	Principal Accountant Fees and Services	177
	PART IV	
ITEM 15:	Exhibits and Financial Statement Schedules	178
	Signatures	179

SPECIAL NOTE REGARDING FORWARD-LOOKING STATEMENTS

This report, including in the sections titled "Risk Factors," "Management's Discussion and Analysis of Financial Condition and Results of Operations" and "Business," contains, in addition to historical information, forward-looking statements. We may, in some cases, use words such as "project," "believe," "anticipate," "plan," "expect," "estimate," "intend," "continue," "should," "would," "could," "potentially," "will," "may" or similar words and expressions that convey uncertainty of future events or outcomes to identify these forward-looking statements. Forward-looking statements in this Annual Report on Form 10-K may include, among other things, statements about:

- the progress of, timing of and amount of expenses associated with our research, development and commercialization activities;*
- the success of our clinical studies for our product candidates;*
- our ability to obtain U.S. and foreign regulatory approval for our product candidates and the ability of our product candidates to meet existing or future regulatory standards;*
- our expectations regarding federal, state and foreign regulatory requirements;*
- the therapeutic benefits and effectiveness of our product candidates;*
- the safety profile and related adverse events of our product candidates;*
- our ability to manufacture sufficient amounts of abaloparatide, RAD1901 and RAD140 for commercialization activities with target characteristics;*
- our plans with respect to collaborations and licenses related to the development, manufacture or sale of our product candidates;*
- our expectations as to future financial performance, expense levels and liquidity sources;*
- our ability to compete with other companies that are or may be developing or selling products that are competitive with our product candidates;*
- anticipated trends and challenges in our potential markets;*
- our ability to attract and motivate key personnel; and*
- other factors discussed elsewhere in this report.*

The outcome of the events described in these forward-looking statements is subject to known and unknown risks, uncertainties and other important factors that could cause actual results to differ materially from the results anticipated by these forward-looking statements. These important factors include our financial performance, our ability to attract and retain customers, our development activities and those other factors we discuss in Item 1A of this Annual Report on Form 10-K under the caption "Risk Factors." You should read these factors and the other cautionary statements made in this report as being applicable to all related forward-looking statements wherever they appear in this report. These risk factors are not exhaustive and other sections of this report may include additional factors which could adversely impact our business and financial performance.

You should read the following discussion of our financial condition and results of operations in conjunction with our financial statements and related notes set forth in this report.

CURRENCY AND CONVERSIONS

In this report, references to "dollar" or "\$" are to the legal currency of the United States, and references to "euro" or "€" are to the single currency introduced on January 1, 1999 at the start of the third stage of European Economic and Monetary Union, pursuant to the Treaty establishing the European Communities, as amended by the Treaty on European Union and the Treaty of Amsterdam. Unless otherwise indicated, the financial information in this report has been expressed in U.S. dollars. Unless otherwise stated, the U.S. dollar equivalent information translating euros into U.S. dollars has been made, for convenience purposes, on the basis of the noon buying rate published by the Board of Governors of the Federal Reserve as of December 31, 2013, which was €1.00 = \$1.3779. Such translations should not be construed as a representation that the euro has been, could have been or could be converted into U.S. dollars at the rate indicated, any particular rate or at all.

Trademarks appearing in this report are the property of their respective holders.

PART I

ITEM 1. BUSINESS.

Unless otherwise provided in this report, all references in this report to "we," "us," "our company," "our," or the "Company" refer to Radius Health, Inc. after giving effect to the Merger and the Short-Form Merger (each as defined under "Corporate Information" below).

Overview

We are a science-driven biopharmaceutical company focused on developing novel differentiated therapeutics for patients with osteoporosis as well as other serious endocrine-mediated diseases. Our lead product candidate is abaloparatide (BA058), a bone anabolic for the treatment of osteoporosis delivered via subcutaneous injection, which we refer to as Abaloparatide-SC. We are currently in Phase 3 development of Abaloparatide-SC and expect to announce top-line data from this study in late 2014. If the results are positive, we plan to submit a new drug application, or NDA, in the United States, and a marketing authorization application, or MAA, in Europe, in mid-2015. We hold worldwide commercialization rights to Abaloparatide-SC, other than in Japan, and with a favorable regulatory outcome, we anticipate our first commercial sales of Abaloparatide-SC will take place in 2016. We are leveraging our investment in Abaloparatide-SC to develop Abaloparatide-TD. We expect this line extension will provide improved patient convenience by enabling administration of abaloparatide through a short-wear-time transdermal patch. We have recently completed a successful Phase 2 proof of concept study.

Our current clinical product portfolio also includes a novel oral agent, RAD1901, a selective estrogen receptor down-regulator/degrader, or SERD. We are developing RAD1901 at higher doses for the treatment of breast cancer brain metastases, or BCBM, and at lower doses as a selective estrogen-receptor modulator, or SERM, for the treatment of vasomotor symptoms such as hot flashes. In 2014, we expect to commence a Phase 1 clinical trial to evaluate RAD1901 for the treatment of BCBM, and we previously completed a successful Phase 2 clinical trial of RAD1901 for the treatment of vasomotor symptoms.

Abaloparatide

Abaloparatide is a novel synthetic peptide analog of parathyroid hormone-related protein, or PTHrP, that we are developing as a bone anabolic treatment for osteoporosis. Osteoporosis is a disease that affects nearly 10 million people in the United States, with an additional approximately 43 million people at increased risk for the disease. It is characterized by low bone mass and structural deterioration of bone tissue, which leads to greater fragility and an increase in fracture risk. Anabolic agents, like Forteo (teriparatide), are used to increase bone mineral density, or BMD, and to reduce the risk of fracture. We believe abaloparatide has the potential to increase BMD and bone quality to a greater degree and at a faster rate than other approved drugs for the treatment of osteoporosis. We are developing two formulations of abaloparatide:

- *Abaloparatide-SC* is an injectable subcutaneous formulation of abaloparatide. In August 2009, we announced positive Phase 2 data that showed Abaloparatide-SC produced faster and greater BMD increases at the spine and the hip with substantially less hypercalcemia than Forteo (teriparatide), which is the only approved subcutaneous injectable anabolic agent for the treatment of osteoporosis in the United States. A subsequent Phase 2 clinical trial announced in January 2014 also confirmed the results of our first clinical trial by demonstrating that Abaloparatide-SC produces BMD increases from baseline in the spine and hip that are comparable to our earlier Phase 2 clinical trial. In April 2011, we commenced a Phase 3 clinical trial of Abaloparatide-SC. Enrollment was completed in March 2013, and we expect to announce top-line data at the end of the fourth quarter of 2014. Assuming a favorable outcome, we plan

to use the results from this Phase 3 clinical trial to support a new drug application, or NDA, with the U.S. Food and Drug Administration, or FDA, and believe we could obtain approval of the NDA in 2016.

- *Abaloparatide-TD* is a line extension of Abaloparatide SC in the form of a convenient, short-wear-time (approximately five minutes) transdermal patch. In a recent Phase 2 clinical trial, Abaloparatide-TD demonstrated a statistically significant mean percent increase from baseline in BMD as compared to placebo at the lumbar spine and at the hip. These results demonstrated a clear proof of concept by achieving a dose dependent increase in BMD. Following additional formulation development work, we intend to advance an optimized Abaloparatide-TD product in additional clinical studies and to a Phase 3 bridging study and to subsequently submit for approval. We hold worldwide commercialization rights to Abaloparatide-TD technology.

RAD1901

RAD1901 is a SERD that we believe crosses the blood-brain barrier and that we are evaluating for the treatment of BCBM. RAD1901 has been shown to bind with good selectivity to the estrogen receptor and to have both estrogen-like and estrogen-antagonistic effects in different tissues. In many cancers, hormones, like estrogen, stimulate tumor growth and a desired therapeutic goal is to block this estrogen-dependent growth while inducing apoptosis of the cancer cells. SERDs are an emerging class of endocrine therapies that directly induce estrogen receptor, or ER, degradation, enabling them to remove the estrogen growth signal in ER-dependent tumors without allowing ligand-independent resistance to develop. There is currently only one SERD, Fulvestrant (fulvestrant), approved for the treatment of hormone-receptor positive metastatic breast cancer; however, for patients with brain metastases (BCBM), there are no approved targeted therapies that cross the blood-brain barrier. We believe there is a significant opportunity for RAD1901 to be the first ER-targeted therapy that crosses the blood-brain barrier to more effectively treat ER-positive BCBM and potentially reduce both intracranial and extracranial BCBM tumors. We intend to commence a Phase 1 clinical trial in 2014 to evaluate high-dose RAD1901 for the treatment of BCBM.

We are also developing RAD1901 at lower doses as a selective estrogen receptor modulator, or SERM, for the treatment of vasomotor symptoms. Historically, hormone replacement therapy, or HRT, with estrogen or progesterone was considered the most efficacious approach to relieving menopausal symptoms such as hot flashes. However, because of the concerns about the potential long-term risks and contraindications associated with HRT, we believe a significant need exists for new therapeutic treatment options to treat vasomotor symptoms. In a Phase 2 proof of concept study, RAD1901 at lower doses demonstrated a reduction in the frequency and severity of moderate and severe hot flashes. We believe RAD1901 is an attractive candidate for advancement into Phase 2b development as a treatment for vasomotor symptoms.

Our Opportunity

Osteoporosis

Osteoporosis is a disease characterized by low bone mass and structural deterioration of bone tissue, which leads to greater fragility and an increase in fracture risk. All bones become more fragile and susceptible to fracture as the disease progresses. People tend to be unaware that their bones are getting weaker, and a person with osteoporosis can fracture a bone from even a minor fall. The debilitating effects of osteoporosis have substantial costs. Loss of mobility, admission to nursing homes and dependence on caregivers are all common consequences of osteoporosis. The prevalence of osteoporosis is growing and, according to the National Osteoporosis Foundation, or NOF, is significantly under-recognized and under-treated in the population. While the aging of the population is

a primary driver of an increase in cases, osteoporosis is also increasing from the use of drugs that induce bone loss, such as chronic use of glucocorticoids and aromatase inhibitors that are increasingly used for breast cancer and the hormone therapies used for prostate cancer.

The NOF, has estimated that 10 million people in the United States, composed of eight million women and two million men, already have osteoporosis, and another approximately 43 million have low bone mass placing them at increased risk for osteoporosis. In addition, the NOF has estimated that osteoporosis is responsible for more than two million fractures in the United States each year resulting in an estimated \$19 billion in costs annually. The NOF expects that the number of fractures in the United States due to osteoporosis will rise to three million by 2025, resulting in an estimated \$25.3 billion in costs each year. Worldwide, osteoporosis affects an estimated 200 million women according to the International Osteoporosis Foundation, or IOF, and causes more than 8.9 million fractures annually, which is equivalent to an osteoporotic fracture occurring approximately every three seconds. The IOF has estimated that 1.6 million hip fractures occur worldwide each year, and by 2050 this number could reach between 4.5 million and 6.3 million. The IOF estimates that in Europe alone, the annual cost of osteoporotic fractures could surpass €76 billion by 2050.

There are two main types of osteoporosis drugs currently available in the United States, anti-resorptive agents and anabolic agents. Anti-resorptive agents act to prevent further bone loss by inhibiting the breakdown of bone, whereas anabolic agents stimulate bone formation to build new, high-quality bone. According to industry sources, sales of these drugs in the United States, Japan and the five major markets in Europe exceeded \$6 billion in 2011. We believe there is a large unmet need in the market for osteoporosis treatment because existing therapies have shortcomings in efficacy, tolerability and convenience. For example, one current standard of care, bisphosphonates, an anti-resorptive agent, has been associated with infrequent but serious adverse events, such as osteonecrosis of the jaw and atypical fractures, especially of long bones. These side effects, although uncommon, have created increasing concern with physicians and patients. Many physicians are seeking alternatives to bisphosphonates. The two primary alternatives to bisphosphonates that are approved for the treatment of osteoporosis, Lilly's Forteo and Amgen's Prolia, had reported sales of approximately \$1.2 billion and \$700 million, respectively, in 2013. Forteo, a 34 amino acid recombinant peptide of human parathyroid hormone, is the only anabolic drug approved in the United States for the treatment of osteoporosis. We believe there is a significant opportunity for an anabolic agent that is able to increase BMD to a greater degree and at a faster rate than other approved drugs for the treatment of osteoporosis with added advantages in convenience and safety.

Our Solution—Abaloparatide

Abaloparatide is a novel synthetic peptide analog of PTHrP that we are developing as a bone anabolic treatment for osteoporosis. PTHrP, unlike parathyroid hormone, is critical in the formation of the skeleton, is involved in the regulation of bone formation and is able to rebuild bone with low associated risk of inducing the presence of too much calcium in the blood, known as hypercalcemia, as a side effect. We believe that abaloparatide is the most advanced PTHrP analog in clinical development for the treatment of osteoporosis and that it can provide the following advantages over other current standard of care treatments for osteoporosis:

- improved efficacy—greater bone build at hip and spine;
- faster benefit for building bone;
- shorter treatment duration;
- less hypercalcemia;
- no additional safety risks; and

- no refrigeration required in use.

Abaloparatide-SC. In August 2009, we announced positive Phase 2 data that showed Abaloparatide-SC produced faster and greater BMD increases at the spine and the hip with substantially less hypercalcemia than Forteo, the only approved anabolic agent for the treatment of osteoporosis in the United States. Specifically, our study demonstrated that total hip BMD showed a more than five-fold benefit of Abaloparatide-SC at a dose of 80µg over Forteo after 24 weeks. Abaloparatide-SC at 80µg increased mean lumbar spine BMD by 6.7% at 24 weeks, compared to 5.5% with Forteo, and by 12.9% at 48 weeks, compared to 8.6% with Forteo. A subsequent Phase 2 clinical trial announced in January 2014 also confirmed the results of the first clinical trial by demonstrating that Abaloparatide-SC produces increases in BMD from baseline in the spine and hip that are comparable to the earlier Phase 2 trial. In April 2011, we began dosing patients in a pivotal, multinational Phase 3 clinical trial designed to show that Abaloparatide-SC prevents new vertebral fracture compared to placebo. We completed enrollment in this Phase 3 clinical study in March 2013 and expect to report top-line 18-month fracture data at the end of the fourth quarter of 2014. If the data from this Phase 3 clinical trial are positive, we plan to submit the NDA and the MAA for Abaloparatide-SC in mid-2015. We expect commercial launch to follow in 2016 in the United States, if and when the FDA approves the NDA for Abaloparatide-SC, and in the EU if and when an MAA for Abaloparatide-SC is approved.

Abaloparatide-TD. Abaloparatide-TD is a convenient, short-wear-time transdermal patch formulation of abaloparatide with Phase 2 clinical results suggesting efficacy, safety and tolerability in the treatment of osteoporosis. In January 2014, we reported positive results from a Phase 2 clinical trial of Abaloparatide-TD which showed at each dose there was a statistically significant mean percent increase from baseline in BMD, as compared to placebo, at the lumbar spine. Additionally, at the 100 µg and 150 µg doses, there was a statistically significant mean percent increase from baseline in BMD, as compared to placebo, at the hip. In addition, there was a consistent dose effect observed with increasing doses of Abaloparatide-TD, with a statistically significant dosing trend seen for changes in both spine and total hip BMD. As a result, we believe that by offering an alternative to daily injections, Abaloparatide-TD, if approved, could further improve patient outcomes by increasing patient acceptance.

We currently plan to optimize Abaloparatide-TD to achieve efficacy comparable to that of Abaloparatide-SC. If Abaloparatide-SC is approved by the FDA, we believe that we will only need to conduct a single non-inferiority Phase 3 clinical trial comparing the change in lumbar spine BMD at 12 months for patients dosed with Abaloparatide-TD to patients dosed with Abaloparatide-SC to show that the effect of Abaloparatide-TD treatment is comparable to that of Abaloparatide-SC. If our clinical trials of Abaloparatide-SC and Abaloparatide-TD are successful, we expect to seek marketing approval of Abaloparatide-TD as a line extension of Abaloparatide-SC. The FDA approval of Abaloparatide-TD, and the timing of any such approval, is dependent upon the approval of Abaloparatide-SC.

Metastatic Breast Cancer

According to the World Health Organization, breast cancer is the second most common cancer in the world and the most prevalent cancer in women, accounting for 16% of all female cancers. The major cause of death from breast cancer is metastases, most commonly to the bone, liver, lung and brain. About 5% of patients have distant metastases at the time of diagnoses, and these patients have a 5-year survival rate of only 24%, compared with a greater than 98% survival rate for patients with only local disease. Importantly, even patients without metastases at diagnosis are at risk for developing metastases over time.

Approximately, 70% of breast cancers express the estrogen receptor, or ER, and depend on estrogen signaling for growth and survival. There are three main classes of therapies for ER-positive tumors available: aromatase inhibitors, or AIs; SERMs; and SERDs. AIs, which block the generation of estrogen, and SERMs, which selectively inhibit an ER's ability to bind estrogen, both block ER-dependent signaling but leave functional ERs present on breast cancer cells. For this reason, although these classes of drugs are effective as adjuvants for breast cancer, patients' tumors often acquire resistance to them by developing the ability to signal through the ER in a ligand-independent manner. SERDs, in contrast, are an emerging class of endocrine therapies that directly induce ER degradation. Therefore, these agents should be able to treat ER-dependent tumors without allowing ligand-independent resistance to develop, and they should also be able to act on AI- and SERM-resistant ER-positive tumors. Symptomatic BCBM occur in 10% to 16% of patients with metastatic breast cancer and are associated with particularly high morbidity and mortality. Current standard of care involves a combination of whole-brain radiotherapy, surgery or stereotactic radiosurgery, depending on the clinical context. These treatments are often only marginally effective, and are themselves associated with significant morbidity and mortality.

There is currently only one SERD approved for the treatment of ER-positive metastatic breast cancer, but there are no approved targeted therapies that cross the blood-brain barrier and can treat patients with ER-positive BCBM. We believe a significant opportunity exists for a SERD that can cross the blood-brain barrier to more effectively treat ER-positive BCBM and potentially delay or eliminate the need for radiation or surgery.

Our Solution—RAD1901

We are developing RAD1901 as a high-dose SERD in an oral formulation in Phase 1 clinical development for the treatment of BCBM. RAD1901 has been shown to bind with good selectivity to the estrogen hormone receptor and to have both estrogen-like and estrogen-antagonist effects in different tissues. In cell culture, RAD1901 does not stimulate replication of breast cancer cells, and antagonizes the stimulating effects of estrogen on cell proliferation. Furthermore, in breast cancer cell lines a dose dependent down regulation of ER, has been observed, a process we have shown to involve proteosomal mediated degradation pathway. In a model of breast cancer in which human breast cancer cells are implanted in mice and allowed to establish tumors in response to estrogen treatment, we have shown that treatment with RAD1901 results in decreased tumor growth. Studies with RAD1901 have established the pharmacokinetic profile, including demonstration of good oral bioavailability and the ability of RAD1901 to cross the blood-brain barrier, with therapeutic levels detectable in the brain. We believe that RAD1901 could offer the following advantages over other current standard of care treatments for BCBM:

- ability to penetrate the blood-brain barrier;
- oral administration; and
- treatment of hormone-resistant breast cancers.

In late 2014, we intend to advance the development of high-dose RAD1901 for the treatment of ER-positive BCBM with the initiation of a Phase 1b clinical trial.

Vasomotor symptoms

Vasomotor symptoms, such as hot flashes and night sweats, are common during menopause, with up to 85% of women experiencing them during the menopause transition, for a median duration of four years. In 2010, approximately 11.5 million women in the United States were in the 45 to 49 year age range upon entering perimenopause/menopause. In addition, most women receiving systemic therapy for breast cancer suffer hot flashes, often with more severe or prolonged symptoms than

women experiencing natural menopause. These symptoms can disrupt sleep and interfere with quality of life. An estimated two million women go through menopause every year in the United States, with a total population of 50 million postmenopausal women.

Historically, hormone replacement therapy, or HRT, with estrogen and/or progesterone was considered the most efficacious approach to relieving menopausal symptoms such as hot flashes. However, data from the Women's Health Initiative, or WHI, identified increased risks for malignancy and cardiovascular disease associated with estrogen therapy. Sales of HRT declined substantially after the release of the initial WHI data, but HRT remains the current standard of care for many women suffering from hot flashes. However, due to concerns about the potential long-term risks and contraindications associated with HRT, we believe that there is a significant need for new therapeutic options to treat vasomotor symptoms.

Our Solution—RAD1901

We are developing RAD1901 as a low dose SERM in an oral formulation for the treatment of vasomotor symptoms. We conducted a Phase 2 proof of concept study in 100 healthy perimenopausal women using four doses of RAD1901—10 mg, 25 mg, 50 mg and 100 mg—and placebo. While a classic dose-response effect was not demonstrated, at the 10 mg dose level RAD1901 achieved a statistically significant reduction in the frequency of moderate and severe hot flashes both by linear trend test and by comparison to placebo and in overall hot flashes at either the two-, three- or four-week time-points. A similar reduction in composite score—frequency \times severity of hot flashes—was identified at all time-points, with a statistically significant difference from placebo achieved at the two-, three- or four-week time-points.

We anticipate our next clinical study will be a Phase 2b study conducted in approximately 200 perimenopausal women experiencing a high frequency of hot flashes at baseline. The main study endpoints would be an assessment of the change in the frequency and severity of moderate and severe hot flashes.

Our Strategy

Our goal is to become a leading provider of therapeutics for osteoporosis and other serious endocrine-mediated diseases. To achieve this goal we plan to:

- **Advance the development and obtain regulatory approval of Abaloparatide-SC.** We are evaluating Abaloparatide-SC in an ongoing Phase 3 clinical trial for the treatment of osteoporosis and expect to report top-line 18-month fracture data at the end of the fourth quarter of 2014. If the results are positive, we plan to submit an NDA for Abaloparatide-SC in the United States, and an MAA in the European Union, in mid-2015.
- **Extend the lifecycle of abaloparatide through the continued development of Abaloparatide-TD.** We are developing Abaloparatide-TD as a short-wear-time transdermal patch and we anticipate, pending a favorable regulatory outcome, commercial launch two to three years after the first commercial sale of Abaloparatide-SC. If Abaloparatide-SC is approved by the FDA, we believe that we will only need to conduct a single non-inferiority Phase 3 clinical trial comparing the change in BMD for patients dosed with Abaloparatide-TD as compared to patients dosed with Abaloparatide-SC. If our clinical trials of Abaloparatide-SC and Abaloparatide-TD are successful, we expect to seek marketing approval of Abaloparatide-TD as a line extension of Abaloparatide-SC.
- **Establish internal sales and marketing capabilities to commercialize our product candidates in the United States .** We currently plan to commercialize any of our approved product candidates by developing an internal sales force focused on specialists in core strategic markets in the

United States. We believe that we can effectively target those markets using a sales force of approximately 150 representatives and that by doing so we can achieve a greater return on our product investment than if we license our products to third parties for sale. We plan to expand the use of our products to primary care physicians through selective co-promotion partnerships. Our management team has experience commercializing products in these core strategic markets, and understands the relevant sales, marketing and reimbursement requirements.

- **Selectively pursue collaborations to commercialize our product candidates outside the United States.** We intend to seek to enter into one or more collaborations for the commercialization of our approved product candidates in strategic markets in Europe and in other countries worldwide.
- **Continue to expand our product portfolio.** We plan to leverage our drug development expertise to discover and develop additional product candidates focused on serious endocrine-related diseases and conditions, including the development of RAD1901 as a potential treatment for ER-positive BCBM. We may also consider opportunistically expanding our product portfolio through in-licensing, acquisitions or partnerships.

Our Product Candidates

The following table identifies the product candidates in our current product portfolio, their proposed indication and stage of development:

	Preclinical	Phase 1	Phase 2	Phase 3
Abaloparatide-SC Osteoporosis <i>Subcutaneous Injection</i>				
Abaloparatide-TD Osteoporosis <i>Transdermal Patch</i>				
RAD1901 Breast Cancer Brain Metastases <i>Oral</i>				
RAD1901 Vasomotor Symptoms <i>Oral</i>				
RAD140 Cachexia / Frailty / Breast Cancer <i>Oral</i>				

Abaloparatide

Overview

Abaloparatide is a novel synthetic peptide analog of parathyroid hormone-related protein, or PTHrP, that we are developing as a bone anabolic treatment for osteoporosis. PTHrP, unlike PTH, is critical in the formation of the skeleton, is involved in the regulation of bone formation and is able to rebuild bone with low associated risk of inducing the presence of too much calcium in the blood, known as hypercalcemia, as a side effect. Human PTHrP (a protein of 139 to 173 amino acids) is different from PTH (a protein of 84 amino acids) in its structure and role. In 2009, the medical journal, *Nature Chemical Biology*, published the results of a study indicating that PTH (which primarily regulates calcium homeostasis and bone resorption) and PTHrP activate the same parathyroid hormone receptor, or PTHR1, but produce divergent effects in bone due to differences in receptor conformation selectivity, receptor localization and downstream cell signaling. Forteo is a 34 amino acid recombinant peptide of human parathyroid hormone. We believe that abaloparatide is the most advanced PTHrP analog in clinical development for the treatment of osteoporosis. We acquired and maintain exclusive worldwide rights, excluding Japan, to certain patents, data and technical information related to abaloparatide through a license agreement with an affiliate of Ipsen Pharma SAS, or Ipsen.

We are developing abaloparatide for the prevention of fractures in postmenopausal women at risk of fracture from severe osteoporosis. Recognizing both the therapeutic potential of abaloparatide in this indication as well as the drawbacks inherent in self-injection therapies in this population, we are also developing Abaloparatide-TD for transdermal administration of the product using a microneedle technology from 3M. We plan to develop and register Abaloparatide-SC as our lead product, with Abaloparatide-TD as a line extension that provides greater patient convenience. We believe the ability of Abaloparatide-TD to capitalize on the more extensive fracture study data of Abaloparatide-SC will allow the patch product to be accelerated through later-phase development without requiring its own fracture study.

Abaloparatide-SC

We are developing Abaloparatide-SC as a once daily sub-cutaneous injection of abaloparatide for the treatment of osteoporosis. We have completed two Phase 2 clinical trials of Abaloparatide-SC. We announced results from our first Phase 2 clinical trial in August 2009, which showed that Abaloparatide-SC produced faster and greater BMD increases at the spine and the hip with substantially less hypercalcemia than Forteo, the only approved anabolic agent for the treatment of osteoporosis in the United States. Specifically, our study demonstrated that total hip BMD showed a more than five-fold benefit of Abaloparatide-SC at a dose of 80µg over Forteo after 24 weeks. Abaloparatide-SC at 80µg increased mean lumbar spine BMD by 6.7% at 24 weeks, compared to 5.5% with Forteo, and by 12.9% at 48 weeks, compared to 8.6% with Forteo. In January 2014, we reported positive data from a second Phase 2 clinical trial of abaloparatide. Consistent with our Phase 2 clinical trial of Abaloparatide-SC completed in 2009, our second clinical trial demonstrated that patients who received a 80 µg dose of Abaloparatide-SC experienced increases in BMD from baseline in the lumbar spine (5.8% increase from baseline) and total hip (2.7% increase from baseline). In addition to the BMD results, these study results add to the safety data from the prior Phase 2 clinical study with Abaloparatide-SC, which demonstrated that abaloparatide is generally safe and well tolerated.

Based upon guidance we have received from the FDA in 2012, we believe that a successful, single pivotal placebo-controlled, comparative Phase 3 fracture study will be sufficient to support approval of Abaloparatide-SC for the treatment of osteoporosis in the United States. In April 2011, we commenced our ongoing Phase 3 trial, which completed enrollment in March 2013 with 2,463 subjects. The trial was designed to enroll 2,400 subjects that would be randomized equally to receive daily doses of one of the following: 80 µg of abaloparatide, a matching placebo, or the approved dose of 20 µg of Forteo for

18 months. The study is designed to test our belief that abaloparatide is superior to placebo for prevention of vertebral fracture and to Forteo for greater BMD improvement at major skeletal sites and for a lower occurrence of hypercalcemia. We believe the study will also show that BMD gains for abaloparatide patients will occur earlier than for Forteo patients. The study will also include a 6-month extension period during which patients will receive an approved alendronate therapy in order to obtain 24-month fracture data requested by the FDA.

Before we submit an NDA to the FDA for Abaloparatide-SC as a treatment for osteoporosis, we must complete our pivotal Phase 3 clinical trial based upon 18-month fracture data, a carcinogenicity study in rats, and bone quality studies in rats and monkeys. We also may need to complete several additional studies including, a thorough QT Phase 1 study, a Phase 1 pharmacokinetic, or PK, study in renal patients, a Phase 1 absolute bioavailability PK study and several drug interaction studies. Assuming we do not encounter any unforeseen delays during the course of developing Abaloparatide-SC, we expect to present top-line 18-month fracture data at the end of the fourth quarter of 2014. If the data from this Phase 3 clinical trial are positive, and we have completed the other necessary trials, we plan to submit the NDA for Abaloparatide-SC in mid-2015. We expect commercial launch to follow in the United States, if and when the FDA approves the NDA for Abaloparatide-SC.

We understand that Phase 3 clinical trials with similar size, design and endpoints as our Phase 3 clinical trial have been sufficient to support registration with the European Medicines Agency, or the EMA, for other bone anabolic drugs used to treat women with osteoporosis in the European Union, or the EU. In December 2012, we met with the Swedish Medical Products Agency, or the MPA, to review the design and the overall progress of the Phase 3 clinical trial. The MPA confirmed that the program, based on the current single pivotal trial design, could support the submission and potential approval of an MAA in the EU, depending on the results of the Phase 3 clinical trial.

Abaloparatide-TD

We are developing Abaloparatide-TD as a line extension of Abaloparatide-SC in a short-wear-time transdermal patch formulation. In January 2014, we reported positive data from our Phase 2 clinical trial of Abaloparatide-TD. The results demonstrated that for each Abaloparatide-TD dose there was a statistically significant mean percent increase from baseline in BMD at the lumbar spine, as compared to placebo. For the 100 µg and 150 µg Abaloparatide-TD doses, there was also a statistically significant mean percent increase from baseline in BMD at the hip, as compared to placebo. The highest Abaloparatide-TD dose of 150 µg produced increases in BMD from baseline in the lumbar spine and total hip of +2.9% and +1.5%, respectively, compared to changes in the placebo group of +0.04% and -0.02%, respectively. In addition, there was a consistent dose effect seen with increasing doses of Abaloparatide-TD, with a statistically significant dosing trend seen for changes in both spine and total hip BMD. Further, the overall tolerability and safety profile was acceptable, there were no clinically significant signs of anti-abaloparatide antibodies, and patient ratings of patch adhesion and local skin response to the transdermal patch technology were also acceptable.

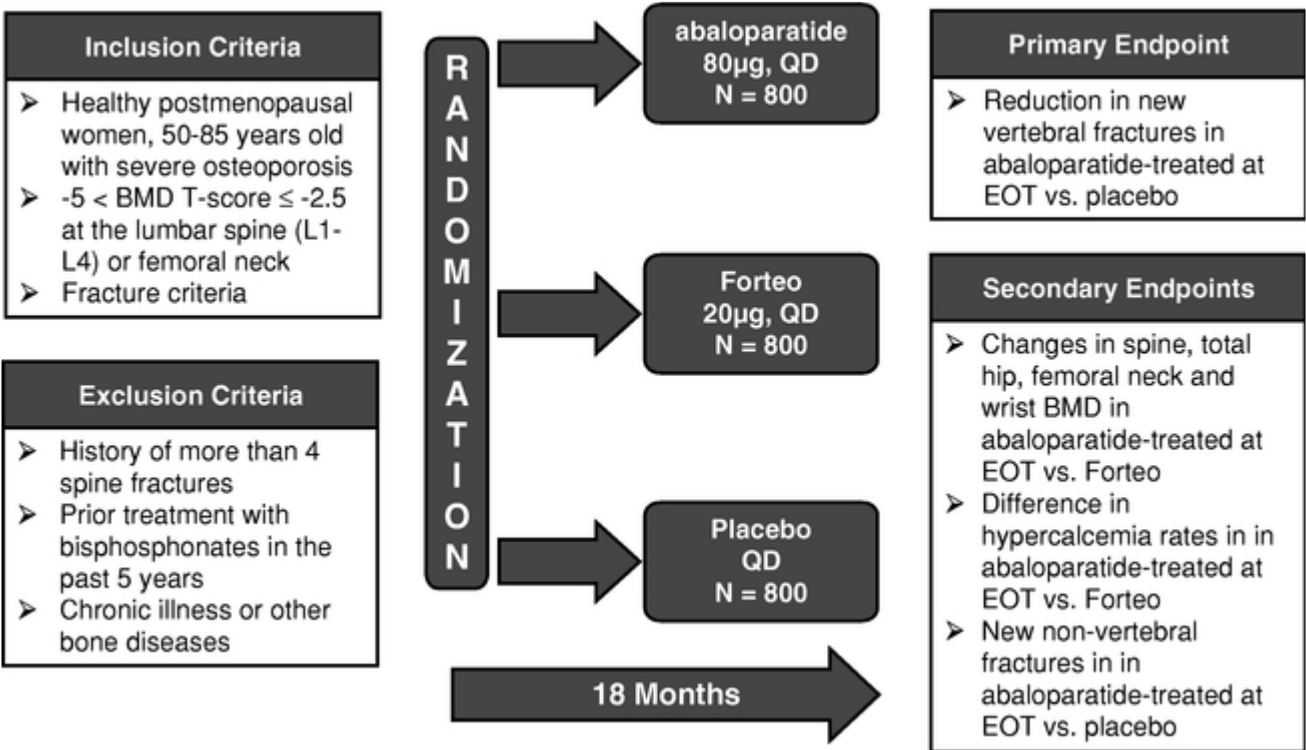
In order to further enhance BMD efficacy, we currently plan to modify the pharmacokinetic profile of Abaloparatide-TD to more closely resemble that of Abaloparatide-SC. If Abaloparatide-SC is already approved by the FDA, we believe that we will only need to conduct a single non-inferiority Phase 3 clinical trial comparing the change in lumbar spine BMD at 12 months for patients dosed with Abaloparatide-TD to patients dosed with Abaloparatide-SC to confirm that the effect of Abaloparatide-TD treatment is comparable to that of Abaloparatide-SC. If our clinical trials of Abaloparatide-SC and Abaloparatide-TD are successful, we expect to seek marketing approval of Abaloparatide-TD as a line extension of Abaloparatide-SC. The FDA approval of Abaloparatide-TD, and the timing of any such approval, is dependent upon the approval of Abaloparatide-SC.

Pivotal Phase 3 Clinical Trial of Abaloparatide-SC

In April 2011, we commenced our ongoing Phase 3 trial, which completed enrollment in March 2013. The trial completed enrollment with 2,463 patients at 28 medical centers in 10 countries in the United States, Europe, Latin America and Asia. Patients in the trial are randomized equally to receive daily doses of one of the following for 18 months: 80 µg of abaloparatide; a matching placebo or the approved dose of 20 µg of Forteo.

On February 15, 2012, we received a letter from the FDA stating that, after internal consideration, the agency believes that a minimum of 24-month fracture data are necessary for approval of new products for the treatment of postmenopausal osteoporosis. Our ongoing Abaloparatide-SC pivotal Phase 3 clinical study is designed to produce fracture data based on an 18-month primary endpoint. The FDA's letter solicited a meeting to review the status of our Phase 3 clinical study and discuss options for fulfilling the FDA's new request for 24-month fracture data in the context of the ongoing Phase 3 study. We subsequently met with the FDA on March 21, 2012 to discuss satisfying the 24-month data request while preserving the current 18-month primary endpoint. Based upon our discussion with the FDA, we believe that continued use of the 18-month primary endpoint will be acceptable, provided that our NDA includes the 24-month fracture data derived from a 6-month extension of the abaloparatide 80 µg and placebo groups in our Phase 3 study that will receive an approved alendronate (generic Fosamax) therapy for osteoporosis management. We intend to submit the NDA with the 24-month fracture data.

Study population —The study enrolled otherwise healthy ambulatory women aged 50 to 85 (inclusive) who had been postmenopausal for at least five years, met the study entry criteria and had provided written informed consent. Osteoporosis is defined as when a patient's t-score is less than or equal to -2.5, meaning that the patient has a BMD that is two and one-half standard deviations below the mean BMD of an ethnically matched thirty year old man or woman, as applicable. The women enrolled in the study have a BMD t-score ≤ -2.5 and > -5.0 at the lumbar spine or hip (femoral neck) by dual energy x-ray absorptiometry, or DXA, and radiological evidence of two or more mild or one or more moderate lumbar or thoracic vertebral fractures, or history of low trauma forearm, humerus, sacral, pelvic, hip, femoral or tibial fracture within the past five years. Postmenopausal women older than 65 who met the above fracture criteria but had a t-score of ≤ -2.0 and > -5.0 could also be enrolled. Women older than 65 who did not meet the fracture criteria could also be enrolled if their t-score was ≤ -3.0 and > -5.0 . All patients were to be in good general health as determined by medical history, physical examination (including vital signs) and clinical laboratory testing. We believe this study population contains a patient population reflective of the type of severe osteoporosis patients that specialists will treat in their practices.



The 2,463 eligible patients were randomized equally to receive one of the following for 18 months:

- abaloparatide at a dose of 80 µg;
- a matching placebo; or
- Forteo at a dose of 20 µg.

The study drug was blinded to patients and medical personnel until the randomization process was completed. Treatment with abaloparatide at a dose of 80 µg or placebo will remain blinded to all parties throughout the study. Forteo comes as a proprietary prefilled drug and device combination that cannot be repackaged. Therefore, its identity cannot be blinded to treating physicians and patients once use begins. Study medication will be self-administered daily by subcutaneous injection for a maximum of 18 months. All enrolled patients will also receive calcium and vitamin D supplementation from the time of enrollment until the end of the treatment period. It will be recommended to patients that they also continue these supplements through the one month follow-up period.

Primary efficacy endpoints —The primary efficacy endpoint will be the number of patients treated with Abaloparatide-SC that show new vertebral fractures at end-of-treatment when compared to placebo as evaluated by a blinded assessor according to a standardized graded scale of severity of the vertebral deformity. The sample size per treatment arm provides 90% power at a two-sided alpha to detect a superiority difference on vertebral fracture incidence between placebo patients and those who receive Abaloparatide-SC at a dose of 80 µg.

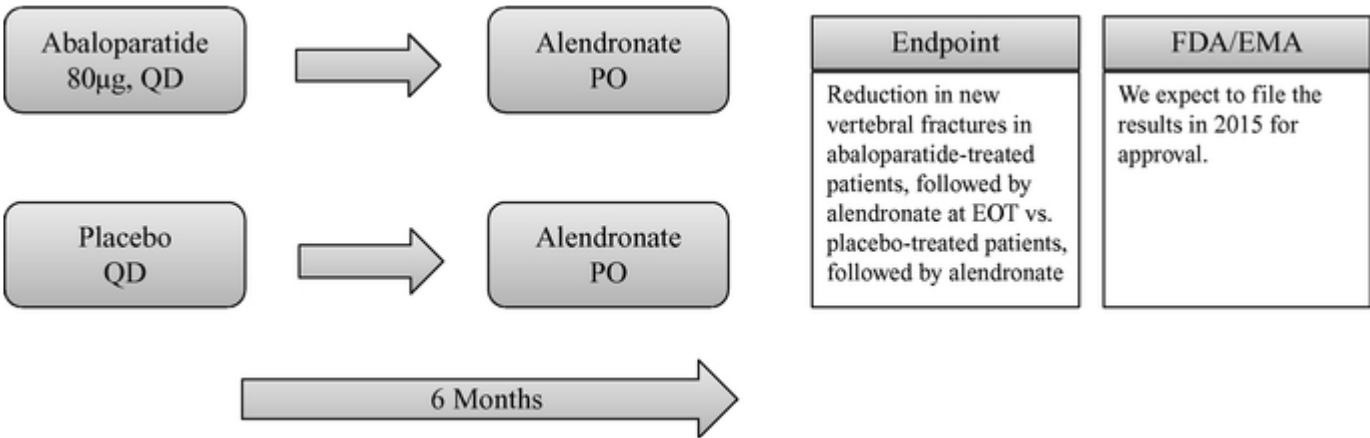
Secondary efficacy endpoints —Secondary efficacy parameters will also include reduction in the incidence of non-vertebral fractures to the wrist, hip and rib, for example, and reduction in moderate and severe vertebral fractures from baseline to end-of-treatment. Other secondary efficacy endpoints will include changes in BMD of the spine, hip, femoral neck and wrist from baseline to end-of-treatment as assessed by DXA and as compared to Forteo, as well as the number of

hypercalcemic events in Abaloparatide-SC treated patients when compared to Forteo at end-of-treatment.

Additional secondary endpoints will include change in standing height and changes in serum bone formation markers across treatment, such as PINP, osteocalcin and bone-specific alkaline phosphatase.

Extension study design.

Each of the abaloparatide 80 µg and placebo groups in our Phase 3 study will be eligible to continue in an extension study and will receive an approved alendronate (generic Fosamax) therapy for osteoporosis management. A key endpoint of the extension study will be the reduction in new vertebral fractures at up to 24 months in all randomized patients, including abaloparatide-treated and placebo-treated patients who are treated with alendronate at the end of treatment.



Safety outcomes —Safety evaluations to be performed will include physical examinations, vital signs, 12-lead electrocardiograms, or ECGs, clinical laboratory tests and monitoring and recording of adverse events. Specific safety assessments will include post-dose (four hours) determination of serum calcium, determination of creatinine clearance, post-dose ECG assessments at selected visits and assessments of postural hypotension (60 minutes post-dose) at selected clinic visits.

Bone biopsy of the iliac crest will be performed in a subset of patients receiving abaloparatide at a dose of 80 µg and placebo for assessment of bone quality and quantitative bone histomorphometry which is the quantitative study of the microscopic organization and structure of the bone tissue, and will be read blinded to treatment by an independent blinded assessor. Renal safety will be further evaluated in a subset of approximately 100 patients in each treatment group by renal computed tomography, or CT, scan.

Overall study safety is being monitored by an independent DSMB.

Abaloparatide-SC Phase 2 Clinical Trial

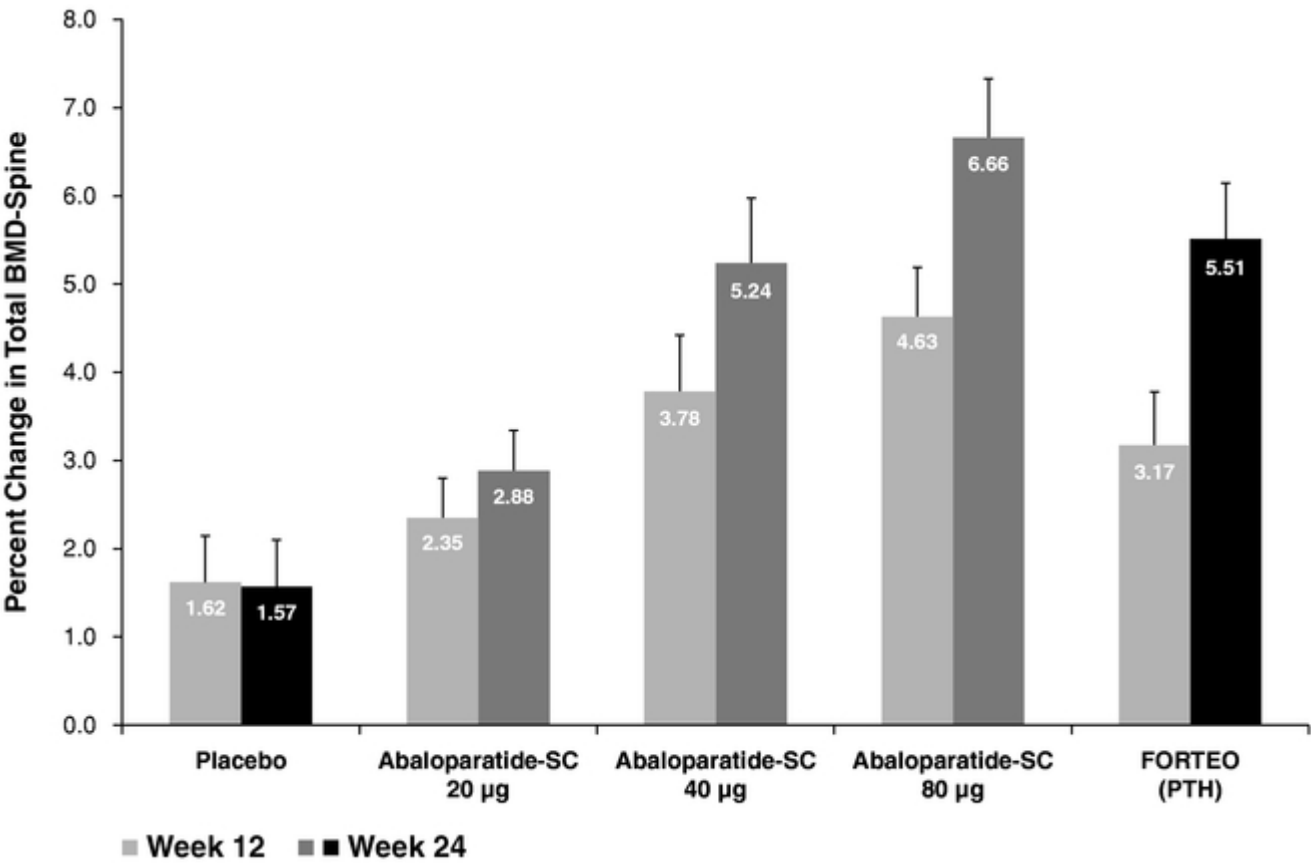
We conducted a randomized, placebo-controlled, parallel group dose-finding Phase 2 study (Study BA058-05-002) in the United States, Argentina, India and the United Kingdom. A total of 270 patients (mean age: 65 years) entered the pretreatment period, 222 patients were randomized, and 221 patients received study treatment and were analyzed in the intent-to-treat, or ITT, population with 55 continuing into an additional 24 weeks of treatment. A total of 155 patients were included in the efficacy population (per protocol) in the initial 24 weeks of treatment. The purpose of the study was to evaluate the safety and efficacy of daily injections of Abaloparatide-SC in women with osteoporosis. Postmenopausal women between the ages of 55 and 85 (inclusive) who had a BMD t-score ≤ -2.5 at the lumbar spine or hip (femoral neck) by DXA or a BMD t-score ≤ -2 and a prior low trauma fracture or an additional risk factor were candidates for this study. The study evaluated the effects of

Abaloparatide-SC at multiple doses (placebo, 20 µ g, 40 µ g and 80 µ g) on recovery of BMD, a marker of fracture risk, and on biomarkers of anabolic and resorptive activity in bone. The study also included a Forteo treatment arm for reference. After the initial 24 weeks of treatment, eligible patients were offered a second 24 weeks of their assigned treatment. Safety was assessed throughout the study and reported on at both 24 weeks and 48 weeks. Abaloparatide-SC and placebo were self-administered using a prefilled cartridge in a pen-injector device. Forteo was self-administered as the marketed product at the approved dose of 20 µ g per day by subcutaneous injection. Four weeks prior to start of treatment, patients began taking calcium and vitamin D supplements that continued throughout the study.

Initial 24 weeks of treatment —The following tables depict the percent change in total BMD-spine and BMD-hip at 12 and 24 weeks for each of arm of the trial.

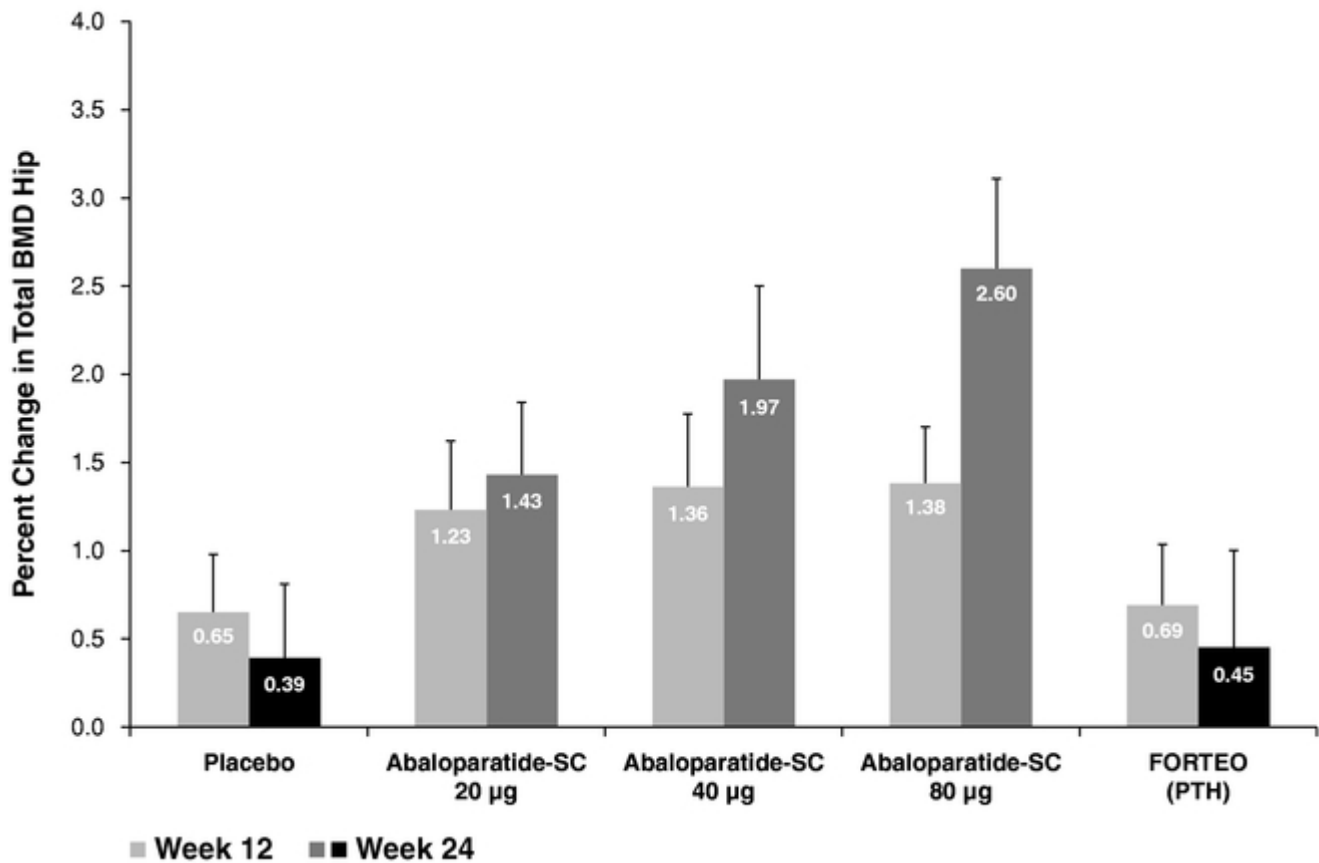
In the ITT population, the mean percent change from baseline at week 12 in lumbar spine BMD (active treatment—placebo) for Abaloparatide-SC 40 µ g and 80 µ g groups were statistically significant ($p = 0.0013$ and $p < 0.001$, respectively). The difference was not statistically significant in the Abaloparatide-SC 20 µ g group, in the placebo group or in the Forteo group ($p = 0.055$). At week 24, the mean percent change from baseline continued to increase and was statistically significantly proportional to dose ($p < 0.001$) as shown in Figure A below. Again, the mean gain in total spine BMD was statistically significant for Abaloparatide-SC 40 µ g ($p < 0.001$) and 80 µ g ($p < 0.001$) groups. The mean BMD gain at week 24 was also statistically significant for the Forteo group ($p < 0.001$). The difference was not statistically significant in the Abaloparatide-SC 20 µ g group or in the placebo group. The response of lumbar spine BMD to Abaloparatide-SC was dose dependent, and the 80 µ g Abaloparatide-SC dose produced a larger percentage increase in BMD at the lumbar spine than the approved 20 µ g Forteo dose.

Figure A—Mean Standard Error of the Mean (SEM) Percent Change from Baseline at weeks 12 and 24 in Total Spine BMD (ITT Population, N =221)



An even greater proportional response in BMD was elicited in the hip region. By week 24, mean percent changes in total hip BMD were 0.4%, 1.4%, 2.0% and 2.6% for the placebo, abaloparatide at a dose of 20 µg, abaloparatide at a dose of 40 µg, and abaloparatide at a dose of 80 µg groups, respectively. Mean percent change in the Forteo (0.5%) group was similar to placebo as shown in Figure B below. The change in total hip BMD showed a dose response to Abaloparatide-SC and a more than five-fold benefit of abaloparatide at a dose of 80 µg over Forteo. A similar relative benefit of abaloparatide at a dose of 80 µg over Forteo was seen in all regions of the hip.

Figure B—Mean (SEM) Percent Change from Baseline at weeks 12 and 24 in Total Hip BMD (ITT Population, N=221)



Abaloparatide-SC also induced a dose-dependent rise in major markers of bone anabolic activity, including P1NP, bone specific alkaline phosphatase, or BSAP, and osteocalcin. The response to Forteo was somewhat greater for anabolic markers and bone resorption markers (C-telopeptides of type I collagen crosslinks, or CTX, and N-telopeptides of type I collagen crosslinks, or NTX), consistent with published data, suggesting a close of the anabolic window and attenuation in the anabolic benefit of continued Forteo administration. While elevated over baseline, the Abaloparatide-SC patient group maintained lower levels of resorption markers (CTX) throughout the study period as compared to Forteo. We believe abaloparatide may demonstrate a lengthening of the anabolic window as compared to Forteo.

Abaloparatide-SC was well tolerated at all doses and safety events were consistent with usual medical events in a study population of this age and gender. The safety profile was also similar to that of Forteo and there were no treatment-related serious adverse events, or SAE's. Adverse events were reported by 74% of patients in the first six months of treatment, with a similar incidence across all treatment groups. The majority of on-treatment events were mild-to-moderate in severity and there were no deaths reported. Seven subjects discontinued due to adverse events: one in the abaloparatide

20 µg group, one in the abaloparatide 40 µg group, three in the abaloparatide 80 µg group and two in the Forteo group. Eight patients (four percent) experienced at least one SAE and the incidence of such events was similar across treatment groups. Five SAEs, unrelated to treatment, were reported in three patients. Local tolerance at the injection site was similar across treatment groups and fewer than 20% of subjects reported any symptoms, such as redness at the injection site across the many months of injections.

The level of calcium in the blood, known as serum calcium levels, were monitored throughout the study and clinically significant elevated levels (greater than or equal to 10.5 milligrams per deciliter, or mg/dL) were observed in 40% of the Forteo group while also observed in four percent, 12%, 19% and 18% of the placebo, Abaloparatide-SC at doses of 20 µg, 40 µg and 80 µg groups, respectively. Most elevations were noted at the four-hour post-injection time point.

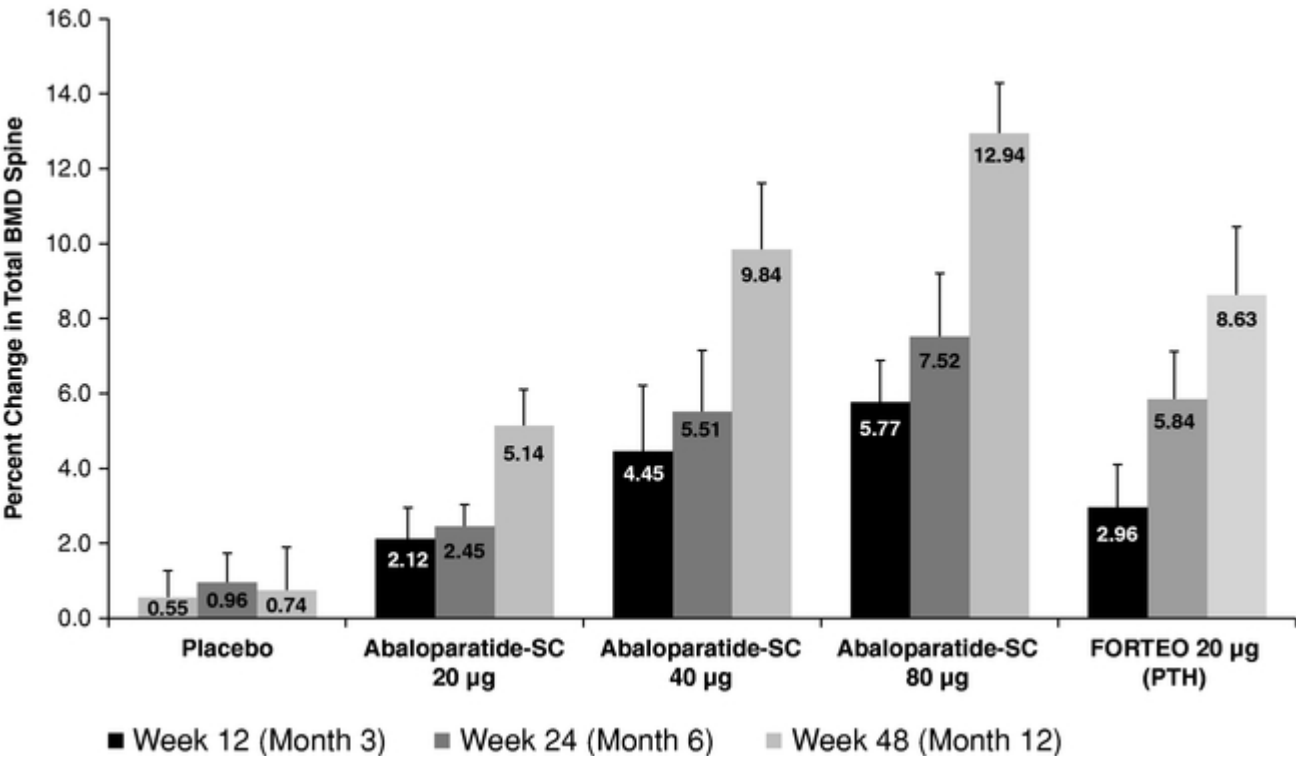
Blood pressure was assessed throughout the study for postural change. Postural changes in blood pressure (predetermined level of change in systolic or diastolic from lying to standing) were reported in seven patients, including 0%, 5%, 2%, 2% and 7% of patients in the placebo, Abaloparatide-SC 20 µg, 40 µg, 80 µg and Forteo groups, respectively. Pre-dose postural changes in blood pressure were similar across treatment groups. There were no clinically meaningful differences in ECG parameters between the placebo and active treatment groups.

Sixteen patients had low titer antibodies against abaloparatide after 24 weeks of treatment. Of these, five were in the abaloparatide 20 µg group, six were in the abaloparatide 40 µg group and five were in the abaloparatide 80 µg group. There were no associated safety events or attenuation of treatment efficacy. One antibody- positive patient in the Abaloparatide-SC 40 µg group was found to have possible evidence of neutralizing activity using an in vitro assay at 24 weeks without evidence of attenuation of drug efficacy; the patient achieved a 9.3% gain in total spine BMD at the week 24 assessment.

Extended 24 weeks of treatment —Patients who completed the initial 24 weeks of treatment and continued to meet eligibility criteria were offered participation in the 24-week extension study in which they would continue their assigned treatment. On completion of the regulatory process to approve the study extension, 69 patients remained eligible and 55 participated, including 13, 10, 7, 11 and 14 patients in Abaloparatide-SC 20 µg, 40 µg, 80 µg, placebo and Forteo groups, respectively. Forty-eight patients completed the extended treatment period.

BMD continued to increase during the extended 24 weeks of treatment, with the largest percent increases in total spine BMD, femoral neck BMD and total hip BMD observed in the Abaloparatide-SC 80 µg group, as shown in Figure C below. By week 48, mean percent changes in spine BMD were 0.7%, 5.1%, 9.8% and 12.9% for the placebo, Abaloparatide-SC 20 µg, Abaloparatide-SC 40 µg and Abaloparatide-SC 80 µg, groups, respectively, while mean percent change from baseline in the Forteo group was 8.6%. At week 48, the mean femoral neck BMD in the Abaloparatide-SC 80 µg group gained 4.1% compared to the mean of the Forteo group at 2.2%. The total gain in hip BMD was 0.7%, 2.0%, 2.1% and 2.7% for the placebo, Abaloparatide-SC 20 µg, Abaloparatide-SC 40 µg and Abaloparatide-SC 80 µg groups, respectively, compared to 1.3% for the Forteo group.

Figure C—Mean (SEM) Percent Change from Baseline at weeks 12, 24 and 48 in Total Spine BMD (Extension Population, N=55)



No treatment-related SAEs or deaths were reported during this time period. Two patients discontinued treatment, one for bilateral femoral hernias (Abaloparatide-SC 80 µg) and one for moderate syncope (Abaloparatide-SC 40 µg). Study-related adverse events occurred in a similar proportion of patients in each treatment group across the 52-week study period and the majority of events were mild or moderate in severity. The profile of events was not different during the second 24 weeks of study treatment.

Non-Head-to-Head Comparison of Abaloparatide-SC and Amgen Anti-sclerostin Antibody Phase 2 Study Results

Our Abaloparatide-SC Phase 2 clinical study used substantially similar patient inclusion and exclusion criteria as a study completed by Amgen of the use of a human anti-sclerostin antibody, romosozumab or AMG 785, for the treatment of osteoporosis. A comparison of the 6-month and 12-month spine BMD results of the AMG 785 study at the 210 mg once-monthly subcutaneous dosing regimen, including both patients treated with AMG 785 and a control group of patients treated with Forteo, and our Abaloparatide-SC study at the 80 mcg single daily subcutaneous dose are set forth in the following table. While we believe the comparison is useful in evaluating the results of our Phase 2 clinical study of Abaloparatide-SC, the Abaloparatide-SC and AMG 785 studies were separate trials conducted at different sites, and we have not conducted a head-to-head comparison of the drugs in a single clinical trial. Results of an actual head-to-head comparison study may differ significantly from those set forth in the following table. In addition, because the Abaloparatide-SC and AMG 785 studies were separate studies and because the Abaloparatide-SC Phase 2 clinical study involved a lesser

number of patients, differences between the results of the two studies may not be statistically or clinically meaningful.

Product	Abaloparatide-SC Phase 2(1)		AMG 785 Phase 2(2)	
	Abaloparatide	Forteo	AMG 785	Forteo
Dose	80 mcg	20 mcg	210 mg	20 mcg
Dosing frequency	Daily	Daily	Monthly	Daily
No. of Injections per dose	1	1	3	1
Type of Injection	Self	Self	Physician	Self
Spine Mean Percent BMD Change from Baseline—24 weeks / 6 months	+6.7%	+5.5%	+8.2%	+4.8%
Spine Mean Percent BMD Change from Baseline—48 weeks / 12 months	+12.9%	+8.6%	+11.3%	+7.1%
Femoral Neck Mean Percent BMD Change from Baseline—48 weeks / 12 months	+4.1%	+2.2%	+3.7%	+1.1%

(1) Abaloparatide-SC Study n=221 (24 weeks) and n=55 (48 weeks), 5 arms

(2) AMG 785 Study n=419 (12 months), 9 arms

Abaloparatide-SC Phase 1 Clinical Trials

We have completed three Phase 1 clinical trials of Abaloparatide-SC. Together with our Phase 2 clinical trials and ongoing Phase 3 clinical trial, over 1,300 patients have received the drug. The results of our Phase 1 clinical trials suggest that Abaloparatide-SC is safe and well tolerated at doses of up to 100 µg administered once daily. These studies also demonstrated that abaloparatide was 100% bioavailable, meaning it was absorbed completely, when administered subcutaneously, and that it was rapidly cleared from the circulation.

Abaloparatide-TD Phase 2 Clinical Trials

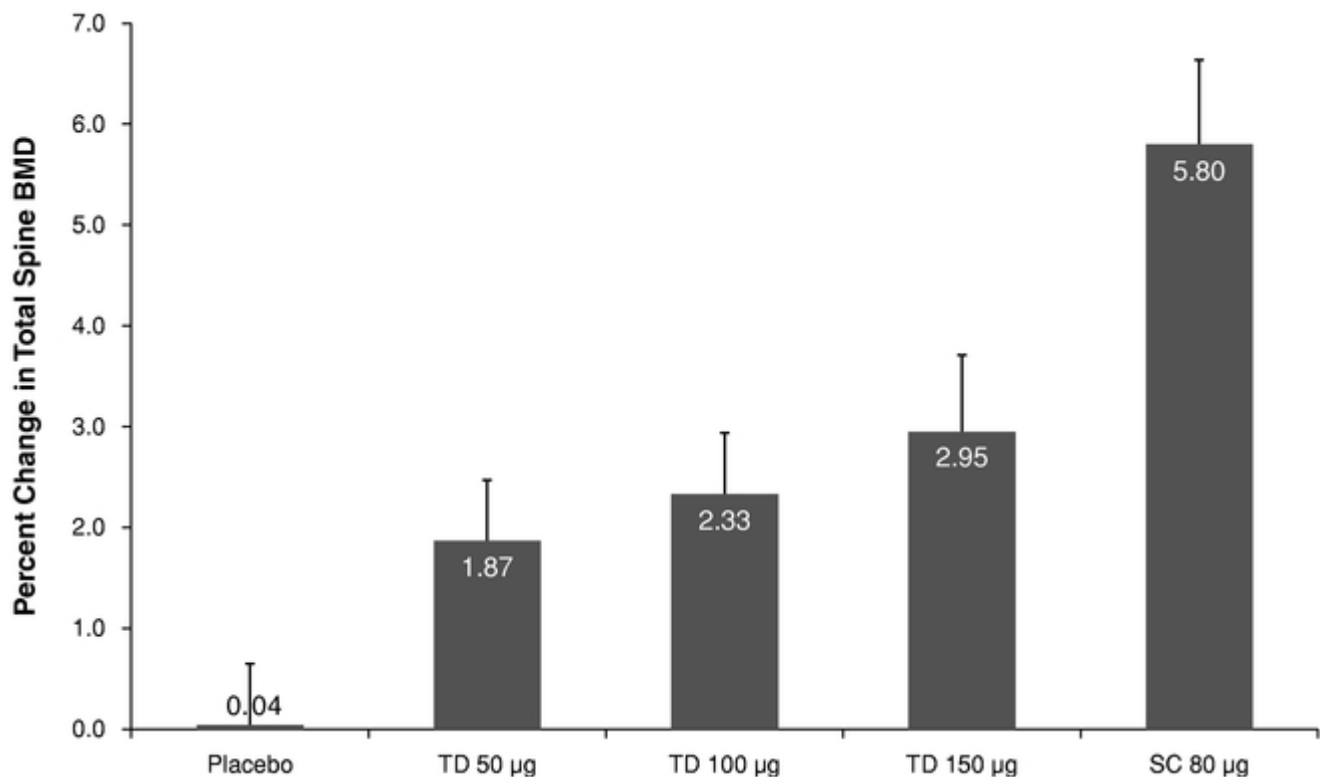
We conducted a randomized, double-blind, placebo-controlled, Phase 2 clinical trial of abaloparatide administered via a coated transdermal microarray delivery system in healthy postmenopausal women with osteoporosis. This study was conducted in nine centers in the United States, Denmark, Poland and Estonia. The primary objective of this study was to determine the clinical safety and efficacy of Abaloparatide-TD as assessed by changes in BMD when compared to a transdermal placebo and Abaloparatide-SC. Postmenopausal women between the ages of 55 and 85 (inclusive) who had a BMD t-score ≤ -2.5 at the lumbar spine or hip (femoral neck) by DXA or a BMD t-score ≤ -2 and a prior low trauma fracture or an additional risk factor were candidates for this study. Abaloparatide-TD was administered via a spring-loaded applicator and Abaloparatide-SC was administered by a multi-use pen injector into which a multi-dose glass cartridge was inserted. Four weeks prior to the start of treatment, subjects began taking calcium and vitamin D supplements which were continued throughout the study. The study drug was to be administered once daily for a total of six months.

A total of 372 subjects were screened and 250 were randomized to treatment in one of five treatment regimens: transdermal placebo, Abaloparatide-TD at doses of 50 µg, 100 µg, and 150 µg or Abaloparatide-SC at a dose of 80 µg. Two hundred and forty-nine subjects were included in the safety population and 231 subjects were included in the modified intent-to-treat, or mITT, population.

In the mITT population, the mean percent change from baseline in total spine BMD after six months of treatment increased with Abaloparatide-TD dose (0.04%, 1.87%, 2.33% and 2.95% in the placebo, Abaloparatide 50 µg, 100 µg and 150 µg groups, respectively). The test for a dose response

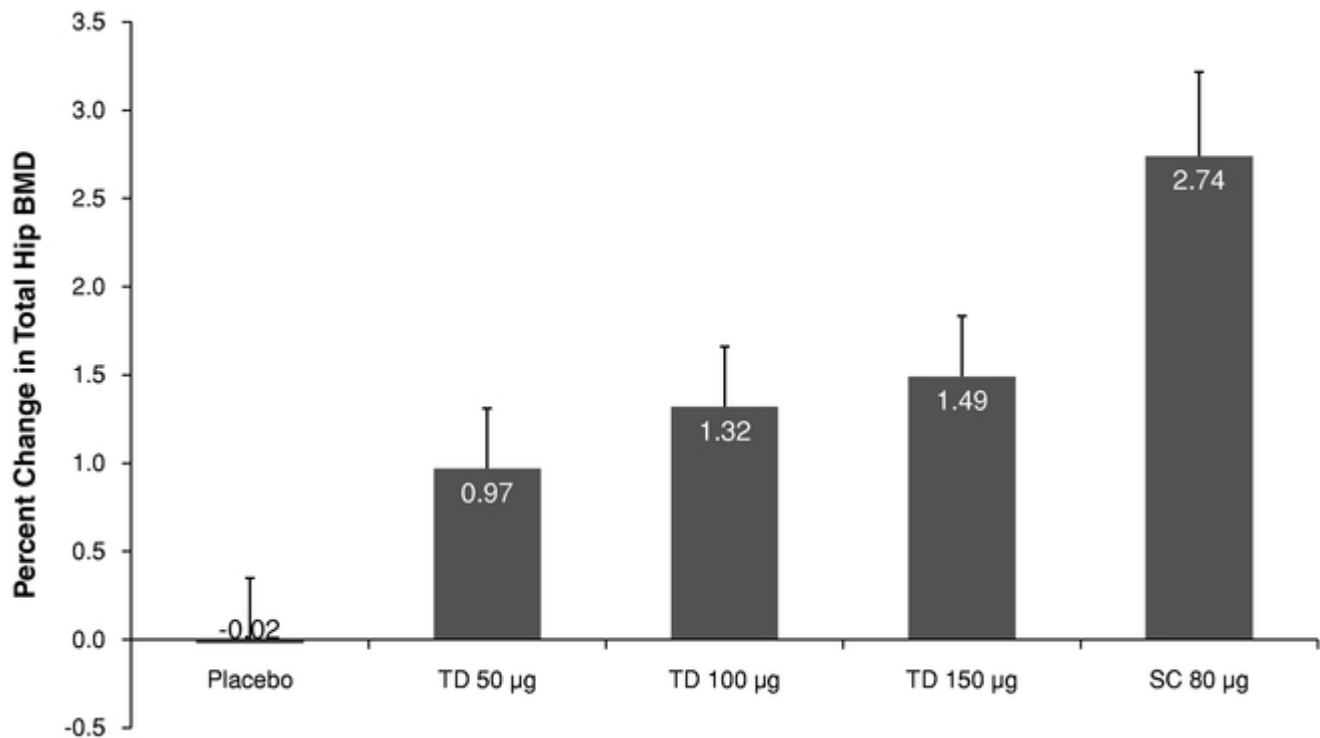
was statistically significant (<0.0001). The mean differences (active treatment—placebo) of the percent change from baseline in total spine BMD at six months were 1.83%, 2.29% and 2.91% in the Abaloparatide-TD 50 μg , 100 μg , and 150 μg groups, respectively. The results for all Abaloparatide-TD dose groups were statistically significantly better than placebo ($p=0.0066$, 0.0005 , and <0.0001 , respectively).

Figure D—Mean (SEM) Percent Change from Baseline at Six Months in Total Spine BMD



Similar to the findings in the spine, the mean percent change from baseline in total hip BMD after six months of treatment also increased with Abaloparatide-TD dose (-0.02% and 0.97%, 1.32% and 1.49% in the placebo, abaloparatide 50 μg , 100 μg and 150 μg groups. The mean differences (active treatment—placebo) of the percent change from baseline in total hip BMD at six months were 0.99%, 1.33% and 1.51% in the abaloparatide 50 μg , 100 μg , and 150 μg groups, respectively; the results for the 100 μg and 150 μg Abaloparatide-TD dose groups were statistically significantly better than placebo ($p=0.0056$ and 0.0018 , respectively).

Figure E—Mean (SEM) Percent Change from Baseline at Six Months in Total Hip BMD



Analysis of adverse events was performed on treatment-emergent adverse events, or TEAEs. There were no apparent differences between the TEAE profiles across the five treatment groups. Overall, nasopharyngitis, headache, and influenza were the most frequently reported TEAEs. There were 9 serious TEAEs reported, one in the placebo group, two in the 100 µg group, two in the 150 µg group and four in the Abaloparatide-SC group. No subjects died during the course of this study. All of the events were consistent with medical events in women with postmenopausal osteoporosis, and none of the events were considered to be related to treatment with study medication.

Assessment of local tolerance consisted of daily self-evaluation by the subject of any dermal reaction for two months during the course of the study using scales that ranged from 0 to 3 or 6, with 0 indicating no effect. In general, the types of symptoms reported were similar across the treatment groups, with dermal response and swelling being the effects most frequently reported. In an initial analysis, detectable antibodies against abaloparatide were noted in a subset of patients. However, these antibodies were of low titer, and there was no evidence of an effect on safety or attenuation of treatment efficacy.

Abaloparatide-TD Phase 1 Clinical Trials

We have completed three Phase 1 clinical trials that collectively evaluated the safety, PK, time course of delivery and dose ranging. Abaloparatide-TD was characterized by a rapid release of abaloparatide with a faster time to reach peak concentration as well as more rapid elimination in plasma compared to Abaloparatide-SC. Peak transdermal drug levels were consistent with Abaloparatide-SC. An optimal wear time of five minutes or less was identified as well as effective sites of application. Abaloparatide-TD showed an increase in the bone-formation marker P1NP in serum after seven days of exposure, consistent with bone-building activity, and was shown to be safe and well tolerated in all doses studied.

We have completed several preclinical studies of abaloparatide, and the following has been shown:

- Abaloparatide is a potent selective agonist of the human PTH type 1 receptor (PTHr1), with binding selectivity for the RG vs R0 receptor conformation compared to PTH(1-34) and greater selectivity than PTHrP(1-34);
- In models of calcium mobilization, abaloparatide has significantly less calcium mobilizing activity at higher doses than the native PTHrP(1-34), and less activity than PTH(1-34);
- Abaloparatide-SC stimulates the formation of normal, well-organized bone and restores BMD in ovariectomized (OVX), osteopenic rats and primates. Mechanical testing of bones from OVX rats after treatment with Abaloparatide-SC revealed a significant increase in femur and vertebral bone strength. Similar studies in rats with Abaloparatide-TD show comparable restoration of bone;
- Abaloparatide-SC was generally well tolerated over a wide range of doses in two species, rats and primates, for up to six months and nine months, respectively; and
- Safety pharmacology studies demonstrated no respiratory, gastroenterologic, hematologic, renal or central nervous system effects.

A two-year subcutaneous injection carcinogenicity study of abaloparatide in Fischer 344 albino rats was conducted to assess the carcinogenic potential of abaloparatide. The study was conducted according to the provisions set forth in Guidance ICH-S1A, ICH-S1B, and ICH-S1C(R2), and the design was accepted by the FDA on July 15, 2009. This study evaluated three abaloparatide dose levels. The doses were selected based upon findings and tolerance in completed long-term rat toxicology studies and the anticipated tolerance over a two-year dosing period. Furthermore, the doses represent an exposure multiple over maximum clinical doses. The study included a cohort of rats being dosed with a daily subcutaneous injection of PTH(1-34) as a positive control, as it was anticipated that osteosarcomas would be observed with this treatment, as previously published for both rhPTH(1-34) and rhPTH(1-84) in similar 2-year rat carcinogenicity studies. The positive control served to provide confirmation of the sensitivity of the model. A preliminary unaudited analysis of histopathology data revealed osteosarcomas in our carcinogenicity study in both the abaloparatide and PTH(1-34) treated groups, with similar frequency between abaloparatide and PTH(1-34) when comparing comparable exposure multiples to the human therapeutic dose.

We are also conducting one preclinical bone quality study in OVX rats with 12 months of daily Abaloparatide-SC dosing and a second preclinical bone quality study in adult OVX monkeys for 16 months. The primary objective of these studies is to determine the long-term treatment effects of Abaloparatide-SC on bone quality. Effects on bone mass, both cortical bone and cancellous bone, will be assessed by BMD and peripheral quantitative computed tomography, and bone strength will be determined by biomechanical testing. The mechanisms by which abaloparatide affects bone will be assessed by evaluation of biomarkers of bone turnover and histomorphometric indices of bone turnover. Preliminary data from the 12-month rat study has shown marked, dose dependent increases in BMD following abaloparatide treatment, increases in bone formation markers, but not bone resorption, and an increase in bone strength.

Preliminary results from the 16-month monkey OVX study have also shown significant BMD gains, together with increases in bone strength.

RAD1901

In June 2006, we exclusively licensed the worldwide rights (except for Japan) to RAD1901 from Eisai. We are developing RAD1901 as a SERD in Phase 1 clinical development for the treatment of

BCBM. We are also developing RAD1901, which at lower doses acts as a SERM, in an oral formulation as a treatment for vasomotor symptoms, commonly known as hot flashes or hot flushes. We currently intend to advance the development of RAD1901 for the treatment of ER-positive BCBM with the initiation of a Phase 1b clinical trial in late 2014. We currently intend to seek potential collaborations with third parties in order to advance the development of RAD1901 for the treatment of vasomotor symptoms. We anticipate the next clinical study would be a Phase 2b study conducted in approximately 200 perimenopausal women experiencing a high frequency of hot flashes at baseline. The main study endpoints would be an assessment of the change in the frequency and severity of moderate and severe hot flashes.

Pharmacologic Characteristics

RAD1901 has been shown to bind with good selectivity to the ER alpha, or ER α , and to have both estrogen-like and estrogen antagonist effects in different tissues. RAD1901 has also been shown to have estrogen-like behavioral effects in an animal model of partner preference and to reduce vasomotor signs in an animal model of menopausal hot flashes. In bone, RAD1901 protects against gonadectomy-induced bone loss. RAD1901 does not stimulate the endometrium, as shown in short and long term animal models, where changes in uterine weight, uterine epithelial thickness and C3 gene expression are measured, all of which are sensitive indicators. In studies in which an estrogen is used to stimulate the endometrium, RAD1901 antagonizes this estrogen-mediated stimulation of the endometrium. In cell culture, RAD1901 does not stimulate replication of breast cancer cells, and antagonizes the stimulating effects of estrogen on cell proliferation. Furthermore, in breast cancer cell lines a dose dependent down regulation of ER α is observed, a process we have shown to involve proteosomal mediated degradation pathway. In a model of breast cancer, in which human breast cancer cells are implanted in mice and allowed to establish tumors in response to estrogen treatment, we have shown that treatment with RAD1901 results in decreased tumor growth.

Pharmacokinetic studies with RAD1901 have established the PK profile including demonstration of good oral bioavailability and the ability of RAD1901 to cross the blood-brain barrier, with pharmacological levels detectable in the brain. We believe that RAD1901 is a promising agent for development in the treatment both vasomotor symptoms and a range of estrogen-driven cancers.

Clinical Development Program

Phase 2 Study—Vasomotor Symptoms

A Phase 2 proof of concept study was conducted in 100 healthy perimenopausal women using four doses of RAD1901 (10 mg, 25 mg, 50 mg and 100 mg) and placebo. The primary study outcome was reduction in the frequency and severity of moderate and severe hot flashes. While a classic dose-response effect was not demonstrated, efficacy was determined to occur at the 10 mg dose level which achieved a statistically significant reduction in the frequency of moderate and severe hot flashes both by linear trend test and by comparison to placebo and in overall (mild-moderate-severe) hot flashes at either the two-, three- or four-week time-points. A similar reduction in composite score (frequency \times severity of hot flashes) was identified at all time-points, with a statistically significant difference from placebo achieved at the two-, three- or four-week time-points. Numerical reductions in mean severity and mean daily severity were observed, but did not reach statistical significance. We believe RAD1901 is an attractive candidate for advancement to Phase 3 development as a treatment for vasomotor symptoms.

No SAEs were reported during the course of the study. Overall, 69% of patients had an adverse event, generally mild or moderate in severity, with some evidence of dose dependency, and events were most commonly gastrointestinal symptoms and headaches. Three severe adverse events occurred, one in

a placebo patient, none of which were considered treatment related. Two patients discontinued treatment due to an adverse event, neither in relation to the 10 mg dose.

Phase 1 Study—Vasomotor Symptoms

We have conducted Phase 1 safety, PK and bioavailability studies of RAD1901 in 80 healthy postmenopausal women over a range of doses. Bioavailability was determined to be approximately 10%. Food effect was also investigated and the presence of food was determined to increase absorption and delay clearance of RAD1901. RAD1901 was generally well tolerated at all dose levels tested. All study-related adverse events were of mild intensity, with some increase in frequency at the higher doses in the multiple dose group, most commonly gastrointestinal symptoms and headaches. There were no SAEs observed.

RAD140

RAD140 is a nonsteroidal selective androgen receptor modulator, or SARM, that resulted from an internal drug discovery program that began in 2005. RAD140 has demonstrated potent anabolic activity on muscle and bone in preclinical studies and has completed 28-day preclinical toxicology studies in both rats and monkeys. Because of its high anabolic efficacy, receptor selectivity, potent oral activity and long duration half-life, we believe that RAD140 has clinical potential in a number of indications where the increase in lean muscle mass and/or bone density is beneficial, such as treating the weight loss due to cancer cachexia, muscle frailty and osteoporosis, and also in the treatment of breast cancer.

We may choose to advance the RAD140 program internally or to collaborate with third parties for its further development and commercialization. Therefore, the date of any FDA approval of RAD140, if ever, cannot be predicted at this time. As a result of the uncertainties around the development strategy for RAD140, we are unable to determine the duration and costs to complete current or future clinical stages of our RAD140 product candidate.

Manufacturing

We do not own or operate manufacturing facilities for the production of any of our product candidates, nor do we have plans to develop our own manufacturing operations in the foreseeable future. The active pharmaceutical ingredient, or API, of abaloparatide is manufactured on a contract basis by Lonza Group Ltd., or Lonza, using a solid phase peptide synthesis assembly process, and purification by high pressure liquid chromatography. Abaloparatide-SC is supplied as a liquid in a multi-dose cartridge for use in a pen delivery device. The multi-dose cartridges are manufactured by Vetter. Abaloparatide-TD is manufactured by 3M based on their patented microneedle technology to administer drugs through the skin, as an alternative to subcutaneous injection. The API of RAD1901 is manufactured for us on a contract basis by Irix Pharmaceuticals, Inc.

Manufacturing is subject to extensive regulations that impose various procedural and documentation requirements, which govern record keeping, manufacturing processes and controls, personnel, quality control and quality assurance, among others. Our contract manufacturing organizations manufacture our product candidates under current Good Manufacturing Practice (cGMP) conditions. cGMP is a regulatory standard for the production of pharmaceuticals that will be used in humans.

Intellectual Property

As of December 31, 2013, we owned five issued United States patents, as well as ten pending U.S. patent applications and 45 pending foreign patent applications in Europe and 15 other jurisdictions, and 12 granted foreign patents. As of December 31, 2013, we had licenses to nine U.S. patents as well as numerous foreign counterparts to many of these patents and patent applications.

We strive to protect the proprietary technology that we believe is important to our business, including seeking and maintaining patents intended to cover our product candidates and compositions, their methods of use and processes for their manufacture and any other inventions that are commercially important to the development of our business. We also rely on trade secrets to protect aspects of our business that are not amenable to, or that we do not consider appropriate for, patent protection.

Our success will significantly depend on our ability to obtain and maintain patent and other proprietary protection for commercially important technology and inventions and know-how related to our business, defend and enforce our patents, preserve the confidentiality of our trade secrets and operate without infringing the valid and enforceable patents and proprietary rights of third parties. We also rely on know-how and continuing technological innovation to develop and maintain our proprietary position.

Abaloparatide

We acquired and maintain exclusive worldwide rights, excluding Japan, to certain patents, data and technical information related to abaloparatide through a license agreement with an affiliate of Ipsen. Composition of matter of abaloparatide is claimed in the United States (U.S. Patent No. 5,969,095), Europe, Australia, Canada, China, Hong Kong, South Korea, New Zealand, Poland, Russia, Singapore, Mexico, Hungary, and Taiwan. These cases have a normal patent expiration date of 2016 absent any U.S. patent term extension under the Hatch-Waxman Act. The Phase 3 clinical dosage of abaloparatide by the subcutaneous route for use in treating osteoporosis is covered by Patent No. 7,803,770 until 2028 (statutory term extended with 175 days of patent term adjustment due to delays in patent prosecution by the United States Patent and Trademark Office, or USPTO) in the United States (absent any patent term extension under the Hatch-Waxman Act). The intended therapeutic formulation for Abaloparatide-SC is covered by Patent No. 8,148,333 until 2027 (statutory term extended with 36 days of patent term adjustment due to delays in patent prosecution by the USPTO) in the United States (absent any patent term extension under the Hatch-Waxman Act). Related cases granted in China, Australia, Singapore, Japan, Mexico, New Zealand, and Ukraine, and currently pending in Europe, China, Australia, Canada, Brazil, Singapore, South Korea, India, Israel, Norway, Russia, and Hong Kong will have a normal un-extended patent expiration date of 2027. Patent applications which cover various aspects of abaloparatide for microneedle application are pending in the United States, Australia, Brazil, Canada, China, Europe, Israel, India, Japan, Korea, Mexico, New Zealand, Russia, Singapore, and Ukraine. Any claims that might issue from these applications will have a normal expiration date no earlier than 2032.

RAD1901

We exclusively license the worldwide rights, except for Japan, to RAD1901 from Eisai. US Patent No. 7,612,114 (statutory term extended to 2026 with 967 days of patent term adjustment absent any Hatch-Waxman patent term extensions) and US Patent No. 8,399,520 (statutory term expires 2023) cover RAD1901 as a composition of matter as well as the use of RAD1901 for treatment of estrogen-dependent breast cancer. Corresponding cases issued in Australia and Canada and pending in India and Europe will have a normal expiration date in 2023. Patent applications covering methods of using RAD1901 for the treatment of vasomotor symptoms are pending in the United States (published as US 2010/0105733A1) and Canada, and granted in Europe; any issued claims will have a normal expiration in 2027. Patent applications covering a dosage form have been filed in the United States, Europe, Canada and Mexico, and any claims that might issue from these applications will have a normal expiration date no earlier than 2031.

The composition of matter of, and methods of using, RAD140 is covered by US Patent No. 8,067,448 (effective filing date February 19, 2009, and a statutory term extended to September 25, 2029, with 281 days of patent term adjustment due to delays by the USPTO) and U.S. Patent No. 8,268,872 (effective filing date February 19, 2009 with term understood to be extended with 232 days of patent term adjustments). Related patents have been granted in Australia, Japan and Mexico and additional patent applications are pending in the United States and numerous additional countries worldwide. Any patents issued from these filings will have a normal expiration in 2029 absent any extensions.

There can be no assurance that an issued patent will remain valid and enforceable in a court of law through the entire patent term. Should the validity of a patent be challenged, the legal process associated with defending the patent can be costly and time consuming. Issued patents can be subject to oppositions, interferences and other third party challenges that can result in the revocation of the patent or that can limit patent claims such that patent coverage lacks sufficient breadth to protect subject matter that is commercially relevant. Competitors may be able to circumvent our patents. Development and commercialization of pharmaceutical products can be subject to substantial delays and it is possible that at the time of commercialization any patent covering the product has expired or will be in force for only a short period of time following commercialization. We cannot predict with any certainty if any third party U.S. or foreign patent rights, or other proprietary rights, will be deemed infringed by the use of our technology. Nor can we predict with certainty which, if any, of these rights will or may be asserted against us by third parties. Should we need to defend ourselves and our partners against any such claims, substantial costs may be incurred. Furthermore, parties making such claims may be able to obtain injunctive or other equitable relief, which could effectively block our ability to develop or commercialize some or all of our products in the U.S. and abroad, and could result in the award of substantial damages. In the event of a claim of infringement, we or our partners may be required to obtain one or more licenses from a third party. There can be no assurance that we can obtain a license on a reasonable basis should we deem it necessary to obtain rights to an alternative technology that meets our needs. The failure to obtain a license may have a material adverse effect on our business, results of operations and financial condition.

We also rely on trade secret protection for our confidential and proprietary information. No assurance can be given that we can meaningfully protect our trade secrets on a continuing basis. Others may independently develop substantially equivalent confidential and proprietary information or otherwise gain access to our trade secrets.

It is our policy to require our employees and consultants, outside scientific collaborators, sponsored researchers and other advisors who receive confidential information from us to execute confidentiality agreements upon the commencement of employment or consulting relationships. These agreements provide that all confidential information developed or made known to these individuals during the course of the individual's relationship with the company is to be kept confidential and is not to be disclosed to third parties except in specific circumstances. The agreements provide that all inventions conceived by an employee shall be the property of the company. There can be no assurance, however, that these agreements will provide meaningful protection or adequate remedies for our trade secrets in the event of unauthorized use or disclosure of such information.

Our success will depend in part on our ability to obtain and maintain patent protection, preserve trade secrets, prevent third parties from infringing upon our proprietary rights and operate without infringing upon the proprietary rights of others, both in the U.S. and other territories worldwide.

Competition

The development and commercialization of new products to treat the targeted indications of our product candidates is highly competitive, and our products, if approved, will face considerable competition from major pharmaceutical, biotechnology and specialty pharmaceutical companies, including Amgen, UCB, Merck & Co, Novartis, Lilly, Genentech, Warner Chilcott, Asahi Kasei and Zosano, that are seeking to develop products for similar indications. Many of our competitors have substantially more resources than we do, including financial, manufacturing, marketing, research and drug development resources. In addition, many of these companies have longer operating histories and more experience than us in preclinical and clinical development, manufacturing, regulatory and global commercialization.

Within the osteoporosis market, Lilly launched Forteo in December 2002 as the first-to-market anabolic or bone-building agent for the treatment of osteoporosis. In April 2012, UCB and Amgen started a Phase 3 clinical trial program for their anti-sclerostin antibody for the treatment of osteoporosis. We are also aware that Zosano is developing a transdermal form of PTH(1-34) that would compete with Abaloparatide-TD.

RAD1901 for the treatment of BCBM will face competition from SERDs, CNS-penetrant anti-cancer agents and from chemotherapy derivatives. RAD1901 will also face competition from other therapeutics in development for the treatment of hot flashes. We cannot assure you that our current product candidates, if approved, will be able to compete effectively against these, or any other competing therapeutics that may become available on the market.

Collaborations and License Agreements

Nordic Bioscience

Abaloparatide-SC Phase 3 Clinical Trial —We entered into a letter of intent with Nordic Bioscience Clinical Development VII A/S, or Nordic, on September 3, 2010, pursuant to which we funded preparatory work by Nordic in respect of a Phase 3 clinical study of Abaloparatide-SC, which is being conducted at centers operated by the Center for Clinical and Basic Research, or CCBR, as well as other medical centers. CCBR is a leading global clinical research organization, or CRO, with extensive experience in global osteoporosis registration studies. The letter of intent was extended on December 15, 2010 and on January 31, 2011. Pursuant to the letter of intent and the two extensions, we funded an aggregate \$1.5 million of preparatory work by Nordic during 2010 and funded an additional \$750,000 of preparatory work by Nordic during 2011. On March 29, 2011, we and Nordic entered into a Clinical Trial Services Agreement, a Work Statement NB-1, or the Work Statement NB-1, under such Clinical Trial Services Agreement and a related Stock Issuance Agreement. Pursuant to the Work Statement NB-1, Nordic is managing the Phase 3 clinical trial, or the Phase 3 Clinical Trial, of Abaloparatide-SC and Nordic will be compensated for such services in a combination of cash and shares of stock.

The Clinical Trial Services Agreement has a five-year term unless it is sooner terminated. The Clinical Trial Services Agreement or any Work Statement may be terminated by mutual agreement of the parties at any time. Either party may also terminate any Work Statement upon a material breach by the other party with respect to such Work Statement unless such other party cures the alleged breach within the notice period specified in the Clinical Trial Services Agreement or if not capable of being cured within such period the party alleged to be in breach commences efforts to cure and diligently proceeds to cure. Termination of any Work Statement does not result in termination of the Clinical Trial Services Agreement or any other Work Statements, which remain in force until terminated. Either party may also terminate a Work Statement if force majeure conditions have prevented performance by the other party for more than a specified period of time. We may also terminate a Work Statement with notice to Nordic if authorization and approval to perform any clinical study that is the subject of

such Work Statement is withdrawn by the FDA or other toxicological test results support termination of the clinical study relating to such Work Statement for reasons of safety or if the emergence of any adverse event or side effect in the clinical study relating to such Work Statement is of such magnitude or incidence in our opinion as to support termination.

The Clinical Trial Services Agreement contains customary risk allocation clauses with each party indemnifying the other in respect of third-party claims arising out of or resulting from: (1) the negligence or intentional misconduct of such party, its employees, agents or representatives in performing its obligations under the Clinical Trial Services Agreement or any Work Statement; and (2) any breach by such party of its representations and warranties under the Clinical Trial Services Agreement. We have agreed to indemnify Nordic in respect of third-party claims for product liability or personal injury arising from or relating to our products or our use of any deliverables. In addition, we separately provide indemnification to the investigative sites performing services pursuant to Work Statement NB-1 in respect of third-party claims of injury, illness or adverse side effects to a patient in the study that is the subject of Work Statement NB-1 that are attributable to the Radius study drug under indemnification letters with such investigative sites. The Clinical Trial Services Agreement contains other customary clauses and terms as are common in similar agreements in the industry.

In December 2011, we entered into an amendment to the Work Statement NB-1, or the First Amendment. Pursuant to the original terms of the Work Statement NB-1, the study was to be conducted in 10 countries at a specified number of sites within each country. The terms of the First Amendment (1) provided for two additional countries (the United States and India) in which the trial will be conducted, (2) specified a certain number of sites within each such additional country for the conduct of the study and (3) amended various terms and provisions of the Work Statement NB-1 to reflect the addition of such countries and sites within the study's parameters. Payments to be made by us to Nordic under the First Amendment in connection with the conduct of the study in such additional countries are denominated in both euros and U.S. dollars and total up to both €717,700 (\$988,919) and \$289,663, respectively, for the 15 additional study sites in India contemplated by the First Amendment and up to both €1.2 million (\$1.7 million) and \$143,369, respectively, for the five additional study sites in the United States contemplated by the First Amendment.

In June 2012, we entered into a second amendment to the Work Statement NB-1, or the Second Amendment. Pursuant to the original terms of the Work Statement NB-1, as amended by the First Amendment, the study was to be conducted in 12 countries at a specified number of sites within each country. The terms of the Second Amendment (1) increased the overall number of sites by adding sites in Europe, Brazil and Argentina and removing other sites, (2) specified a certain number of sites within each country for the conduct of the study, and (3) amended various terms and provisions of the Work Statement NB-1 to reflect additional services provided at existing sites and the addition of the new study sites within the study's parameters. The Second Amendment also provided that cash payments to Nordic under the Clinical Trial Services Agreement as well as the payment of shares of stock under the related Stock Issuance Agreement will each be reduced by an amount of €11,941 (\$16,454) per subject for any subjects enrolled in India or the United States. Such reductions shall be applied in pro rata monthly installments. Payments to be made by us to Nordic under the Second Amendment in connection with the extra services provided at existing sites and the conduct of the study at the new study sites are denominated in both euros and U.S. dollars and total €3.7 million (\$5.1 million) and \$205,540, respectively.

The Work Statement NB-1, as amended on December 9, 2011 and June 18, 2012, provides for a total of up to approximately €41.2 million (\$56.7 million) of euro-denominated payments and a total of up to approximately \$3.2 million of U.S. dollar-denominated payments over the course of the Phase 3 Clinical Trial. These payments may be adjusted based upon actual sites opened, work performed or number of patients enrolled.

Pursuant to the Work Statement NB-1, we are required to make certain per patient payments denominated in both euros and U.S. dollars for each patient enrolled in the Phase 3 Clinical Trial followed by monthly payments for the duration of the study and final payments in two equal euro-denominated installments and two equal U.S. dollar-denominated installments. Changes to the Clinical Study schedule may alter the timing, but not the aggregate amounts of the payments.

Pursuant to the Stock Issuance Agreement, Nordic agreed to purchase the equivalent of €371,864 of Series A-5 Convertible Preferred Stock at \$8.142 per share, and 64,430 shares of Series A-5 Convertible Preferred Stock were sold to Nordic on May 17, 2011 for proceeds of \$525,154. These shares were exchanged in the Merger for an aggregate of 6,443 shares of our Series A-5 Convertible Preferred Stock, or Series A-5.

The Stock Issuance Agreement provides that Nordic is entitled to receive quarterly stock dividends, payable in shares of our Series A-6 Convertible Preferred Stock, or Series A-6, or shares of common stock if our preferred stock has been converted in accordance with its amended certificate of incorporation, having an aggregate value of up to €36.8 million (\$50.7 million) (the "Nordic Accruing Dividend"). In the event Nordic sells the shares of Series A-5 or in the event the shares of Series A-5 are converted into common stock in accordance with our amended certificate of incorporation, this right to receive the Nordic Accruing Dividend will terminate, but a right to receive an equivalent number of shares of Series A-6 or common stock, as applicable, will remain with Nordic as a contractual right under the Stock Issuance Agreement.

The Nordic Accruing Dividend related to the Phase 3 Clinical Trial is determined based upon the estimated period that will be required to complete the Phase 3 Clinical Trial. On the last business day of each calendar quarter (each, an "Accrual Date"), beginning with the quarter ended June 30, 2011, the Company has a liability to issue shares of Series A-6 (or common stock, after the conversion of the Company's preferred stock into common stock) to Nordic that is referred to as the "Applicable Quarterly Amount" and is equal to €36.8 million (\$50.7 million) (subject to adjustment in accordance with the applicable provisions of the Second Amendment relating to consideration payable for patients enrolled in India and the U.S.) minus the aggregate value of any prior Nordic Accruing Dividend accrued divided by the number of calendar quarters it will take to complete the Phase 3 Clinical Trial. To calculate the aggregate number of shares due to Nordic in each calendar quarter, we convert the portion of €36.8 million (\$50.7 million) to accrue in such calendar quarter into U.S. dollars using the simple average of the exchange rate for buying U.S. dollars with euros for all Mondays in such calendar quarter. We then calculate the aggregate number of shares to accrue in such calendar quarter by dividing the U.S. dollar equivalent of the Applicable Quarterly Amount, by the greater of (1) the fair market value of our common stock as of the applicable Accrual Date or (2) \$8.142 and rounding down the resulting quotient to the nearest whole number. Such shares due to Nordic are to be issued when declared or paid by our Board of Directors, who are required to do so upon Nordic's request, or upon an event of sale. As of December 31, 2013, 438,124 shares of Series A-6 were due to Nordic under Work Statement NB-1, as amended, or, after the automatic conversion into common stock of our preferred stock, 4,381,240 shares of our common stock. In December 2013, Nordic requested that all shares of Series A-6 accrued as of December 31, 2013 under Work Statement NB-1 be issued. Accordingly, our Board of Directors declared a dividend to Nordic of all 438,124 shares accrued under Work Statement NB-1 on December 31, 2013.

Abaloparatide-SC Phase 3 Clinical Extension Study—In February 2013, we entered into a Work Statement NB-3 (the "Work Statement NB-3") under the Clinical Trial Services Agreement and the related Stock Issuance Agreement. Pursuant to Work Statement NB-3, Nordic will perform an extension study to evaluate six months of standard-of-care osteoporosis management following the completion of the 18-month Abaloparatide-SC Phase 3 Clinical Trial, or the Extension Study, and will be compensated for such services in a combination of cash and shares of stock. Under the terms of a Letter of Intent that we entered into with Nordic on October 22, 2012 setting forth the parties'

obligations to negotiate in good faith to enter into Work Statement NB-3, we were required to make an initial payment of €806,468 (\$1.1 million).

Payments in cash to be made to Nordic under the Work Statement NB-3 are denominated in both euros and U.S. dollars and total up to €4.5 million (\$6.2 million) and \$0.6 million, respectively. In addition, the Company will issue to Nordic, shares of our Series A-6 having a value of up to €4.5 million (\$6.2 million) and \$0.3 million, as additional payment for services to be provided under the Work Statement NB-3 and the Clinical Trial Services Agreement.

The Stock Issuance Agreement provides that, beginning with the quarter ended March 31, 2013, Nordic was entitled to receive quarterly stock dividends in connection with services performed under the Work Statement NB-3, payable in shares of Series A-6 or shares of common stock if our preferred stock has been automatically converted into common stock in accordance with our amended certificate of incorporation, having an aggregate value of up to €4.5 million (\$6.2 million) and \$0.3 million. In the event Nordic sells the shares of Series A-5 or in the event the shares of Series A-5 are converted into common stock in accordance with our amended certificate of incorporation, this right to receive the Nordic Accruing Dividend will terminate, but a right to receive an equivalent number of shares of Series A-6 or common stock, as applicable, will remain with Nordic as a contractual right under the Stock Issuance Agreement.

The Nordic Accruing Dividend related to the Extension Study is determined based upon the estimated period that will be required to complete the Extension Study. On each Accrual Date, beginning with the quarter ended March 31, 2013, we will recognize a liability to issue shares of Series A-6 to Nordic with an Applicable Quarterly Amount value equal to €4.5 million (\$6.2 million) and \$0.3 million minus the aggregate value of any previously accrued Nordic Accruing Dividend related to the Extension Study divided by the number of calendar quarters it will take to complete the Extension Study. We calculate the aggregate number of shares of Series A-6 to accrue in such calendar quarter by dividing such Applicable Quarterly Amount, by the greater of (1) the fair market value of our common stock as of the applicable Accrual Date or (2) \$8.142 and rounding down the resulting quotient to the nearest whole number. Such shares due to Nordic are to be issued when declared or paid by our Board of Directors, who are required to do so upon Nordic's request, or upon an event of sale. As of December 31, 2013, 25,772 shares of Series A-6 were due to Nordic under Work Statement NB-3, or, after the automatic conversion into common stock of the Company's preferred stock, 257,720 shares of our common stock. In December 2013, Nordic requested that all shares of Series A-6 accrued as of December 31, 2013 under Work Statement NB-3 be issued. Accordingly, our Board of Directors declared a dividend to Nordic of all 25,772 shares accrued under Work Statement NB-3 on December 31, 2013.

On December 6, 2013, we entered into a Letter of Intent, or the Letter of Intent, with Nordic, which provides that we and Nordic will continue to negotiate the definitive terms of an Amendment No. 1 to Work Statement NB-3, or the Amendment, which provides for an additional 18 months of standard-of-care treatment for those patients enrolled in the Extension Study being performed under Work Statement NB-3, or the Second Extension. The Amendment provides for payment by us to Nordic of both cash and equity compensation in consideration of the services provided by Nordic, with the equity portion of such compensation to be made pursuant to an Amendment No. 2 to the Amended and Restated Stock Issuance Agreement entered into by the parties as of May 16, 2011.

Pursuant to the Letter of Intent, we were required to make an initial payment of €222,573 (\$03 million) and agreed to commence payment of the cash compensation due in consideration of the services being provided by Nordic under the Amendment. Once the Amendment is fully executed we will commence payment of both the cash and equity compensation stipulated under the Amendment.

Payments in cash to be made by us to Nordic under the Letter of Intent and Amendment in connection with the services to be provided are denominated in both euros and U.S. dollars and total

up to €3.0 million (\$4.1 million) and \$0.5 million, respectively. In addition, we will issue to Nordic, subject to the execution of the Amendment, shares of its stock having a value of up to €3.0 million (\$4.1 million) and \$0.5 million, as additional payment for services to be provided under the Amendment and the Clinical Trial Services Agreement.

The Letter of Intent will terminate on the earlier of (1) the date on which we and Nordic enter into the Amendment or (2) February 28, 2014 (pursuant to an extension mutually agreed to by us and Nordic).

Abaloparatide-TD Phase 2 Clinical Trial —On July 26, 2012, we entered into a Letter of Intent (the "Letter of Intent") with Nordic, which provides that the Company and Nordic will, subject to compliance by the Company with certain requirements of our certificate of incorporation and applicable securities laws, negotiate in good faith to enter into (1) a Work Statement NB-2 (the "Work Statement NB-2"), a draft of which is attached to the Letter of Intent, and (2) an amendment to the Amended and Restated Stock Issuance Agreement.

In February 2013, we executed the final Work Statement NB-2 under the Clinical Trial Services Agreement and the related Stock Issuance Agreement. Pursuant to the Work Statement NB-2, Nordic will provide clinical trial services relating to the Phase 2 Clinical Trial and will be compensated for such services in a combination of cash and shares of stock. Payments in cash to be made by us to Nordic under the Work Statement NB-2 are denominated in both euros and U.S. dollars and total up to €3.6 million (\$5.0 million) and \$0.3 million, respectively. In addition, we will issue to Nordic shares of our Series A-6 stock having a value of up to \$2.9 million, as additional payment for services to be provided under the Work Statement NB-2 and the Clinical Trial Services Agreement.

The Stock Issuance Agreement provides that Nordic is entitled to receive quarterly stock dividends in connection with services performed under Work Statement NB-2, payable in shares of Series A-6, or shares of common stock if our preferred stock has been automatically converted in accordance with its amended certificate of incorporation. In the event Nordic sells the shares of Series A-5 or in the event the shares of Series A-5 are converted into common stock in accordance with the our amended certificate of incorporation, this right to receive the Nordic Accruing Dividend will terminate, but a right to receive an equivalent number of shares of Series A-6 or common stock, as applicable, will remain with Nordic as a contractual right under the Stock Issuance Agreement.

The Nordic Accruing Dividend related to the Phase 2 Clinical Trial is determined based upon the estimated period that will be required to complete the Phase 2 Clinical Trial. On each Accrual Date, beginning with the quarter ended December 31, 2012, we will recognize a liability to issue shares of Series A-6 to Nordic with an Applicable Quarterly Amount value equal to up to \$2.9 million minus the aggregate value of any prior Nordic Accruing Dividend related to the Phase 2 Clinical Study divided by the number of calendar quarters it will take to complete the Phase 2 Clinical Study. We calculate the aggregate number of shares of Series A-6 to accrue in such calendar quarter by dividing such Applicable Quarterly Amount, by the greater of (1) the fair market value of our common stock as of the applicable Accrual Date or (2) \$8.142 and rounding down the resulting quotient to the nearest whole number. Such shares due to Nordic are to be issued when declared or paid by our Board of Directors, who are required to do so upon Nordic's request, or upon an event of sale. As of December 31, 2013, 32,215 shares of Series A-6 were due to Nordic under Work Statement NB-2, or, after the automatic conversion into common stock of our preferred stock, 322,150 shares of common stock. In December 2013, Nordic requested that all shares of Series A-6 accrued as of December 31, 2013 under Work Statement NB-2 be issued. Accordingly, our Board of Directors declared a dividend to Nordic of all 32,215 shares accrued under Work Statement NB-2 on December 31, 2013.

In December 2008, we entered into a Feasibility Agreement with 3M whereby 3M assessed the feasibility of developing an Abaloparatide-TD product and supplying the product for preclinical studies in an animal model. Upon successful completion of the feasibility study, during June 2009, we entered into a Development and Clinical Supplies Agreement with 3M under which 3M is responsible to develop an Abaloparatide-TD product and manufacture clinical and toxicology supplies of such patch product for preclinical, Phase 1 and Phase 2 studies on an exclusive basis during the term of the agreement. In December 2012, we entered into an amendment to the Development and Clinical Supplies Agreement in which 3M agreed to develop and manufacture clinical and toxicology supplies for the Phase 3 Abaloparatide-TD clinical study. In addition, 3M agreed that it will not use jointly owned intellectual property developed during and resulting from its work with Radius on Abaloparatide-TD in relation to any other PTH or PTHrP analogue or derivative. We hold exclusive worldwide rights to this use of transdermal technology.

We pay 3M for services delivered pursuant to the Development and Clinical Supplies Agreement on a fee for service or a fee for deliverable basis as specified in the Development and Clinical Supplies Agreement. The Feasibility Agreement expired on or around September 2009. We have paid 3M approximately \$15.0 million, in the aggregate, through December 31, 2013 in respect to services and deliverables delivered pursuant to the Feasibility Agreement and the Development and Clinical Supplies Agreement.

The Development and Clinical Supplies Agreement, as amended, provides for services through December 31, 2017, unless it is sooner terminated. Either party may terminate the Development and Clinical Supplies Agreement upon a material breach by the other party unless such other party cures the alleged breach within the notice period specified in the Development and Clinical Supplies Agreement. The Development and Clinical Supplies Agreement contains customary risk allocation clauses with 3M indemnifying us in respect of third-party claims arising from any personal injury to the extent that such claim results from 3M's breach of warranty with respect to Abaloparatide-TD meeting applicable specifications; and us indemnifying 3M in respect of third-party claims arising with from our or our agent's use, testing or clinical studies of Abaloparatide-TD. The Development and Clinical Supplies Agreement contains other customary clauses and terms as are common in similar agreements in the industry.

Ipsen Pharma

In September 2005, we entered into a License Agreement with Ipsen, as amended in September 2007 and May 2011, under which we exclusively licensed certain Ipsen compound technology and related patents covering abaloparatide to research, develop, manufacture and commercialize certain compounds and related products in all countries, except Japan (where we do not hold commercialization rights) and France (where our commercialization rights are subject to certain co-marketing and co-promotion rights retained by Ipsen). Ipsen also granted us an exclusive right and license under the Ipsen compound technology and related patents to make and have made compounds or product in Japan. Ipsen also granted us an exclusive right and license under certain Ipsen formulation technology and related patents solely for purposes of enabling us to develop, manufacture and commercialize compounds and products covered by the compound technology license in all countries, except Japan (where we do not hold commercialization rights) and France (where our commercialization rights are subject to certain co-marketing and co-promotion rights retained by Ipsen). With respect to France, if Ipsen exercises its co-marketing and co-promotion rights then Ipsen may elect to receive a percentage of the aggregate revenue from the sale of products by both parties in France (subject to a mid-double digit percentage cap) and Ipsen shall bear a corresponding percentage of the costs and expenses incurred by both parties with respect to such marketing and promotion efforts in France; Ipsen shall also pay us a mid-single digit royalty on Ipsen's allocable portion of

aggregate revenue from the sale of products by both parties in France. Specifically, we licensed US Patent No. 5,969,095, (effective filing date March 29, 1996, statutory term expires March 29, 2016) entitled "Analog of Parathyroid Hormone," US Patent No. 6,544,949, (effective filing date March 29, 1996, statutory term ends March 29, 2016) entitled "Analog of Parathyroid Hormone" and the corresponding foreign patents and continuing patent applications.

In addition, we have rights to joint intellectual property including rights to US Patent No. 7,803,770 (effective filing date October 3, 2007, statutory term extended to March 26, 2028 with 175 days of patent term adjustment due to delays in patent prosecution by USPTO), US Patent No. 8,148,333 (effective filing date October 3, 2007, statutory term extended to November 8, 2027 with 36 days of patent term adjustment due to delays in patent prosecution by the USPTO) and related patents and patent applications both in the United States and worldwide that cover the method of treating osteoporosis using the Phase 3 clinical dosage strength and form.

As consideration for the rights to abaloparatide licensed to us by Ipsen, we paid Ipsen a non-refundable, non-creditable initial license fee of \$250.0 thousand. The License Agreement requires us to make payments to Ipsen upon the achievement of certain development milestones in the range of \$750.0 thousand and upon the achievement of certain development, regulatory and commercial milestones in the range of €10.0 million to €36.0 million (\$13.8 million to \$49.6 million), and we have, as of December 31, 2013, paid \$0.8 million in milestone payments and issued 17,326 shares of series A-1 convertible preferred stock to Ipsen on May 17, 2011 in lieu of a €1.0 million cash payment due to Ipsen upon initiation of the first abaloparatide Phase 3 clinical study. If we or our sublicensees commercialize a product that includes the compound licensed from Ipsen or any analog thereof, we will be obligated to pay to Ipsen a fixed five percent royalty based on net sales of the product on a country-by-country basis until the later of the last to expire of the licensed patents or for a period of 10 years after the first commercial sale in such country.

The date of the last to expire of the abaloparatide patents, barring any extension thereof, is expected to be March 26, 2028. In the event that we sublicense the rights licensed from Ipsen to a third party, we are obligated to pay Ipsen a percentage of certain payments received from such sublicensee (in lieu of milestone payments not achieved at the time of such sublicense). The applicable percentage is in the low double digit range. In addition, if we or our sublicensees commercialize a product that includes a compound discovered by us based on or derived from confidential Ipsen know-how, we will be obligated to pay to Ipsen a fixed low single digit royalty on net sales of such product on a country-by-country basis until the later of the last to expire of our patents that cover such product or for a period of 10 years after the first commercial sale of such product in such country. The License Agreement expires on a country by country basis on the later of (1) the date the last remaining valid claim in the licensed patents expires, in that country; or (2) a period of 10 years after the first commercial sale of the licensed products in such country, unless it is sooner terminated.

The License Agreement may be terminated by us with prior notice to Ipsen. The License Agreement may be terminated by Ipsen upon notice to us with immediate effect, if we, in any country of the world, bring an action or proceeding seeking to have any Ipsen patent right declared invalid or unenforceable. The License Agreement can also be terminated by Ipsen if we fail to use reasonable commercial efforts to develop the licensed product for sale and commercialization in those countries within the territory where it is commercially reasonable to do so as contemplated by the License Agreement, or fail to use reasonable commercial efforts to perform our obligations under the latest revised version of the development plan approved by the joint steering committee, or fail to use reasonable commercial efforts to launch and sell one licensed product in those countries within the territory where it is commercially reasonable to do so. Either party may also terminate the License Agreement upon a material breach by the other party unless such other party cures the alleged breach within the notice period specified in the License Agreement. Ipsen may terminate the License Agreement in the event that the License Agreement is assigned or sublicensed or in the event that a

third party acquires us or in the event that we acquire control over a PTH or a PTHrP compound that is in clinical development or is commercially available in the territory and that, following such assignment, sublicense, acquisition, or acquisition of control by us, such assignee, sublicensee, acquirer or we fail to meet the timetable under the latest revised version of the development plan approved by the joint steering committee under the License Agreement. Any failure to meet such timetable for purposes of such termination clause is deemed a material breach by us.

The License Agreement contains customary risk allocation clauses with each party indemnifying the other in respect of third-party claims arising out of or resulting from: (1) the gross negligence or willful misconduct of such party, its affiliates, licensees, distributors or contractors; (2) any breach by such party of its representations and warranties or any other provision of the License Agreement or any related agreement; (3) the manufacture on behalf of such party of any licensed product or compound; (4) (in the case of Ipsen) the use, development, handling or commercialization of any licensed compound, licensed product or the Ipsen formulation technology by or on behalf of Ipsen or any of its affiliates, licensees, distributors or contractors; and (5) (in our case) the making, use, development, handling or commercialization of any licensed compound or any licensed product by or on our behalf or any of our affiliates, licensees or contractors. The License Agreement contains other customary clauses and terms as are common in similar agreements in the industry. The License Agreement was amended on September 12, 2007 and May 11, 2011.

In January 2006, we entered into a Pharmaceutical Development Agreement as contemplated by the License Agreement with Ipsen. The Pharmaceutical Development Agreement as amended in July 2007, February 2009, June 2010 and December 2011 provides for the supply of quantities of licensed product for use in certain clinical trials. Beaufour Ipsen Industrie SAS, a subsidiary of Ipsen, is responsible for the supply of Abaloparatide-SC in liquid form in a multi-dose cartridge for use in a pen delivery device. The multi-dose cartridges are manufactured for Beaufour Ipsen Industrie SAS by Vetter under a separate agreement between those parties, and abaloparatide API is manufactured by Lonza for us and is delivered to Vetter for vialing in the multi-dose cartridges. The Pharmaceutical Development Agreement expires upon the completion of the work plan entered into under the Pharmaceutical Development Agreement unless it is sooner terminated. The Pharmaceutical Development Agreement shall automatically terminate upon termination of the Ipsen license Agreement. We may terminate the Pharmaceutical Development Agreement at any time and for any reason with a specified prior notice period to Ipsen. Either party may terminate the Pharmaceutical Development Agreement upon a material breach by the other party with respect to the Pharmaceutical Development Agreement or the Ipsen License Agreement unless such other party cures the alleged breach within the notice period specified in the Development and Manufacturing Services Agreement. The Pharmaceutical Development Agreement contains other customary clauses and terms as are common in similar agreements in the industry.

Eisai

In June 2006, we exclusively licensed the worldwide (except Japan) rights to research, develop, manufacture and commercialize RAD1901 and related products from Eisai. Specifically, we licensed the patent application that subsequently issued as US Patent No. 7,612,114 (effective filing date December 25, 2003, statutory term extended to August 18, 2026 with 967 days of patent term adjustment due to delays by the USPTO) entitled "Selective Estrogen Receptor Modulator," the corresponding foreign patent applications and continuing patent applications. As consideration for the rights to RAD1901, we paid Eisai an initial license fee of \$0.5 million. In connection with the License Agreement, we have agreed to pay Eisai certain fees in the range of \$1.0 million to \$20.0 million (inclusive of the \$0.5 million initial license fee), payable upon the achievement of certain clinical and regulatory milestones.

Should a product covered by the licensed technology be commercialized, we will be obligated to pay to Eisai royalties in a variable mid-single digit range based on net sales of the product on a country-by-country basis until the later of the last to expire of the licensed patents or the expiration of data protection clauses covering such product in such country; the royalty rate shall then be subject to reduction and the royalty obligation will expire at such time as sales of lawful generic version of such product account for more than a specified minimum percentage of the total sales of all products that contain the licensed compound. The latest valid claim to expire, barring any extension thereof, is expected on August 18, 2026.

We were also granted the right to sublicense with prior written approval from Eisai, and subject to a right of first negotiation held by Eisai if we seek to grant sublicenses limited to particular Asian countries. If we sublicense the licensed technology to a third party, we will be obligated to pay Eisai, in addition to the milestones referenced above, a fixed low double digit percentage of certain fees we receive from such sublicensee and royalties in low single digit range based on net sales of the sublicensee. The license agreement expires on a country by country basis on the later of (1) date the last remaining valid claim in the licensed patents expires, lapses or is invalidated in that country, the product is not covered by data protection clauses, and the sales of lawful generic version of the product account for more than a specified percentage of the total sales of all pharmaceutical products containing the licensed compound in that country; or (2) a period of 10 years after the first commercial sale of the licensed products in such country, unless it is sooner terminated.

The license agreement may be terminated by us with respect to the entire territory with prior notice to Eisai if we reasonably determine that the medical/scientific, technical, regulatory or commercial profile of the licensed product does not justify continued development or marketing. The license agreement can also be terminated by Eisai on a country by country basis at any time prior to the date on which we have submitted for either an FDA NDA approval or an EMA marketing approval with respect to a licensed product, upon prior written notice to us if Eisai makes a good faith determination that we have not used commercially reasonable efforts to develop the licensed product in the territory having reference to prevailing principles and time scales associated with the development, clinical testing and government approval of products of a like nature to such licensed product, unless such default is cured within the period specified in the license agreement or if not capable of being cured within such period we commence efforts to cure and make diligent efforts to do so. Either party may also terminate the license agreement upon a material breach by the other party unless such other party cures the alleged breach within the notice period specified in the license agreement. Either party may also terminate the license agreement upon the bankruptcy or insolvency of the other party. Eisai may also terminate the license agreement with prior notice if we are acquired by, or if we transfer all of our pharmaceutical business assets (or an essential part of such assets) or more than 50% of our voting stock to, any third party person or organization, or otherwise come under the control of, such a person or organization, whether resulting from merger, acquisition, consolidation or otherwise in the event that Eisai reasonably determines that the person or organization assuming control of us is not able to perform the license agreement with the same degree of skill and diligence that we would use, such determination being made with reference to the following criteria with respect to the person or organization assuming control of us: (1) whether such person or organization has the financial resources to assume our obligations with respect to development and commercialization of products; (2) whether such person or organization has personnel with skill and experience adequate to assume our obligations with respect to development and commercialization of products at the stage of development and commercialization as of the date of such change; and (3) whether such person or organization expressly assumes all obligations imposed on us by the license agreement and agrees to dedicate personnel and financial resources to the development and commercialization of the licensed product that are at least as great as those provided by us. Eisai shall further have the right to terminate if the acquiring person or organization: (a) has any material and active litigations with Eisai; (b) is a

certain type of pharmaceutical company; or (c) is a hostile takeover bidder against us which has not been approved by our board of directors as constituted immediately prior to such change of control.

The license agreement contains customary risk allocation clauses with each party indemnifying the other in respect of third-party claims arising out of or resulting from: (1) the negligence, reckless or intentional acts or omissions of such party, its affiliates, and licensees; (2) any breach by such party of its representations and warranties; and (3) any personal injury arising out of the labeling, packaging, package insert, other materials or promotional claims with respect to any licensed product by such party or its affiliates, licensees or distributors in the territory (in our case) or Japan (in the case of Eisai). The license agreement contains other customary clauses and terms as are common in similar agreements in the industry.

Lonza

In October 2007, we entered into a Development and Manufacturing Services Agreement with Lonza. We and Lonza have entered into a series of Work Orders pursuant to the Development and Manufacturing Services Agreement pursuant to which Lonza has performed pharmaceutical development and manufacturing services for our abaloparatide product. We pay Lonza for services rendered and deliverables delivered pursuant to these work orders on a fee for service basis as specified in the applicable work statement. The Development and Manufacturing Services Agreement will expire on December 31, 2015 unless it is sooner terminated, and is subject to renewal by us for successive multiple-year terms with notice to Lonza.

The Development and Manufacturing Services Agreement or any Work Order may be terminated by either party upon a material breach by the other party with respect to the Development and Manufacturing Services Agreement unless such other party cures the alleged breach within the notice period specified in the Development and Manufacturing Services Agreement. Either party may also terminate a Work Order if force majeure conditions have prevented performance by the other party for more than a specified period of time with respect to such Work Order. Termination of any Work Order for force majeure shall not result in termination of the Development and Manufacturing Services Agreement or any other Work Orders, which shall remain in force until terminated. Either party may also terminate the Development and Manufacturing Services Agreement upon the bankruptcy or insolvency of the other party. We may also terminate the Development and Manufacturing Services Agreement or any Work Order with prior notice to Lonza for convenience. We may also terminate the Development and Manufacturing Services Agreement or any Work Order if we reasonably determine that Lonza is or will be unable to perform the applicable services in accordance with the agreed upon timeframe and budget set forth in the applicable Work Order, or if Lonza fails to obtain or maintain any material governmental licenses or approvals required in connection with such services.

The Development and Manufacturing Services Agreement contains customary risk allocation clauses with each party indemnifying the other in respect of third-party claims arising out of or resulting from: (i) the negligence or willful misconduct of such party, its affiliates and their respective officers, directors, employees and agents in performing its obligations under the Developing and Manufacturing Services Agreement; and (ii) any breach by such party of its representations and warranties under the Development and Manufacturing Services Agreement. We have agreed to indemnify Lonza in respect of third-party claims arising from or relating to the use of our product.

On December 23, 2011, we entered into Work Order No. 4, or Work Order No. 4, under that certain Development and Manufacturing Services Agreement with Lonza. Pursuant to Work Order No. 4, Lonza agreed to perform activities required for our filing of an NDA in the United States with the FDA and similar applications required by the EMA and other authorities, excluding authorities in Japan, for abaloparatide, including production of three validation batches. These activities will provide for full process qualification and all required documentation necessary for regulatory submissions of the

NDA to the FDA and the NDA equivalents to such other authorities. The total compensation payable to Lonza from us for services performed under Work Order No. 4 is up to €363.5 thousand plus up to €1.1 million (\$500.9 thousand, plus up to \$1.5 million), for the regulatory qualification and validation campaigns.

Charles River Laboratories

In March 2004, we entered into a Laboratory Services and Confidentiality Agreement with Charles River Laboratories, Inc., or CRLI, and amended this agreement on November 7, 2008. We have entered into a series of letter agreements with CRLI pursuant to this Laboratory Services and Confidentiality Agreement, covering the performance of certain testing and analytical services concerning our product candidates. We pay CRLI for services rendered and deliverables delivered pursuant to these letter agreements on a fee for service basis. We are permitted to terminate any on-going study under the Laboratory Services and Confidentiality Agreement at any time with the specified prior notice to CRLI and subject to the payment of applicable study costs and fees. Either party may terminate the Laboratory Services and Confidentiality Agreement at any time with the specified prior notice to the other party and subject to the completion of any then on-going studies and the payment by us of any fees for such studies. Either party may also terminate the Laboratory Services and Confidentiality Agreement upon a material breach by the other party unless such other party cures the alleged breach within the notice period specified in the Laboratory Services and Confidentiality Agreement.

The Laboratory Services and Confidentiality Agreement contains customary risk allocation clauses with each party indemnifying the other in respect of third- party claims arising out of or in connection with the negligence or willful misconduct of such party. We also agreed to indemnify CRLI in respect of third- party claims arising out of or in connection with the manufacture, distribution, use, sale or other disposition by us, or any of our distributors, customers, sublicensees or representatives, of any of our products or processes and/or any other substances which are produced, purified, tested or vialled by CRLI. We also agreed to indemnify CRLI against any and all liability that may be incurred as the result of any contact by us or our employees with CRLI's animals, tissues or specimens during visits to CRLI or after delivery of any samples/specimens to us. The Laboratory Services and Confidentiality Agreement contains other customary clauses and terms as are common in similar agreements in the industry.

Government Regulation

United States—FDA Process

The research, development, testing, manufacture, labeling, promotion, advertising, distribution and marketing, among other things, of our products are extensively regulated by governmental authorities in the United States and other countries. In the United States, the FDA regulates drugs under the Federal Food, Drug, and Cosmetic Act, or the FDCA, and its implementing regulations. Failure to comply with the applicable United States requirements may subject us to administrative or judicial sanctions, such as FDA refusal to approve pending NDAs, warning letters, product recalls, product seizures, total or partial suspension of production or distribution, injunctions, and/or criminal prosecution. We expect abaloparatide, RAD1901 and RAD140 will each be subject to review by the FDA as a drug under NDA standards though we currently only have an active IND application in relation to abaloparatide in the United States. We anticipate filing an investigational new drug application for RAD1901 with the FDA in 2014, as previous studies of RAD1901 were performed outside the United States.

Approval Process —None of our drugs may be marketed in the United States until the drug has received FDA approval. The steps required to be completed before a drug may be marketed in the United States include:

- preclinical laboratory tests, animal studies, and formulation studies, all performed in accordance with the FDA's Good Laboratory Practice, or GLP, regulations;
- submission to the FDA of an IND application for human clinical testing, which must become effective before human clinical trials may begin and must be updated annually;
- adequate and well-controlled human clinical trials to establish the safety and efficacy of the drug for each indication to FDA's satisfaction;
- submission to the FDA of an NDA;
- satisfactory completion of an FDA inspection of the manufacturing facility or facilities at which the drug is produced to assess compliance with cGMP, regulations; and
- FDA review and approval of the NDA.

Preclinical tests include laboratory evaluation of product chemistry, toxicity, and formulation, as well as animal studies. The conduct of the preclinical tests and formulation of the compounds for testing must comply with federal regulations and requirements. The results of the preclinical tests, together with manufacturing information and analytical data, are submitted to the FDA as part of an IND application, which must become effective before human clinical trials may begin. An IND application will automatically become effective 30 days after receipt by the FDA, unless before that time the FDA raises concerns or questions about issues such as the conduct of the trials as outlined in the IND application. In such a case, the IND application sponsor and the FDA must resolve any outstanding FDA concerns or questions before clinical trials can proceed. We cannot be sure that submission of an IND application will result in the FDA allowing clinical trials to begin.

Clinical trials involve the administration of the investigational drug to human subjects under the supervision of qualified investigators. Clinical trials are conducted under protocols detailing the objectives of the study, the parameters to be used in monitoring safety, and the effectiveness criteria to be evaluated. Each protocol must be submitted to the FDA as part of the IND application.

Clinical trials necessary for product approval are typically conducted in three sequential phases, but the Phases may overlap. The study protocol and informed consent information for study subjects in clinical trials must also be approved by an Institutional Review Board, or IRB, for each institution where the trials will be conducted, and each IRB must monitor the study until completion. Study subjects must provide informed consent and sign an informed consent form before participating in a clinical trial. Clinical testing also must satisfy extensive good clinical practice, or GCP, regulations and regulations for informed consent and privacy of individually identifiable information.

Phase 1 usually involves the initial introduction of the investigational drug into people to evaluate its short-term safety, dosage tolerance, metabolism, pharmacokinetics and pharmacologic actions, and, if possible, to gain an early indication of its effectiveness. Phase 1 studies are usually conducted in healthy individuals and are not intended to treat disease or illness. However, Phase 1b studies are conducted in healthy volunteers or in patients diagnosed with the disease or condition for which the study drug is intended, who demonstrate some biomarker, surrogate, or possibly clinical outcome that could be considered for "proof of concept." Proof of concept in a Phase 1b study typically confirms the hypothesis that the current prediction of biomarker, or outcome benefit is compatible with the mechanism of action.

Phase 2 usually involves trials in a limited patient population to: (1) evaluate dosage tolerance and appropriate dosage; (2) identify possible adverse effects and safety risks; and (3) evaluate preliminarily

the efficacy of the drug for specific indications. Several different doses of the drug may be looked at in Phase 2 to see which dose has the desired effects. Patients are monitored for side effects and for any improvement in their illness, symptoms, or both.

Phase 3 trials usually further evaluate clinical efficacy and test further for safety by using the drug in its final form in an expanded patient population. A Phase 3 trial usually compares how well the study drug works compared with an inactive placebo and/or another approved medication. One group of patients may receive the new drug being tested, while another group of patients may receive the comparator drug (already approved drug for the disease being studied), or placebo.

There can be no assurance that Phase 1, Phase 2 or Phase 3 testing will be completed successfully within any specified period of time, if at all. Furthermore, we or the FDA or an IRB (with respect to a particular study site) may suspend clinical trials at any time on various grounds, including a finding that the subjects or patients are being exposed to an unacceptable health risk.

The FDCA permits FDA and the IND application sponsor to agree in writing on the design and size of clinical studies intended to form the primary basis of an effectiveness claim in an NDA. This process is known as a Special Protocol Assessment, or SPA. Under an SPA, the FDA agrees to not alter its position with respect to adequacy of the design, execution or analyses of the clinical trial intended to form the primary basis of an effectiveness claim in an NDA without the sponsor's agreement, unless the FDA identifies a substantial scientific issue essential to determining the safety or efficacy of the drug after testing begins.

Assuming successful completion of the required clinical testing, the results of the preclinical studies and of the clinical studies, together with other detailed information, including information on the manufacture and composition of the drug, are submitted to the FDA in the form of an NDA requesting approval to market the product for one or more indications. The testing and approval process requires substantial time, effort and financial resources. The FDA reviews the application and may deem it to be inadequate, and companies cannot be sure that any approval will be granted on a timely basis, if at all. The FDA may also refer the application to an appropriate advisory committee, typically a panel of clinicians, for review, evaluation and a recommendation as to whether the application should be approved. The FDA is not bound by the recommendations of the advisory committee, but it typically follows such recommendations.

The FDA has various programs, including fast track, breakthrough designation, priority review and accelerated approval that are intended to expedite or simplify the process for reviewing drugs and/or provide for approval on the basis of surrogate endpoints. Generally, drugs that may be eligible for one or more of these programs are those intended to treat serious or life-threatening conditions, those with the potential to address unmet medical needs, and those that provide meaningful benefit over existing treatments. From time to time, we anticipate applying for orphan designation and/or breakthrough designation for programs that we believe meet the applicable FDA criteria. A company cannot be sure that any of its drugs will qualify for any of these programs, or even if a drug does qualify, that the review time will be reduced.

Before approving an NDA, the FDA usually will inspect the facility or the facilities at which the drug is manufactured and will not approve the product unless the manufacturing is in compliance with cGMP regulations. If the NDA and the manufacturing facilities are deemed acceptable by the FDA, it may issue an approval letter, or in some cases, an approvable letter followed by an approval letter. Both letters usually contain a number of conditions that must be met in order to secure final approval of the NDA. When and if those conditions have been met to the FDA's satisfaction, the FDA will issue an approval letter. The approval letter authorizes commercial marketing of the drug for specific indications. As a condition of NDA approval, the FDA may require post-marketing testing and surveillance to monitor the drug's safety or efficacy, or impose other conditions. Approval may also be contingent on a Risk Evaluation and Mitigation Strategy, or REMS, that limits the labeling, distribution

or promotion of a drug product. Once issued, the FDA may withdraw product approval if ongoing regulatory requirements are not met or if safety problems occur after the product reaches the market.

After approval, certain changes to the approved product, such as adding new indications, making certain manufacturing changes or making certain additional labeling claims, are subject to further FDA review and approval. Before a company can market products for additional indications, it must obtain additional approvals from the FDA. Obtaining approval for a new indication generally requires that additional clinical studies be conducted. A company cannot be sure that any additional approval for new indications for any product candidate will be approved on a timely basis, or at all.

Post-Approval Requirements —Often times, even after a drug has been approved by the FDA for sale, the FDA may require that certain post-approval requirements be satisfied, including the conduct of additional clinical studies. If such post-approval conditions are not satisfied, the FDA may withdraw its approval of the drug. In addition, holders of an approved NDA are required to: (1) report certain adverse reactions to the FDA, (2) comply with certain requirements concerning advertising and promotional labeling for their products, and (3) continue to have quality control and manufacturing procedures conform to cGMP regulations after approval. The FDA periodically inspects the sponsor's records related to safety reporting and/or manufacturing facilities; this latter effort includes assessment of ongoing compliance with cGMP regulations. Accordingly, manufacturers must continue to expend time, money and effort in the area of production and quality control to maintain cGMP compliance. We have used and intend to continue to use third-party manufacturers to produce our products in clinical and commercial quantities, and future FDA inspections may identify compliance issues at the facilities of our contract manufacturers that may disrupt production or distribution, or require substantial resources to correct. In addition, discovery of problems with a product after approval may result in restrictions on a product, including withdrawal of the product from the market.

Hatch-Waxman Act —Under the Drug Price Competition and Patent Term Restoration Act of 1984, also known as the Hatch-Waxman Act, Congress created an abbreviated FDA review process for generic versions of pioneer (brand name) drug products. In considering whether to approve such a generic drug product, the FDA requires that an Abbreviated New Drug Application, or ANDA, applicant demonstrate, among other things, that the proposed generic drug product's active ingredient is the same as that of the reference product, that any impurities in the proposed product do not affect the product's safety or effectiveness, and that its manufacturing processes and methods ensure the consistent potency and purity of its proposed product.

The Hatch-Waxman Act provides five years of data exclusivity for new chemical entities which prevents the FDA from accepting ANDAs and 505(b)(2) applications containing the protected active ingredient. We expect to be eligible for five years of data exclusivity following any FDA approval of Abaloparatide-SC.

The Hatch-Waxman Act also provides three years of exclusivity for applications containing the results of new clinical investigations (other than bioavailability studies) essential to the FDA's approval of new uses of approved products, such as new indications, delivery mechanisms, dosage forms, strengths, or conditions of use. For example, if Abaloparatide-SC is approved for commercialization and we are successful in performing a clinical trial of Abaloparatide-TD that provides a new basis for approval (a different delivery mechanism) it is possible that we may become eligible for an additional three year period of data exclusivity which protects against the approval of ANDAs and 505(b)(2) applications for the protected use but will not prohibit the FDA from accepting or approving ANDAs or 505(b)(2) applications for other products containing the same active ingredient.

The Hatch-Waxman Act requires NDA applicants and NDA holders to provide certain information about patents related to the drug for listing in the FDA's list of Approved Drug Products with Therapeutic Equivalence Evaluations (commonly known as the Orange Book). ANDA and 505(b)(2) applicants must then certify regarding each of the patents listed with the FDA for the reference

product. A certification that a listed patent is invalid or will not be infringed by the marketing of the applicant's product is called a "Paragraph IV certification." If the ANDA or 505(b)(2) applicant provides such a notification of patent invalidity or non-infringement, then the FDA may accept the ANDA or 505(b)(2) application beginning four years after approval of the NDA. If an ANDA or 505(b)(2) application containing a Paragraph IV certification is submitted to the FDA and accepted as a reviewable filing by the agency, the ANDA or 505(b)(2) applicant then must provide, within 20 days, notice to the NDA holder and patent owner stating that the application has been submitted and providing the factual and legal basis for the applicant's opinion that the patent is invalid or not infringed. The NDA holder or patent owner then may file suit against the ANDA or 505(b)(2) applicant for patent infringement. If this is done within 45 days of receiving notice of the Paragraph IV certification, a one-time 30-month stay of the FDA's ability to approve the ANDA or 505(b)(2) application is triggered. The 30-month stay begins at the end of the NDA holder's data exclusivity period, or, if data exclusivity has expired, on the date that the patent holder is notified of the submission of the ANDA. The FDA may approve the proposed product before the expiration of the 30-month stay if a court finds the patent invalid or not infringed or if the court shortens the period because the parties have failed to cooperate in expediting the litigation.

European Union—EMA Process

In the EU, medicinal products are authorized following a similar demanding process as that required in the United States and applications are based on the ICH Common Technical Document. Prior to submitting a European Marketing Authorization Application, or MAA, it is necessary to gain approval of a detailed Pediatric Investigation Plan, or PIP, with the European Medicines Agency's Pediatric Committee, or PDCO. After gaining PIP approval, medicines can be authorized in the European Union by using either the centralized authorization procedure or national authorization procedures.

Centralized procedure —Under the centralized procedure, after the EMA issues an opinion, the European Commission issues a single marketing authorization valid across the EU, as well as Iceland, Liechtenstein and Norway. The centralized procedure is compulsory for human medicines that are: derived from biotechnology processes, such as genetic engineering, contain a new active substance indicated for the treatment of certain diseases, such as HIV/AIDS, cancer, diabetes, neurodegenerative disorders or autoimmune diseases and other immune dysfunctions, and officially designated orphan medicines. For medicines that do not fall within these categories, an applicant has the option of submitting an application for a centralized marketing authorization to the EMA, as long as the medicine concerned is a significant therapeutic, scientific or technical innovation, or if its authorization would be in the interest of public health.

National authorization procedures —There are also two other possible routes to authorize medicinal products in several countries, which are available for products that fall outside the scope of the centralized procedure:

- *Decentralized procedure.* Using the decentralized procedure, an applicant may apply for simultaneous authorization in more than one EU country of a medicinal product that has not yet been authorized in any EU country and that does not fall within the mandatory scope of the centralized procedure.
- *Mutual recognition procedure.* In the mutual recognition procedure, a medicine is first authorized in one EU Member State, in accordance with the national procedures of that country. Thereafter, further marketing authorizations can be sought from other EU countries in a procedure whereby the countries concerned agree to recognize the validity of the original, national marketing authorization.

In light of the fact that there is no policy at the EU level governing pricing and reimbursement, the 27 EU Member States each have developed their own, often varying, approaches. In many EU Member States, pricing negotiations must take place between the holder of the marketing authorization and the competent national authorities before the product is sold in their market with the holder of the marketing authorization required to provide evidence demonstrating the pharmaco-economic superiority of its product in comparison with directly and indirectly competing products. We have reviewed our development program, proposed Phase 3 study design, and overall non-clinical and clinical data package and believe they support future regulatory approval of Abaloparatide-SC in the EU. In December 2012, we met with the Swedish Medical Products Agency, or MPA, to review the design and the overall progress of the Phase 3 study. The MPA confirmed that the program, based on the current single pivotal trial design, could support the submission and potential approval of an MAA in the EU, depending on the results of the Phase 3 study.

Good manufacturing practices —Like the FDA, the EMA, the competent authorities of the EU Member States and other regulatory agencies regulate and inspect equipment, facilities and processes used in the manufacturing of pharmaceutical and biologic products prior to approving a product. If, after receiving clearance from regulatory agencies, a company makes a material change in manufacturing equipment, location, or process, additional regulatory review and approval may be required. Once we or our partners commercialize products, we will be required to comply with cGMP, and product-specific regulations enforced by, the European Commission, the EMA and the competent authorities of EU Member States following product approval. Also like the FDA, the EMA, the competent authorities of the EU Member States and other regulatory agencies also conduct regular, periodic visits to re-inspect equipment, facilities, and processes following the initial approval of a product. If, as a result of these inspections, it is determined that our or our partners' equipment, facilities, or processes do not comply with applicable regulations and conditions of product approval, regulatory agencies may seek civil, criminal or administrative sanctions and/or remedies against us, including the suspension of our manufacturing operations or the withdrawal of our product from the market.

Data and Market Exclusivity —Similar to the United States, there is a process for generic versions of innovator drug products in the EU. Abridged applications for the authorization of generic versions of drugs authorized by EMA can be submitted to the EMA through a centralized procedure referencing the innovator's data and demonstrating bioequivalence to the reference product, among other things.

New medicinal products in the EU can receive eight years of data exclusivity coupled with two years of market exclusivity, and a potential one year extension, if the marketing authorizations holder obtains an authorization for one or more new therapeutic indications that demonstrates "significant clinical benefit" in comparison with existing therapies; this system is usually referred to as "8+2+1". We expect to be eligible for at least ten years of market exclusivity following any approval of Abaloparatide-SC.

Abridged applications cannot rely on an innovator's data until after expiry of the 8 year data exclusivity term; applications for a generic product can be filed but the product cannot be marketed until the end of the market exclusivity term.

Other International Markets—Drug approval process

In some international markets (e.g., China or Japan), although data generated in United States or EU trials may be submitted in support of a marketing authorization application, additional clinical trials conducted in the host territory, or studying people of the ethnicity of the host territory, may be required prior to the filing or approval of marketing applications within the country.

Pricing and Reimbursement

In the United States and internationally, sales of products that we market in the future, and our ability to generate revenues on such sales, are dependent, in significant part, on the availability and level of reimbursement from third-party payers such as state and federal governments, managed care providers and private insurance plans. Private insurers, such as health maintenance organizations and managed care providers, have implemented cost-cutting and reimbursement initiatives and likely will continue to do so in the future. These include establishing formularies that govern the drugs and biologics that will be offered and also the out-of-pocket obligations of member patients for such products. In addition, particularly in the United States and increasingly in other countries, we may be required to provide discounts and pay rebates to state and federal governments and agencies in connection with purchases of our products that are reimbursed by such entities. It is possible that future legislation in the United States and other jurisdictions could be enacted which could potentially impact the reimbursement rates for the products we are developing and may develop in the future and also could further impact the levels of discounts and rebates paid to federal and state government entities. Any legislation that impacts these areas could impact, in a significant way, our ability to generate revenues from sales of products that, if successfully developed, we bring to market.

There is no legislation at the EU level governing the pricing and reimbursement of medicinal products in the EU. As a result, the competent authorities of each of the 27 EU Member States have adopted individual strategies regulating the pricing and reimbursement of medicinal products in their territory. These strategies often vary widely in nature, scope and application. However, a major element that they have in common is an increased move towards reduction in the reimbursement price of medicinal products, a reduction in the number and type of products selected for reimbursement and an increased preference for generic products over innovative products. These efforts have mostly been executed through these countries' existing price-control methodologies. The government of the UK announced the phase-out of its established Pharmaceutical Pricing Reimbursement Scheme approach in January 2014 and the adoption of a new value-based pricing approach, at least for new product introductions. Under this approach, in a complete departure from established methodologies, reimbursement levels of each drug will be explicitly based on an assessment of value, looking at the benefits for the patient, unmet need, therapeutic innovation, and benefit to society as a whole. It is increasingly common in many EU Member States for Marketing Authorization Holders to be required to demonstrate the pharmaco-economic superiority of their products as compared to products already subject to pricing and reimbursement in specific countries. In order for drugs to be evaluated positively under such criteria, pharmaceutical companies may need to re-examine, and consider altering, a number of traditional functions relating to the selection, study, and management of drugs, whether currently marketed, under development, or being evaluated as candidates for research and/or development.

Future legislation, including the current versions being considered at the federal level in the United States and at the national level in EU Member States, or regulatory actions implementing recent or future legislation may have a significant effect on our business. Our ability to successfully commercialize products depends in part on the extent to which reimbursement for the costs of our products and related treatments will be available in the United States and worldwide from government health administration authorities, private health insurers and other organizations. Substantial uncertainty exists as to the reimbursement status of newly approved healthcare products by third-party payers.

Sales and Marketing

The FDA regulates all advertising and promotion activities for products under its jurisdiction both prior to and after approval. A company can make only those claims relating to safety and efficacy that are approved by the FDA. Physicians may prescribe legally available drugs for uses that are not

described in the drug's labeling and that differ from those tested by us and approved by the FDA. Such off-label uses are common across medical specialties, and often reflect a physician's belief that the off-label use is the best treatment for the patients. The FDA does not regulate the behavior of physicians in their choice of treatments, but FDA regulations do impose stringent restrictions on manufacturers' communications regarding off-label uses. Failure to comply with applicable FDA requirements may subject a company to adverse publicity, enforcement action by the FDA, corrective advertising, consent decrees and the full range of civil and criminal penalties available to the FDA.

We may also be subject to various federal and state laws pertaining to healthcare "fraud and abuse," including anti-kickback laws and false claims laws. Anti-kickback laws make it illegal for a prescription drug manufacturer to solicit, offer, receive, or pay any remuneration in exchange for, or to induce, the referral of business, including the purchase or prescription of a particular drug. Due to the breadth of the statutory provisions and the absence of guidance in the form of regulations and very few court decisions addressing industry practices, it is possible that our practices might be challenged under anti-kickback or similar laws. Moreover, recent healthcare reform legislation has strengthened these laws. For example, the recently enacted PPACA, among other things, amends the intent requirement of the federal anti-kickback and criminal healthcare fraud statutes, so that a person or entity no longer needs to have actual knowledge of this statute or specific intent to violate it. In addition, PPACA permits the government to assert that a claim that includes items or services resulting from a violation of the federal anti-kickback statute constitutes a false or fraudulent claim for purposes of the false claims statutes. False claims laws prohibit anyone from knowingly and willingly presenting, or causing to be presented for payment, to third-party payers (including Medicare and Medicaid) claims for reimbursed drugs or services that are false or fraudulent, claims for items or services not provided as claimed, or claims for medically unnecessary items or services. Our activities relating to the sale and marketing of our products may be subject to scrutiny under these laws. Violations of fraud and abuse laws may be punishable by criminal and civil sanctions, including fines and civil monetary penalties, the possibility of exclusion from federal healthcare programs (including Medicare and Medicaid) and corporate integrity agreements, which impose, among other things, rigorous operational and monitoring requirements on companies. Similar sanctions and penalties also can be imposed upon executive officers and employees, including criminal sanctions against executive officers under the so-called "responsible corporate officer" doctrine, even in situations where the executive officer did not intend to violate the law and was unaware of any wrongdoing.

Given the significant penalties and fines that can be imposed on companies and individuals if convicted, allegations of such violations often result in settlements even if the company or individual being investigated admits no wrongdoing. Settlements often include significant civil sanctions, including fines and civil monetary penalties, and corporate integrity agreements. If the government were to allege or convict us or our executive officers of violating these laws, our business could be harmed. In addition, private individuals have the ability to bring similar actions. Our activities could be subject to challenge for the reasons discussed above and due to the broad scope of these laws and the increasing attention being given to them by law enforcement authorities. Further, there are an increasing number of state laws that require manufacturers to make reports to states on pricing and marketing information. Many of these laws contain ambiguities as to what is required to comply with the laws. Given the lack of clarity in laws and their implementation, our reporting actions could be subject to the penalty provisions of the pertinent state authorities.

Similar rigid restrictions are imposed on the promotion and marketing of medicinal products in the EU and other countries. Laws (including those governing promotion, marketing and anti-kickback provisions), industry regulations and professional codes of conduct often are strictly enforced. Even in those countries where we are not directly responsible for the promotion and marketing of our products, inappropriate activity by our international distribution partners can have adverse implications for us.

Other Laws and Regulatory Processes

We are subject to a variety of financial disclosure and securities trading regulations as a public company in the United States, including laws relating to the oversight activities of the SEC and, if any or our capital stock becomes listed on a national securities exchange, we will be subject to the regulations of such exchange on which our shares are traded. In addition, the Financial Accounting Standards Board, or FASB, the SEC and other bodies that have jurisdiction over the form and content of our accounts, our financial statements and other public disclosure are constantly discussing and interpreting proposals and existing pronouncements designed to ensure that companies best display relevant and transparent information relating to their respective businesses.

Our international operations are subject to compliance with the Foreign Corrupt Practices Act, or the FCPA, which prohibits corporations and individuals from paying, offering to pay, or authorizing the payment of anything of value to any foreign government official, government staff member, political party, or political candidate in an attempt to obtain or retain business or to otherwise influence a person working in an official capacity. We also may be implicated under the FCPA for activities by our partners, collaborators, CROs, vendors or other agents.

Our present and future business has been and will continue to be subject to various other laws and regulations. Various laws, regulations and recommendations relating to safe working conditions, laboratory practices, the experimental use of animals, and the purchase, storage, movement, import and export and use and disposal of hazardous or potentially hazardous substances used in connection with our research work are or may be applicable to our activities. Certain agreements entered into by us involving exclusive license rights or acquisitions may be subject to national or supranational antitrust regulatory control, the effect of which cannot be predicted. The extent of government regulation, which might result from future legislation or administrative action, cannot accurately be predicted.

Employees

As of January 31, 2014, we employed 10 full-time employees and two part-time employees, three of whom held Ph.D. or M.D. degrees. Seven of our employees were engaged in research and development activities and five were engaged in support administration, including business development and finance. We intend to use CROs and other third parties to perform our clinical studies and manufacturing.

Corporate Information

We were incorporated in the state of Delaware on February 4, 2008 under the name MPM Acquisition Corp. In May 2011, we entered into a reverse merger transaction, or the "Merger," with our predecessor, Radius Health, Inc., a Delaware corporation formed on October 3, 2003, or the Former Operating Company, pursuant to which the Former Operating Company became a wholly-owned subsidiary of ours. Immediately following the merger transaction, the Former Operating Company was merged with and into us, or the Short-Form Merger, we assumed the business of the Former Operating Company and changed our name to "Radius Health, Inc."

Legal Proceedings

We are not currently involved in any material legal proceedings.

ITEM 1A. RISK FACTORS.

You should carefully consider the risks described below as well as other information provided to you in this annual report on Form 10-K, including information in the section of this document entitled "Special Note Regarding Forward Looking Statements." If any of the following risks actually occur, our business, financial condition or results of operations could be materially adversely affected, the value of our common stock could decline, and you may lose all or part of your investment.

Risks Related to Our Business

Risks Related to Our Financial Position and Need for Capital

We currently have no product revenues and will need to raise additional capital, which may not be available on favorable terms, if at all, in order to continue operating our business.

To date, we have generated no product revenues. Until, and unless, we receive approval from the U.S. Food and Drug Administration, or FDA, and other regulatory authorities for our product candidates, we will not be permitted to sell our drugs and will not have product revenues. Currently, our only product candidates are Abaloparatide-SC, Abaloparatide-TD, RAD1901 and RAD140, and none of these product candidates is approved by the FDA for sale. Therefore, for the foreseeable future, we will have to fund our operations and capital expenditures from cash on hand, borrowings, licensing fees and grants and, potentially, future offerings of our securities. We believe that our existing resources will be sufficient to fund our planned operations into the third quarter of 2014. We have based this estimate on assumptions that may prove to be wrong, and we could use up our available capital resources sooner than we currently expect. If we fail to obtain additional capital, we may be unable to complete our planned preclinical and clinical trials and obtain approval of any product candidates from the FDA and other regulatory authorities. In addition, we could be forced to discontinue product development, reduce or forego sales and marketing efforts, forego attractive business opportunities or discontinue our operations entirely. Any additional sources of financing may not be available or may not be available on favorable terms and will likely involve the issuance of additional equity securities, which will have a dilutive effect on stockholders. Our future capital requirements will depend on many factors, including the scope and progress made in our research and development activities and our clinical studies.

We are not currently profitable and may never become profitable.

We have a history of net losses and expect to incur substantial losses and have negative operating cash flow for the foreseeable future, and may never achieve or maintain profitability. We had net losses of \$60.7 million, \$69.1 million and \$42.5 million during the years ended December 31, 2013, 2012 and 2011, respectively. As of December 31, 2013, we had an accumulated deficit of \$277.3 million. Even if we succeed in developing and commercializing one or more of our product candidates, we expect to incur substantial losses for the foreseeable future and may never become profitable. We also expect to continue to incur significant operating and capital expenditures and anticipate that our expenses will increase substantially in the foreseeable future as we:

- continue to undertake preclinical development and clinical trials for product candidates;
- seek regulatory approvals for product candidates;
- implement additional internal systems and infrastructure; and
- hire additional personnel.

We also expect to experience negative cash flow for the foreseeable future as we fund our operating losses and capital expenditures. As a result, we will need to generate significant revenues in order to achieve and maintain profitability. Accordingly, unless and until we generate revenues and

become profitable, we will need to raise additional capital to continue to operate our business. Our failure to achieve or maintain profitability or to raise additional capital could negatively impact the value of our securities.

Our credit facility imposes significant restrictions on our business, and if we default on our obligations, the lenders would have a right to foreclose on substantially all our assets.

In May 2011, we entered into our \$25.0 million credit facility with General Electric Capital Corporation, or GECC, as agent and lender, and Oxford Finance LLC, as lender. We drew \$12.5 million under our credit facility during 2011 and we drew the remaining \$12.5 million on May 29, 2012. Our credit facility contains a number of covenants that impose significant operating and financial restrictions on us. These covenants limit our ability to:

- dispose of our business or certain assets;
- change our business, management, ownership or business locations;
- incur additional debt or liens;
- make certain investments or declare dividends;
- acquire or merge with another entity for consideration in excess of an allowable amount;
- engage in transactions with affiliates; or
- encumber our intellectual property.

Our credit facility may limit our ability to finance future operations or capital needs or to engage in, expand or pursue our business activities. It may also prevent us from engaging in activities that could be beneficial to our business and our stockholders unless we repay the outstanding debt, which may not be desirable or possible.

We have pledged substantially all of our assets other than our intellectual property to secure our obligations under our credit facility. If we default on our obligations and are unable to obtain a waiver for such a default, the lenders would have a right to accelerate the debt and terminate all commitments under our credit facility. They would also have the right to foreclose on the pledged assets, including our cash and cash equivalents. Any such action on the part of lenders against us would significantly harm our business and our ability to operate.

Raising additional capital may cause dilution to our existing stockholders, restrict our operations or require us to relinquish rights to our technologies or product candidates.

Until such time, if ever, as we can generate substantial product revenues, we expect to finance our cash needs through a combination of equity offerings, debt financings, collaborations, strategic alliances, licensing arrangements and other marketing and distribution arrangements. We do not have any committed external source of funds. To the extent that we raise additional capital through the sale of equity or convertible debt securities, your ownership interest will be diluted, and the terms of these securities may include liquidation or other preferences that adversely affect your rights as a stockholder. Debt financing, if available, may involve agreements that include covenants limiting or restricting our ability to take specific actions, such as incurring additional debt, making capital expenditures or declaring dividends. If we raise additional funds through marketing and distribution arrangements or other collaborations, strategic alliances or licensing arrangements with third parties, we may have to relinquish valuable rights to our technologies, future revenue streams, research programs or product candidates, or we may need to grant licenses on terms that may not be favorable to us. If we are unable to raise additional funds through equity or debt financings when needed, we may be required to delay, limit, reduce or terminate our product development or commercialization efforts or

grant rights to develop and market product candidates that we would otherwise prefer to develop and market ourselves.

We are a company with a limited operating history upon which to base an investment decision.

We are a company with a limited operating history and have not demonstrated an ability to perform the functions necessary for the successful commercialization of any product candidates. The successful commercialization of any product candidates will require us to perform a variety of functions, including:

- continuing to undertake preclinical development and clinical trials;
- participating in regulatory approval processes;
- formulating and manufacturing products; and
- conducting sales and marketing activities.

Our operations have been limited to organizing and staffing our company, acquiring, developing and securing our proprietary technology and undertaking preclinical and clinical trials of our product candidates. These operations provide a limited basis for you to assess our ability to commercialize our product candidates and the advisability of investing further in our securities.

Our financial results may fluctuate from quarter to quarter, which makes our results difficult to predict and could cause our results to fall short of expectations.

Our financial results may fluctuate as a result of a number of factors, many of which are outside of our control. For these reasons, comparing our financial results on a period-to-period basis may not be meaningful, and you should not rely on our past results as an indication of our future performance. Our revenues, if any, may fluctuate from quarter to quarter and our future quarterly and annual expenses as a percentage of our revenues may be significantly different from those we have recorded in the past or which we expect for the future. Our financial results in some quarters may fall below expectations. Any of these events as well as the various risk factors listed in this "Risk Factors" section could adversely affect our financial results and cause the value of our stock to fall.

Risks Related to the Discovery, Development and Commercialization of Our Product Candidates

We are heavily dependent on the success of Abaloparatide-SC which is under clinical development. We cannot be certain that Abaloparatide-SC will receive regulatory approval or be successfully commercialized even if we receive regulatory approval.

Abaloparatide-SC is our only product candidate in late-stage clinical development, and our business currently depends heavily on its successful development, regulatory approval and commercialization. We have no drug products for sale currently and may never be able to develop marketable drug products. The research, testing, manufacturing, labeling, approval, sale, marketing and distribution of drug products are subject to extensive regulation by the FDA and other regulatory authorities in the United States and other countries, which regulations differ from country to country. We are not permitted to market Abaloparatide-SC in the United States unless and until we receive approval of a New Drug Application, or NDA, from the FDA, or in any foreign countries unless and until we receive the requisite approval from regulatory authorities in foreign countries. In addition, the approval of Abaloparatide-TD as a line extension to Abaloparatide-SC is dependent on the earlier approval of Abaloparatide-SC. We have not submitted an NDA to the FDA or comparable applications to regulatory authorities in other countries. Obtaining approval of an NDA is an extensive, lengthy,

expensive and uncertain process, and any approval of Abaloparatide-SC may be delayed, limited or denied for many reasons, including:

- we may not be able to demonstrate that abaloparatide is safe and effective as a treatment for osteoporosis to the satisfaction of the FDA;
- the results of our clinical studies may not meet the level of statistical or clinical significance required by the FDA for marketing approval;
- the FDA may disagree with the number, design, size, conduct or implementation of our clinical studies;
- any clinical research organizations, or CROs, that we have retained or may in the future retain, to conduct clinical studies may take actions outside of our control that materially adversely impact our clinical studies;
- the FDA may not find the data from preclinical studies and clinical studies sufficient to demonstrate that abaloparatide's clinical and other benefits outweigh its safety risks;
- the FDA may disagree with our interpretation of data from our preclinical studies and clinical studies or may require that we conduct additional studies;
- the FDA may not accept data generated at our clinical study sites;
- the FDA may require development of a Risk Evaluation and Mitigation Strategy, or REMS, as a condition of approval;
- if our NDA is reviewed by an advisory committee, the FDA may have difficulties scheduling an advisory committee meeting in a timely manner or the advisory committee may recommend against approval of our application or may recommend that the FDA require, as a condition of approval, additional preclinical studies or clinical studies, limitations on approved labeling or distribution and use restrictions; or
- the FDA may identify deficiencies in the manufacturing processes or facilities of our third-party manufacturers.

In addition, the FDA may change its approval policies or adopt new regulations. For example, on February 15, 2012, we received a letter from the FDA stating that, after internal consideration, the agency believes that a minimum of 24-month fracture data are necessary for approval of new products for the treatment of postmenopausal osteoporosis. Our ongoing Abaloparatide-SC pivotal Phase 3 clinical study is designed to produce fracture data based on an 18-month primary endpoint. Based on our discussions with the FDA, we believe that continued use of the 18-month primary endpoint will be acceptable, provided that our NDA includes the 24-month fracture data derived from a 6-month extension of the abaloparatide 80 µg and placebo groups in our Phase 3 study, which groups will receive an approved alendronate (generic Fosamax) therapy for osteoporosis management. We plan to submit our NDA with the 24-month fracture data. We cannot be certain that the FDA will be supportive of this plan, will not change this approval policy again or will not adopt other approval policies or regulations that adversely affect any NDA that we may submit, the occurrence of any of which may further delay FDA approval.

Before we submit an NDA to the FDA for Abaloparatide-SC as a treatment for osteoporosis, we must complete our pivotal Phase 3 study based upon 18-month fracture data, a carcinogenicity study in rats, and bone quality studies in rats and monkeys. We also may need to complete several additional studies, including, but not limited to, a thorough QT Phase 1 study, a Phase 1 pharmacokinetic, or PK, study in renal patients, a Phase 1 absolute bioavailability PK study and several drug interaction studies. Not all of these studies have commenced and the results of these studies will have an important bearing on the approval of abaloparatide. In addition to fracture and bone mineral density, or BMD,

our pivotal Phase 3 study will measure a number of other potential safety indicators, including blood calcium levels, orthostatic hypotension, nausea, dizziness and anti-abaloparatide antibodies which may have an important bearing on the approval of abaloparatide.

We cannot assure you that we will receive the approvals necessary to commercialize any of our product candidates, including Abaloparatide-SC, Abaloparatide-TD, RAD1901 and RAD140, or any product candidate we may acquire or develop in the future. We will need FDA approval to commercialize our product candidates in the United States and approvals from the regulatory authorities in foreign jurisdictions to commercialize our product candidates in those jurisdictions. In order to obtain FDA approval of any product candidate, we must submit to the FDA an NDA demonstrating that the product candidate is safe for humans and effective for its indicated use. This demonstration requires significant research and animal tests, which are referred to as preclinical studies, as well as human tests, which are referred to as clinical trials. Satisfaction of the FDA's regulatory requirements typically takes many years, depends upon the type, complexity and novelty of the product candidate and requires substantial resources for research, development and testing. We cannot predict whether our research and clinical approaches will result in drugs that the FDA considers safe for humans and effective for indicated uses. The FDA has substantial discretion in the drug approval process and may require us to conduct additional preclinical and clinical testing or to perform post-marketing studies. The approval process may also be delayed by changes in government regulation, future legislation or administrative action or changes in FDA policy that occur prior to or during its regulatory review, such as the request we received from the FDA with respect to providing a minimum of 24-month fracture data for approval of abaloparatide. Delays in obtaining regulatory approvals may:

- delay commercialization of, and our ability to derive product revenues from, our product candidates;
- impose costly procedures on us; and
- diminish any competitive advantages that we may otherwise enjoy.

Even if we comply with all FDA requests, the FDA may ultimately reject one or more of our NDAs. We may never obtain regulatory clearance for any of our product candidates. Failure to obtain FDA approval of any of our product candidates will severely undermine our business by leaving us without a saleable product, and therefore without any source of revenues, until another product candidate can be developed. There is no guarantee that we will ever be able to develop or acquire any product candidate.

In foreign jurisdictions, we must receive approval from the appropriate regulatory authorities before we can commercialize any drugs. Foreign regulatory approval processes generally include all of the risks associated with the FDA approval procedures described above. We cannot assure you that we will receive the approvals necessary to commercialize any of our product candidates for sale outside the United States.

Clinical trials are very expensive, time-consuming and difficult to design and implement.

Human clinical trials are very expensive and difficult to design and implement, in part because they are subject to rigorous regulatory requirements. A substantial portion of our abaloparatide development costs are denominated in euros and any adverse movement in the dollar/euro exchange rate will result in increased costs and require us to raise additional capital to complete the development of our products. The clinical trial process is also time consuming. Furthermore, failure can occur at any stage of the trials, and we could encounter problems that cause us to abandon or repeat clinical trials. The commencement and completion of clinical trials may be delayed by several factors, including:

- changes in government regulation, administrative action or changes in FDA policy with respect to clinical trials that change the requirements for approval;

- unforeseen safety issues;
- determination of dosing issues;
- lack of effectiveness during clinical trials; slower than expected rates of patient recruitment and enrollment;
- inability to monitor patients adequately during or after treatment; and
- inability or unwillingness of medical investigators to follow our clinical protocols.

In addition, we, the FDA, or other regulatory authorities and ethics committees with jurisdiction over our studies may suspend our clinical trials at any time if it appears that we are exposing participants to unacceptable health risks or if the FDA or other authorities find deficiencies in our regulatory submissions or the conduct of these trials. Therefore, we cannot predict with any certainty the schedule for existing or future clinical trials. Any such unexpected expenses or delays in our clinical trials could increase our need for additional capital, which may not be available on favorable terms or at all.

Most of our product candidates are in early stages of clinical trials.

Except for Abaloparatide-SC and Abaloparatide-TD, each of our other product candidates (i.e., RAD1901 and RAD140) is in the early stages of development and requires extensive preclinical and clinical testing. We cannot predict with any certainty if or when we might submit an NDA for regulatory approval for any of our product candidates or whether any such NDA would be accepted.

The results of our clinical trials may not support our product candidate claims.

Even if our clinical trials are completed as planned, we cannot be certain that the results will support our product candidate claims. Success in preclinical testing and early clinical trials does not ensure that later clinical trials will be successful, and we cannot be sure that the results of later clinical trials will replicate the results of prior clinical trials and preclinical testing. For example, our Phase 3 trial of Abaloparatide-SC for fracture prevention may not replicate the positive efficacy results for BMD from our two Phase 2 trials. The clinical trial process may fail to demonstrate that our product candidates are safe for humans and effective for indicated uses. This failure would cause us to abandon a product candidate and may delay development of other product candidates. Any delay in, or termination of, our clinical trials will delay the filing of our NDAs with the FDA and, ultimately, our ability to commercialize our product candidates and generate product revenues. In addition, our clinical trials to date have involved small patient populations. Because of the small sample sizes, the results of these clinical trials may not be indicative of future results.

If serious adverse or undesirable side effects are identified during the development of our product candidates, we may need to abandon our development of some of our product candidates.

All of our product candidates are still in preclinical or clinical development. It is impossible to predict when or if any of our product candidates will prove effective or safe in humans or will receive regulatory approval, if ever. If our product candidates result in undesirable side effects or have characteristics that are unexpected, we may need to abandon their development.

Any product candidate for which we obtain marketing approval could be subject to restrictions or withdrawal from the market and we may be subject to penalties if we fail to comply with regulatory requirements or if we experience unanticipated problems with our products, when and if any of them are approved.

Any product candidate for which we obtain marketing approval, along with the manufacturing processes, post-approval clinical data, labeling, advertising and promotional activities for such product,

will be subject to continual requirements of and review by the FDA and other regulatory authorities. These requirements include submissions of safety and other post-marketing information and reports, registration and listing requirements, current good manufacturing practices, or cGMP, requirements relating to quality control, quality assurance and corresponding maintenance of records and documents, requirements regarding the distribution of samples to physicians and recordkeeping. Even if we obtain marketing approval of a product candidate, the approval may be subject to limitations on the indicated uses for which the product may be marketed or to the conditions of approval, or contain requirements for costly post-marketing testing and surveillance to monitor the safety or efficacy of the product. The FDA closely regulates the post-approval marketing and promotion of drugs to ensure drugs are marketed only for the approved indications and in accordance with the provisions of the approved labeling. The FDA imposes stringent restrictions on manufacturers' communications regarding off-label use and, if we do not market our products for their approved indications, we may be subject to enforcement action for off-label marketing.

In addition, later discovery of previously unknown problems with our products, manufacturers or manufacturing processes, or failure to comply with regulatory requirements, may yield various results, including:

- restrictions on such products, manufacturers or manufacturing processes;
- restrictions on the labeling or marketing of a product;
- restrictions on product distribution or use;
- requirements to conduct post-marketing clinical trials;
- warning or untitled letters;
- withdrawal of the products from the market;
- refusal to approve pending applications or supplements to approved applications that we submit;
- voluntary or mandatory recall of products and related publicity requirements;
- fines, restitution or disgorgement of profits or revenue;
- suspension or withdrawal of marketing approvals;
- refusal to permit the import or export of our products;
- product seizure; or
- injunctions or the imposition of civil or criminal penalties.

The commercial success of any product candidates that we may develop will depend upon the degree of market acceptance by physicians, patients, healthcare payers and others in the medical community.

Even if the FDA approves one or more of our product candidates, physicians and patients may not accept and use them. Acceptance and use of any of our products will depend upon a number of factors including:

- perceptions by members of the healthcare community, including physicians, about the safety and effectiveness of our drug;
- cost-effectiveness of our product relative to competing products;
- availability of coverage and reimbursement for our product from government or other healthcare payers; and

- effectiveness of marketing and distribution efforts by us and our licensees and distributors, if any.

Because we expect sales of our current product candidates, if approved, to generate substantially all of our product revenues for the foreseeable future, the failure of these drugs to gain market acceptance would harm our business and would require us to seek additional financing.

We may expend our limited resources to pursue a particular product candidate or indication and fail to capitalize on product candidates or indications that may be more profitable or for which there is a greater likelihood of success.

Because we have limited financial and managerial resources, we narrowly focus on research programs and product candidates that we identify for specific indications. As a result, we may forego or delay pursuit of opportunities with other product candidates or for other indications that later prove to have greater commercial potential. Our resource allocation decisions may cause us to fail to capitalize on viable commercial products or profitable market opportunities. Our spending on current and future research and development programs and product candidates for specific indications may not yield any commercially viable products. If we do not accurately evaluate the commercial potential or target market for a particular product candidate, we may relinquish valuable rights to that product candidate through collaboration, licensing or other royalty arrangements in cases in which it would have been more advantageous for us to retain sole development and commercialization rights to such product candidate.

If we experience delays in the enrollment of patients in our clinical trials, our receipt of necessary regulatory approvals could be delayed or prevented.

We may not be able to initiate or continue clinical trials for some of our product candidates if we are unable to locate and enroll a sufficient number of eligible patients to participate in these trials as required by the FDA or other regulatory authorities. In addition, many of our competitors have ongoing clinical trials for product candidates that could be competitive with our product candidates, and patients who would otherwise be eligible for our clinical trials may instead enroll in clinical trials of our competitors' product candidates.

Enrollment delays in our clinical trials may result in increased development costs for our product candidates, which would cause the value of the company to decline and limit our ability to obtain additional financing. Our inability to enroll a sufficient number of patients for any of our current or future clinical trials would result in significant delays or may require us to abandon one or more clinical trials altogether.

Risks Related to Our Dependence on Third Parties

Our drug development program depends upon third-party researchers, investigators and collaborators who are outside our control.

We depend upon independent researchers, investigators and collaborators, such as Nordic, to conduct our preclinical and clinical trials under agreements with us. These third parties are not our employees and we cannot control the amount or timing of resources that they devote to our programs. These third parties may not assign as great a priority to our programs or pursue them as diligently as we would if we were undertaking such programs ourselves. If outside collaborators fail to devote sufficient time and resources to our drug-development programs, or if their performance is substandard, the approval of our FDA applications, if any, and our introduction of new drugs, if any, will be delayed. These collaborators may also have relationships with other commercial entities, some of whom may compete with us. If our collaborators assist competitors at our expense, our competitive position would be harmed.

If a regulatory or governmental authority determines that a financial interest in the outcome of the Phase 3 study of Abaloparatide-SC by any of the entities managing our Phase 3 clinical trial affected the reliability of the data from the Phase 3 clinical trial, our ability to use the data for our planned regulatory submissions could be compromised, which could harm our business and the value of our common stock.

The Phase 3 clinical trial of Abaloparatide-SC is being managed by Nordic at certain clinical sites operated by the Center for Clinical and Basic Research, or CCBR, a leading global CRO with extensive experience in global osteoporosis registration studies. Nordic controls, and holds an ownership interest in, the local CCBR clinical sites. The clinical trial investigators are employees of CCBR and may also hold an equity interest in the local CCBR clinical trials.

In consideration of Nordic's management of our Phase 3 clinical trial, we agreed to make various cash payments to Nordic denominated in both euros and U.S. dollars over the course of the Phase 3 study equal to a total of up to approximately €41.2 million (\$56.7 million) and a total of up to approximately \$3.2 million. We also agreed to sell shares of capital stock to Nordic that were exchanged in the Merger for 6,443 shares of our series A-5 convertible preferred stock for proceeds of approximately \$0.5 million. These shares of our series A-5 convertible preferred stock will automatically convert into 64,430 shares of our common stock upon the listing of our common stock on a national securities exchange. Pursuant to the terms of our agreements with Nordic, we will also issue to Nordic shares of stock with an aggregate value of up to €36.8 million (\$50.7 million) in consideration of Nordic's management of the Phase 3 clinical trial. These shares of stock accrue at a quarterly rate based on the progress of the Phase 3 clinical trial and are issuable at a price per share equal to the greater of \$8.142 and the 20-day average of the closing price of our common stock at the relevant time of determination at any time after our common stock is publicly traded.

The fair market value of our common stock may be subject to wide fluctuations in response to various factors, many of which are beyond our control, including any negative outcome of the Phase 3 study. Accordingly, the shares of stock that we will issue to Nordic in consideration of Nordic's management of the Phase 3 clinical trial may be less than the full value originally anticipated under our agreements with Nordic, assuming Nordic did not expect the fair market value of our stock to fluctuate widely over the term of such agreements. As a result, the total consideration that Nordic will receive in cash and stock may be viewed to be below the market price paid by other companies for comparable clinical trial services.

Because of the potential decrease in the value of the common stock issuable to Nordic upon a negative outcome of the Phase 3 study, Nordic, CCBR and the clinical trial investigators may be viewed as having a financial interest in the outcome of the study. We have obtained written acknowledgments from the clinical trial investigators certifying that they have no financial interest in the outcome of the Phase 3 clinical trial. However, if the FDA, the European Medicines Agency, or EMA, or any other similar regulatory or governmental authority determines that Nordic, CCBR or the clinical trial investigators have a financial interest that affected the reliability of the data from the Phase 3 clinical trial, we could be subject to additional regulatory scrutiny and the utility of the Phase 3 clinical trial for purposes of our planned regulatory submissions could be compromised, which could have a material adverse effect on our business and the value of our common stock.

We will rely exclusively on third parties to formulate and manufacture our product candidates.

We have no experience in drug formulation or manufacturing and do not intend to establish our own manufacturing facilities. We lack the resources and expertise to formulate or manufacture our own product candidates. We have entered into agreements with contract manufacturers to manufacture abaloparatide for use in clinical trial activities. These contract manufacturers are currently our only source for the production and formulation of abaloparatide. We may not have sufficient clinical supplies of abaloparatide but believe that our contract manufacturers will be able to produce sufficient

supply of abaloparatide to complete all of the planned abaloparatide clinical studies. If our contract manufacturers are unable to produce, in a timely manner, adequate clinical supplies to meet the needs of our clinical studies, we would be required to seek new contract manufacturers that may require us to modify our finished product formulation and modify or terminate our clinical studies for abaloparatide. Any modification of our finished product or modification or termination of our Phase 3 clinical study could adversely affect our ability to obtain necessary regulatory approvals and significantly delay or prevent the commercial launch of the product, which would materially harm our business and impair our ability to raise capital.

We depend on a number of single source contract manufacturers to supply key components of abaloparatide. For example, we depend on Lonza Group Ltd., or Lonza, which produces supplies of bulk drug product of abaloparatide to support the Abaloparatide-SC and Abaloparatide-TD clinical studies and potential commercial launch. We also depend on Ipsen, its subcontractor Vetter Pharma Fertigung GmbH & Co, or Vetter, and Becton, Dickinson and Company, or Becton Dickinson, for the production of finished supplies of Abaloparatide-SC and we depend on 3M for the production of Abaloparatide-TD. Because of our dependence on Vetter for the "fill and finish" part of the manufacturing process for Abaloparatide-SC, we are subject to the risk that Vetter may not have the capacity from time to time to produce sufficient quantities of abaloparatide to meet the needs of our clinical studies or be able to scale to commercial production of abaloparatide. Because the manufacturing process for Abaloparatide-TD requires the use of 3M's proprietary technology, 3M is our sole source for finished clinical trial supplies of Abaloparatide-TD. To date, we have not entered into a commercial supply agreement with 3M. If we were not able to negotiate commercial supply terms with 3M, as we depend on 3M for production of Abaloparatide-TD, we would be unable to commercialize this product. Or, if we are forced to accept unfavorable terms for our future relationship with 3M, our business and financial condition would be materially harmed.

While we are currently in discussions, to date, we have not entered into a long-term agreement with any of Lonza, Vetter or Becton Dickinson, each of whom currently produces abaloparatide or related components on a purchase order basis for us. Accordingly, Lonza, Vetter and Becton Dickinson could terminate their relationship with us at any time and for any reason. We may not be able to negotiate long-term agreements on acceptable terms, or at all. If our relationship with any of these contract manufacturers is terminated, or if they are unable to produce abaloparatide or related components in required quantities, on a timely basis or at all, or if we are forced to accept unfavorable terms for our future relationship, our business and financial condition would be materially harmed. If any of our current product candidates or any product candidates we may develop or acquire in the future receive FDA approval, we will rely on one or more third-party contractors to manufacture our drugs or related components. Our anticipated future reliance on a limited number of third-party manufacturers exposes us to the following risks:

- We may be unable to identify manufacturers on acceptable terms, or at all, because the number of potential manufacturers is limited and the FDA must approve any replacement contractor. This approval would require new testing and compliance inspections. In addition, a new manufacturer would have to be educated in, or develop substantially equivalent processes for, production of our products after receipt of FDA approval, if any.
- Our third-party manufacturers might be unable to formulate and manufacture our drugs or related components in the volume and of the quality required to meet our clinical needs and commercial needs, if any.
- Our future contract manufacturers may not perform as agreed or may not remain in the contract manufacturing business for the time required to supply our clinical trials or to successfully produce, store and distribute our products.

- Drug manufacturers are subject to ongoing periodic unannounced inspection by the FDA, the Drug Enforcement Administration, and corresponding state agencies to ensure strict compliance with cGMP, and other government regulations and corresponding foreign standards. We do not have control over third-party manufacturers' compliance with these regulations and standards.
- If any third-party manufacturer makes improvements in the manufacturing process for our products, we may not own, or may have to share, the intellectual property rights to the innovation.

Each of these risks could delay our clinical trials, the approval, if any, of our product candidates by the FDA or the commercialization of our product candidates or result in higher costs or deprive us of potential product revenues.

If we are not able to establish additional collaborations, we may have to alter our development plans.

Our product development programs and the potential commercialization of our product candidates will require substantial additional cash to fund expenses. For some of our product candidates, we may decide to collaborate with pharmaceutical and biotechnology companies for the development and potential commercialization of those product candidates.

We face significant competition in seeking appropriate collaborators. Collaborations are complex and time-consuming to negotiate and document. We may also be restricted under existing collaboration agreements from entering into agreements on certain terms with other potential collaborators. We may not be able to negotiate collaborations on acceptable terms, or at all. If that were to occur, we may have to curtail the development of a particular product candidate, reduce or delay its development program or one or more of our other development programs, delay its potential commercialization or reduce the scope of our sales or marketing activities, or increase our expenditures and undertake development or commercialization activities at our own expense. If we elect to increase our expenditures to fund development or commercialization activities on our own, we may need to obtain additional capital, which may not be available to us on acceptable terms or at all. If we do not have sufficient funds, we will not be able to bring our product candidates to market and generate product revenue.

Risks Related to Marketing and Sale of Our Products

We have no experience selling, marketing or distributing products and currently do not have the internal capability to do so.

We currently have no sales, marketing or distribution capabilities. Our future success depends, in part, on our ability to enter into and maintain collaborative relationships for such capabilities, the collaborators' strategic interest in the products under development and such collaborators' ability to successfully market and sell any such products. We intend to build an internal sales force to market and sell our products to specialists and to pursue collaborative arrangements to market and sell our products to primary care physicians. To the extent that we depend on third parties for marketing and distribution, any revenues we receive will depend upon the efforts of such third parties, and we cannot assure you that their efforts will be successful. In addition, we cannot assure you that we will be able to establish or maintain relationships with such third party collaborators or that we would be able to market and sell our products in the United States or overseas through an in-house sales force in lieu of such relationships.

If we cannot compete successfully for market share against other drug companies, we may not achieve sufficient product revenues and our business will suffer.

The market for our product candidates is characterized by intense competition and rapid technological advances. If any of our product candidates receives FDA approval, it will compete with a number of existing and future drugs and therapies developed, manufactured and marketed by others. Existing or future competing products may provide greater therapeutic convenience or clinical or other benefits for a specific indication than our products, or may offer comparable performance at a lower cost. If our products fail to capture and maintain market share, we may not achieve sufficient product revenues and our business will suffer.

We will compete against fully integrated pharmaceutical companies and smaller companies that are collaborating with larger pharmaceutical companies, academic institutions, government agencies and other public and private research organizations. Many of these competitors have compounds already approved or in development. In addition, many of these competitors, either alone or together with their collaborative partners, operate larger research and development programs or have substantially greater financial resources than we do, as well as significantly greater experience in:

- developing drugs;
- undertaking preclinical testing and human clinical trials;
- obtaining FDA and other regulatory approvals of drugs;
- formulating and manufacturing drugs; and
- launching, marketing and selling drugs.

Developments by competitors may render our products or technologies obsolete or non-competitive.

The biotechnology and pharmaceutical industries are intensely competitive and subject to rapid and significant technological change. Some of the drugs that we are attempting to develop, such as Abaloparatide-SC, Abaloparatide-TD, RAD1901 and RAD140 will have to compete with existing therapies. In addition, a large number of companies are pursuing the development of pharmaceuticals that target the same diseases and conditions that we are targeting. We face competition from pharmaceutical and biotechnology companies in the United States and abroad. In addition, companies doing business in different but related fields represent substantial competition. Many of these organizations competing with us have substantially greater capital resources, larger research and development staffs and facilities, longer drug development history in obtaining regulatory approvals and greater manufacturing and marketing capabilities than we do. These organizations also compete with us to attract qualified personnel and parties for acquisitions, joint ventures or other collaborations, and therefore, we may not be able to hire or retain qualified personnel to run all facets of our business. These risks could render our products or technologies obsolete or non-competitive.

Our ability to generate product revenues will be diminished if our drugs sell for inadequate prices or patients are unable to obtain adequate levels of reimbursement.

Our ability to commercialize our drugs, alone or with collaborators, will depend in large part on the extent to which coverage and reimbursement will be available from:

- government and health administration authorities;
- private health maintenance organizations and health insurers; and
- other healthcare payers.

Significant uncertainty exists as to the reimbursement status of newly approved healthcare products. Healthcare payers, including Medicare, are challenging the prices charged for medical products and services. Government and other healthcare payers increasingly attempt to contain healthcare costs by limiting both coverage and the level of reimbursement for drugs. Even if one of our product candidates is approved by the FDA, insurance coverage may not be available, and reimbursement levels may be inadequate, to cover the costs of our drug. If government and other healthcare payers do not provide adequate coverage and reimbursement levels for our product candidates, once approved, market acceptance of our products could be reduced.

We may incur substantial liabilities and may be required to limit commercialization of our products in response to product liability lawsuits.

The testing and marketing of medical products entail an inherent risk of product liability. If we cannot successfully defend ourselves against product liability claims, we may incur substantial liabilities or be required to limit commercialization of our products. Our inability to obtain sufficient product liability insurance at an acceptable cost to protect against potential product liability claims could prevent or inhibit the commercialization of pharmaceutical products we develop, alone or with collaborators.

Risks Related to Our Intellectual Property

If we fail to comply with our obligations in our intellectual property licenses with third parties, we could lose license rights that are important to our business.

We are a party to a number of intellectual property license agreements with third parties and expect to enter into additional license agreements in the future. Our existing license agreements impose, and we expect that any future license agreements will impose, various diligence, milestone payment, royalty, insurance and other obligations on us. If we fail to comply with these obligations, our licensors may have the right to terminate these agreements, in which event we might not be able to develop and market any product that is covered by these agreements. Termination of these licenses or reduction or elimination of our licensed rights may result in our having to negotiate new or reinstated licenses with less favorable terms. The occurrence of such events could materially harm our business.

If our efforts to protect our intellectual property related to Abaloparatide-SC, Abaloparatide-TD, RAD1901 and/or RAD140 fail to adequately protect these assets, we may lose the ability to license or successfully commercialize one or more of these candidates.

Our commercial success is significantly dependent on intellectual property related to our product portfolio. We are either the licensee or assignee of numerous issued and pending patent applications that cover various aspects of our assets, including Abaloparatide-SC, Abaloparatide-TD, RAD1901 and RAD140.

Patents covering abaloparatide as a composition of matter have been issued in the United States (US Patent No. 5,969,095), Europe and several additional countries. Because the abaloparatide composition of matter patent was filed in 1996, it is expected to have a normal expiration in approximately 2016 in the United States (this date does not include the possibility of Hatch-Waxman patent term extension, which could extend the expiration in the United States into the first quarter of 2021 if an application for extension is made and the maximum extension is granted by the USPTO) and additional countries where it has issued.

We and Ipsen are also co-assignees to US Patent No. 7,803,770 that we believe provides exclusivity until 2028 in the United States (absent any Hatch-Waxman patent term extensions) for the method of treating osteoporosis with the intended therapeutic dose for Abaloparatide-SC.

We and Ipsen are also co-assignees to US Patent No. 8,148,333 that we believe provides exclusivity until 2027 in the United States (absent any Hatch-Waxman patent term extensions) for the intended therapeutic formulation for Abaloparatide-SC.

We and 3M are co-assignees to several foreign and corresponding U.S. patent applications with a priority date of April 22, 2011, which cover various aspects of abaloparatide for microneedle application. Any issued claims resulting from these applications will expire no earlier than 2032. However, pending patent applications in the United States and elsewhere may not issue since the interpretation of the legal requirements of patentability in view of claimed inventions are not always predictable. Additional intellectual property covering Abaloparatide-TD technology exists in the form of proprietary information protected as trade secrets. These can be accidentally disclosed to, independently derived by or misappropriated by competitors, possibly reducing or eliminating the exclusivity advantages of this form of intellectual property, thereby allowing those competitors more rapid entry into the marketplace with a competitive product thus reducing our advantage with Abaloparatide-TD. In addition, trade secrets may in some instances become publicly available through required disclosures in regulatory files. Alternatively, competitors may sometimes reverse engineer a product once it becomes available on the market. Even where a competitor does not use an identical technology for the delivery of abaloparatide, it is possible that they could achieve an equivalent or even superior result using another technology. Such occurrences could lead to either one or more alternative competitor products becoming available on the market and/or one or more generic competitor products on the market gaining market share and causing a corresponding decrease in market share and/or price for Abaloparatide-TD.

Patents covering RAD1901 as a composition of matter, as well as the use of RAD1901 for the treatment of estrogen-dependent breast cancer, have been issued in the United States, Canada and Australia and are pending in Europe and India. The RAD1901 composition of matter patents in the United States expire in 2023 and 2026 (absent any Hatch-Waxman patent term extension). Additional patent applications relating to methods of treating vasomotor symptoms and clinical dosage strengths using RAD1901 have been filed. Pending patent applications in the United States and elsewhere may not issue since the interpretation of the legal requirements of patentability in view of any claimed invention before a patent office are not always predictable. As a result, we could encounter challenges or difficulties in building, maintaining and/or defending our intellectual property both in the United States and abroad.

Patent applications covering RAD140 and other SARM compounds have been granted in the United States, Mexico, Japan and Australia, and are pending in the United States and elsewhere. The RAD140 composition of matter case expires in 2029 in the United States (absent any Hatch-Waxman patent term extension) and additional countries if and when it issues.

Since patents are highly technical legal documents that are frequently subject to intense litigation pressure, there is risk that even if one or more of the patents related to our products does issue and is asserted that the patent(s) will be found invalid, unenforceable and/or not infringed when subject to said litigation. Finally, the intellectual property laws and practices can vary considerably from one country to another and also can change with time. As a result, we could encounter challenges or difficulties in building, maintaining and defending our intellectual property both in the United States and abroad.

We may become party to, or threatened with, future adversarial proceedings or litigation regarding intellectual property rights with respect to patents issued or licensed to us, including interference proceedings before the USPTO. Third parties may assert infringement claims against us. If we are found to infringe a third party's intellectual property rights, we could be required to obtain a license from such third party to continue developing and marketing our products and technology. However, we may not be able to obtain any required license on commercially reasonable terms or at all. Even if we

were able to obtain a license, it could be non-exclusive, thereby giving our competitors access to the same technologies licensed to us. We could be forced, including by court order, to cease commercializing the infringing technology or product. In addition, we could be found liable for monetary damages. A finding of infringement could prevent us from commercializing our product candidates or force us to cease some of our business operations, which could materially harm our business. Claims that we have misappropriated the confidential information or trade secrets of third parties could have a similar negative impact on our business.

If we are unable to obtain and maintain patent protection for our technology and products, or if our licensors are unable to obtain and maintain patent protection for the technology or products that we license from them, our competitors could develop and commercialize technology and products similar or identical to ours, and our ability to successfully commercialize our technology and products may be adversely affected.

Our success depends in large part on our and our licensors' ability to obtain and maintain patent protection in the United States and other countries with respect to our proprietary technology and products. In some circumstances, we may not have the right to control the preparation, filing and prosecution of patent applications, or to maintain the patents, covering technology or products that we license from third parties. Therefore, we cannot be certain that these patents and applications will be prosecuted and enforced in a manner consistent with the best interests of our business. In addition, if third parties who license patents to us fail to maintain these patents, or lose rights to those patents, the rights we have licensed may be reduced or eliminated.

The patent position of biotechnology and pharmaceutical companies generally is highly uncertain, involves complex legal and factual questions and has in recent years been the subject of much litigation. As a result, the issuance, scope, validity, enforceability and commercial value of our and our licensors' patent rights are highly uncertain. Our and our licensors' pending and future patent applications may not result in patents being issued that protect our technology or products or that effectively prevent others from commercializing competitive technologies and products. Changes in either the patent laws or interpretation of the patent laws in the United States and other countries may diminish the value of our patents or narrow the scope of our patent protection. The laws of foreign countries may not protect our rights to the same extent as the laws of the United States. Assuming the other requirements for patentability are met, in the United States, prior to March 16, 2013, the first to make the claimed invention was entitled to the patent (a "first-to-invent" system), while outside the United States, the first to file a patent application is entitled to the patent (a "first-to-file" system). With the implementation of the Leahy-Smith America Invents Act, the United States now has a first-to-file system for patent applications filed on or after March 16, 2013. We may become involved in opposition, interference or derivation proceedings challenging our patent rights or the patent rights of others. Publications of discoveries in the scientific literature often lag behind the actual discoveries, and patent applications in the United States and other jurisdictions are typically not published until 18 months after filing, or in some cases not at all. Therefore, we cannot be certain that we or our licensors were the first to make the inventions claimed in our owned and licensed patents or pending patent applications, or that we or our licensors were the first to file for patent protection of such inventions. An adverse determination in any such proceeding could reduce the scope of, or invalidate our patent rights, allow third parties to commercialize our technology or products and compete directly with us, without payment to us, or result in our inability to manufacture or commercialize products without infringing third-party patent rights.

Even if our owned and licensed patent applications issue as patents, they may not issue in a form that will provide us with any meaningful protection, prevent competitors from competing with us or otherwise provide us with any competitive advantage. Our competitors may be able to circumvent our owned or licensed patents by developing similar or alternative technologies or products in a non-infringing manner. The issuance of a patent is not conclusive as to its scope, validity or

enforceability, and our owned and licensed patents may be challenged in the courts or patent offices in the United States and abroad. Any challenges may result in patent claims being narrowed, invalidated or held unenforceable, which could limit our ability to stop or prevent us from stopping others from using or commercializing similar or identical technology and products, or limit the duration of the patent protection of our technology and products. Given the amount of time required for the development, testing and regulatory review of new product candidates, patents protecting such candidates might expire before or shortly after such candidates are commercialized. As a result, our owned and licensed patents may not provide us with sufficient rights to exclude others from commercializing products similar or identical to ours.

Payments, fees, submissions and various additional requirements must be met in order for pending patent applications to advance in prosecution and issued patents to be maintained. Rigorous compliance with these requirements is essential to procurement and maintenance of patents integral to our product portfolio.

Periodic maintenance fees, renewal fees, annuity fees and various other governmental fees on patents and/or patent applications will come due for payment periodically throughout the lifecycle of patent applications and issued patents. In order to help ensure that we comply with any required fee payment, documentary and/or procedural requirements as they might relate to any patents for which we are an assignee or co-assignee, we employ competent legal help and related professionals as needed to comply with those requirements. Our outside patent counsel uses Computer Packages, Inc. for patent annuity payments. Failure to meet a required fee payment, document production or procedural requirement can result in the abandonment of a pending patent application or the lapse of an issued patent. In some instances the defect can be cured through late compliance but there are situations where the failure to meet the required event cannot be cured. Any failures could compromise the intellectual property protection around our preclinical or clinical candidates and possibly weaken or eliminate our ability to protect our eventual market share for that product.

If we are unable to protect the confidentiality of our trade secrets, our business and competitive position would be harmed.

In addition to our patented technology and products, we rely on trade secrets, including unpatented know-how, technology and other proprietary information, to maintain our competitive position. We seek to protect these trade secrets, in part, by entering into non-disclosure and confidentiality agreements with parties that have access to our trade secrets, such as our corporate collaborators, outside scientific collaborators, sponsored researchers, contract manufacturers, consultants, advisors and other third parties. We also enter into confidentiality and invention or patent assignment agreements with our employees and consultants. However, any of these parties may breach the agreements and disclose our proprietary information, and we may not be able to obtain adequate remedies for any breaches. Enforcing a claim that a party illegally disclosed or misappropriated a trade secret is difficult, expensive and time-consuming, and the outcome is unpredictable. In addition, some courts inside and outside the United States are less willing or unwilling to protect trade secrets. If any of our trade secrets were to be lawfully obtained or independently developed by a competitor, we would have no right to prevent them from using that technology or information to compete with us. If any of our trade secrets were to be disclosed to, or independently developed by a competitor, our competitive position would be harmed.

If we infringe the rights of third parties, we could be prevented from selling products and could be forced to pay damages and defend against litigation.

If our products, methods, processes and other technologies infringe the proprietary rights of other parties, we could incur substantial costs and may have to:

- obtain licenses, which may not be available on commercially reasonable terms, if at all;

- abandon an infringing drug candidate;
- redesign our products or processes to avoid infringement;
- stop using the subject matter claimed in the patents held by others;
- pay damages; or
- defend litigation or administrative proceedings which may be costly whether we win or lose, which could result in a substantial diversion of our financial and management resources.

We may become involved in lawsuits to protect or enforce our patents, which could be expensive, time consuming and unsuccessful.

Competitors may infringe our patents. To counter infringement or unauthorized use, we may be required to file infringement claims, which can be expensive and time consuming. In addition, in an infringement proceeding, a court may decide that a patent of ours is invalid or unenforceable, or may refuse to stop the other party from using the technology at issue on the grounds that our patents do not cover the technology in question. An adverse result in any litigation proceeding could put one or more of our patents at risk of being invalidated or interpreted narrowly. Furthermore, because of the substantial amount of discovery required in connection with intellectual property litigation, there is a risk that some of our confidential information could be compromised by disclosure during this type of litigation. In addition, our licensors may have rights to file and prosecute these types of claims and we may be reliant on them to do so.

We may be subject to claims that our employees have wrongfully used or disclosed alleged trade secrets of their former employers.

Some of our employees were previously employed at universities or other biotechnology or pharmaceutical companies, including our competitors or potential competitors. Although we try to ensure that our employees do not use the proprietary information or know-how of others in their work for us, we may be subject to claims that we or these employees have used or disclosed intellectual property, including trade secrets or other proprietary information, of any such employee's former employer. Litigation may be necessary to defend against these claims. If we fail in defending any such claims, in addition to paying monetary damages, we may lose valuable intellectual property rights or personnel. Even if we are successful in defending against such claims, litigation could result in substantial costs and be a distraction to management.

Intellectual property litigation could cause us to spend substantial resources and distract our personnel from their normal responsibilities.

Even if resolved in our favor, litigation or other legal proceedings relating to intellectual property claims may cause us to incur significant expenses, and could distract our technical and management personnel from their normal responsibilities, delaying the development of our product candidates. In addition, there could be public announcements of the results of hearings, motions or other interim proceedings or developments, and if securities analysts or investors perceive these results to be negative, it could have a substantial adverse effect on the price of our common stock. Litigation or other proceedings could substantially increase our operating losses and reduce our resources available for development activities. We may not have sufficient financial or other resources to adequately conduct any litigation or proceedings. Some of our competitors may be able to sustain the costs of any litigation or proceedings more effectively than we can because of their substantially greater financial resources. Uncertainties resulting from the initiation and continuation of patent litigation or other proceedings could have a material adverse effect on our ability to compete in the marketplace.

Risks Related to Legislation and Administrative Actions

Healthcare reform may have a material adverse effect on our industry and our results of operations.

From time to time, legislation is implemented to reign in rising healthcare expenditures. In March 2010, President Obama signed into law the Patient Protection and Affordable Care Act, as amended by the Health Care and Education Reconciliation Act, or PPACA. PPACA includes a number of provisions affecting the pharmaceutical industry, including annual, non-deductible fees on any entity that manufactures or imports some types of branded prescription drugs and biologics, beginning in 2011, and increases in Medicaid rebates owed by manufacturers under the Medicaid Drug Rebate Program. In addition, among other things, PPACA also establishes a new Patient-Centered Outcomes Research Institute to oversee, identify priorities and conduct comparative clinical effectiveness research. Congress has proposed a number of legislative initiatives to alter PPACA, including possible repeal of PPACA. At this time, it remains unclear whether there will be any changes made to particular provisions of PPACA or its entirety. In addition, other legislative changes have been proposed and adopted since PPACA was enacted. Most recently, on August 2, 2011, President Obama signed into law the Budget Control Act of 2011, which may result in such changes as aggregate reductions to Medicare payments to providers of up to two percent per fiscal year, starting in 2013. The full impact on our business of PPACA and the Budget Control Act is uncertain. We cannot predict whether other legislative changes will be adopted, if any, or how such changes would affect the pharmaceutical industry generally.

We are subject to healthcare laws, regulation and enforcement, and our failure to comply with those laws could have a material adverse effect on our results of operations and financial conditions.

We are subject to several healthcare regulations and enforcement by the federal government and the states and foreign governments in which we conduct our business. The laws that may affect our ability to operate include:

- the federal Health Insurance Portability and Accountability Act of 1996, or HIPAA, as amended by the Health Information Technology for Economic and Clinical Health Act, which governs the conduct of various electronic healthcare transactions and protects the security and privacy of protected health information;
- the federal healthcare programs' Anti-Kickback Statute, which prohibits, among other things, persons from knowingly and willfully soliciting, receiving, offering or paying remuneration, directly or indirectly, in exchange for or to induce either the referral of an individual for, or the purchase, order or recommendation of, any good or service for which payment may be made under federal healthcare programs such as the Medicare and Medicaid programs;
- the federal transparency requirements under PPACA, which require manufacturers of drugs, devices, biologics and medical supplies to report to the Department of Health and Human Services information related to physician payments and other transfers of value and physician ownership and investment interests;
- federal false claims laws, which prohibit, among other things, individuals or entities from knowingly presenting, or causing to be presented, claims for payment from Medicare, Medicaid, or other third-party payers that are false or fraudulent;
- federal criminal laws that prohibit executing a scheme to defraud any healthcare benefit program or making false statements relating to healthcare matters; and
- state law equivalents of each of the above federal laws, such as anti-kickback and false claims laws which may apply to items or services reimbursed by any third-party payer, including commercial insurers.

If our operations are found to be in violation of any of the laws described above or any other governmental regulations that apply to us, we may be subject to penalties, including civil and criminal penalties, damages, fines, the curtailment or restructuring of our operations, the exclusion from participation in federal and state healthcare programs and imprisonment, any of which could adversely affect our ability to operate our business and our financial results.

We may be exposed to liability claims associated with the use of hazardous materials and chemicals.

Our research and development activities may involve the controlled use of hazardous materials and chemicals. Although we believe that our safety procedures for using, storing, handling and disposing of these materials comply with federal, state and local laws and regulations, we cannot completely eliminate the risk of accidental injury or contamination from these materials. In the event of such an accident, we could be held liable for any resulting damages and any liability could materially adversely affect our business, financial condition and results of operations. In addition, the federal, state and local laws and regulations governing the use, manufacture, storage, handling and disposal of hazardous or radioactive materials and waste products may require us to incur substantial compliance costs that could materially adversely affect our business, financial condition and results of operations.

Risks Related to Employee Matters and Managing Growth

We may not successfully manage our growth.

Our success will depend upon the expansion of our operations and the effective management of our growth, which will place a significant strain on our management and on our administrative, operational and financial resources. To manage this growth, we may be required to expand our facilities, augment our operational, financial and management systems and hire and train additional qualified personnel. If we are unable to manage this growth effectively, our business would be harmed.

We may enter into or seek to enter into business combinations and acquisitions which may be difficult to integrate, disrupt our business, divert management attention or dilute stockholder value.

We may enter into business combinations and acquisitions. We have limited experience in making acquisitions, which are typically accompanied by a number of risks, including:

- the difficulty of integrating the operations and personnel of the acquired companies;
- the potential disruption of our ongoing business and distraction of management;
- the potential for unknown liabilities and expenses;
- the failure to achieve the expected benefits of the combination or acquisition;
- the maintenance of acceptable standards, controls, procedures and policies; and
- the impairment of relationships with employees as a result of any integration of new management and other personnel.

If we are not successful in completing acquisitions that we may pursue in the future, we would be required to reevaluate our business strategy and we may have incurred substantial expenses and devoted significant management time and resources in seeking to complete the acquisitions. In addition, we could use substantial portions of our available cash as all or a portion of the purchase price, or we could issue additional securities as consideration for these acquisitions, which could cause our stockholders to suffer significant dilution.

We rely on key executive officers and scientific and medical advisors, and their knowledge of our business and technical expertise would be difficult to replace.

We are highly dependent on our chief executive officer and our principal scientific, regulatory and medical advisors. We do not have "key person" life insurance policies for any of our officers. The loss of the technical knowledge and management and industry expertise of any of our key personnel could result in delays in product development, loss of customers and sales and diversion of management resources, which could adversely affect our operating results.

If we are unable to hire additional qualified personnel, our ability to grow our business may be harmed.

We will need to hire additional qualified personnel with expertise in preclinical testing, clinical research and testing, government regulation, formulation and manufacturing and sales and marketing. We compete for qualified individuals with numerous biopharmaceutical companies, universities and other research institutions. Competition for such individuals is intense, and we cannot be certain that our search for such personnel will be successful. Attracting and retaining qualified personnel will be critical to our success.

Risks Relating to Our Securities

There is not now and never has been any market for our securities and an active market may never develop. You may therefore be unable to re-sell shares of our securities at times and prices that you believe are appropriate.

There is no market—active or otherwise—for our common stock or our preferred stock and neither is eligible for listing or quotation on any securities exchange, automated quotation system or any other over-the-counter market, such as the OTC Bulletin Board, or the OTCBB, or the Pink Sheets. Even if we are successful in obtaining approval to have our common stock quoted on the OTCBB, it is unlikely that an active market for our common stock will develop any time soon thereafter. Accordingly, our common stock is highly illiquid. Because of this illiquidity, you will likely experience difficulty in re-selling such shares at times and prices that you may desire.

There is no assurance that our common stock will be listed on a national securities exchange or quoted on an automated quotation system.

We may seek listing of our common stock on a national securities exchange or quotation of our common stock on the OTCBB. However, there is no assurance we will be able to meet the initial listing standards of either of those or any other stock exchange or automated quotation systems, or that we will be able to maintain a listing of our common stock on either of those or any other stock exchange or automated quotation system. An investor may find it more difficult to dispose of shares or obtain accurate quotations as to the market value of our common stock while our common stock is listed on the OTCBB. If our common stock is listed on the OTCBB, we would be subject to an SEC rule that, if it failed to meet the criteria set forth in such rule, imposes various practice requirements on broker-dealers who sell securities governed by the rule to persons other than established customers and accredited investors. Consequently, such rule may deter broker-dealers from recommending or selling our common stock, which may further limit its liquidity. This would also make it more difficult for us to raise additional capital.

Shares of our capital stock issued in the Merger to our affiliates are not freely tradable under federal securities laws and are subject to a lock-up provision, which limits our stockholders' ability to sell such shares of our capital stock.

Shares of our preferred stock and our common stock issued as consideration in the Merger to our affiliates pursuant the Merger Agreement are deemed "Restricted Securities" under the federal

securities laws, and consequently such shares may not be resold without registration under the Securities Act of 1933, as amended, or the Securities Act, or without an exemption from the Securities Act, such as resales effected in compliance with Rule 144 promulgated under the Securities Act. Notwithstanding any such exemption, all shares of our stock issued in the Merger are subject to a lock-up provision set forth in the applicable stockholders' agreement and may not be resold prior to the expiration of the specified lock-up period. The sale, or availability for sale, of our common stock in the public market may adversely affect the prevailing market price of our common stock and may impair our ability to raise additional capital by selling equity or equity-linked securities.

Because we became an operating company by means of a reverse merger, we may not be able to attract the attention of major brokerage firms.

Additional risks may exist as a result of our becoming a public reporting operating company through a "reverse merger." Security analysts of major brokerage firms may not provide coverage of our capital stock or business. Because we became a public reporting operating company through a reverse merger, there is no incentive to brokerage firms to recommend the purchase of our common stock. No assurance can be given that brokerage firms will want to provide analyst coverage of our capital stock or business in the future.

The resale of shares covered by a resale registration statement could adversely affect the market price of our common stock in the public market, should one develop, which result would in turn negatively affect our ability to raise additional equity capital.

The sale, or availability for sale, of our common stock in the public market may adversely affect the prevailing market price of our common stock and may impair our ability to raise additional capital by selling equity or equity-linked securities. In the past, we have maintained a registration statement to register the resale of a significant number of shares of our common stock and may be required to do so in the future. The resale of a substantial number of shares of our common stock in the public market could adversely affect the market price for our common stock and make it more difficult for you to sell shares of our common stock at times and prices that you feel are appropriate. Furthermore, we expect that, because there would be a large number of shares registered pursuant to such a registration statement, selling stockholders would continue to offer shares covered by such registration statement for a significant period of time, the precise duration of which cannot be predicted. Accordingly, the adverse market and price pressures resulting from an offering pursuant to the registration statement may continue for an extended period of time and continued negative pressure on the market price of our common stock could have a material adverse effect on our ability to raise additional equity capital.

We are subject to Sarbanes-Oxley and the reporting requirements of federal securities laws, which can be expensive.

As a public reporting company, we are subject to the Sarbanes-Oxley Act, as well as the information and reporting requirements of the Exchange Act and other federal securities laws. The costs of compliance with the Sarbanes-Oxley Act and of preparing and filing annual and quarterly reports, proxy statements and other information with the SEC, and furnishing audited reports to stockholders, cause our expenses to be higher than they would be if we were privately held. We are not currently required to obtain an attestation report of our independent auditors regarding the effectiveness of our internal controls under Section 404(b) of the Sarbanes-Oxley Act, but may be subject to Section 404(b) in the future. The cost to obtain an attestation report from our independent auditor would be significant. There is also a risk that neither we nor our independent auditor will be able to conclude within the prescribed timeframe that our internal control over financial reporting is effective as required by Section 404. Any failure by us to maintain the effectiveness of our internal controls in accordance with the requirements of Section 404 of the Sarbanes-Oxley Act, as such

requirements exist today or may be modified, supplemented or amended in the future, could have a material adverse effect on our business, operating results and stock price.

For so long as shares of our preferred stock remain outstanding, if we are sold in a transaction yielding less than the liquidation preference payable in the aggregate to holders of outstanding preferred stock, holders of our common stock may not receive any proceeds from such transaction and may lose their investment entirely.

As of February 19, 2014, we had outstanding 879,370 shares of common stock; 701,235 shares of series B preferred stock, 415,987 shares of series B-2 preferred stock; 939,612 shares of series A-1 preferred stock; 983,208 shares of series A-2 preferred stock; 142,227 shares of series A-3 preferred stock; 3,998 shares of series A-4 preferred stock; 6,443 shares of series A-5 preferred stock; 496,111 shares of series A-6 preferred stock; warrants to acquire 14,734 shares of series A-1 preferred stock; and warrants to acquire 2,793,326 shares of common stock. As more fully described herein and in our certificate of incorporation, holders of shares of our preferred stock outstanding at the time of a sale or liquidation will have a right to receive proceeds, if any, from any such transactions, before any payments are made to holders of our common stock. In the event that there are not enough proceeds to satisfy the entire liquidation preference of our preferred stock, holders of our common stock will receive nothing in respect of their equity holdings.

Our directors, executive officers and principal stockholders have substantial control over us and could delay or prevent a change in corporate control.

As of December 31, 2013, our directors, executive officers and holders of more than five percent of our common stock, together with their affiliates, owned, in the aggregate, substantially all of our outstanding voting stock. As a result, these stockholders, acting together, have the ability to control the outcome of matters submitted to our stockholders for approval, including the election of directors and any merger, consolidation or sale of all or substantially all of our assets. In addition, these stockholders, acting together, have the ability to control the management and affairs of our company. Accordingly, this concentration of ownership might harm the market price of our common stock by:

- delaying, deferring or preventing a change in corporate control;
- impeding a merger, consolidation, takeover or other business combination involving us; or
- discouraging a potential acquirer from making a tender offer or otherwise attempting to obtain control of us.

Certain provisions in our charter documents and Delaware law could discourage takeover attempts and lead to management entrenchment.

Our certificate of incorporation and bylaws contain provisions that could have the effect of delaying or preventing changes in control or changes in our management without the consent of our board of directors. These provisions include:

- the exclusive right of our board of directors to elect a director to fill a vacancy created by the expansion of the board of directors or the resignation, death or removal of a director, which prevents stockholders from being able to fill vacancies on our board of directors;
- the ability of our board of directors to determine to issue shares of preferred stock and to determine the price and other terms of those shares, including preferences and voting rights, without stockholder approval, which could be used to significantly dilute the ownership of a hostile acquirer; and
- the requirement that a special meeting of stockholders may be called only by the directors or any officer instructed by the directors to call the meeting, which may delay the ability of our

stockholders to force consideration of a proposal or to take action, including the removal of directors.

We are also subject to certain anti-takeover provisions under Delaware law. Under Delaware law, a corporation may not, in general, engage in a business combination with any holder of 15% or more of its capital stock unless the holder has held the stock for three years or, among other things, the board of directors has approved the transaction by which such holder acquired the stock.

Our ability to utilize our net operating loss carryforwards and certain other tax attributes may be limited.

As of December 31, 2013, we had \$263.6 million of federal and \$229.4 million of state net operating loss carryforwards available to offset future taxable income. Under Section 382 of the Internal Revenue Code of 1986, as amended, or the Code, if a corporation undergoes an "ownership change" (generally defined as a greater than 50% change (by value) in its equity ownership over a three year period), the corporation's ability to use its pre-change net operating loss carryforwards and other pre-change tax attributes to offset its post-change income may be limited. We have not performed a detailed analysis to determine whether an ownership change under Section 382 of the Code has previously occurred. As a result, if we earn net taxable income, our ability to use our pre-change net operating loss carryforwards to offset U.S. federal taxable income may become subject to limitations, which could potentially result in increased future tax liability to us.

ITEM 1B. UNRESOLVED STAFF COMMENTS.

None.

ITEM 2. PROPERTIES.

On July 15, 2011, we entered into a lease for our executive offices with Broadway Hampshire Associates Limited Partnership for approximately 5,672 rentable square feet of space in the building located at 201 Broadway, Cambridge, Massachusetts 02139.

ITEM 3. LEGAL PROCEEDINGS.

We are not currently involved in any material legal proceedings.

ITEM 4. MINE SAFETY DISCLOSURES.

Not applicable.

PART II

ITEM 5. MARKET FOR REGISTRANT'S COMMON EQUITY, RELATED STOCKHOLDER MATTERS AND ISSUER PURCHASES OF EQUITY SECURITIES.

Market for Registrant's Common Equity

There is no market for our common stock, and it is not eligible for listing or quotation on any securities exchange, automated quotation system or any other over-the-counter market, such as the OTCBB or the Pink Sheets.

As of December 31, 2013, we had approximately 44 stockholders of record of our common stock. We have not paid any cash dividends since inception and do not anticipate paying cash dividends in the foreseeable future. Our ability to pay cash dividends is restricted pursuant to the terms of our credit facility and we may only pay stock dividends so long as no Default or Event of Default exists (as defined in the credit facility).

Recent Sales of Unregistered Securities; Use of Proceeds from Registered Securities

(a) Sales of Unregistered Securities

During the year ended December 31, 2013, we sold the following equity securities which were not registered under the Securities Act:

- On June 10, 2013, a total of 12,166 shares of common stock were issued to one of our employees upon exercise of options granted under our 2003 Equity Incentive Plan for aggregate proceeds of \$13,349.40.

(b) Use of Proceeds from Public Offering of Common Stock

None.

ITEM 6. SELECTED FINANCIAL DATA.

You should read the following selected financial data together with our financial statements and the related notes contained in Item 8 of Part II of this Annual Report on Form 10-K. We have derived the statements of operations data for each of the three years ended December 31, 2011, 2012 and 2013 and the balance sheets data as of December 31, 2012 and 2013 from the audited financial statements contained in Item 8 of Part II of this Form 10-K. The selected balance sheet data as of December 31, 2009, 2010 and 2011 and the statement of operations data for the years ended December 31, 2009 and 2010 has been derived from the audited financial statements for such years not included in this Form 10-K.

The financial information set forth below for the years ended December 31, 2009, 2010 and 2011 have been recast to reflect the adoption of Accounting Standards Update No. 2011-05, *Presentation of Comprehensive Income*.

The historical financial information set forth below may not be indicative of our future performance and should be read together with "Management's Discussion and Analysis of Financial Condition and Results of Operations" and our historical financial statements and notes to those statements included in Item 7 of Part II and Item 8 of Part II, respectively, of this Annual Report on Form 10-K.

Statement of Operations and Comprehensive Loss Data	Year Ended December 31,				
	2013	2012	2011	2010	2009
	(in thousands)				
Revenue:					
Option fee	\$ —	\$ —	\$ —	\$ —	\$ 1,616
Operating expenses:					
Research and development	60,536	54,961	36,179	11,692	14,519
General and administrative	6,829	9,469	5,330	3,630	2,668
Restructuring	—	—	—	217	—
Loss from operations	(67,365)	(64,430)	(41,509)	(15,539)	(15,571)
Other income (expense):					
Other income (expense), net	9,085	(2,095)	(236)	824	(7)
Interest (expense) income, net	(2,410)	(2,603)	(731)	85	489
Net loss	(60,690)	(69,128)	(42,476)	(14,630)	(15,089)
Other comprehensive loss, net of tax:					
Unrealized (loss) gain from available-for-sale securities	—	(5)	8	(18)	(232)
Comprehensive loss	<u>\$ (60,690)</u>	<u>\$ (69,13</u>			

Balance Sheet Data	As of December 31,				
	2013	2012	2011 (in thousands)	2010	2009
Cash and cash equivalents	\$ 12,303	\$ 18,653	\$ 25,128	\$ 10,582	\$ 7,896
Marketable securities	—	4,000	31,580	7,969	23,826
Working capital	(22,675)	8,026	56,607	15,448	29,882
Total assets	12,758	25,300	63,637	18,969	32,084
Total liabilities	37,257	55,312	26,589	3,385	1,989
Total convertible preferred stock and redeemable convertible preferred stock	252,802	170,649	156,658	143,836	131,694
Total liabilities, convertible preferred stock, redeemable convertible preferred stock and stockholders' deficit	12,758	25,300	63,637	18,969	32,084

ITEM 7. MANAGEMENT'S DISCUSSION AND ANALYSIS OF FINANCIAL CONDITION AND RESULTS OF OPERATIONS.

You should read the following discussions in conjunction with our consolidated financial statements and related notes included in this report. This discussion includes forward-looking statements that involve risk and uncertainties. As a result of many factors, such as those set forth under "Risk Factors," actual results may differ materially from those anticipated in these forward-looking statements.

Executive Overview

We are a science-driven biopharmaceutical company focused on developing novel differentiated therapeutics for patients with osteoporosis as well as other serious endocrine-mediated diseases. Our lead product candidate is abaloparatide (BA058), a bone anabolic for the treatment of osteoporosis delivered via subcutaneous injection, which we refer to as Abaloparatide-SC. We are currently in Phase 3 development of Abaloparatide-SC and expect to announce top-line data from this study in late 2014. If the results are positive, we plan to submit a new drug application, or NDA, in the United States, and a marketing authorization application, or MAA, in Europe, in mid-2015. We hold worldwide commercialization rights to Abaloparatide-SC, other than in Japan, and with a favorable regulatory outcome, we anticipate our first commercial sales of Abaloparatide-SC will take place in 2016. We are leveraging our investment in Abaloparatide-SC to develop Abaloparatide-TD. We expect this line extension will provide improved patient convenience by enabling administration of abaloparatide through a short-wear-time transdermal patch. We have recently completed a successful Phase 2 proof of concept study.

Our current clinical product portfolio also includes a novel oral agent, RAD1901 at higher doses, a selective estrogen receptor down-regulator/degrader, or SERD. We are developing RAD1901 for the treatment of breast cancer brain metastases, or BCBM, and at lower doses as a selective estrogen-receptor modulator, or SERM, for the treatment of vasomotor symptoms such as hot flashes. In 2014, we expect to commence a Phase 1 clinical trial to evaluate RAD1901 for the treatment of BCB

agents, like Forteo (teriparatide), are used to increase bone mineral density, or BMD, and to reduce the risk of fracture. We believe abaloparatide has the potential to increase BMD and bone quality to a greater degree and at a faster rate than other approved drugs for the treatment of osteoporosis. We are developing two formulations of abaloparatide:

- *Abaloparatide-SC* is an injectable subcutaneous formulation of abaloparatide. In August 2009, we announced positive Phase 2 data that showed Abaloparatide-SC produced faster and greater BMD increases at the spine and the hip with substantially less hypercalcemia than Forteo (teriparatide), which is the only approved subcutaneous injectable anabolic agent for the treatment of osteoporosis in the United States. A subsequent Phase 2 clinical trial announced in January 2014 also confirmed the results of our first clinical trial by demonstrating that Abaloparatide-SC produces BMD increases from baseline in the spine and hip that are comparable to our earlier Phase 2 clinical trial. In April 2011, we commenced a Phase 3 clinical trial of Abaloparatide-SC. Enrollment was completed in March 2013, and we expect to announce top-line data at the end of the fourth quarter of 2014. Assuming a favorable outcome, we plan to use the results from this Phase 3 clinical trial to support a new drug application, or NDA, with the U.S. Food and Drug Administration, or FDA, and believe we could obtain approval of the NDA in 2016.
- *Abaloparatide-TD* is a line extension of Abaloparatide SC in the form of a convenient, short-wear-time (approximately five minutes) transdermal patch. In a recent Phase 2 clinical trial, Abaloparatide-TD demonstrated a statistically significant mean percent increase from baseline in BMD as compared to placebo at the lumbar spine and at the hip. These results demonstrated a clear proof of concept by achieving a dose dependent increase in BMD. Following additional formulation development work, we intend to advance an optimized Abaloparatide-TD product in additional clinical studies and to a Phase 3 bridging study and to subsequently submit for approval. We hold worldwide commercialization rights to Abaloparatide-TD technology.

In April 2011, we began the dosing of subjects in a pivotal Phase 3 clinical study managed by Nordic Bioscience Clinical Development VII A/S, or Nordic, at certain clinical sites operated by the Center for Clinical and Basic Research, a leading global CRO with extensive experience in global osteoporosis registration studies. We designed this Phase 3 study to enroll a total of 2,400 patients to be randomized equally to receive daily doses of one of the following: 80 micrograms (μ g) of abaloparatide, a matching placebo, or the approved dose of 20 μ g of Forteo for 18 months. The study will also include a 6-month extension period in order to obtain 24-months of fracture data, as requested by the FDA. We plan to submit the New Drug Application, or NDA, with the 24-month fracture data. We believe the study is powered to show that abaloparatide is superior to placebo for prevention of vertebral fracture. We believe the study is also powered to show that abaloparatide is superior to Forteo for greater BMD improvement at major skeletal sites and for a lower occurrence of hypercalcemia, a condition in which the calcium level in a patient's blood is above normal. We expect to report top-line 18-month fracture data from this study at the end of the fourth quarter of 2014. Upon completion of this Phase 3 trial, we intend to submit for regulatory approval in the United States and Europe in mid-2015. With standard review time and a favorable regulatory outcome, we will begin commercial sales in 2016.

RAD1901

RAD1901 is a SERD that we believe crosses the blood-brain barrier and that we are evaluating for the treatment of BCBM. RAD1901 has been shown to bind with good selectivity to the estrogen receptor and to have both estrogen-like and estrogen-antagonistic effects in different tissues. In many cancers, hormones, like estrogen, stimulate tumor growth and a desired therapeutic goal is to block this estrogen-dependent growth while inducing apoptosis of the cancer cells. SERDs are an emerging class

of endocrine therapies that directly induce estrogen receptor, or ER, degradation, enabling them to remove the estrogen growth signal in ER-dependent tumors without allowing ligand-independent resistance to develop. There is currently only one SERD, Faslodex (fulvestrant), approved for the treatment of hormone-receptor positive metastatic breast cancer; however, for patients with brain metastases (BCBM), there are no approved targeted therapies that cross the blood-brain barrier. We believe there is a significant opportunity for RAD1901 to be the first ER-targeted therapy that crosses the blood-brain barrier to more effectively treat ER- positive BCBM and potentially reduce both intracranial and extracranial BCBM tumors. We intend to commence a Phase 1 clinical trial in 2014 to evaluate high-dose RAD1901 for the treatment of BCBM.

We are also developing RAD1901 at lower doses as a selective estrogen receptor modulator, or SERM, for the treatment of vasomotor symptoms. Historically, hormone replacement therapy, or HRT, with estrogen or progesterone was considered the most efficacious approach to relieving menopausal symptoms such as hot flashes. However, because of the concerns about the potential long-term risks and contraindications associated with HRT, we believe a significant need exists for new therapeutic treatment options to treat vasomotor symptoms. In a Phase 2 proof of concept study, RAD1901 at lower doses demonstrated a reduction in the frequency and severity of moderate and severe hot flashes. We believe RAD1901 is an attractive candidate for advancement into Phase 2b development as a treatment for vasomotor symptoms.

Our efforts and resources are focused primarily on developing Abaloparatide-SC, Abaloparatide-TD, RAD1901 and our other pharmaceutical product candidates, raising capital and recruiting personnel. We have no product sales to date and we will not receive any revenue from product sales unless and until we receive approval for Abaloparatide-SC from the FDA, or equivalent foreign regulatory bodies. However, developing pharmaceutical products is a lengthy and very expensive process. Accordingly, our success depends not only on the safety and efficacy of abaloparatide, but also on our ability to finance the development of these products, which will require substantial additional funding to complete development and file for marketing approval. Our ability to raise this additional financing will depend on our ability to execute on the abaloparatide development plan, manage and coordinate, on a cost-effective basis, all the required components of the NDA submission for Abaloparatide-SC and scale-up Abaloparatide-SC and Abaloparatide-TD manufacturing capacity. In addition, we currently have no sales, marketing or distribution capabilities and thus our ability to market abaloparatide may depend in part on our ability to enter into and maintain collaborative relationships, which will depend on the strength of our clinical data, our access to capital and other factors.

Future Financing Needs

We expect to finance the future development costs of Abaloparatide-SC, Abaloparatide-TD and RAD1901 with our existing cash and cash equivalents and marketable securities, future offerings of our common stock or preferred stock, or through other strategic financing opportunities. Our current strategy is to initiate a Phase 1B clinical study of RAD1901 for the treatment of BCBM in 2014. However, due to its early stage of development, we are not yet able to determine the possible marketing approval timeline or future development costs at this time. Our current strategy is to collaborate with third parties for the further development and commercialization of RAD140 and RAD1901 for the treatment of vasomotor symptoms. Therefore, we do not expect that we will incur substantial future costs for these programs because we expect these costs will be borne by third parties. Therefore, it is not possible to project the future development costs or possible marketing approval timeline at this time.

We anticipate that we will make determinations as to which additional programs to pursue and how much funding to direct to each program on an ongoing basis in response to the scientific and clinical data of each product candidate, progress on securing third-party collaborators, as well as

ongoing assessments of such product candidate's commercial potential and our ability to fund this product development.

The successful development of our product candidates is subject to numerous risks and uncertainties associated with developing drugs, including, but not limited to, the variables listed below. A change in the outcome of any of these variables with respect to the development of any of our product candidates could mean a significant change in the cost and timing associated with the development of that product candidate.

Abaloparatide-SC is our only product candidate in late stage development, and our business currently depends heavily on its successful development, regulatory approval and commercialization. We have not submitted an NDA to the FDA or comparable applications to other regulatory authorities. Obtaining approval of an NDA is an extensive, lengthy, expensive and uncertain process, and any approval of Abaloparatide-SC may be delayed, limited or denied for many reasons, including:

- we may not be able to demonstrate that abaloparatide is safe and effective as a treatment for osteoporosis to the satisfaction of the FDA;
- the results of our clinical studies may not meet the level of statistical or clinical significance required by the FDA for marketing approval;
- the FDA may disagree with the number, design, size, conduct or implementation of our clinical studies;
- the clinical research organization, or CRO, that we retain to conduct clinical studies may take actions outside of our control that materially adversely impact our clinical studies;
- the FDA may not find the data from preclinical studies and clinical studies sufficient to demonstrate that abaloparatide's clinical and other benefits outweigh its safety risks;
- the FDA may disagree with our interpretation of data from our preclinical studies and clinical studies or may require that we conduct additional studies;
- the FDA may not accept data generated at our clinical study sites;
- the FDA may require development of a Risk Evaluation and Mitigation Strategy, or REMS, as a condition of approval;
- if our NDA is reviewed by an advisory committee, the FDA may have difficulties scheduling an advisory committee meeting in a timely manner or the advisory committee may recommend against approval of our application or may recommend that the FDA require, as a condition of approval, additional preclinical studies or clinical studies, limitations on approved labeling or distribution and use restrictions; or
- the FDA may identify deficiencies in the manufacturing processes or facilities of our third-party manufacturers.

In addition, the FDA may change its approval policies or adopt new regulations. For example, on February 15, 2012, we received a letter from the FDA stating that, after internal consideration, the agency believes that a minimum of 24-months of fracture data is necessary for approval of new products for the treatment of postmenopausal osteoporosis, and our ongoing Abaloparatide-SC pivotal Phase 3 clinical study is designed to produce fracture data based on an 18-month primary endpoint. Based on our discussions with the FDA, we believe that continued use of the 18-month primary endpoint will be acceptable, provided that our NDA includes the 24-month fracture data derived from a 6-month extension of the abaloparatide 80 µg and placebo groups in our Phase 3 clinical study that will receive an approved alendronate (generic Fosamax) therapy for osteoporosis management. We plan to submit the NDA with the 24-month fracture data. We cannot be certain that the FDA will be supportive of this plan, will not change this approval policy again, or adopt other approval policies or regulations that adversely affect any NDA that we may submit.

Financial Overview

Research and Development Expenses

Research and development expenses consist primarily of clinical testing costs, including payments in cash and stock made to contracted research organizations, or CROs, salaries and related personnel costs, fees paid to consultants and outside service providers for regulatory and quality assurance support, licensing of drug compounds and other expenses relating to the manufacture, development, testing and enhancement of our product candidates. We expense our research and development costs as they are incurred.

None of the research and development expenses in relation to our product candidates are currently borne by third parties. Our lead product candidate is abaloparatide and it represents the largest portion of our research and development expenses for our product candidates. We began tracking program expenses for Abaloparatide-SC in 2005, and program expenses from inception to December 31, 2013 were approximately \$144.0 million. We began tracking program expenses for Abaloparatide-TD in 2007, and program expenses from inception to December 31, 2013 were approximately \$29.6 million. We began tracking program expenses for RAD1901 in 2006, and program expenses from inception to December 31, 2013 were approximately \$15.5 million. We began tracking program expenses for RAD140 in 2008, and program expenses from inception to December 31, 2013 were approximately \$5.2 million. These expenses relate primarily to external costs associated with manufacturing, preclinical studies and clinical trial costs.

Costs related to facilities, depreciation, stock-based compensation and research and development support services are not directly charged to programs as they benefit multiple research programs that share resources.

We expect that future development costs related to the Abaloparatide-SC and Abaloparatide-TD programs will increase through possible marketing approval in the United States for Abaloparatide-SC in the mid-2016 and for Abaloparatide-TD in mid-2020. For Abaloparatide-SC, we estimate that future development costs may exceed \$71.0 million, including \$35.0 million for clinical costs, \$23.0 million for license and milestone payments and NDA submission fees, \$12.0 million for manufacturing costs and \$1.0 million for preclinical costs. For Abaloparatide-TD, we estimate that future development costs may exceed \$45.0 million, including \$35.0 million for clinical costs, \$8.0 million for manufacturing costs, and \$2.0 million for preclinical costs and NDA submission fees. As a portion of the development costs for Abaloparatide-SC are to be settled in shares of our series A-6 convertible preferred stock, the amount of future development costs will be affected by changes in the fair value of the series A-6 convertible preferred stock (see notes 11 and 13 to our financial statements included in this Annual Report).

The following table sets forth our research and development expenses related to Abaloparatide-SC, Abaloparatide-TD, RAD1901 and RAD140 for the years ended December 31, 2013, 2012 and 2011 (in thousands):

	Year Ended December 31,		
	2013	2012	2011
Abaloparatide-SC	\$ 45,977	\$ 44,692	\$ 27,046
Abaloparatide-TD	11,459	6,040	6,369
RAD1901	—	59	70
RAD140	—	18	23

General and Administrative Expenses

General and administrative expenses consist primarily of salaries and related expenses for executive, finance and other administrative personnel, professional fees, business insurance, rent,

general legal activities, including the cost of maintaining our intellectual property portfolio, and other corporate expenses. Our general and administrative expenses may increase as a result of any listing of our securities on a national securities exchange due to the higher costs of being a publicly traded company.

Our results also include stock-based compensation expense as a result of the issuance of stock and stock option grants to employees, directors and consultants. The stock-based compensation expense is included in the respective categories of expense in the statement of operations (research and development and general and administrative expenses). We expect to record additional non-cash compensation expense in the future, which may be significant.

Interest Income and Interest Expense

Interest income reflects interest earned on our cash, cash equivalents and marketable securities.

Interest expense reflects interest due under our loan and security agreement, or the Credit Facility, entered into on May 23, 2011 with General Electric Capital Corporation, or GECC, as agent and lender, and Oxford Finance, as a lender. We drew \$12.5 million under an initial and second term loan during the year ended December 31, 2011 and an additional \$12.5 million under a third term loan during the year ended December 31, 2012. In connection with the funding of the term loans, we issued warrants to purchase up to 12,280 shares of our series A-1 convertible preferred stock at an exercise price of \$81.42 per share, which exercise price, as a result of an anti-dilution adjustment effected in connection with our issuance of the Series B Shares and warrants pursuant to the Purchase Agreement, was reduced to \$76.27 as of December 31, 2013.

Other Income (Expense)

For the years ended December 31, 2013 and 2012, other income (expense) primarily reflects changes in the fair value of the series A-6 convertible preferred stock liability from the date of the initial accrual to the reporting date as discussed in note 11 to our financial statements included in this Annual Report.

Critical Accounting Policies and Estimates

The preparation of our financial statements requires us to make certain estimates and assumptions that affect the reported amounts of assets and liabilities and expenses during the reported periods. We believe the following accounting policies are "critical" because they require us to make judgments and estimates about matters that are uncertain at the time we make the estimate, and different estimates, which would have been reasonable, could have been used, which would have resulted in different financial results.

Accrued Clinical Expenses

When preparing our financial statements, we are required to estimate our accrued clinical expenses. This process involves reviewing open contracts and purchase orders, communicating with our personnel to identify services that have been performed on our behalf and estimating the level of service performed and the associated cost incurred for the service when we have not yet been invoiced or otherwise notified of actual cost. Payments under some of the contracts we have with parties depend on factors such as successful enrollment of certain numbers of patients, site initiation and the completion of clinical trial milestones. Examples of estimated accrued clinical expenses include:

- fees paid to investigative sites and laboratories in connection with clinical studies;
- fees paid to CROs in connection with clinical studies, if CROs are used; and

- fees paid to contract manufacturers in connection with the production of clinical study materials.

When accruing clinical expenses, we estimate the time period over which services will be performed and the level of effort to be expended in each period. If possible, we obtain information regarding unbilled services directly from our service providers. However, we may be required to estimate the cost of these services based only on information available to us. If we underestimate or overestimate the cost associated with a trial or service at a given point in time, adjustments to research and development expenses may be necessary in future periods. Historically, our estimated accrued clinical expenses have approximated actual expense incurred. Subsequent changes in estimates may result in a material change in our accruals.

Research and Development Expenses

We account for research and development costs by expensing such costs to operations as incurred. Research and development costs primarily consist of personnel costs, outsourced research activities, laboratory supplies and license fees.

Nonrefundable advance payments for goods or services to be received in the future for use in research and development activities are deferred and capitalized. The capitalized amounts are expensed as the related goods are delivered or the services are performed. If expectations change such that we do not expect we will need the goods to be delivered or the services to be rendered, capitalized nonrefundable advance payments would be charged to expense.

Stock-based Compensation

We measure stock-based compensation cost at the accounting measurement date based on the fair value of the option, and recognize the expense on a straight-line basis over the requisite service period of the option, which is typically the vesting period. We estimate the fair value of each option using the Black-Scholes option pricing model that takes into account the fair value of our common stock, the exercise price, the expected life of the option, the expected volatility of our common stock, expected dividends on our common stock, and the risk-free interest rate over the expected life of the option. Due to our limited history, we use the simplified method described in the SEC's Staff Accounting Bulletin No. 107, *Share-Based Payment*, to determine the expected life of the option grants. The estimate of expected volatility is based on a review of the historical volatility of similar publicly held companies in the biotechnology field over a period commensurate with the option's expected term. We have never declared or paid any cash dividends on our common stock and we do not expect to do so in the foreseeable future. Accordingly, we use an expected dividend yield of zero. The risk-free rate is based on the U.S. Treasury yield curve in effect at the time of grant valuation for a period commensurate with the option's expected term. These assumptions are highly subjective and changes in them could significantly impact the value of the option and hence the related compensation expense.

We apply an estimated forfeiture rate to current period expense to recognize compensation expense only for those awards expected to vest. We estimate forfeitures based upon historical data, adjusted for known trends, and will adjust the estimate of forfeitures if actual forfeitures differ or are expected to differ from such estimates. Subsequent changes in estimated forfeitures are recognized through a cumulative adjustment in the period of change and also will impact the amount of stock-based compensation expense in future periods.

Stock-based compensation expense recognized for options granted to consultants is also based upon the fair value of the options issued, as determined by the Black-Scholes option pricing model. However, the unvested portion of such option grants is re-measured at each reporting period, until such time as the option is fully vested.

We have historically granted stock options at exercise prices not less than the fair value of our common stock as determined by our board of directors. Our board of directors has historically determined, with input from management, the estimated fair value of our common stock on the date of grant based on a number of objective and subjective factors, including:

- the prices at which we sold shares of convertible preferred stock;
- the superior rights and preferences of securities senior to our common stock at the time of each grant;
- the likelihood of achieving a liquidity event such as a public offering or sale of our company;
- our historical operating and financial performance and the status of our research and product development efforts; and
- the achievement of enterprise milestones, including our entering into collaboration and license agreements.

Our board of directors also considers valuations provided by management in determining the fair value of our common stock and has consistently used the most recent valuation provided by management for determining the fair value of our common stock unless a specific event occurs that necessitates an interim valuation.

The valuations are prepared based on the guidance from the *Valuation of Privately-Held-Company Equity Securities Issued as Compensation*, or Practice Aid, that was developed by staff of the American Institute of Certified Public Accountants and a task force comprising representatives from the appraisal, preparer, public accounting, venture capital and academic communities and utilized the probability-weighted expected return method, or PWERM, as outlined in the Practice Aid. PWERM considers the value of preferred and common stock based upon the probability-weighted present value of expected future net cash flows, considering each of the possible future events, as well as the rights and preferences of each share class. PWERM is complex as it requires numerous assumptions relating to potential future outcomes of equity, hence, the use of this method can be applied: (1) when possible future outcomes can be predicted with reasonable certainty; and (2) when there is a complex capital structure (i.e., several classes of preferred and common stock).

Fair Value Measurements

We define fair value as the price that would be received to sell an asset or be paid to transfer a liability in an orderly transaction between market participants at the measurement date. We determine fair value based on the assumptions market participants use when pricing the asset or liability. We also use the fair value hierarchy that prioritizes the information used to develop these assumptions.

The fair value hierarchy gives the highest priority to unadjusted quoted prices in active markets for identical assets (Level 1) and the lowest priority to unobservable inputs (Level 3). Our financial assets and liabilities are classified within the fair value hierarchy based on the lowest level of input that is significant to the fair value measurement. The three levels of the fair value hierarchy, and its applicability to our financial assets, are described below:

Level 1 —Unadjusted quoted prices in active markets that are accessible at the measurement date of identical, unrestricted assets.

Level 2 —Quoted prices for similar assets, or inputs that are observable, either directly or indirectly, for substantially the full term through corroboration with observable market data. Level 2 includes investments valued at quoted prices adjusted for legal or contractual restrictions specific to the security.

Level 3 —Pricing inputs are unobservable for the asset, that is, inputs that reflect the reporting entity's own assumptions about the assumptions market participants would use in pricing the asset. Level 3 includes private investments that are supported by little or no market activity.

As of December 31, 2013 and 2012, we hold financial assets which are measured using Level 1, Level 2 and Level 3 inputs. Assets measured using Level 1 inputs include money market funds, which are valued using quoted market prices with no valuation adjustments applied. Assets measured using Level 2 inputs include marketable securities that consist primarily of government agency securities (direct issuance bonds, corporate bonds, etc.) and are valued using third-party pricing resources, which generally use interest rates and yield curves observable at commonly quoted intervals of similar assets as observable inputs for pricing. Assets and liabilities measured using Level 3 inputs include our stock asset, stock liability, other liability and warrant liability. The stock asset represents the prepaid balance and the stock liability represents the accrued balance of the research and development expense related to the stock dividends to be issued to Nordic in shares of our series A-6 convertible preferred stock (or in shares of common stock if we list our common stock on a national exchange) which is being recognized ratably over the estimated per patient treatment period under the three work statements executed with Nordic, or the Nordic Work Statements. The other liability represents the liability to issue shares of our series A-6 convertible preferred stock for services rendered in connection with the Nordic Work Statements. The liability is calculated based upon the number of shares earned by Nordic through the performance of clinical trial services multiplied by the estimated fair value of our series A-6 convertible preferred stock at each reporting date. The fair values of the stock asset, stock liability and other liability are based upon the fair value of our series A-6 preferred stock as determined using PWERM, as described above.

The warrant liability represents the liability for the warrants issued to the placement agent we engaged in connection with our series A-1 convertible preferred stock financing, to the investors in the our series B convertible preferred stock financing in April and May 2013, and to the lenders in connection with our Credit Facility. The warrant liability is calculated using the Black-Scholes option pricing method.

As of December 31, 2013, we held no Level 3 assets and Level 3 liabilities represent approximately 57% of our total assets and 20% of our total liabilities. The other liability balance will continue to increase until we issue the accrued shares of series A-6 preferred stock to Nordic. The stock liability balance will fluctuate with the other liability and amount of research and development expense related to stock dividend amounts being recognized ratably over the estimated per patient treatment period. Increases and decreases in the aggregate fair value of these liabilities will affect net loss as changes in fair value are recognized as other income (expense), but the changes will not significantly impact our liquidity and capital resources.

Results of Operations

The following discussion summarizes the key factors our management team believes are necessary for an understanding of our financial statements.

	Years Ended December 31,		Change	
	2013	2012	\$	%
	(in thousands)			
Operating expenses:				
Research and development	\$ 60,536	\$ 54,961	\$ 5,575	10%
General and administrative	6,829	9,469	(2,640)	-28%
Loss from operations	(67,365)	(64,430)	(2,935)	5%
Other (expense) income:				
Other income, (expense) net	9,085	(2,095)	11,180	-534%
Interest (expense) income, net	(2,410)	(2,603)	193	-7%
Net loss	<u>\$ (60,690)</u>	<u>\$ (69,128)</u>	<u>\$ 8,438</u>	

Research and development expenses —For the year ended December 31, 2013, research and development expense was \$60.5 million compared to \$55.0 million for the year ended December 31, 2012, an increase of \$5.6 million, or 10%. During the year ended December 31, 2013, we incurred professional contract services associated with the development of Abaloparatide-SC and Abaloparatide-TD of \$57.4 million, compared to \$50.7 million for the year ended December 31, 2012. This increase was primarily the result of additional expenses incurred for the enrollment of patients in our Phase 3 clinical trial of Abaloparatide-SC, which began dosing of patients in April 2011 and completed enrollment in March 2013, and for the enrollment of patients in our Phase 2 clinical trial of Abaloparatide-TD, which began dosing patients in September 2012 and completed patient visits in August 2013. We expect that Abaloparatide-SC expenses will decrease over the course of the clinical study as patients complete treatment. In addition, there will be variability from quarter to quarter in the costs for Abaloparatide-SC, driven primarily by the euro/dollar exchange rate and fluctuations in the value of the convertible preferred stock issuable to Nordic under the Stock Issuance Agreement, which is more fully described below under "Research and Development Agreements."

General and administrative expenses —For the year ended December 31, 2013, general and administrative expense was \$6.8 million compared to \$9.5 million for the year ended December 31, 2012, a decrease of \$2.6 million, or 28%. This decrease was primarily the result of significant fees incurred during the year ended December 31, 2012 for consulting and legal costs associated with the compilation and review of our various filings with the Securities and Exchange Commission, including the filing of our first Form 10-K as a reporting company, and a one-time non-recurring consultation fee of approximately \$0.3 million, as well as a decrease in the amount of franchise tax expense recognized during the year ended December 31, 2013, as compared to the year ended December 31, 2012.

	Years Ended December 31,		Change	
	2012	2011	\$	%
	(in thousands)			
Operating expenses:				
Research and development	\$ 54,961	\$ 36,179	\$ 18,782	52%
General and administrative	9,469	5,330	4,139	78%
Loss from operations	(64,430)	(41,509)	(22,921)	55%
Other (expense) income:				
Other (expense) income, net	(2,095)	(236)	(1,859)	788%
Interest (expense) income, net	(2,603)	(731)	(1,872)	256%
Net loss	<u>\$ (69,128)</u>	<u>\$ (42,476)</u>	<u>\$ (26,652)</u>	

Research and development expenses —For the year ended December 31, 2012, research and development expense was \$55.0 million compared to \$36.2 million for the year ended December 31, 2011, an increase of \$18.8 million, or 52%. This increase was primarily the result of increased professional contract services associated with the development of Abaloparatide-SC and Abaloparatide-TD. For the year ended December 31, 2012, we incurred professional contract services associated with the development of Abaloparatide-SC and Abaloparatide-TD of \$50.7 million, compared to \$33.4 million for the year ended December 31, 2011. This increase was primarily the result of expenses incurred for continuing enrollment of patients in our Phase 3 study of Abaloparatide-SC, which began with the dosing of patients in April 2011.

General and administrative expenses —For the year ended December 31, 2012, general and administrative expense was \$9.5 million compared to \$5.3 million for the year ended December 31, 2011, an increase of \$4.1 million or 78%. The increase was primarily the result of increased employee related costs, including an increase in stock-based compensation expense and salary expense as a result of an increase in employee headcount, as well as an increase in legal and accounting fees and the costs associated with being a public company.

Other (expense) income, net —For the year ended December 31, 2012, other expense, net of other income, was \$2.1 million. Other expense, net of other income, primarily reflects changes in the fair value of the stock liability and other liability from the date of the initial accrual to the reporting date as discussed in notes 11 and 13 to our financial statements included in this Annual Report.

Interest (expense) income, net —For the year ended December 31, 2012, interest expense, net of interest income, was \$2.6 million compared to \$0.7 million for the year ended December 31, 2011. Interest expense

through the issuance of (1) up to 655,000 shares of our Series B-2 preferred stock, or the Series B-2 Shares, and (2) warrants to acquire up to 1,637,500 shares of our common stock, with an exercise price of \$6.142 per share. On February 14, 2014, February 19, 2014 and February 24, 2014, we consummated closings under the Series B-2 Purchase Agreement, whereby, in exchange for aggregate proceeds to us of approximately \$25.6 million, we issued an aggregate of 417,615 shares of series B-2 convertible preferred stock, or Series B-2, and warrants to purchase up to a total of 1,044,039 shares of our common stock. See note 19 to the financial statements included in this Annual Report for additional information regarding the issuance of the Series B-2 Shares.

We believe that our existing cash and cash equivalents and marketable securities will be sufficient to fund our operations into the third quarter of 2014. Accordingly, we plan to pursue financing opportunities to address our future capital needs, including the completion of a private placement or public offering and other strategic financing alternatives that could include, but are not limited to, partnering or other collaboration agreements. However, there is no guarantee that any of these financing opportunities will be available to us on favorable terms, and some could be dilutive to existing stockholders. If we fail to obtain additional future capital, we may be unable to complete our planned preclinical and clinical trials and obtain approval of any product candidates from the FDA and other regulatory authorities.

The following table sets forth the major sources and uses of cash for each of the periods set forth below (in thousands):

	Years ended December 31,		
	2013	2012	2011
Net cash (used in) provided by:			
Operating activities	\$ (45,017)	\$ (43,158)	\$ (35,896)
Investing activities	3,971	27,435	(23,800)
Financing activities	34,696	9,248	74,242
Net (decrease) increase in cash and cash equivalents	<u>\$ (6,350)</u>	<u>\$ (6,475)</u>	<u>\$ 14,546</u>

Cash Flows from Operating Activities

Net cash used in operating activities for the year ended December 31, 2013 was \$45.0 million, which was primarily the result of a net loss of \$60.7 million, partially offset by net changes in working capital of \$9.7 million and \$6.0 million net non-cash adjustments to reconcile net loss to net cash used in operations. The \$60.7 million net loss was primarily due to expenses incurred in connection with our ongoing Phase 3 clinical study of Abaloparatide-SC and our Phase 2 clinical study of Abaloparatide-TD, which finished dosing patients during the three months ended September 30, 2013. The \$6.0 million net non-cash adjustments to reconcile net loss to net cash used in operations included \$13.1 million of research and development expenses settled in stock and stock-based compensation expense of \$1.5 million, and was partially offset by a \$9.1 million reduction in the fair value of our warrant liability, stock liability and other liability as a result of a decline in the fair value of the underlying convertible preferred stock from December 31, 2012 to December 31, 2013.

Net cash used in operating activities for the year ended December

Cash Flows from Investing Activities

Net cash provided by investing activities for the year ended December 31, 2013 was \$4.0 million, as compared to net cash provided by investing activities of \$27.4 million for the year ended December 31, 2012.

The net cash provided by investing activities during the year ended December 31, 2013 was primarily a result of \$21.0 million net proceeds received from the sale or maturity of marketable securities, partially offset by \$17.1 million in purchases of marketable securities. The net cash provided by investing activities during the year ended December 31, 2012 was primarily a result of a \$46.5 million in net proceeds from the sale or maturity of marketable securities, partially offset by \$19.0 million in purchases of marketable securities.

Our investing cash flows will be impacted by the timing of purchases and sales of marketable securities. All of our marketable securities have contractual maturities of less than one year. Due to the short-term nature of our marketable securities, we would not expect our operational results or cash flows to be significantly affected by a change in market interest rates due to the short-term duration of our investments.

Cash Flows from Financing Activities

Net cash provided by financing activities for the year ended December 31, 2013 was \$34.7 million, as compared to \$9.2 million of net cash provided by financing activities for the year ended December 31, 2012.

Net cash provided by financing activities for year ended December 31, 2013 consisted of \$42.9 million of net proceeds from the issuance of our series B convertible preferred stock in April and May of 2013, partially offset by payments under our Credit Facility of \$8.2 million.

Net cash provided by financing activities for the year ended December 31, 2012 consists of \$12.5 million of proceeds from our Credit Facility and \$0.3 million of net proceeds from stock option exercises, offset by \$3.5 million of payments on our Credit Facility.

Our continued operations will depend on whether we are able to raise additional funds through various potential sources, such as equity and debt financing and potential collaboration agreements. Through December 31, 2013, almost all of our financing has been through private placements of preferred stock and borrowings under our Credit Facility. We plan to seek to raise additional capital immediately in order to continue operating our business beyond the end of 2014. We can give no assurances that any additional capital that we are able to obtain, if any, will be sufficient to meet our needs. Our future capital requirements will depend on many factors, including the scope and progress made in our research and development activities and our clinical studies. We may also need additional funds for possible future strategic acquisitions of businesses, products or technologies complementary to our business. Financing may not be available on acceptable terms, or at all, and our failure to raise capital when needed could materially adversely impact our growth plans and our financial condition and results of operations. Additional equity financing may be dilutive to the holders of our common stock and debt financing, if available, may involve significant cash payment obligations and covenants that restrict our ability to operate our business.

Financings

Through December 31, 2013, we have received aggregate net cash proceeds of \$210.9 million from the sale of shares of our preferred stock as follows:

Issue	Year	No. Shares	Net Proceeds (in thousands)
Series B redeemable convertible preferred stock (1)	2003, 2004, 2005	1,599,997	\$ 23,775
Series C redeemable convertible preferred stock (1)	2006, 2007, 2008	10,146,629	82,096
Series A-1 convertible preferred stock(1)	2011	9,223,041	61,591
Series A-5 convertible preferred stock(1)	2011	64,430	525
Series B convertible preferred stock	2013	701,235	42,870
Total		<u>21,735,332</u>	<u>\$ 210,857</u>

- (1) Share amounts stated in pre-Merger shares, which converted into the rights to one-tenth of one share pursuant to the Merger.

On May 23, 2011, we entered into our credit facility with GECC, as agent and a lender, and Oxford Finance LLC, as a lender, consisting of three term loans, pursuant to which we may draw an aggregate of \$25.0 million. We drew \$6.3 million under the initial term loan on May 23, 2011. The initial term loan is repayable over a term of 42 months, including a six-month interest-only period, and bears interest at 10.16% per year. We drew \$6.3 million under the second term loan on November 21, 2011. The second term loan is repayable over a term of 36 months, including an approximately six-month interest-only period, and bears interest at 10.0% per year. On May 29, 2012, we drew \$12.5 million under the third term loan. The third term loan is repayable over a term of 30 months, including an approximated six-month interest-only period, and bears interest at 10.0% per year. On each of May 23, 2011, November 21, 2011 and May 29, 2012, we issued warrants to GECC and Oxford Finance LLC for the purchase of up to a total 12,280 shares of series A-1 preferred stock. The warrants each have a term of 10 years. The terms of the warrants provide that the exercise price may be adjusted in the event we issue shares of the Series A-1 at a price lower than \$81.42 per share. As a result of an anti-dilution adjustment effected in connection with the issuance of the new series B convertible preferred stock in May 2013, the exercise price of the warrants has been reduced to \$76.27 as of December 31, 2013.

On April 23, 2013, we entered into a Series B Convertible Preferred Stock and Warrant Purchase Agreement, or the Purchase Agreement, and consummated a first closing under the Purchase Agreement, whereby in exchange for aggregate proceeds of approximately \$43.0 million, we issued 700,098 shares of our series B convertible preferred stock, or Series B, which are convertible into an aggregate of 7,000,980 shares of our common stock, and warrants to purchase up to a total of 1,750,248 shares of our common stock at an exercise price of \$6.142 per share. On May 10, 2013, we consummated a second closing

exchange. The holders of shares of Series B are also entitled to dividends declared or paid on any shares of common stock.

Shares of our Series B rank senior in payment to any other dividends payable on any and all series of our preferred stock and upon liquidation, or an event of sale, each share of Series B shall rank equally with each other share of Series B, senior to all shares of series A-1 convertible preferred stock, series A-2 convertible preferred stock, Series A-3 convertible preferred stock, series A-4 convertible preferred stock, series A-5 convertible preferred stock and series A-6 convertible preferred stock, or collectively, our Series A Preferred Stock, and senior to all shares of common stock. In the event of a liquidation, dissolution, or winding-up of the Company, the holders of the Series B are entitled to be paid first out of the assets available for distribution, before any payment is made to our Series A Preferred Stock. Payment to the holders of Series B shall consist of two (2) times the original issuance price of \$61.42, plus all accrued but unpaid dividends.

Each share of Series B has the right to that number of votes per share as is equal to the number shares of common stock into which such share of Series B is then convertible.

The warrants issuable pursuant to the Purchase Agreement are exercisable at any time prior to the fifth anniversary of their issuance.

The issuance of the shares of Series B pursuant to the Purchase Agreement and accompanying warrants under the Purchase Agreement resulted in an adjustment to the conversion price of the series A-1 convertible preferred stock, series A-2 convertible preferred stock and series A-3 convertible preferred stock, or the Anti-Dilution Adjustment. As a result of the Anti-Dilution Adjustment, the effective conversion price of each share of series A-1 convertible preferred stock, series A-2 convertible preferred stock and series A-3 convertible preferred stock was reduced from \$8.142 to \$7.627 as of December 31, 2013. Accordingly, each share of Series A-1, Series A-2 and Series A-3 is convertible into 10.675 shares of our common stock as of December 31, 2013.

On February 14, 2014, we entered into the a Series B-2 Convertible Preferred Stock and Warrant Purchase Agreement, pursuant to which we may raise up to approximately \$40.2 million through the issuance of (1) up to 655,000 series B-2 Shares convertible preferred stock, or Series B-2, par value \$.0001 per share, and (2) warrants to acquire up to 1,637,500 shares of its common stock, at an exercise price of \$6.142 per share.

Shares of our Series B-2 are convertible, in whole or in part, at the option of the holder at any time into shares of common stock, on a ten-for-one basis at an initial effective conversion price of \$6.142 per share. Holders of shares of Series B-2 are entitled to receive dividends at a rate of 8% per annum, compounding annually, which accrue on a daily basis commencing on the date of issuance of the shares of Series B-2. Dividends are payable, as accrued, upon liquidation, event of sale, and conversion to common stock, including upon mandatory conversion of the Series B-2 upon the Company's common stock becoming listed for trading on a national stock exchange. The holders of shares of Series B-2 are also entitled to dividends declared or paid on any shares of common stock.

Shares of Series B-2 rank senior in payment to any other dividends payable on any and all series of preferred stock and upon liquidation, or an event of sale, each share of Series B-2 shall rank equally with each other share of Series B-2 and New Series B, senior to all shares of Series A-1, Series A-2, Series A-3, Series A-4, Series A-5 and Series A-6 and senior to all shares of common stock. In the event of a liquidation, dissolution, or winding-up of the Company, the holders of the Series B-2 are entitled to be paid first out of the assets available for distribution, before any payment is made to the Series A-1, Series A-2, Series A-3, Series A-4, Series A-5 and Series A-6. Payment to the holders of Series B-2 shall consist of one and a half time (1.5) times the original issuance price of \$61.42, plus

On February 14, 2014, February 19, 2014 and February 24, 2014, we consummated closings under the Series B-2 Purchase Agreement, whereby, in exchange for aggregate proceeds to us of approximately \$25.6 million, we issued an aggregate of 417,615 Series B-2 Shares and warrants to purchase up to a total of 1,044,039 shares of our common stock.

Each share of Series B-2 has the right to that number of votes per share as is equal to the number shares of common stock into which such share of Series B-2 is then convertible.

The warrants issuable pursuant to the Purchase Agreement are exercisable for a period of five years from issuance.

The issuances on February 14, 2014, February 19, 2014 and February 24, 2014, of the Series B-2 and accompanying warrants under the Purchase Agreement resulted in an additional adjustment to the Conversion Price of the Series A-1, Series A-2 and Series A-3. As a result of the Anti-Dilution Adjustment, the effective conversion price of each share of Series A-1, Series A-2 and Series A-3 was reduced from \$7.627 to \$7.464. Accordingly, each share of Series A-1, Series A-2 and Series A-3 is currently convertible into 10.908 shares of common stock.

Research and Development Agreements

Abaloparatide-SC Phase 3 Clinical Trial —On March 29, 2011, we and Nordic entered into a Clinical Trial Services Agreement, a Work Statement NB-1, or the Work Statement NB-1, under such Clinical Trial Services Agreement and a related Stock Issuance Agreement, as amended to date, or the Stock Issuance Agreement. Pursuant to the Work Statement NB-1, Nordic is managing the Phase 3 clinical trial, or the Phase 3 Clinical Trial, of Abaloparatide-SC and is being compensated for such services in a combination of cash and shares of stock.

In December 2011, we entered into an amendment to the Work Statement NB-1, or the First Amendment. Pursuant to the original terms of the Work Statement NB-1, the study was to be conducted in 10 countries at a specified number of sites within each country. The terms of the First Amendment (1) provided for two additional countries (the United States and India) in which the trial would be conducted, (2) specified a certain number of sites within each such additional country for the conduct of the study, and (3) amended various terms and provisions of the Work Statement NB-1 to reflect the addition of such countries and sites within the study's parameters. Payments to be made by us to Nordic under the First Amendment are denominated in both euros and U.S. dollars and total up to €717,700 (\$98,919) and \$289,663, respectively, for the 15 additional study sites in India contemplated by the First Amendment and up to €1.2 million (\$17 million) and \$143,369, respectively, for the five additional study sites in the United States contemplated by the First Amendment.

In June 2012, we entered into a second amendment to the Work Statement NB-1, or the Second Amendment. Pursuant to the original terms of the Work Statement NB-1, as amended by the First Amendment, the study was to be conducted in 12 countries at a specified number of sites within each country. The terms of the

Pursuant to the Work Statement NB-1, we are required to make certain per patient payments denominated in both euros and U.S. dollars for each patient enrolled in the Phase 3 Clinical Trial followed by monthly payments for the duration of the study and final payments in two equal euro-denominated installments and two equal U.S. dollar-denominated installments. Changes to the Clinical Trial schedule may alter the timing, but not the aggregate amounts of the payments.

The Work Statement NB-1, as amended on December 9, 2011 and June 18, 2012, provides for a total of up to approximately €41.2 million (\$56.7 million) of euro-denominated payments and a total of up to approximately \$3.2 million of U.S. dollar-denominated payments over the course of the Phase 3 Clinical Trial. These payments may be adjusted based upon actual sites opened, work performed or number of patients enrolled.

Pursuant to the Stock Issuance Agreement, Nordic agreed to purchase the equivalent of €371,864 of series A-5 convertible preferred stock at \$8.142 per share, and 64,430 shares of series A-5 convertible preferred stock were sold to Nordic on May 17, 2011 for proceeds of \$525,154. These shares were exchanged in a merger of the former operating company with a subsidiary of ours in May 2011 (see note 3 to the financial statements included in this Annual Report) for an aggregate of 6,443 shares of our series A-5 convertible preferred stock.

The Stock Issuance Agreement provides that Nordic is entitled to receive quarterly stock dividends, payable in shares of series A-6 convertible preferred stock or shares of common stock if our preferred stock has been converted in accordance with its amended certificate of incorporation, having an aggregate value of up to €36.8 million (\$50.7 million), or the Nordic Accruing Dividend. In the event Nordic sells the shares of series A-5 convertible preferred stock or in the event the shares of series A-5 convertible preferred stock are converted into common stock in accordance with our amended certificate of incorporation, this right to receive the Nordic Accruing Dividend will terminate, but a right to receive an equivalent number of shares of series A-6 convertible preferred stock or common stock, as applicable, will remain with Nordic as a contractual right under the Stock Issuance Agreement.

The Nordic Accruing Dividend related to the Phase 3 Clinical Trial is determined based upon the estimated period that will be required to complete the Phase 3 Clinical Trial. On the last business day of each calendar quarter (each, an "Accrual Date"), beginning with the quarter ended June 30, 2011, the Company has a liability to issue shares of Series A-6 (or common stock, after the conversion of the Company's preferred stock into common stock) to Nordic that is referred to as the "Applicable Quarterly Amount" and is equal to €36.8 million (\$50.7 million) (subject to adjustment in accordance with the applicable provisions of the Second Amendment relating to consideration payable for patients enrolled in India and the U.S.) minus the aggregate value of any prior Nordic Accruing Dividend accrued divided by the number of calendar quarters it will take to complete the Phase 3 Clinical Trial. To calculate the aggregate number of shares due to Nordic in

Prior to the issuance of shares of stock to Nordic in satisfaction of the Nordic Accruing Dividend, the liability to issue shares of stock was being accounted for as a liability on our balance sheet, based upon the fair value of the Series A-6 as determined using PWERM. Changes in the fair value from the date of accrual to the date of issuance of the Series A-6 shares are recorded as a gain or loss in other income (expense) in the statement of operations.

We recognize research and development expense for the amounts due to Nordic under the Work Statement NB-1 ratably over the estimated per patient treatment period beginning upon enrollment in the Phase 3 Clinical Trial, or a twenty-month period. We recorded \$31.6 million, \$30.8 million, and \$5.1 million of research and development expense during the years ended December 31, 2013, 2012, and 2011, respectively, for per patient costs incurred for patients that had enrolled in the Phase 3 Clinical Trial. During the year ended December 31, 2011, we also recorded approximately \$11.0 million of research and development expense associated with the costs incurred for preparatory and other start-up costs to initiate the Phase 3 Clinical Trial.

As of December 31, 2013, we had (1) a liability of \$4.8 million reflected in accrued expenses and other current liabilities on the balance sheet resulting from services provided by Nordic, which are payable in the form of a stock dividend and (2) a liability of \$11.6 million that is reflected in accrued expenses and other current liabilities on the balance sheet resulting from services provided by Nordic, which are payable in cash.

Abaloparatide-SC Phase 3 Clinical Extension Study —In February 2013, we entered into the Work Statement NB-3 under the Clinical Trial Services Agreement and the related Stock Issuance Agreement. Pursuant to the Work Statement NB-3, Nordic will perform an extension study to evaluate six months of standard-of-care osteoporosis management following the completion of the 18-month Abaloparatide-SC Phase 3 Clinical Trial, or the Extension Study, and will be compensated for such services in a combination of cash and shares of stock. Under the terms of a Letter of Intent that we entered into with Nordic on October 22, 2012 setting forth the parties' obligations to negotiate in good faith to enter into Work Statement NB-3, we were required to make an initial payment of €806,468 (\$1.1 million).

Payments in cash to be made to Nordic under the Work Statement NB-3 are denominated in both euros and U.S. dollars and total up to €4.5 million (\$6.2 million) and \$0.6 million, respectively. In addition, we will issue to Nordic shares of our series A-6 convertible preferred stock having a value of up to €4.5 million (\$6.2 million) and \$0.3 million, as additional payment for services to be provided under the Work Statement NB-3 and the Services Agreement.

The Stock Issuance Agreement provides that, beginning with the quarter ended March 31, 2013, Nordic is entitled to receive quarterly stock dividends in connection with services performed under the Work Statement NB-3, payable in shares of series A-6 convertible preferred stock, or shares of common stock if our preferred stock has been automatically converted into common stock in accordance with our amended certificate of incorporation, having an aggregate value of up to €4.5 million (\$6.2 million) and \$0.3 million. In the event Nordic sells the shares of series A-5 convertible preferred stock or in the event the shares of series A-5 convertible preferred stock are converted into common stock in accordance with our amended certificate of incorporation, this right to receive the Nordic Accruing Dividend will terminate, but a right to receive an equivalent number of shares of series A

Extension Study. The Company calculates the aggregate number of shares of Series A-6 to accrue in such calendar quarter by dividing such Applicable Quarterly Amount, by the greater of (1) the fair market value of our common stock as of the applicable Accrual Date or (2) \$8.142 and rounding down the resulting quotient to the nearest whole number. Such shares due to Nordic are to be issued when declared or paid by our Board of Directors, who are required to do so upon Nordic's request, or upon an event of sale. As of December 31, 2013, 25,772 shares of Series A-6 were due to Nordic under Work Statement NB-3, or, after the automatic conversion into common stock of our preferred stock, 257,720 shares of our common stock. In December 2013, Nordic requested that all shares of Series A-6 accrued as of December 31, 2013 under Work Statement NB-3 be issued. Accordingly, our Board of Directors declared a dividend to Nordic of all 25,772 shares accrued under Work Statement NB-3 on December 31, 2013.

Prior to the issuance of shares of stock to Nordic in satisfaction of the Nordic Accruing Dividend, the liability to issue shares of stock was being accounted for as a liability on our balance sheet, based upon the fair value of the Series A-6 as determined using PWERM. Changes in the fair value from the date of accrual to the date of issuance of the Series A-6 shares are recorded as a gain or loss in other income (expense) in the statement of operations.

On December 6, 2013, we entered into a Letter of Intent, or the Letter of Intent, with Nordic, which provides that we and Nordic will continue to negotiate the definitive terms of an Amendment No. 1 to Work Statement NB-3, or the Amendment, which provides for an additional 18 months of standard-of-care treatment for those patients enrolled in the Extension Study being performed under Work Statement NB-3, or the Second Extension. The Amendment provides for payment by us to Nordic of both cash and equity compensation in consideration of the services provided by Nordic, with the equity portion of such compensation to be made pursuant to an Amendment No. 2 to the Amended and Restated Stock Issuance Agreement entered into by the parties as of May 16, 2011.

Pursuant to the Letter of Intent, we were required to make an initial payment of €222,573 (\$03 million) and agreed to commence payment of the cash compensation due in consideration of the services being provided by Nordic under the Amendment. Once the Amendment is fully executed, we will commence payment of both the cash and equity compensation stipulated under the Amendment.

Payments in cash to be made by us to Nordic under the Letter of Intent and Amendment in connection with the services to be provided are denominated in both euros and U.S. dollars and total up to €3.0 million (\$4.1 million) and \$0.5 million, respectively. In addition, we will issue to Nordic, subject to the execution of the Amendment, shares of its

Abaloparatide-TD Phase 2 Clinical Trial —On July 26, 2012, we entered into a Letter of Intent, or the Phase 2 Letter of Intent, with Nordic, which provides that we and Nordic will, subject to compliance by us with certain requirements of our Certificate of Incorporation and applicable securities laws, negotiate in good faith to enter into (1) a Work Statement NB-2, or the Work Statement NB-2, a draft of which is attached to the Phase 2 Letter of Intent, and (2) an amendment to the Amended and Restated Stock Issuance Agreement.

In February 2013, we executed the final Work Statement NB-2 under the Clinical Trial Services Agreement and the related Stock Issuance Agreement. Pursuant to the Work Statement NB-2, Nordic will provide clinical trial services relating to the Phase 2 Clinical Trial and will be compensated for such services in a combination of cash and shares of stock. Payments in cash to be made by us to Nordic under Work Statement NB-2 are denominated in both euros and U.S. dollars and total up to €3.6 million (\$5.0 million) and \$0.3million, respectively. In addition, we will issue to Nordic shares of our series A-6 preferred stock having a value of up to \$2.9 million, as additional payment for services to be provided under the Work Statement NB-2 and the Clinical Trial Services Agreement.

The Stock Issuance Agreement provides that Nordic is entitled to receive quarterly stock dividends in connection with services performed under Work Statement NB-2, payable in shares of series A-6 convertible preferred stock, or shares of common stock if our preferred stock has been automatically converted in accordance with its amended certificate of incorporation. In the event Nordic sells the shares of series A-5 convertible preferred stock or in the event the shares of series A-5 convertible preferred stock are converted into common stock in accordance with our amended certificate of incorporation, this right to receive the Nordic Accruing Dividend will terminate, but a right to receive an equivalent number of shares of series A-6 convertible preferred stock or common stock, as applicable, will remain with Nordic as a contractual right under the Stock Issuance Agreement.

The Nordic Accruing Dividend related to the Phase 2 Clinical Trial is determined based upon the estimated period that will be required to complete the Phase 2 Clinical Trial. On each Accrual Date, beginning with the quarter ended December 31, 2012, we will recognize a liability to issue shares of Series A-6 to Nordic with an Applicable Quarterly Amount and is equal to up to \$2.9 million minus the aggregate value of any prior Nordic Accruing Dividend related to the Phase 2 Clinical Study divided by the number of calendar quarters it will take to complete the Phase 2 Clinical Study. We calculate the aggregate number of shares of Series A-6 to accrue in such calendar quarter by dividing such Applicable Quarterly Amount, by the greater of (1) the fair market value of our common stock as of the applicable Accrual Date or (2) \$8

for per patient costs incurred for patients that had enrolled in the Phase 2 Clinical Trial. Additionally, we recorded approximately \$0.9 million of research and development expense associated with the costs incurred for preparatory and other start-up costs to initiate the Phase 2 Clinical Trial during the year ended December 31, 2012.

As of December 31, 2013, we had a liability of \$0.5 million that is reflected in accrued expenses and other current liabilities on the balance sheet resulting from services provided by Nordic, which are payable in cash.

We are also responsible for certain pass-through costs in connection with the Phase 3 Clinical Trial, Extension Study and Phase 2 Clinical Trial. Pass-through costs are expensed as incurred or upon delivery. We recognized research and development expense of \$3.9 million, \$6.0 million, and \$5.0 million for pass through costs during years ended December 31, 2013, 2012, and 2011, respectively.

License Agreement Obligations

Abaloparatide

In September 2005, we exclusively licensed the worldwide rights (except for Japan) to abaloparatide and analogs from Ipsen, including US Patent No. 5,969,095, (effective filing date March 29, 1996, statutory term expires March 29, 2016) entitled "Analogues of Parathyroid Hormone" that claims abaloparatide and US Patent No. 6,544,949, (effective filing date March 26, 1996, statutory term expires March 29, 2016) entitled "Analogues of Parathyroid Hormone" that claims methods of treating osteoporosis using abaloparatide and pharmaceutical compositions comprising abaloparatide, and the corresponding foreign patents and continuing patent applications. In addition, we have rights to joint intellectual property related to abaloparatide, including rights to the jointly derived intellectual property contained in US Patent No. 7,803,770 (effective filing date October 3, 2007, statutory term expires March 26, 2028 with 175 days of patent term adjustment due to delays in patent prosecution by the USPTO) and related patents and patent applications both in the United States and worldwide (excluding Japan) that cover the method of treating osteoporosis using the Phase 3 clinical study dosage strength and form. In consideration for the rights to abaloparatide and in recognition of certain milestones having been met as of December 31, 2012, we have paid to Ipsen an aggregate amount of \$1.0 million. The license agreement further requires us to make payments upon the achievement of certain future clinical and regulatory milestones. The range of milestone payments that could be

In June 2006, we exclusively licensed the worldwide rights (except for Japan) to RAD1901 from Eisai. In particular, we have licensed US Patent No. 7,612,114 (effective filing date December 25, 2003, statutory term extended to August 18, 2026 with 967 days of patent term adjustment due to delays by the USPTO) and US Patent No. 8,399,520 (effective filing date December 25, 2003, statutory term expires December 25, 2023). In consideration for the rights to RAD1901 and in recognition of certain milestones having been met to date, we have paid to Eisai an aggregate amount of \$1.5 million. The range of milestone payments that could be paid under the agreement is \$1.0 million to \$20.0 million. The license agreement further requires us to make payments upon the achievement of certain future clinical and regulatory milestones. Should RAD1901 become commercialized, we will be obligated to pay to Eisai a royalty in a variable mid-single digit range based on net sales of the product on a country by country basis for a period that expires on the later of (1) date the last remaining valid claim in the licensed patents expires, lapses or is invalidated in that country, the product is not covered by data protection clauses, and the sales of lawful generic version of the product account for more than a specified percentage of the total sales of all pharmaceutical products containing the licensed compound in that country; or (2) a period of 10 years after the first commercial sale of the licensed products in such country, unless it is sooner terminated. The latest valid claim is expected to expire, barring any extension thereof, on August 18, 2026. The royalty rate shall then be subject to reduction and the royalty obligation will expire at such time as sales of lawful generic version of such product account for more than a specified minimum percentage of the total sales of all products that contain the licensed compound. We were also granted the right to sublicense with prior written approval from Eisai, but subject to a right of first negotiation held by Eisai if we seek to grant sublicenses limited to particular Asian countries. If we sublicense RAD1901 to a third party, we will be obligated to pay Eisai, in addition to the milestones referenced above, a fixed low double digit percentage of certain fees we receive from such sublicensee and royalties in a variable mid-single digit range based on net sales of the sublicensee. The license agreement contains other customary clauses and terms as are common in similar agreements in the industry.

Net Operating Loss Carryforwards

As of December 31, 2013, we had federal and state net operating loss carryforwards of approximately \$263.6 million and \$229.4 million, respectively, the use of which may be limited, as described below. If not utilized, the net operating loss

Off-Balance Sheet Arrangements

We do not have any off-balance sheet arrangements or any relationships with unconsolidated entities of financial partnerships, such as entities often referred to as structured finance or special purpose entities.

Recently Adopted Accounting Standards

In February 2013, FASB issued Accounting Standards Update No. 2013-02, *Reporting of Amounts Reclassified out of Accumulated Other Comprehensive Income*, or ASU 2013-02. Under ASU 2013-02, an entity is required to provide information about amounts reclassified out of accumulated other comprehensive income by component. In addition, an entity is required to present, either on the face of the financial statements or in the notes, significant amounts reclassified out of accumulated other comprehensive income by the respective line items of net income, but only if the amount reclassified is required to be reclassified in its entirety in the same reporting period. For amounts that are not required to be reclassified in their entirety to net income, an entity is required to cross-reference to other disclosures that provide additional details about those amounts. ASU 2013-02 does not change the current requirements for reporting net income or other comprehensive income in the financial statements. We adopted ASU 2013-02 on January 1, 2013. Its adoption did not have a material impact on our results of operations, financial position or cash flows.

New Accounting Standards

In July 2013, the FASB issued

ITEM 8. FINANCIAL STATEMENTS AND SUPPLEMENTARY DATA.

**FINANCIAL STATEMENTS
Radius Health, Inc.
Index to Financial Statements**

	<u>PAGE</u>
Report of Independent Registered Public Accounting Firm	95
Balance Sheets as of December 31, 2013 and 2012	96
Statements of Operations and Comprehensive Loss for the years ended December 31, 2013, 2012 and 2011	97
Statements of Convertible Preferred Stock, Redeemable Convertible Preferred Stock and Stockholders' Deficit for the years ended December 31, 2013, 2012 and 2011	98
Statements of Cash Flows for the years ended December 31, 2013, 2012 and 2011	100
Notes to Financial Statements	101

Report of Independent Registered Public Accounting Firm

The Board of Directors and Shareholders of Radius Health, Inc.

We have audited the accompanying balance sheets of Radius Health, Inc. as of December 31, 2013 and 2012, and the related statements of operations and comprehensive loss, convertible preferred stock, redeemable convertible preferred stock and stockholders' deficit, and cash flows for each of the three years in the period ended December 31, 2013. These financial statements are the responsibility of the Company's management. Our responsibility is to express an opinion on these financial statements based on our audits.

We conducted our audits in accordance with the standards of the Public Company Accounting Oversight Board (United States). Those standards require that we plan and perform the audit to obtain reasonable assurance about whether the financial statements are free of material misstatement. We were not engaged to perform an audit of the Company's internal control over financial reporting. Our audits included consideration of internal control over financial reporting as a basis for designing audit procedures that are appropriate in the circumstances, but not for the purpose of expressing an opinion on the effectiveness of the Company's internal control over financial reporting. Accordingly, we express no such opinion. An audit also includes examining, on a test basis, evidence supporting the amounts and disclosures in the financial statements, assessing the accounting principles used and significant estimates made by management, and evaluating the overall financial statement presentation. We believe that our audits provide a reasonable basis for our opinion.

In our opinion, the financial statements referred to above present fairly, in all material respects, the financial position of Radius Health, Inc. at December 31, 2013 and 20

Radius Health, Inc.

Balance Sheets

(In thousands, except share and per share amounts)

	December 31, 2013	December 31, 2012
ASSETS		
Current assets:		
Cash and cash equivalents	\$ 12,303	\$ 18,653
Marketable securities	—	4,000
Prepaid expenses and other current assets	334	2,463
Total current assets	12,637	25,116
Property and equipment, net	76	139

Radius Health, Inc.

Statements of Operations and Comprehensive Loss

(In thousands, except share and per share amounts)

	December 31,		
	2013	2012	2011
OPERATING EXPENSES:			
Research and development	\$ 60,536	\$ 54,961	\$ 36,179
General and administrative	6,829	9,469	5,330
Loss from operations	(67,365)	(64,430)	(41,509)
OTHER (EXPENSE)			

Radius Health, Inc.

Statements of Convertible Preferred Stock, Redeemable Convertible Preferred Stock and Stockholders' Deficit

(In thousands, except share and per share amounts)

	Convertible Preferred Stock											
	New Series B		Series A-1		Series A-2		Series A-3		Series A-4		Series A-5	

See accompanying notes to financial statements.

Radius Health, Inc.

Statements of Convertible Preferred Stock, Redeemable Convertible Preferred Stock and Stockholders' Deficit (Continued)

(In thousands, except share and per share amounts)

							Stockholders' Deficit				
Convertible Preferred Stock											
Series A		Series B									

preferred stock								(1,521)		(15,950)		(17,471)								
Stock-based compensation expense								1,508				1,508								
Balance at December 31, 2013								879,370	\$	—	\$	—	\$	—	\$	—	\$	(277,301)	\$	(277,301)

- (1) The recapitalization includes the exchange of Series A, Series B and Series C shares for Series A-4, Series A-3, and Series A-2 shares, respectively, in addition to the 1:10 exchange of Series A-2, Series A-3 and Series A-4 preferred stock, which occurred in conjunction with the Merger, and is more fully described in note 4.

See accompanying notes to financial statements.</

Radius Health, Inc.

Statements of Cash Flows

(In thousands)

	Year Ended December 31,		
	2013	2012	2011
CASH FLOWS USED IN OPERATING ACTIVITIES:			
Net loss	\$ (60,690)	\$ (69,128)	\$ (42,476)
Adjustments to reconcile net loss to net cash used in operating activities:			
Depreciation and amortization	27	44	40
Gain on fixed asset disposal	—	—	

Radius Health, Inc.

Notes to Financial Statements

(In thousands, except share and per share amounts)

1. Nature of Business

Radius Health, Inc. ("Radius" or the "Company"), which was formerly known as MPM Acquisition Corp., is a science-driven biopharmaceutical company focused on developing novel differentiated therapeutics for patients with osteoporosis as well as other serious endocrine-mediated diseases. The Company's lead product candidate is abaloparatide (BA058), a bone anabolic for the treatment of osteoporosis delivered via subcutaneous injection, which the Company refers to as Abaloparatide-SC. The Company is currently in Phase 3 development of Abaloparatide-SC and expects to announce top-line data from this study in late 2014. If the results are positive, the Company plans to submit a new drug application in the United States, and a marketing authorization application in Europe in mid-2015. The Company holds worldwide commercialization rights to Abaloparatide-SC, other than in Japan, and with a favorable regulatory outcome, anticipates its first commercial sales of Abaloparatide-SC will take place in 2016. The Company is leveraging its investment in Abaloparatide-SC to develop Abaloparatide-TD. The Company expects this line extension will provide improved patient

Radius Health, Inc.

Notes to Financial Statements (Continued)

(In thousands, except share and per share amounts)

1. Nature of Business (Continued)

Stock and Warrant Purchase Agreement (the "Series B-2 Purchase Agreement"), pursuant to which the Company may raise up to approximately \$40.2 million through the issuance of (1) up to 655,000 shares of its Series B-2 convertible preferred stock (the "Series B-2 Shares") and (2) warrants to acquire up to 1,637,500 shares of its common stock with an exercise price of \$6.142 per share. On February 14, 2014, February 19, 2014 and February 24, 2014, the Company consummated closings under the Series B-2 Purchase Agreement, whereby, in exchange for aggregate proceeds to the Company of approximately \$25.6 million, the Company issued an aggregate of 417,615 Series B-2 Shares and warrants to purchase up to a total of 1,044,039 shares of its common stock. See note 19 for additional information regarding the issuance of the Series B-2 Shares.

The Company believes that the aggregate proceeds from the closings

Notes to Financial Statements (Continued)

(In thousands, except share and per share amounts)

2. Summary of Significant Accounting Policies (Continued)

securities are classified as available-for-sale and are carried at fair value. Unrealized gains and losses, if any, are included within other comprehensive (loss) income within stockholders' deficit. The amortized cost of debt securities in this category is adjusted for amortization of premiums and accretion of discounts to maturity. Such amortization is included in interest income. Realized gains and losses on available-for-sale securities are included in interest income. The cost of securities sold is based on the specific identification method. The Company periodically reviews the portfolio of securities to determine whether an other-than-temporary impairment has occurred. No such losses have occurred to date. There were no realized gains or losses on the sale of securities for the years ended December 31, 2013 and 2012.

Fair Value Measurements —The Company determines the fair market values of its financial instruments based on the fair value hierarchy, which requires an entity to maximize the use of observable inputs and minimize the use of unobservable inputs when measuring fair value. The following are three levels of inputs that may be

Notes to Financial Statements (Continued)

(In thousands, except share and per share amounts)

2. Summary of Significant Accounting Policies (Continued)

Licensing Agreements —Costs associated with licenses of technology are expensed as incurred, and are included in research and development expenses.

Impairment of Long-Lived Assets —The Company evaluates long-lived assets for potential impairment when there is evidence that events or changes in circumstances have occurred that indicate that the carrying amount of a long-lived asset may not be recovered. Recoverability of these assets is assessed based on the undiscounted expected future cash flows from the assets, considering a number of factors, including past operating results, budgets and economic projections, market trends, and product development cycles. Impairment in the carrying value of each asset is assessed when the undiscounted expected future cash flows derived from the asset are less than its carrying value.

An impairment loss would be recognized in an amount equal to

Notes to Financial Statements (Continued)

(In thousands, except share and per share amounts)

2. Summary of Significant Accounting Policies (Continued)

include, but are not limited to, the current stock price as of the date of measurement, the exercise price, the remaining contractual life, expected volatility for the instrument and the risk-free interest rate. For financial instruments that are determined to be classified as liabilities on the balance sheet, changes in fair value are recorded as a gain or loss in the Company's statement of operations, with the corresponding amount recorded as an adjustment to the liability on its balance sheet.

Stock-Based Compensation —The Company measures stock-based compensation cost at the accounting measurement date based on the fair value of the option, and recognizes the expense on a straight-line basis over the requisite service period of the option, which is typically the vesting period. The Company estimates the fair value of each option using a Black-Scholes option pricing model that takes into account the fair value of its common stock, the exercise price, the expected life of the option, the expected volatility of the Company's common stock, expected dividends on the Company's common stock, and the risk-free interest rate over the

Notes to Financial Statements (Continued)

(In thousands, except share and per share amounts)

2. Summary of Significant Accounting Policies (Continued)

Diluted net income per share is computed using the more dilutive of (a) the two-class method, or (b) the if-converted method. The Company allocates net income first to preferred stockholders based on dividend rights and then to common and preferred stockholders based on ownership interests. The weighted-average number of common shares outstanding gives effect to all potentially dilutive common equivalent shares, including outstanding stock options, warrants, and potential issuance of stock upon the issuance of the Company's series A-6 convertible preferred stock ("Series A-6") as settlement of the liability to Nordic Bioscience ("Nordic"). Common equivalent shares are excluded from the computation of diluted net income per share if their effect is anti-dilutive.

Comprehensive (Loss) Income —Comprehensive (loss) income refers to revenues, expenses, gains and losses that are excluded from net income, as these amounts are recorded directly as an adjustment to stockholders' deficit, net of tax. The Company's other

Radius Health, Inc.

Notes to Financial Statements (Continued)

(In thousands, except share and per share amounts)

2. Summary of Significant Accounting Policies (Continued)

2013. Its adoption did not have a material impact on the Company's results of operations, financial position or cash flows.

3. Merger

As described in note 1, the Company completed a reverse merger transaction with the Former Operating Company on May 17, 2011, pursuant to which the Company changed its name from MPM Acquisition Corp. to Radius Health, Inc. and assumed the operations of the Former Operating Company. The accompanying financial statements and the related disclosures take into account the Merger and Short-Form Merger transactions. In addition, all historical share and per share amounts in

Radius Health, Inc.

Notes to Financial Statements (Continued)

(In thousands, except share and per share amounts)

3. Merger (Continued)

be completed in three closings for cash proceeds of \$64.3 million. The transactions covered by the Purchase Agreement are referred to herein as the "Series A-1 Financing". An initial closing was completed on May 17, 2011 by the Former Operating Company prior to the Merger.

4. Recapitalization

Subsequent to the Reverse Stock Split and prior to the Merger, the Former Operating Company underwent a recapitalization pursuant to which the preferred stock of the Company (Series A convertible preferred stock ("Series A"), Series B convertible preferred stock ("Series B"), and Series C convertible preferred stock ("Series C"), collectively "Old

Radius Health, Inc.

Notes to Financial Statements (Continued)

(In thousands, except share and per share amounts)

4. Recapitalization (Continued)

Subsequent to the recapitalization and financing, pursuant to the Merger, each outstanding share of preferred stock was converted into the right to receive one-tenth of one share of preferred stock. After the recapitalization, Series A-1 and Series A-5 financing (as described in note 3) and the Merger, the Company had the following shares of preferred stock outstanding, which include the shares of Series A-1 issued in the Stage II Closing and Stage III Closing as discussed below:

<u>Class</u>	<u>Number of Shares</u>
Series A-1	939,612

Radius Health, Inc.

Notes to Financial Statements (Continued)

(In thousands, except share and per share amounts)

4. Recapitalization (Continued)

Subsequent to the exchange of outstanding shares of preferred stock for the right to receive one-tenth of one share of Preferred Stock, in accordance with the Purchase Agreement, the Stage II Closing occurred on November 18, 2011 and resulted in net proceeds of approximately \$21.0 million through the sale of 263,178 shares of Series A-1. On December 14, 2011, the Stage III Closing occurred resulting in net proceeds of approximately \$21.0 million through the sale of 263,180 shares of Series A-1. The issuance of the shares in the Stage II and Stage III Closings did not generate beneficial conversion features at the date of issuance or at December 31, 2013.

Radius Health, Inc.

Notes to Financial Statements (Continued)

(In thousands, except share and per share amounts)

5. Marketable Securities (Continued)

	December 31, 2012			
	Amortized Cost Value	Gross Unrealized Gains	Gross Unrealized Losses	Fair Value
Cash and cash equivalents:				

Notes to Financial Statements (Continued)

(In thousands, except share and per share amounts)

8. Loan and Security Agreement

On May 23, 2011, the Company entered into a loan and security agreement (the "Loan and Security Agreement") with Oxford Finance LLC and General Electric Capital Corporation (collectively, the "Lender") pursuant to which the Lender agreed to lend the Company up to \$25.0 million. Upon entering into the Loan and Security Agreement, the Company borrowed \$6.3 million from the Lender on May 23, 2011 ("Term Loan A"), \$6.3 million on November 21, 2011 ("Term Loan B") and an additional \$12.5 million on May 29, 2012 ("Term Loan C"). The Company's obligations under the Loan and Security Agreement are secured by a first priority security interest in substantially all of the assets of the Company.

Radius Health, Inc.

Notes to Financial Statements (Continued)

(In thousands, except share and per share amounts)

8. Loan and Security Agreement (Continued)

exercise price may be adjusted in the event the Company issues shares of the Series A-1 at a price lower than \$81.42 per share. As a result of an anti-dilution adjustment effected in connection with the issuance of the new Series B convertible preferred stock in May 2013 (as described in note 9), the exercise price of the Warrants has been reduced to \$76.27 as of December 31, 2013. The Warrants are classified as liabilities in the Company's balance sheet and are re-measured at their estimated fair value at each reporting period. The changes in fair value are recorded as other (expense) income in the statement of operations.

Notes to Financial Statements (Continued)

(In thousands, except share and per share amounts)

9. Convertible Preferred Stock (Continued)

of (1) up to 980,000 shares of its new Series B preferred stock (the "New Series B") and (2) warrants to acquire up to 2,450,000 shares of its common stock with an exercise price of \$6.142 per share. On April 23, 2013, the Company consummated a first closing under the Series B Purchase Agreement, whereby in exchange for aggregate proceeds of approximately \$43.0 million, it issued 700,098 shares of New Series B and warrants to purchase up to a total of 1,750,248 shares of its common stock. On May 10, 2013, the Company consummated a second closing under the Series B Purchase Agreement, whereby in exchange for aggregate proceeds of approximately \$0.1 million, it issued

Notes to Financial Statements (Continued)

(In thousands, except share and per share amounts)

9. Convertible Preferred Stock (Continued)

Series B, Series A-1, Series A-2 and Series A-3 to convert all shares of New Series B and Series A Preferred Stock or (2) the common stock becoming listed for trading on a national stock exchange ("Special Mandatory Conversion"). Upon a Special Mandatory Conversion, all accrued, whether or not declared, but unpaid dividends shall be paid in cash or shares of common stock (calculated based on the then effective conversion price) at the discretion of the Company's Board of Directors.

Redemption—Unless redemption is waived by a requisite stockholder vote or consent, the shares of New Series B and Series A Preferred Stock are automatically redeemable upon an event of sale of the Company. The shares of

Notes to Financial Statements (Continued)

(In thousands, except share and per share amounts)

9. Convertible Preferred Stock (Continued)

when, if and as declared by the Board of Directors, dividends on any shares of Series A-4 Stock or Series A-6 Stock, as the case may be, out of funds legally available for that purpose, at a rate to be determined by the Board of Directors if and when they may so declare any dividend on the Series A-4 Stock or A-6 Stock, as the case may be. Dividends are payable, as accrued, upon liquidation, event of sale, and conversion to common stock, as described above. The holders of shares of Series A-4 and Series A-6 are also entitled to dividends declared or paid on any shares of common stock.

Dividends on the Company's preferred stock are payable, at

Radius Health, Inc.

Notes to Financial Statements (Continued)

(In thousands, except share and per share amounts)

9. Convertible Preferred Stock (Continued)

to pay the full preferential amounts to the holders of New Series B, the assets will be distributed ratably among the holders of New Series B in proportion to their aggregate liquidation preference amounts. If the assets of the Company are insufficient to pay the full preferential amounts to the holders of Series A-1, the assets will be distributed ratably among the holders of Series A-1 in proportion to their aggregate liquidation preference amounts. If the assets of the Company are insufficient to pay the full preferential amounts to the holders of Series A-2, the assets will be distributed ratably among the holders of Series A-2 in proportion to their aggregate liquidation preference amounts. If the assets of the Company are insufficient to pay the full preferential

Radius Health, Inc.

Notes to Financial Statements (Continued)

(In thousands, except share and per share amounts)

11. Fair Value Measurements

The following tables summarize the financial assets and liabilities measured at fair value on a recurring basis in the accompanying balance sheets as of December 31, 2013 and 2012 (in thousands):

	As of December 31, 2013
--	-------------------------

Notes to Financial Statements (Continued)

(In thousands, except share and per share amounts)

11. Fair Value Measurements (Continued)

corroborated by observable market data for substantially the full term of the assets. Inputs are obtained from various sources, including market participants, dealers and brokers.

The stock asset represents the prepaid balance of the research and development expense related to the stock dividends to be issued to Nordic Bioscience Clinical Development VII A/S ("Nordic") in shares of Series A-6 (or in shares of common stock if the Company lists

Radius Health, Inc.

Notes to Financial Statements (Continued)

(In thousands, except share and per share amounts)

11. Fair Value Measurements (Continued)

measurement of the Company's common stock and preferred stock, including significant unobservable inputs:

Radius Health, Inc.

Notes to Financial Statements (Continued)

(In thousands, except share and per share amounts)

11. Fair Value Measurements (Continued)

The following table provides a roll forward of the fair value of the liabilities, where fair value is determined using Level 3 inputs (in thousands):

Balance at January

Notes to Financial Statements (Continued)

(In thousands, except share and per share amounts)

12. License Agreements (Continued)

Ipsen) France. In consideration for these licenses, the Company made a nonrefundable, non-creditable payment of \$250.0 thousand to Ipsen, which was expensed during 2005. The Ipsen Agreement provides for further payments in the range of €100 million to €3

Notes to Financial Statements (Continued)

(In thousands, except share and per share amounts)

13. Research Agreements (Continued)

reflect the addition of such countries and sites within the study's parameters. Payments to be made by the Company to Nordic under the First Amendment are denominated in both euros and U.S. dollars and total up to €717,700 (\$9

Notes to Financial Statements (Continued)

(In thousands, except share and per share amounts)

13. Research Agreements (Continued)

or common stock, as applicable, will remain with Nordic as a contractual right under the Stock Issuance Agreement.

Notes to Financial Statements (Continued)

(In thousands, except share and per share amounts)

13. Research Agreements (Continued)

accrued expenses and other current liabilities on the balance sheet resulting from services provided by Nordic, which are payable in cash.

Notes to Financial Statements (Continued)

(In thousands, except share and per share amounts)

13. Research Agreements (Continued)

NB-3 be issued. Accordingly, the Company's Board of Directors declared a dividend to Nordic of all 25,772 shares of Series

Notes to Financial Statements (Continued)

(In thousands, except share and per share amounts)

13. Research Agreements (Continued)

accrued expenses and other current liabilities on the balance sheet resulting from services

Notes to Financial Statements (Continued)

(In thousands, except share and per share amounts)

13. Research Agreements (Continued)

Notes to Financial Statements (Continued)

(In thousands, except share and per share amounts)

14. Stock-based Compensation (Continued)

Radius Health, Inc.

Notes to Financial Statements (Continued)

(In thousands, except share and per share amounts)

Radius Health, Inc.

Notes to Financial Statements (Continued)

(In thousands, except share and per share amounts)

14. Stock

Radius Health, Inc.

Notes to Financial Statements (Continued)

(

Radius Health, Inc.

Notes to Financial Statements (Continued)

(In thousands, except share and per share amounts)

Notes to Financial Statements (Continued)

(In thousands, except share and per share amounts)

1

Notes to Financial Statements (Continued)

Radius Health, Inc.

Notes to Financial Statements (Continued)

ITEM 9. CHANGES IN AND DISAGREEMENTS WITH ACCOUNTANTS ON ACCOUNTING AND FINANCIAL DISCLOSURE.

PART III

Operating Company as Senior Director of Research from 2006 to 2008 and as Director of Disease Biology & Pharmacology from 2003 to 2006

