

HONORING OUR PAST **LOOKING TO THE FUTURE**





---

## HONORING OUR PAST LOOKING TO THE FUTURE

In this time of great transformation, we honor our storied past, and the passing of our founder. His legacy serves as a foundation on which we are creating a new era, with new leadership, new opportunities, and new focus on a very promising future.



## In Memory of **EUGENE R. CORASANTI**

Eugene R. Corasanti, CONMED's founder, passed away peacefully on March 5, 2015 at the age of 84. Gene dedicated more than half of his life to CONMED, as both the first Chairman of the Board, from the Company's inception in 1970 through February 2014, and its first CEO, a position he held through 2006. Under Gene's leadership, CONMED grew from a small operation in Utica, New York to a global publicly-traded company with more than \$700 million in sales and a vast array of products that have been used in countless surgical procedures.

Gene was an accountant by training, whose unrelenting entrepreneurial spirit drove him to continuously seek out opportunities for personal and professional growth. As an investor in a medical products distributorship in his hometown of Utica in the 1970s, he recognized the emerging opportunities for single-use medical devices. He understood the potential for products that could improve health outcomes by eliminating the risk of cross-contamination infections while providing cost savings and convenience at the same time. With one product idea and a long-term strategic vision, Gene founded CONMED.

Knowing the value of team building, he identified the appropriate engineers to develop single-use cardiac monitoring electrodes, CONMED's very first product line. Gene's commitment to team building continued for the next 40+ years as new products were added, manufacturing expanded, and sales teams were recruited to serve the needs of CONMED's customers.

Under Gene's leadership, CONMED's growth was fueled by internally developed products and through strategic acquisitions. He was a decisive leader who carefully evaluated the relative risks and rewards of every course of action, while realizing that obtaining the sweetest fruit requires climbing to the highest branches of the tree.

Gene was a gentleman in the truest sense, and recognized the value of his colleagues, friends and everyone around him. He was universally admired and respected. In addition to his family and wide circle of friends, his legacy IS CONMED Corporation – the source of his pride and joy. Thanks to Gene we have a tremendous foundation for long-term success and we pledge to keep CONMED strong in his honor.

FOUNDER  
OUR

APRIL 2015

# Letter From The **CHAIRMAN OF THE BOARD**



MARK TRYNISKI  
*Chairman*

## TO OUR SHAREHOLDERS:

2014 was a groundbreaking year for CONMED Corporation and its Board of Directors, as we made important changes to our executive management team and to our Board. We also redefined strategic priorities for the Company and strengthened our corporate governance policies.

While CONMED's annual sales for fiscal 2014 declined slightly year-over-year to \$740.1 million, we achieved the midpoint of our revised guidance range, which we believe represents the first step toward building a culture centered on accountability and performance throughout CONMED.

Today, CONMED is laser-focused on improving top-line performance and profitability, as well as on creating long-term shareholder value. The Company is committed to accelerating growth through a revamped sales and marketing strategy, and through new product launches. We expect to leverage these initiatives to gain share in our key end markets and expand our margins.

I am very pleased that Curt Hartman has accepted the role of President & CEO, and I believe he is the ideal candidate to lead CONMED into its next chapter of improved performance, operationally and financially. Before joining CONMED, Mr. Hartman had a 22-year career at Stryker Corporation, where he served in a variety of executive leadership roles, including CFO and, most recently, Interim CEO. During his tenure at Stryker, Mr. Hartman oversaw the successful completion of multiple acquisitions, debt offerings, and share buybacks, and he helped implement an enhanced dividend policy, all while innovating the business model to address the changing healthcare landscape.

As of today, more than half of CONMED's slate of Directors is new, including five members added since July 2013. This slate brings substantial shareholder representation, significant medical device and orthopedic industry experience, and expertise in management, corporate governance, consulting, and investing.

During 2014, we added Charles Farkas, a Senior Partner at Bain & Company; Jerome Lande, Managing Partner of Coppersmith Capital; and Curt Hartman to the Board of Directors. Bruce Daniels and Stuart Schwartz announced their retirements from the Board, and Joseph Corasanti stepped down as the Company's President & CEO, as well as from the Board.

The most notable departure, however, was that of our founder, Eugene Corasanti, who retired from the Board in 2014 and who sadly passed away in March. Through his entrepreneurial spirit and leadership, Gene grew CONMED from a small operation in Utica, New York to a global company with more than 3,500 employees and \$700 million in annual sales. It is an honor to have had the opportunity to know him and work with him, and we are determined to carry on the legacy he left for us.

CONMED's Board and management wish to thank our shareholders for their continued support and valuable insights offered throughout the year. We look forward to aggressively advancing the operational and financial initiatives currently underway to restore CONMED to a leadership position in the global markets we serve.

Sincerely,

A handwritten signature in black ink that reads "Mark Tryniski". The signature is fluid and cursive.

Mark Tryniski, *Chairman*

CHAIRMAN OF  
THE BOARD



APRIL 2015

# Letter From The **CHIEF EXECUTIVE OFFICER**



CURT HARTMAN  
*President & CEO*

## TO OUR SHAREHOLDERS:

2014 marked the beginning of a transformative period for CONMED, highlighted by an overhaul of our senior management team and the implementation of a new sales and marketing strategy. For 2015 and beyond, we are focused on enhancing growth and profitability, and on restoring our market reputation.

I accepted the position of President & CEO in November 2014, after having served as Interim CEO since July 2014, and on the Company's Board of Directors since March 2014. During that short period of time, I have learned a tremendous amount about the Company's operations and products, and I have been delighted to meet our talented and dedicated employees. There is much work to be done, but I believe we are taking bold steps in the right direction, and I am very proud of the work that is already underway.

So, where is CONMED today? We are a leading medical device company with terrific growth markets to focus on, such as Orthopedics and General Surgery. Our brands are well-known and highly respected in the industry, and we have an impressive geographic mix, with more than 50% of our revenues coming from outside the United States. The basic infrastructure of the Company, including manufacturing and quality assurance, are in very good shape. And we have an exceptional team of employees around the world who are passionate about their jobs and determined to build the "new" CONMED.

I would be remiss if I did not express my sincere gratitude to several people who have made invaluable contributions to CONMED's current success. They are Robert D. Shallish, Jr., our former Executive Vice President, Finance & CFO; John Hamilton, our former Vice President of CONMED International; and Joseph Darling, our former Executive Vice President, Commercial Operations.

Luke Pomilio, our Controller and Corporate General Manager who has been with the CONMED team for 19 years, assumed CFO responsibilities on April 1, 2015. Also, we were fortunate to add Pat Beyer, a 25-year veteran of the device

industry, as President of CONMED International, as well as Bill Peters as Vice President and General Manager of our Advanced Surgical business.

In addition to the executive team changes, we recently completed an assessment of our Advanced Energy and Endomechanical domestic businesses. We have combined these two businesses, which will allow us to leverage our extensive product portfolio and sales and marketing infrastructure. We believe this will lead to enhanced customer focus and improved top-line performance. We look forward to capitalizing on the substantial opportunities in these markets.

In 2015, we are revamping our selling and marketing efforts while investing in our existing and new products. We believe that, through a renewed focus on operating performance and innovation, we will return to market-level revenue growth, improve profitability, and turn CONMED into the first choice for our customers' needs, our employees' talents, and our shareholders' capital.

In closing, I want to acknowledge the passing of Gene Corasanti, Founder of CONMED. While I did not have the pleasure, like so many of CONMED's employees, to work with Gene directly, his entrepreneurial spirit and pride of ownership are evident in this company. His legacy at CONMED is one that is safe, and our work at CONMED will continue to honor his memory. On behalf of all of the employees of CONMED, we say, "thank you" to Gene, whose courage and passion in 1970 give all of us an opportunity to make a difference in global healthcare markets today.

On behalf of our management team and the Board of Directors, I thank you for your confidence in CONMED, and I look forward to updating you on our progress.

Respectfully,

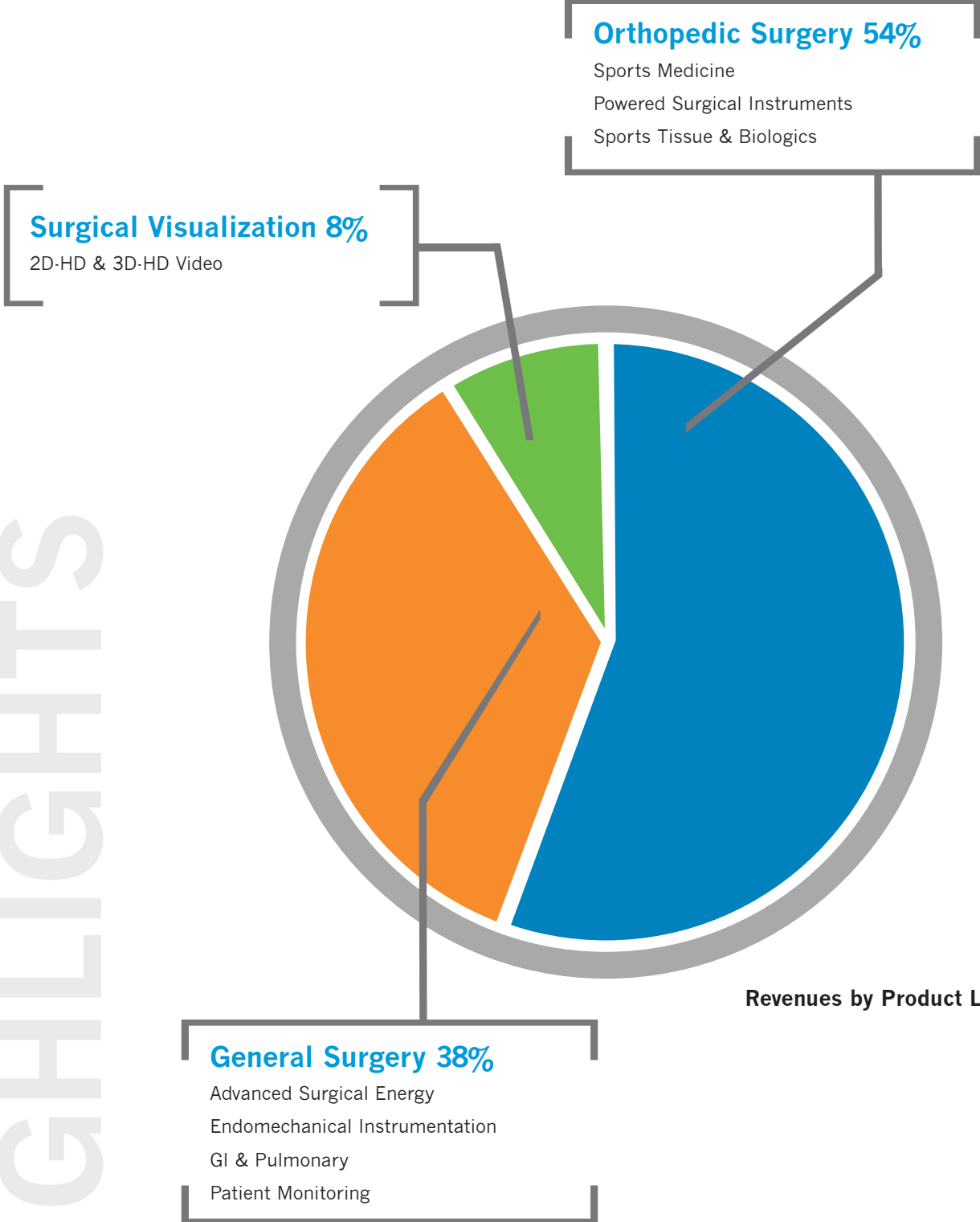
A handwritten signature in black ink, appearing to read "Curt Hartman".

Curt Hartman, *President & CEO*

CHIEF EXECUTIVE OFFICER

# Financial HIGHLIGHTS

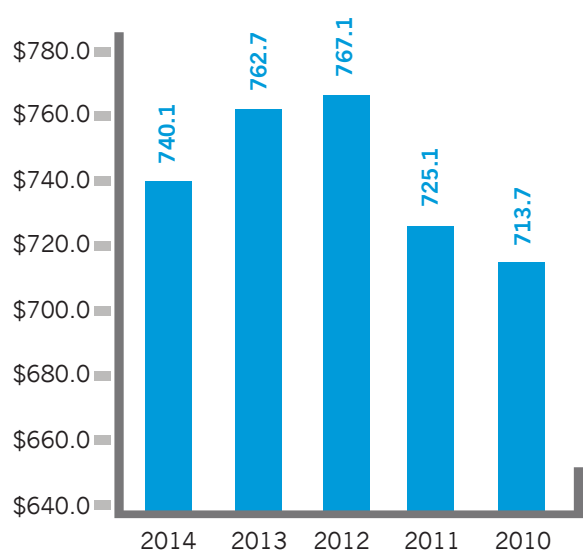
## Our Products



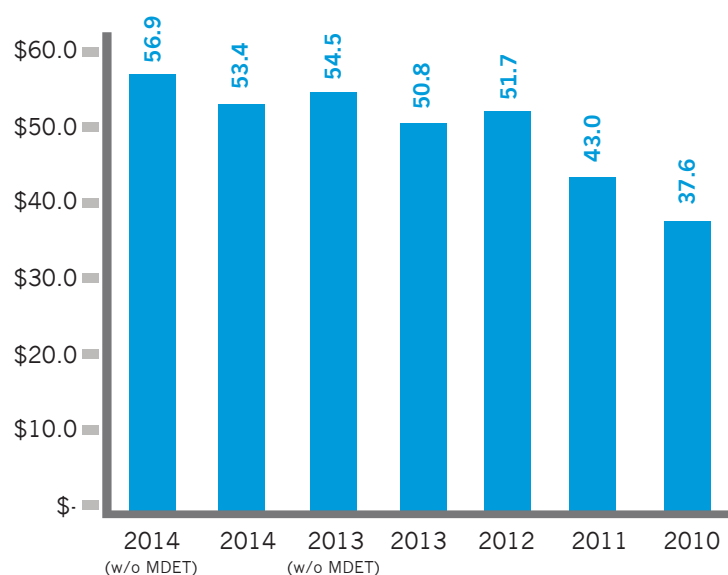
Revenues by Product Line

FINANCIAL HIGHLIGHTS

### Net Sales (in \$ millions)



### Adjusted Net Income (in \$ millions)



### Reconciliation of Reported Net Income to Non-GAAP Net Income Before Adjusted Items and Amortization of Debt Discount<sup>1</sup>

(In thousands except per share amounts) (Unaudited)

	2014	2013	2012	2011	2010
Reported net income	\$32,192	\$35,939	\$40,481	\$ 752	\$30,346
Facility consolidation costs	5,612	6,489	7,052	3,467	2,397
Costs associated with the termination of a product offering	—	2,137	—	—	2,489
Total cost of sales	5,612	8,626	7,052	3,467	4,886
Administrative consolidation costs	3,354	8,750	6,497	792	2,176
Costs associated with management restructuring	12,546	—	—	—	—
Costs associated with shareholder activism	3,966	—	—	—	—
Costs associated with purchase of a business	722	—	1,194	—	—
Costs associated with patent disputes and other matters	3,374	3,206	1,555	—	—
Pension settlement expense	—	1,443	—	—	—
Costs associated with the purchase of a distributor	—	—	704	300	—
Total other expense	23,962	13,399	9,950	1,092	2,176
Impairment of goodwill	—	—	—	60,302	—
Amortization of debt discount	—	—	—	3,903	4,244
Loss on early extinguishment of debt	—	263	—	—	79
Total adjusted expense before income taxes	29,574	22,288	17,002	68,764	11,385
Provision (benefit) for income taxes on adjusted expense	(10,646)	(7,473)	(5,829)	(26,515)	(4,139)
New York State corporate tax reform	2,258	—	—	—	—
Adjusted net income	\$53,378	\$50,754	\$51,654	\$43,001	\$37,592
<b>Per share data:</b>					
Reported net income					
Basic	\$ 1.17	\$ 1.30	\$ 1.43	\$ 0.03	\$ 1.06
Diluted	1.16	1.28	1.41	0.03	1.05
Adjusted net income					
Basic	\$ 1.95	\$ 1.83	\$ 1.83	\$ 1.52	\$ 1.31
Diluted	1.92	1.81	1.80	1.50	1.30

<sup>1</sup>This table is provided to reconcile certain financial disclosures. Management has provided the above reconciliation of net income before adjusted items and amortization of debt discount as an additional measure that investors can use to compare operating performance between reporting periods. Management believes this reconciliation provides a useful presentation of operating performance.



CONMED CORPORATION

# Corporate INFORMATION

## CORPORATE OFFICE

CONMED Corporation  
525 French Road  
Utica, NY 13502  
Phone (315) 797-8375  
Fax (315) 797-0321  
  
Customer Service  
1-800-448-6506  
email: [info@conmed.com](mailto:info@conmed.com)  
website: [www.conmed.com](http://www.conmed.com)  
Ethics Policy  
Available at [www.conmed.com](http://www.conmed.com)

## BOARD MEMBERS

- Mark E. Tryniski**  
Chairman of the Board of Directors
- Brian P. Concannon**  
Director
- Charles M. Farkas**  
Director
- Jo Ann Golden**  
Director
- Curt R. Hartman**  
President, Chief Executive Officer & Director
- Dirk M. Kuyper**  
Director
- Jerome J. Lande**  
Director
- Stephen M. Mandia**  
Director

## EXECUTIVE OFFICERS

- Curt R. Hartman**  
President, Chief Executive Officer & Director
- Patrick J. Beyer**  
President, International
- Terence M. Bergé**  
Vice President, Corporate Controller
- Heather L. Cohen**  
Executive Vice President, Human Resources & Secretary
- Daniel S. Jonas, Esq.**  
Executive Vice President, Legal Affairs & General Counsel
- Gregory R. Jones**  
Executive Vice President, Quality Assurance/Regulatory Affairs
- John E. (Jed) Kennedy**  
Vice President & General Manager  
CET
- Stanley W. (Bill) Peters**  
Vice President & General Manager  
Advanced Surgical
- Luke A. Pomilio**  
Executive Vice President, Finance & Chief Financial Officer
- Mark D. Snyder**  
Executive Vice President, Operations & Business Systems

## STOCK

CONMED Corporation's stock is traded on the NASDAQ Global Select Stock Market with the symbol: CNMD

## SHAREHOLDER INFORMATION

Interested shareholders may obtain a copy of the Company's Annual Report without charge upon written request to:

Investor Relations Department  
CONMED Corporation  
525 French Road  
Utica, NY 13502

Transfer Agent/Registrar  
Computershare Investor Services  
P.O. Box 30170  
College Station, TX 77842-3170  
1-800-368-5948  
[www.computershare.com/investor](http://www.computershare.com/investor)

Independent Registered Public Accounting Firm  
PricewaterhouseCoopers LLP  
125 High Street  
Boston, MA 02110

Special Counsel  
Sullivan & Cromwell, LLP  
125 Broad Street  
New York, NY 10004

CORPORATE INFORMATION



United States  
Securities and Exchange Commission  
Washington, D.C.  
20549

Form 10-K  
Annual Report Pursuant to Section 13 or 15(d) of  
the Securities Exchange Act of 1934

For the fiscal year ended December 31, 2014

Commission file number 0-16093

**CONMED CORPORATION**  
(Exact name of registrant as specified in its charter)

**New York**  
(State or other jurisdiction of incorporation or organization)

**16-0977505**  
(I.R.S. Employer Identification No.)

**525 French Road, Utica, New York**  
(Address of principal executive offices)

**13502**  
(Zip Code)

**(315) 797-8375**  
(Registrant's telephone number, including area code)

Securities registered pursuant to Section 12(g) of the Act:

**Common Stock, \$.01 par value per share**  
(Title of class)

Indicate by check mark if the registrant is a well-known seasoned issuer (as defined in Rule 405 of the Securities Act).  
Yes  No

Indicate by check mark if the registrant is not required to file reports pursuant to Section 13 or Section 15(d) of the Exchange Act.  
Yes  No

Indicate by check mark whether the registrant (1) has filed all reports required to be filed by Section 13 or 15(d) of the Securities Exchange Act of 1934 during the preceding 12 months (or for such shorter period that the registrant was required to file such reports), and (2) has been subject to such filing requirements for the past 90 days.  
Yes  No

Indicate by check mark whether the registrant has submitted electronically and posted on its corporate Web site, if any, every Interactive Data File required to be submitted and posted pursuant to Rule 405 of Regulation S-T (§232.405 of this chapter) during the preceding 12 months (or for such shorter period that the registrant was required to submit and post such files). Yes  No

Indicate by check mark if disclosure of delinquent filers pursuant to Item 405 of Regulation S-K (§232.405 of this chapter) is not contained herein, and will not be contained, to the best of registrant's knowledge, in definitive proxy or information statements incorporated by reference in Part III of this Form 10-K or any amendment to this Form 10-K.

Indicate by check mark whether the registrant is a large accelerated filer, an accelerated filer, a non-accelerated filer or a smaller reporting company. See the definitions of "accelerated filer and large accelerated filer" in Rule 12b-2 of the Exchange Act (Check one).

Large accelerated filer  Accelerated filer  Non-accelerated filer  Smaller reporting company

Indicate by check mark whether the registrant is a shell company (as defined in Rule 12b-2 of the Exchange Act).  
Yes  No

As of June 30, 2014, the last business day of the registrant's most recently completed second fiscal quarter, the aggregate market value of the shares of voting common stock held by non-affiliates of the registrant was approximately \$1,207,096,541 based upon the closing price of the Company's common stock on the NASDAQ Stock Market.

The number of shares of the registrant's \$.01 par value common stock outstanding as of February 16, 2015 was 27,568,736.

**DOCUMENTS INCORPORATED BY REFERENCE:**

Portions of the Definitive Proxy Statement and any other informational filings for the 2015 Annual Meeting of Shareholders are incorporated by reference into Part III of this report.

**CONMED CORPORATION**  
**ANNUAL REPORT ON FORM 10-K**  
**FOR YEAR ENDED DECEMBER 31, 2014**  
**TABLE OF CONTENTS**

<b>Part I</b>		<b><u>Page</u></b>
<b>Item 1.</b>	<u>Business</u>	<u>2</u>
<b>Item 1A.</b>	<u>Risk Factors</u>	<u>7</u>
<b>Item 1B.</b>	<u>Unresolved Staff Comments</u>	<u>13</u>
<b>Item 2.</b>	<u>Properties</u>	<u>13</u>
<b>Item 3.</b>	<u>Legal Proceedings</u>	<u>13</u>
<b>Item 4.</b>	<u>Mine Safety Disclosures</u>	<u>13</u>
<b>Part II</b>		
<b>Item 5.</b>	<u>Market for Registrant's Common Equity, Related Stockholder Matters and Issuer Purchases of Equity Securities</u>	<u>14</u>
<b>Item 6.</b>	<u>Selected Financial Data</u>	<u>16</u>
<b>Item 7.</b>	<u>Management's Discussion and Analysis of Financial Condition and Results of Operations</u>	<u>18</u>
<b>Item 7A.</b>	<u>Quantitative and Qualitative Disclosures About Market Risk</u>	<u>27</u>
<b>Item 8.</b>	<u>Financial Statements and Supplementary Data</u>	<u>28</u>
<b>Item 9.</b>	<u>Changes In and Disagreements with Accountants on Accounting and Financial Disclosure</u>	<u>28</u>
<b>Item 9A.</b>	<u>Controls and Procedures</u>	<u>28</u>
<b>Item 9B.</b>	<u>Other Information</u>	<u>28</u>
<b>Part III</b>		
<b>Item 10.</b>	<u>Directors, Executive Officers and Corporate Governance</u>	<u>29</u>
<b>Item 11.</b>	<u>Executive Compensation</u>	<u>29</u>
<b>Item 12.</b>	<u>Security Ownership of Certain Beneficial Owners and Management and Related Stockholder Matters</u>	<u>29</u>
<b>Item 13.</b>	<u>Certain Relationships and Related Transactions, and Director Independence</u>	<u>29</u>
<b>Item 14.</b>	<u>Principal Accounting Fees and Services</u>	<u>29</u>
<b>Part IV</b>		
<b>Item 15.</b>	<u>Exhibits, Financial Statement Schedules</u>	<u>30</u>
	<u>Signatures</u>	<u>31</u>

## CONMED CORPORATION

### Item 1. Business

#### *Forward Looking Statements*

*This Annual Report on Form 10-K for the Fiscal Year Ended December 31, 2014 (“Form 10-K”) contains certain forward-looking statements (as such term is defined in the Private Securities Litigation Reform Act of 1995) and information relating to CONMED Corporation (“CONMED”, the “Company”, “we” or “us” — references to “CONMED”, the “Company”, “we” or “us” shall be deemed to include our direct and indirect subsidiaries unless the context otherwise requires) which are based on the beliefs of our management, as well as assumptions made by and information currently available to our management.*

*When used in this Form 10-K, the words “estimate”, “project”, “believe”, “anticipate”, “intend”, “expect” and similar expressions are intended to identify forward-looking statements. These statements involve known and unknown risks, uncertainties and other factors, including those identified under the caption “Item 1A-Risk Factors” and elsewhere in this Form 10-K which may cause our actual results, performance or achievements, or industry results, to be materially different from any future results, performance or achievements expressed or implied by such forward-looking statements. Such factors include, among others, the following:*

- general economic and business conditions;*
- changes in foreign exchange and interest rates;*
- cyclical customer purchasing patterns due to budgetary and other constraints;*
- changes in customer preferences;*
- competition;*
- changes in technology;*
- the introduction and acceptance of new products;*
- the ability to evaluate, finance and integrate acquired businesses, products and companies;*
- changes in business strategy;*
- the availability and cost of materials;*
- the possibility that United States or foreign regulatory and/or administrative agencies may initiate enforcement actions against us or our distributors;*
- future levels of indebtedness and capital spending;*
- quality of our management and business abilities and the judgment of our personnel;*
- the availability, terms and deployment of capital;*
- the risk of litigation, especially patent litigation as well as the cost associated with patent and other litigation;*
- the risk of a lack of allograft tissues due to reduced donations of such tissues or due to tissues not meeting the appropriate high standards for screening and/or processing of such tissues;*
- compliance with and changes in regulatory requirements; and*
- various other factors referenced in this Form 10-K.*

See “Item 7-Management’s Discussion and Analysis of Financial Condition and Results of Operations”, “Item 1-Business” and “Item 1A-Risk Factors” for a further discussion of these factors. You are cautioned not to place undue reliance on these forward-looking statements, which speak only as of the date hereof. We do not undertake any obligation to publicly release any revisions to these forward-looking statements to reflect events or circumstances after the date of this Form 10-K or to reflect the occurrence of unanticipated events.

#### **General**

CONMED Corporation was incorporated under the laws of the State of New York in 1970 by Eugene R. Corasanti, the Company’s founder. CONMED is a medical technology company with an emphasis on surgical devices and equipment for minimally invasive procedures and monitoring. The Company’s products are used by surgeons and physicians in a variety of specialties including orthopedics, general surgery, gynecology, neurosurgery and gastroenterology. Headquartered in Utica, New York, the Company’s 3,500 employees distribute its products worldwide from several manufacturing locations.

We have historically used strategic business acquisitions and exclusive distribution relationships to diversify our product offerings, increase our market share in certain product lines, realize economies of scale and take advantage of growth opportunities in the healthcare field.

We are committed to offering products with the highest standards of quality, technological excellence and customer service. Substantially all of our facilities have attained certification under the ISO international quality standards and other domestic and international quality accreditations.

Our annual report on Form 10-K, quarterly reports on Form 10-Q, current reports on Form 8-K and amendments to those reports are accessible free of charge through the Investor Relations section of our website (<http://www.conmed.com>) as soon as practicable after such materials have been electronically filed with, or furnished to, the United States Securities and Exchange Commission (the "SEC"). Our SEC filings are also available for reading and copying at the SEC's Public Reference Room at 100 F Street, NE, Washington, D.C. 20549. Information on the operation of the Public Reference Room may be obtained by calling the SEC at 1-800-SEC-0330. In addition, the SEC maintains an Internet site (<http://www.sec.gov>) containing reports, proxy and information statements, and other information regarding issuers that file electronically with the SEC.

## Business Strategy

Our principal objectives are to improve the quality of surgical outcomes and patient care through the development of innovative medical devices, the refinement of existing products and the development of new technologies which reduce risk, trauma, cost and procedure time. We believe that by meeting these objectives we will enhance our ability to anticipate and adapt to customer needs and market opportunities, and provide shareholders with superior investment returns. We intend to achieve future growth and earnings through the following initiatives:

- **Introduction of New Products and Product Enhancements.** We continually pursue organic growth through the development of new products and enhancements to existing products. We seek to develop new technologies which improve the durability, performance and usability of existing products. In addition to our internal research and development efforts, we receive new ideas for products and technologies, particularly in procedure-specific areas, from surgeons, inventors and other healthcare professionals.
- **Pursue Strategic Acquisitions.** We pursue strategic acquisitions, distribution and similar arrangements in existing and new growth markets to achieve increased operating efficiencies, geographic diversification and market penetration. Targeted companies have historically included those with proven technologies and established brand names which provide potential sales, marketing and manufacturing synergies.
- **Realize Manufacturing and Operating Efficiencies.** We continually review our production systems for opportunities to reduce operating costs, consolidate product lines or identical process flows, reduce inventory requirements and optimize existing processes. Our vertically integrated manufacturing facilities allow for further opportunities to reduce overhead, increase operating efficiencies and capacity utilization.
- **Geographic Diversification.** We believe that significant growth opportunities exist for our surgical products outside the United States. Principal foreign markets for our products include Europe, Latin America and Asia/Pacific Rim. Critical elements of our future sales growth in these markets include leveraging our existing relationships with foreign surgeons, hospitals, third-party payers and foreign distributors, maintaining an appropriate presence in emerging market countries and continually evaluating our routes-to-market.
- **Active Participation in the Medical Community.** We believe that excellent working relationships with physicians and others in the medical industry enable us to gain an understanding of new therapeutic and diagnostic alternatives, trends and emerging opportunities. Active participation allows us to quickly respond to the changing needs of physicians and patients. In addition, we are an active sponsor of medical education both in the United States and internationally, offering new and innovative surgical techniques as well as other medical education materials for use with our products.

## Products

The following table sets forth the percentage of net sales for each of our product lines during each of the three years ended December 31:

	<b>Year Ended December 31,</b>		
	<b>2014</b>	<b>2013</b>	<b>2012</b>
Orthopedic surgery	54%	54%	54%
General surgery	38	37	37
Surgical visualization	8	9	9
Consolidated net sales	100%	100%	100%
Net Sales (in thousands)	<u>\$ 740,055</u>	<u>\$ 762,704</u>	<u>\$ 767,140</u>

### ***Orthopedic Surgery***

A significant portion of our business is derived from sales in our orthopedic surgery product lines, including sports medicine, powered surgical instruments, and sports biologics and tissue. These lines are marketed under a number of brands, including Hall<sup>®</sup>, CONMED Linvatec<sup>®</sup>, Concept<sup>®</sup> and Shutt<sup>®</sup>.

We offer a comprehensive range of devices and products to repair injuries which have occurred in the articulating joint areas of the body. Many of these injuries are the result of sports related events or similar traumas. Our sports medicine products include powered resection instruments, arthroscopes, reconstructive systems, tissue repair sets, metal and bioabsorbable implants as well as related disposable products and fluid management systems. It is our standard practice to place some of these products, such as shaver consoles and pumps, with certain customers at no charge in exchange for commitments to purchase disposable products over certain time periods. This capital equipment is loaned and subject to return if certain minimum single-use purchases are not met. Single-use products include products such as shaver blades, burs and pump tubing. We have benefited from the introduction of new arthroscopic products and technologies, such as bioabsorbable screws, “push-in” and “screw-in” suture anchors and resection shavers.

In sports medicine we compete with Smith & Nephew, plc; Arthrex, Inc.; Stryker Corporation; Johnson & Johnson: DePuy Mitek, Inc. and Biomet, Inc.

Our powered instruments offering is sold principally under the Hall<sup>®</sup> Surgical brand name, for use in large and small bone orthopedic, arthroscopic, oral/maxillofacial, podiatric, plastic, ENT, neurological, spinal and cardiothoracic surgeries. Our newest product is the Hall 50<sup>TM</sup> Powered Instrument System, specifically designed to meet the requirements of most orthopedic applications. The modularity and versatility of the Hall 50<sup>TM</sup> Powered Instrument System allows a facility to purchase a single power system to perform total joint arthroplasty, trauma, arthroscopy and some small bone procedures.

In powered instruments our competition includes Stryker Corporation; Medtronic plc, (Midas Rex and Xomed divisions); Johnson & Johnson: DePuy Synthes, Inc.; MicroAire Surgical Instruments, LLC, and Zimmer Holdings, Inc.

As more fully described in Note 4 to the Consolidated Financial Statements, on January 3, 2012, the Company entered into the Sports Medicine Joint Development and Distribution Agreement (the "JDDA") with Musculoskeletal Transplant Foundation (“MTF”) to obtain MTF's worldwide promotion rights with respect to allograft tissues within the field of sports medicine and related products. Under the terms of this agreement, we are now the exclusive worldwide promoter of these allograft tissues, which includes the reconstruction and/or replacement of tendon, ligament, cartilage or menisci, along with the correction of deformities within the extremities.

### ***General Surgery***

Our general surgery product line offers a large range of products in the areas of advanced energy, endomechanical instrumentation, gastrointestinal, pulmonary and patient monitoring.

CONMED is one of the medical device industry’s leading technology sources for advanced energy solutions for a range of surgical needs. We offer an extensive line of state-of-the-art electrosurgical generators, handpieces, smoke management systems and accessories. Our competition includes Medtronic plc: Covidien; Medline Industries, Inc.; ERBE Elektromedizin GmbH; and Megadyne.

Our endomechanical instrumentation products offer a full line of instruments including trocars, clip applicators, scissors and surgical staplers used in the minimally invasive laparoscopic and gynecological surgery. We offer a unique and premium uterine manipulator called VCARE<sup>®</sup> for use in increasing the efficiency of laparoscopic hysterectomies and other gynecologic

laparoscopic procedures. This offering competes with such companies as Johnson & Johnson: Ethicon Endo-Surgery, Inc.; Medtronic plc: Covidien; U.S. Surgical and Applied Medical Resources Corporation.

Our gastrointestinal (GI) offering includes a comprehensive line of minimally invasive diagnostic and therapeutic products used in conjunction with procedures which require flexible endoscopy. This offering includes mucosal management devices, forceps, scope management accessories, bronchoscopy devices, dilatation, stricture management devices, hemostasis, biliary devices and polypectomy. Our competition includes Boston Scientific Corporation - Endoscopy; Cook Medical, Inc.; Olympus America, Inc.; STERIS Corporation - U.S. Endoscopy; and EndoChoice, Inc.

Our patient monitoring offering includes a line of vital signs and cardiac monitoring products including pulse oximetry equipment & sensors, ECG electrodes & cables, cardiac defibrillation & pacing pads and blood pressure cuffs. We also offer a complete line of suction instruments and tubing for use in the operating room, as well as a line of IV products for use in the critical care areas of the hospital. This offering competition includes Medtronic plc: Covidien Ltd: Kendall and 3M Company.

### ***Surgical Visualization***

Our surgical visualization product line offers imaging systems for use in minimally invasive orthopedic and general surgery procedures including 2DHD and 3DHD vision technologies. Competition includes Smith & Nephew, plc; Arthrex, Inc.; Stryker Corporation; Olympus, Inc. and Karl Storz GmbH.

### **International**

Maintaining and expanding our international presence is an important component of our long-term growth plan. Our products are sold in over 100 foreign countries. International sales efforts are coordinated through local country dealers or through direct in-country sales. We distribute our products through sales subsidiaries and branches with offices located in Australia, Austria, Belgium, Canada, China, Denmark, Finland, France, Germany, Italy, Korea, the Netherlands, Poland, Spain, Sweden and the United Kingdom. In these countries, our sales are denominated in the local currency and amounted to approximately 36% of our total net sales in 2014. In the remaining countries where our products are sold through independent distributors, sales are denominated in United States dollars.

### **Competition**

We compete in orthopedic and general surgery medical device markets across the world. Our competitors range from large manufacturers with multiple business units to smaller manufacturers with limited product offerings. We believe we have appropriate product offerings and adequate market share to compete effectively in these markets. The global markets are constantly changing due to technological advances. We closely align our research and development with our key business objectives, namely developing and improving products and processes, applying innovative technology to the manufacture of products for new global markets and reducing the cost of producing core products.

The breadth of our product lines in our key product areas enables us to meet a wide range of customer requirements and preferences. This has enhanced our ability to market our products to surgeons, hospitals, surgery centers, group purchasing organizations ("GPOs"), integrated delivery networks ("IDNs") and other customers, particularly as institutions seek to reduce costs and minimize the number of suppliers.

### **Marketing**

A significant portion of our products are distributed domestically directly to more than 6,000 hospitals and other healthcare institutions as well as through medical specialty distributors and surgeons. We are not dependent on any single customer and no single customer accounted for more than 10% of our net sales in 2014, 2013 and 2012.

A significant portion of our U.S. sales are to customers affiliated with GPOs, IDNs and other large national or regional accounts, as well as to the Veterans Administration and other hospitals operated by the Federal government. For hospital inventory management purposes, some of our customers prefer to purchase our products through independent third-party medical product distributors.

Our employee sales representatives are specially trained in our various product offerings. Each employee sales representative is assigned a defined geographic area and compensated on a commission basis or through a combination of salary and commission. The sales force is supervised and supported by either area directors or district managers. In certain geographies, sales agent groups are used in the United States to sell our orthopedic products. These sales agent groups are paid a commission



for sales made to customers while home office sales and marketing management provide the overall direction for sales of our products. Our sales professionals provide surgeons and medical personnel with information relating to the technical features and benefits of our products.

Our health systems organization is responsible for interacting with large regional and national accounts (e.g. GPOs, IDNs, etc.). We have contracts with many such organizations and believe that the loss of any individual group purchasing contract will not materially impact our business. In addition, all of our sales professionals are required to work closely with distributors where applicable and maintain close relationships with end-users.

We sell to a diversified base of customers around the world and, therefore, believe there is no material concentration of credit risk.

## **Manufacturing**

Raw material costs constitute a substantial portion of our cost of production. Substantially all of our raw materials and select components used in the manufacturing process are procured from external suppliers. We work closely with multiple suppliers to ensure continuity of supply while maintaining high quality and reliability. As a consequence of best supply chain practices, new product development and acquisitions, we often form strategic partnerships with key suppliers. As a consequence of these supplier partnerships, components and raw materials may be sole sourced. Due to the strength of these suppliers and the variety of products we provide, we do not believe the risk of supplier interruption poses an overall material adverse effect on our financial and operational performance. We schedule production and maintain adequate levels of safety stock based on a number of factors, including experience, knowledge of customer ordering patterns, demand, manufacturing lead times and optimal quantities required to maintain the highest possible service levels. Customer orders are generally processed for immediate shipment and backlog of firm orders is therefore not considered material to an understanding of our business.

## **Research and Development**

New and improved products play a critical role in our continued sales growth. Internal research and development efforts focus on the development of new products and product technological and design improvements aimed at complementing and expanding existing product lines. We continually seek to leverage new technologies which improve the durability, performance and usability of existing products. In addition, we maintain close working relationships with surgeons, inventors and operating room personnel who often make new product and technology disclosures, principally in procedure-specific areas. For clinical and commercially promising disclosures, we seek to obtain rights to these ideas through negotiated agreements. Such agreements typically compensate the originator through payments based upon a percentage of licensed product net sales. Annual royalty expense approximated \$2.2 million, \$2.3 million and \$2.5 million in 2014, 2013 and 2012, respectively.

Amounts expended for Company research and development were approximately \$27.8 million, \$25.8 million and \$28.2 million during 2014, 2013 and 2012, respectively.

## **Intellectual Property**

Patents and other proprietary rights, in general, are important to our business. We have rights to intellectual property, including United States patents and foreign equivalent patents which cover a wide range of our products. We own a majority of these patents and have exclusive and non-exclusive licensing rights to the remainder. In addition, certain of these patents have currently been licensed to third parties on a non-exclusive basis. We believe that the development of new products and technological and design improvements to existing products will continue to be of primary importance in maintaining our competitive position.

## **Government Regulation and Quality Systems**

The development, manufacture, sale and distribution of our products are subject to regulation by numerous agencies and legislative bodies, including the U.S. Food and Drug Administration ("FDA") and comparable foreign counterparts. In the United States, these regulations were enacted under the Medical Device Amendments of 1976 to the Federal Food, Drug and Cosmetic Act and its subsequent amendments, and the regulations issued or proposed thereunder.

The FDA's Quality System Regulations set forth requirements for our product design and manufacturing processes, require the maintenance of certain records, provide for on-site inspection of our facilities and continuing review by the FDA. Many of our products are also subject to industry-defined standards. Authorization to commercially market our products in the U.S. is granted by the FDA under a procedure referred to as a 510(k) pre-market notification. This process requires us to notify the FDA

of the new product and obtain FDA clearance before marketing the device. We believe that our products and processes presently meet applicable standards in all material respects.

Medical device regulations continue to evolve world-wide. Products marketed in the European Union and other countries require preparation of technical files and design dossiers which demonstrate compliance with applicable international regulations. As government regulations continue to change, there is a risk that the distribution of some of our products may be interrupted or discontinued if they do not meet the country specific requirements.

We market our products in numerous foreign countries and therefore are subject to regulations affecting, among other things, product standards, sterilization, packaging requirements, labeling requirements, import laws and onsite inspection by independent bodies with the authority to issue or not issue certifications we may require to be able to sell products in certain countries. Many of the regulations applicable to our devices and products in these countries are similar to those of the FDA. The member countries of the European Union have adopted the European Medical Device Directives, which create a single set of medical device regulations for all member countries. These regulations require companies that wish to manufacture and distribute medical devices in the European Union to maintain quality system certifications through European Union recognized Notified Bodies. These Notified Bodies authorize the use of the CE Mark allowing free movement of our products throughout the member countries. Requirements pertaining to our products vary widely from country to country, ranging from simple product registrations to detailed submissions such as those required by the FDA. We believe that our products and quality procedures currently meet applicable standards for the countries in which they are marketed.

As noted above, our facilities are subject to periodic inspection by the FDA for, among other things, conformance to Quality System Regulation and Current Good Manufacturing Practice (“CGMP”) requirements. Following an inspection, the FDA typically provides its observations, if any, in the form of a Form 483 (Notice of Inspectional Observations) with specific observations concerning potential violation of regulations. Although we respond to all Form 483 observations and correct deficiencies expeditiously, there can be no assurance that the FDA will not take further action including issuing a warning letter, seizing product and imposing fines. During the third quarter of 2013, the FDA inspected our Centennial, CO manufacturing facility and issued a Form 483 with observations on September 20, 2013. We subsequently submitted responses to the Observations, and the FDA issued a Warning Letter on January 30, 2014 relating to the inspection and the responses to the Form 483 Observations. Accordingly, we undertook corrective actions. During the fourth quarter of 2014, the FDA again inspected our Centennial, CO manufacturing facility and, on November 18, 2014, issued a Form 483 with eight observations, three of which the FDA characterized as repeat observations. On December 10, 2014, we responded to the Form 483 Observations. We believe our responses were complete, although the FDA has not yet provided any response or feedback in this regard. The remediation costs to date have not been material, although there can be no assurance that responding to the Form 483 or a future inspection by the FDA will not result in an additional Form 483 or warning letter, or other regulatory actions, which may include consent decrees or fines.

## **Employees**

As of December 31, 2014, we had approximately 3,500 full-time employees, including approximately 2,300 in operations, 140 in research and development and the remaining in sales, marketing and related administrative support. We believe that we have good relations with our employees and have never experienced a strike or similar work stoppage. None of our domestic employees are represented by a labor union.

## **Item 1A. Risk Factors**

An investment in our securities, including our common stock, involves a high degree of risk. Investors should carefully consider the specific factors set forth below as well as the other information included or incorporated by reference in this Form 10-K. See “Forward Looking Statements”.

### ***Our financial performance is dependent on conditions in the healthcare industry and the broader economy.***

The results of our business are directly tied to the economic conditions in the healthcare industry and the broader economy as a whole. We will continue to monitor and manage the impact of the overall economic environment on the Company. Approximately 20% of our revenues are derived from the sale of capital products. The sales of such products are negatively impacted if hospitals and other healthcare providers are unable to secure the financing necessary to purchase these products or otherwise defer purchases.

### ***Our significant international operations subject us to foreign currency fluctuations and other risks associated with operating in foreign countries.***

A significant portion of our revenues are derived from foreign sales. Approximately 51% of our total 2014 consolidated net sales were to customers outside the United States. We have sales subsidiaries in a significant number of countries in Europe as well as Australia, Canada, China and Korea. In those countries in which we have a direct presence, our sales are denominated in the local currency and those sales denominated in local currency amounted to approximately 36% of our total net sales in 2014. The remaining 15% of sales to customers outside the United States was on an export basis and transacted in United States dollars.

Because a significant portion of our operations consist of sales activities in foreign jurisdictions, our financial results may be affected by factors such as changes in foreign currency exchange rates or weak economic conditions in the markets in which we distribute products. While we have implemented a hedging strategy involving foreign currency forward contracts for 2015, our revenues and earnings are only partially protected from foreign currency translation if the United States dollar strengthens as compared with currencies such as the Euro. Further, as of the date of this Form 10-K, we have not entered into any foreign currency forward contracts beyond 2015. Our international presence exposes us to certain other inherent risks, including:

- imposition of limitations on conversions of foreign currencies into dollars or remittance of dividends and other payments by international subsidiaries;
- imposition or increase of withholding and other taxes on remittances and other payments by international subsidiaries;
- trade barriers;
- political risks, including political instability;
- reliance on third parties to distribute our products;
- hyperinflation in certain foreign countries; and
- imposition or increase of investment and other restrictions by foreign governments.

We cannot assure you that such risks will not have a material adverse effect on our business and results of operations.

***Our financial performance is subject to the risks inherent in our acquisition strategy, including the effects of increased borrowing and integration of newly acquired businesses or product lines.***

A key element of our business strategy has been to expand through acquisitions and we may seek to pursue additional acquisitions in the future. Our success is dependent in part upon our ability to integrate acquired companies or product lines into our existing operations. We may not have sufficient management and other resources to accomplish the integration of our past and future acquisitions and implementing our acquisition strategy may strain our relationship with customers, suppliers, distributors, personnel or others. There can be no assurance that we will be able to identify and make acquisitions on acceptable terms or that we will be able to obtain financing for such acquisitions on acceptable terms. In addition, while we are generally entitled to customary indemnification from sellers of businesses for any difficulties that may have arisen prior to our acquisition of each business, acquisitions may involve exposure to unknown liabilities and the amount and time for claiming under these indemnification provisions is often limited. As a result, our financial performance is now, and will continue to be, subject to various risks associated with the acquisition of businesses, including the financial effects associated with any increased borrowing required to fund such acquisitions or with the integration of such businesses.

***Our financial performance may be adversely impacted by healthcare reform legislation.***

The Patient Protection and Affordable Care Act was enacted into law in the U.S. in March 2010. Effective January 1, 2013, as part of this legislation, a 2.3% excise tax has been imposed upon sales within the U.S. of certain medical device products. Other provisions of this legislation, including Medicare provisions aimed at improving quality and decreasing costs, comparative effectiveness research, an independent payment advisory board and pilot programs to evaluate alternative payment methodologies, could meaningfully change the way health care is developed and delivered and may adversely affect our business and results of operations. Further, we cannot predict what healthcare programs and regulations will be ultimately implemented at the federal or state level, or the effect of any future legislation or regulation in the U.S. or internationally. However, any changes that lower reimbursements to hospitals for surgical procedures or reduce medical procedure volumes could adversely affect our results of operations and cash flows.

***Failure to comply with regulatory requirements may result in recalls, fines or materially adverse implications.***

Substantially all of our products are classified as class II medical devices subject to regulation by numerous agencies and legislative bodies, including the FDA and comparable foreign counterparts. As a manufacturer of medical devices, our manufacturing processes and facilities are subject to on-site inspection and continuing review by the FDA for compliance with the Quality System Regulations. We received a warning letter from the FDA related to our Centennial, CO facility on January 30, 2014. Accordingly, we undertook corrective actions. During the fourth quarter of 2014, the FDA again inspected our Centennial, CO manufacturing facility and, on November 18, 2014, issued a Form 483 with eight observations, three of which the FDA characterized as repeat

observations. On December 10, 2014, we responded to the Form 483 Observations. We believe our responses were complete, although the FDA has not yet provided any response or feedback in this regard. The remediation costs to date have not been material, although there can be no assurance that responding to the Form 483 observations or a future inspection by the FDA will not result in an additional Form 483 or warning letter, or other regulatory actions, which may include consent decrees or fines. Manufacturing and sales of our products outside the United States are also subject to foreign regulatory requirements which vary from country to country. Moreover, we are generally required to obtain regulatory clearance or approval prior to marketing a new product. The time required to obtain approvals from foreign countries may be longer or shorter than that required for FDA clearance, and requirements for foreign approvals may differ from FDA requirements. Failure to comply with applicable domestic and/or foreign regulatory requirements may result in:

- fines or other enforcement actions;
- recall or seizure of products;
- total or partial suspension of production;
- loss of certification;
- withdrawal of existing product approvals or clearances;
- refusal to approve or clear new applications or notices;
- increased quality control costs; or
- criminal prosecution.

***Failure to comply with Quality System Regulations and applicable foreign regulations could result in a material adverse effect on our business, financial condition or results of operations.***

If we are not able to manufacture products in compliance with regulatory standards, we may decide to cease manufacturing of those products and may be subject to product recall.

In addition to the Quality System Regulations, many of our products are also subject to industry-defined standards. We may not be able to comply with these regulations and standards due to deficiencies in component parts or our manufacturing processes. If we are not able to comply with the Quality System Regulations or industry-defined standards, we may not be able to fill customer orders and we may decide to cease production of non-compliant products. Failure to produce products could affect our profit margins and could lead to loss of customers.

Our products are subject to product recall and we have made product recalls in the past. Although no recall has had a material adverse effect on our business or financial condition, we cannot assure you that regulatory issues will not have a material adverse effect on our business, financial condition or results of operations in the future or that product recalls will not harm our reputation and our customer relationships.

***The highly competitive market for our products may create adverse pricing pressures.***

The market for our products is highly competitive and our customers have numerous alternatives of supply. Many of our competitors offer a range of products in areas other than those in which we compete, which may make such competitors more attractive to surgeons, hospitals, group purchasing organizations and others. In addition, many of our competitors are large, technically competent firms with substantial assets. Competitive pricing pressures or the introduction of new products by our competitors could have an adverse effect on our revenues. See “Products” for a further discussion of these competitive forces.

Factors which may influence our customers’ choice of competitor products include:

- changes in surgeon preferences;
- increases or decreases in healthcare spending related to medical devices;
- our inability to supply products to them as a result of product recall, market withdrawal or back-order;
- the introduction by competitors of new products or new features to existing products;
- the introduction by competitors of alternative surgical technology; and
- advances in surgical procedures, discoveries or developments in the healthcare industry.

***We use a variety of raw materials in our businesses, and significant shortages or price increases could increase our operating costs and adversely impact the competitive positions of our products.***

Our reliance on certain suppliers and commodity markets to secure raw materials used in our products exposes us to volatility in the prices and availability of raw materials. In some instances, we participate in commodity markets that may be subject to allocations by suppliers. A disruption in deliveries from our suppliers, price increases or decreased availability of raw materials

or commodities could have an adverse effect on our ability to meet our commitments to customers or increase our operating costs. We believe that our supply management practices are based on an appropriate balancing of the foreseeable risks and the costs of alternative practices. Nonetheless, price increases or the unavailability of some raw materials may have an adverse effect on our results of operations or financial condition.

***Cost reduction efforts in the healthcare industry could put pressures on our prices and margins.***

In recent years, the healthcare industry has undergone significant change driven by various efforts to reduce costs. Such efforts include national healthcare reform, trends towards managed care, cuts in Medicare, consolidation of healthcare distribution companies and collective purchasing arrangements by GPOs and IDNs. Demand and prices for our products may be adversely affected by such trends.

***We may not be able to keep pace with technological change or to successfully develop new products with wide market acceptance, which could cause us to lose business to competitors.***

The market for our products is characterized by rapidly changing technology. Our future financial performance will depend in part on our ability to develop and manufacture new products on a cost-effective basis, to introduce them to the market on a timely basis and to have them accepted by surgeons.

We may not be able to keep pace with technology or to develop viable new products. Factors which may result in delays of new product introductions or cancellation of our plans to manufacture and market new products include:

- capital constraints;
- research and development delays;
- delays in securing regulatory approvals; and
- changes in the competitive landscape, including the emergence of alternative products or solutions which reduce or eliminate the markets for pending products.

***Our new products may fail to achieve expected levels of market acceptance.***

New product introductions may fail to achieve market acceptance. The degree of market acceptance for any of our products will depend upon a number of factors, including:

- our ability to develop and introduce new products and product enhancements in the time frames we currently estimate;
- our ability to successfully implement new technologies;
- the market's readiness to accept new products;
- having adequate financial and technological resources for future product development and promotion;
- the efficacy of our products; and
- the prices of our products compared to the prices of our competitors' products.

If our new products do not achieve market acceptance, we may be unable to recover our investments and may lose business to competitors.

In addition, some of the companies with which we now compete, or may compete in the future, have or may have more extensive research, marketing and manufacturing capabilities and significantly greater technical and personnel resources than we do, and may be better positioned to continue to improve their technology in order to compete in an evolving industry. See "Products" for a further discussion of these competitive forces.

***Our senior credit agreement contains covenants which may limit our flexibility or prevent us from taking actions.***

Our senior credit agreement contains, and future credit facilities are expected to contain, certain restrictive covenants which will affect, and in many respects significantly limit or prohibit, among other things, our ability to:

- incur indebtedness;
- make investments;
- engage in transactions with affiliates;
- pay dividends or make other distributions on, or redeem or repurchase, capital stock;
- sell assets; and
- pursue acquisitions.



These covenants, unless waived, may prevent us from pursuing acquisitions, significantly limit our operating and financial flexibility and limit our ability to respond to changes in our business or competitive activities. Our ability to comply with such provisions may be affected by events beyond our control. In the event of any default under our credit agreement, the credit agreement lenders may elect to declare all amounts borrowed under our credit agreement, together with accrued interest, to be due and payable. If we were unable to repay such borrowings, the credit agreement lenders could proceed against collateral securing the credit agreement which consists of substantially all of our property and assets. Our credit agreement also contains a material adverse effect clause which may limit our ability to access additional funding under our credit agreement should a material adverse change in our business occur.

***Our leverage and debt service requirements may require us to adopt alternative business strategies.***

As of December 31, 2014, we had \$241.4 million of debt outstanding, representing 23% of total capitalization. See “Management’s Discussion and Analysis of Financial Condition and Results of Operations—Liquidity and Capital Resources”.

The degree to which we are leveraged could have important consequences to investors, including but not limited to the following:

- a portion of our cash flow from operations must be dedicated to debt service and will not be available for operations, capital expenditures, acquisitions, dividends and other purposes;
- our ability to obtain additional financing in the future for working capital, capital expenditures, acquisitions or general corporate purposes may be limited or impaired or may be at higher interest rates;
- we may be at a competitive disadvantage when compared to competitors that are less leveraged;
- we may be hindered in our ability to adjust rapidly to market conditions;
- our degree of leverage could make us more vulnerable in the event of a downturn in general economic conditions or other adverse circumstances applicable to us; and
- our interest expense could increase if interest rates in general increase because a portion of our borrowings, including our borrowings under our credit agreement, are and will continue to be at variable rates of interest.

***We may not be able to generate sufficient cash to service our indebtedness, which could require us to reduce our expenditures, sell assets, restructure our indebtedness or seek additional equity capital.***

Our ability to satisfy our obligations will depend upon our future operating performance, which will be affected by prevailing economic conditions and financial, business and other factors, many of which are beyond our control. We may not have sufficient cash flow available to enable us to meet our obligations. If we are unable to service our indebtedness, we will be forced to adopt an alternative strategy that may include actions such as foregoing acquisitions, reducing or delaying capital expenditures, selling assets, restructuring or refinancing our indebtedness or seeking additional equity capital. We cannot assure you that any of these strategies could be implemented on terms acceptable to us, if at all. See “Management’s Discussion and Analysis of Financial Condition and Results of Operations – Liquidity and Capital Resources” for a discussion of our indebtedness and its implications.

***We rely on a third party to obtain, process and distribute sports medicine allograft tissue. If such tissue cannot be obtained, is not accepted by the market or is not accepted under numerous government regulations, our results of operations could be negatively impacted.***

As described in Note 4 to the Consolidated Financial Statements, on January 3, 2012, we entered into an agreement with Musculoskeletal Transplant Foundation (“MTF”) to obtain MTF’s worldwide promotional, marketing and distribution rights with respect to allograft tissues within the field of sports medicine. The supply of human tissue is dependent on donors and MTF has numerous relationships with donor groups. Likewise, the supply of tissues available for use as allografts depends on the continued successful processing of donated tissues by MTF at its processing facilities. We cannot be certain, however, that the supply of human tissue will continue to be available at current levels or will be of sufficiently high standards to meet the high processing standards maintained for such tissues by MTF, or in volumes sufficient to meet our customers’ needs or that MTF will be able to continue to process tissues to its high standards in volumes sufficient to keep pace with demand. We expect that the Company’s share of revenue streams related to MTF’s sports medicine allograft product line would decline in proportion to any decline or disruption in the supply of processed tissues.

The FDA and several states have statutory authority to regulate allograft processing and allograft-based materials. The FDA could identify deficiencies in future inspections of MTF or MTF’s suppliers or promulgate future regulatory rulings that could disrupt our business, reducing profitability.

***Our recent management and organizational changes could adversely affect our business.***



During 2014, Eugene Corasanti, formerly our Chairman, Joseph Corasanti, formerly our President & Chief Executive Officer, William Abraham, formerly our Executive Vice President - Business Development, and Joseph Darling, formerly our Executive Vice President, Commercial Operations, left the Company, and Robert Shallish, our Chief Financial Officer, announced his retirement from the Company effective March 31, 2015. Our current senior management team, including Curt Hartman, our President & Chief Executive Officer, Luke Pomilio, who will be our Chief Financial Officer effective April 1, 2015, and Pat Beyer, our new President International, have significant industry experience, and they have implemented organizational changes within our company. The experience of our senior executives is a valuable asset to us and, although we believe that our current senior management team has the combination of company and industry experience to be successful, our recent management changes could adversely affect our business, including through any disruption that may be associated with the recent organizational changes.

***If the Company or our business partners are unable to adequately protect our information assets from cyber-based attacks or other security incidents, our operations could be disrupted.***

We are increasingly dependent on information technology, including the internet, for the storage, processing, and transmission of our electronic, business-related, information assets. We leverage our internal information technology infrastructures, and those of our business partners, to enable, sustain, and support our global business interests. In the event that the Company or our business partners are unable to prevent, detect, and remediate cyber-based attacks or other security incidents in a timely manner, our operations could be disrupted or we may incur financial or reputational losses arising from the theft, alteration, misuse, unauthorized disclosure, or destruction of our information assets.

***If we infringe third parties' patents, or if we lose our patents or they are held to be invalid, we could become subject to liability and our competitive position could be harmed.***

Much of the technology used in the markets in which we compete is covered by patents. We have numerous U.S. patents and corresponding foreign patents on products expiring at various dates from 2015 through 2035 and have additional patent applications pending. See "Research and Development" and "Intellectual Property" for a further description of our patents. The loss of our patents could reduce the value of the related products and any related competitive advantage. Competitors may also be able to design around our patents and to compete effectively with our products. In addition, the cost of enforcing our patents against third parties and defending our products against patent infringement actions by others could be substantial. We cannot assure you that:

- pending patent applications will result in issued patents;
- patents issued to or licensed by us will not be challenged by competitors;
- our patents will be found to be valid or sufficiently broad to protect our technology or provide us with a competitive advantage; or
- we will be successful in defending against pending or future patent infringement claims asserted against our products.

***Ordering patterns of our customers may change resulting in reductions in sales.***

Our hospital and surgery center customers purchase our products in quantities sufficient to meet their anticipated demand. Likewise, our healthcare distributor customers purchase our products for ultimate resale to healthcare providers in quantities sufficient to meet the anticipated requirements of the distributors' customers. Should inventories of our products owned by our hospital, surgery center and distributor customers grow to levels higher than their requirements, our customers may reduce the ordering of products from us. This could result in reduced sales during a financial accounting period.

***We can be sued for producing defective products and our insurance coverage may be insufficient to cover the nature and amount of any product liability claims.***

The nature of our products as medical devices and today's litigious environment should be regarded as potential risks which could significantly and adversely affect our financial condition and results of operations. The insurance we maintain to protect against claims associated with the use of our products has deductibles and may not adequately cover the amount or nature of any claim asserted against us. We are also exposed to the risk that our insurers may become insolvent or that premiums may increase substantially. See "Legal Proceedings" for a further discussion of the risk of product liability actions and our insurance coverage.

***Damage to our physical properties as a result of windstorm, earthquake, fire or other natural or man-made disaster may cause a financial loss and a loss of customers.***

Although we maintain insurance coverage for physical damage to our property and the resultant losses that could occur during a business interruption, we are required to pay deductibles and our insurance coverage is limited to certain caps. For example, our

deductible for windstorm damage to our Florida property amounts to 2% of any loss.

Further, while insurance reimburses us for our lost gross earnings during a business interruption, if we are unable to supply our customers with our products for an extended period of time, there can be no assurance that we will regain the customers' business once the product supply is returned to normal.

### Item 1B. Unresolved Staff Comments

None.

### Item 2. Properties

#### Facilities

The following table sets forth certain information with respect to our principal operating facilities. We believe that our facilities are generally well maintained, are suitable to support our business and adequate for present and anticipated needs.

Location	Square Feet	Own or Lease	Lease Expiration
Utica, NY	500,000	Own	—
Largo, FL	278,000	Own	—
Centennial, CO	87,500	Own	—
Chihuahua, Mexico	207,720	Lease	September 2019
Lithia Springs, GA	188,400	Lease	December 2019
Brussels, Belgium	45,531	Lease	June 2015
Mississauga, Canada	22,378	Lease	December 2016
Westborough, MA	18,210	Lease	September 2015
Frenchs Forest, Australia	16,909	Lease	July 2020
Seoul, Korea	15,554	Lease	January 2017
Anaheim, CA	14,037	Lease	September 2015
Frankfurt, Germany	13,606	Lease	March 2023
Milan, Italy	13,024	Lease	March 2017
Beijing, China	10,255	Lease	June 2016
Westborough, MA	10,230	Lease	April 2016
Swindon, Wiltshire, UK	8,562	Lease	December 2015
Askim, Sweden	8,353	Lease	May 2016
Barcelona, Spain	8,073	Lease	December 2018
Rungis Cedex, France	7,406	Lease	December 2016
Montreal, Canada	7,232	Lease	March 2016
Copenhagen, Denmark	5,899	Lease	March 2017
Shepshed, Leicestershire, UK	5,770	Lease	October 2015
New York, NY	3,473	Lease	September 2022
Warsaw, Poland	3,222	Lease	February 2018
Espoo, Finland	3,078	Lease	Open Ended
San Mateo, CA	3,068	Lease	December 2015
Shanghai, China	2,269	Lease	February 2018
Innsbruck, Austria	1,820	Lease	June 2020

### Item 3. Legal Proceedings

We are involved in various proceedings, legal actions and claims arising in the normal course of business, including proceedings related to product, labor and intellectual property and other matters that are more fully described in Note 10 to the Consolidated Financial Statements. We are not a party to any pending legal proceedings other than ordinary routine litigation incidental to our business.

### Item 4. Mine Safety Disclosures

Not applicable.

## PART II

### Item 5. Market for the Registrant’s Common Equity, Related Stockholder Matters and Issuer Purchases of Equity Securities

Our common stock, par value \$.01 per share, is traded on the NASDAQ Stock Market under the symbol “CNMD”. At January 30, 2015, there were 684 registered holders of our common stock and approximately 5,473 accounts held in “street name”.

The following table sets forth quarterly high and low closing sales prices for the years ended December 31, 2014 and 2013, as reported by the NASDAQ Stock Market.

Period	2014	
	High	Low
First Quarter	\$ 48.54	\$ 41.33
Second Quarter	49.65	42.23
Third Quarter	45.46	36.53
Fourth Quarter	45.33	37.31

Period	2013	
	High	Low
First Quarter	\$ 34.29	\$ 28.03
Second Quarter	34.04	30.42
Third Quarter	33.96	31.07
Fourth Quarter	42.50	33.25

Our Board of Directors has authorized a share repurchase program; see Note 7 to the Consolidated Financial Statements.

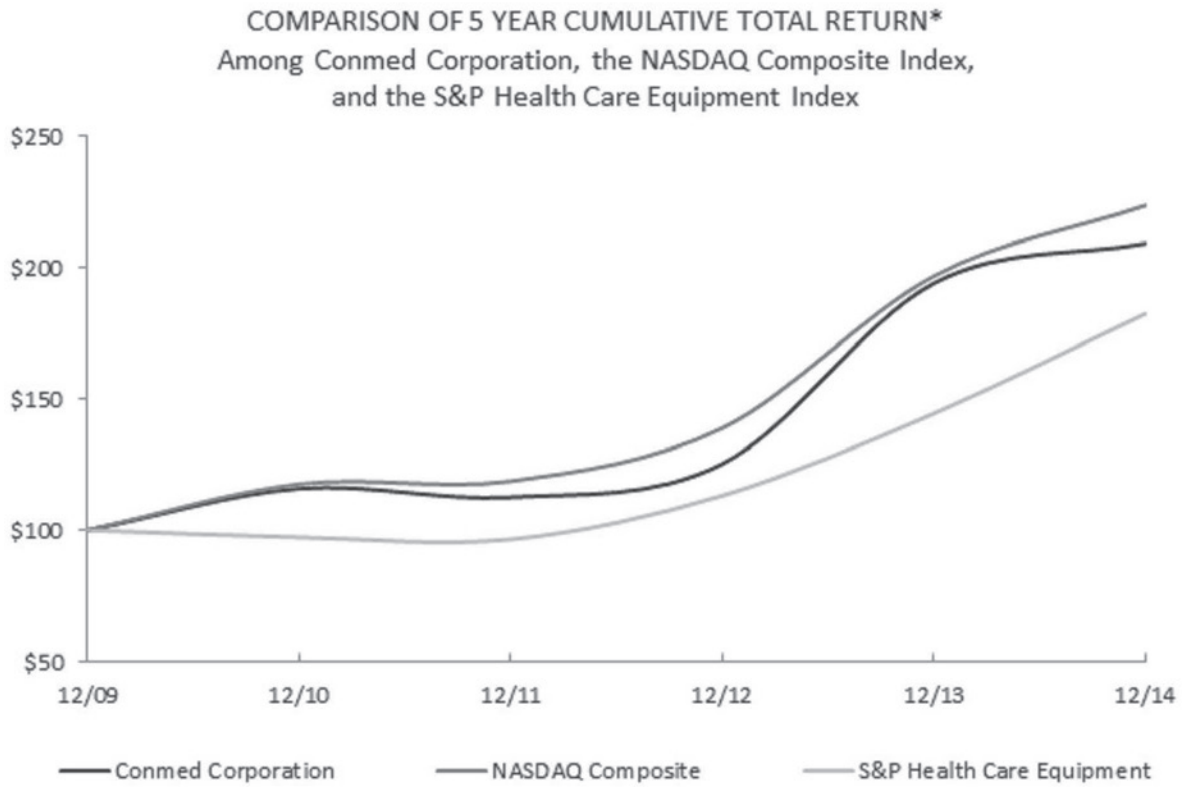
On February 29, 2012, the Board of Directors adopted a cash dividend policy and declared an initial quarterly dividend of \$0.15 per share. On October 28, 2013, the Board of Directors increased the quarterly dividend to \$0.20 per share. The fourth quarter dividend for 2014 was paid on January 5, 2015 to shareholders of record as of December 15, 2014. The total dividend payable at December 31, 2014 was \$5.5 million and is included in other current liabilities in the consolidated balance sheet. Future decisions as to the payment of dividends will be at the discretion of the Board of Directors, subject to conditions then existing, including our financial requirements and condition and the limitation and payment of cash dividends contained in debt agreements.

Information relating to compensation plans under which equity securities of CONMED Corporation are authorized for issuance is set forth below:

Equity Compensation Plan Information			
Plan category	Number of securities to be issued upon exercise of outstanding options, warrants and rights (a)	Weighted-average exercise price of outstanding options, warrants and rights (b)	Number of securities remaining available for future issuance under equity compensation plans (excluding securities reflected in column (a)) (c)
Equity compensation plans approved by security holders	775,094	\$28.85	1,000,498
Equity compensation plans not approved by security holders	—	—	—
Total	775,094	\$28.85	1,000,498

## Performance Graph

The performance graph below compares the yearly percentage change in the Company's Common Stock with the cumulative total return of the NASDAQ Composite Index and the cumulative total return of the Standard & Poor's Health Care Equipment Index. In each case, the cumulative total return assumes reinvestment of dividends into the same class of equity securities at the frequency with which dividends are paid on such securities during the applicable fiscal year.



\*\$100 invested on 12/31/09 in stock or index, including reinvestment of dividends.  
Fiscal year ending December 31.

Copyright© 2015 S&P, a division of The McGraw-Hill Companies Inc. All rights reserved.

## Item 6. Selected Financial Data

The following table sets forth selected historical financial data for the years ended December 31, 2014, 2013, 2012, 2011 and 2010. The financial data set forth below should be read in conjunction with the information under “Management’s Discussion and Analysis of Financial Condition and Results of Operations” included in Item 7 of this Form 10-K and the Financial Statements of the Company and the notes thereto.

### FIVE YEAR SUMMARY OF SELECTED FINANCIAL DATA

	Years Ended December 31,				
	2014	2013	2012	2011	2010
	(In thousands, except per share data)				
<b>Statements of Operations Data (1):</b>					
Net sales	\$ 740,055	\$ 762,704	\$ 767,140	\$ 725,077	\$ 713,723
Cost of sales (2)	335,998	350,287	361,297	350,143	348,339
Gross profit	404,057	412,417	405,843	374,934	365,384
Selling and administrative expense	293,942	310,730	302,469	276,615	276,463
Research and development expense	27,779	25,831	28,214	28,651	29,652
Impairment of goodwill (3)	—	—	—	60,302	—
Medical device excise tax	5,588	5,949	—	—	—
Other expense (4)	23,962	13,399	9,950	1,092	2,176
Income from operations	52,786	56,508	65,210	8,274	57,093
Loss on early extinguishment of debt (5)	—	263	—	—	79
Amortization of debt discount	—	—	—	3,903	4,244
Interest expense	6,111	5,613	5,730	6,676	7,113
Income (loss) before income taxes	46,675	50,632	59,480	(2,305)	45,657
Provision (benefit) for income taxes	14,483	14,693	18,999	(3,057)	15,311
Net income	\$ 32,192	\$ 35,939	\$ 40,481	\$ 752	\$ 30,346
<b>Per Share Data:</b>					
Basic earnings per share	\$ 1.17	\$ 1.30	\$ 1.43	\$ 0.03	\$ 1.06
Diluted earnings per share	\$ 1.16	\$ 1.28	\$ 1.41	\$ 0.03	\$ 1.05
Dividends per share of common stock	\$ 0.80	\$ 0.65	\$ 0.60	\$ —	\$ —
<b>Weighted Average Number of Common Shares In Calculating:</b>					
Basic earnings per share	27,401	27,722	28,301	28,246	28,715
Diluted earnings per share	27,769	28,114	28,653	28,633	28,911
<b>Other Financial Data:</b>					
Depreciation and amortization	\$ 45,734	\$ 47,867	\$ 46,616	\$ 42,687	\$ 41,807
Capital expenditures	15,411	18,445	21,532	17,552	14,732
<b>Balance Sheet Data (at period end):</b>					
Cash and cash equivalents	\$ 66,332	\$ 54,443	\$ 23,720	\$ 26,048	\$ 12,417
Total assets	1,098,194	1,090,508	1,078,849	935,594	985,773
Long-term obligations	400,940	372,924	346,637	231,339	219,344
Total shareholders’ equity	581,298	606,319	606,998	573,071	586,563

- (1) Results of operations of acquired businesses have been recorded in the financial statements since the date of acquisition. Refer to Note 16.
- (2) In 2014, 2013, 2012, 2011 and 2010, we incurred charges related to the restructuring of certain of our operations of \$5.6 million, \$6.5 million, \$7.1 million, \$3.5 million and \$2.4 million, respectively; in 2013 and 2010 we incurred charges of \$2.1 million and \$2.5 million, respectively, related to the termination of a product offering. See additional discussion in Note 15 to the Consolidated Financial Statements.
- (3) During 2011, we recorded a \$60.3 million charge for the impairment of goodwill related to the legacy CONMED Patient Care reporting unit.
- (4) Other expense includes the following:

	<u>2014</u>	<u>2013</u>	<u>2012</u>	<u>2011</u>	<u>2010</u>
Administrative consolidation costs	\$ 3,354	\$ 8,750	\$ 6,497	\$ 792	\$ 2,176
Costs associated with management restructuring	12,546	—	—	—	—
Costs associated with shareholder activism	3,966	—	—	—	—
Costs associated with purchase of a business	722	—	1,194	—	—
Costs associated with patent dispute and other matters	3,374	3,206	1,555	—	—
Pension settlement expense	—	1,443	—	—	—
Costs associated with purchase of a distributor	—	—	704	300	—
Other expense	<u>\$ 23,962</u>	<u>\$ 13,399</u>	<u>\$ 9,950</u>	<u>\$ 1,092</u>	<u>\$ 2,176</u>

See additional discussion in Note 11 to the Consolidated Financial Statements.

- (5) Includes in 2013 and 2010, a charge of \$0.3 million and \$0.1 million, respectively, related to a loss on the early extinguishment of debt. See additional discussion in Note 5 to the Consolidated Financial Statements.



## Item 7. Management’s Discussion and Analysis of Financial Condition and Results of Operations

*The following discussion should be read in conjunction with Selected Financial Data (Item 6), and our Consolidated Financial Statements and related notes contained elsewhere in this report.*

### Overview of CONMED Corporation

CONMED Corporation (“CONMED”, the “Company”, “we” or “us”) is a medical technology company with an emphasis on surgical devices and equipment for minimally invasive procedures and monitoring. The Company’s products are used by surgeons and physicians in a variety of specialties including orthopedics, general surgery, gynecology, neurosurgery and gastroenterology.

Our product lines consist of orthopedic surgery, general surgery and surgical visualization. Orthopedic surgery consists of sports medicine instrumentation and small bone, large bone and specialty powered surgical instruments and service fees related to the promotion and marketing of sports medicine allograft tissue. General surgery consists of a complete line of endo-mechanical instrumentation for minimally invasive laparoscopic and gastrointestinal procedures, a line of cardiac monitoring products as well as electrosurgical generators and related instruments. Surgical visualization consists of 2D and 3D video systems for use in minimally invasive orthopedic and general surgery. These product lines as a percentage of consolidated net sales are as follows:

	<u>2014</u>	<u>2013</u>	<u>2012</u>
Orthopedic surgery	54%	54%	54%
General surgery	38	37	37
Surgical visualization	8	9	9
Consolidated net sales	<u>100%</u>	<u>100%</u>	<u>100%</u>

A significant amount of our products are used in surgical procedures with approximately 80% of our revenues derived from the sale of disposable products. Our capital equipment offerings also facilitate the ongoing sale of related disposable products and accessories, thus providing us with a recurring revenue stream. We manufacture substantially all of our products in facilities located in the United States and Mexico. We market our products both domestically and internationally directly to customers and through distributors. International sales approximated 51%, 51% and 50% in 2014, 2013 and 2012, respectively.

### Business Environment

2014 brought with it a year of change for CONMED Corporation. We had many changes in senior management and the Board of Directors of the Company (the "Board"). On March 1, 2014, Jerome L. Lande and Curt R. Hartman joined the Board, Eugene R. Corasanti stepped down from his role as Chairman of the Board and Mark E. Tryniski assumed the role of Chairman of the Board. In July 2014, Joseph J. Corasanti ceased serving as the Chief Executive Officer & President and resigned as a director and Eugene R. Corasanti ceased serving as Vice Chairman and resigned as a director. At this time, Curt R. Hartman assumed the role of Interim Chief Executive Officer and subsequently in November 2014 became the President and Chief Executive Officer. Also, in July 2014, Charles M. Farkas joined the Board. In September 2014, Bruce F. Daniels and Stuart J. Schwartz retired from the Board of Directors and William W. Abraham retired from his position of Executive Vice President – Business Development. In addition, the Company eliminated the position of Executive Vice President - Commercial Operations as of December 31, 2014.

The changes in the Board and senior management have brought with it changes to the Company. There is a renewed focus on research and development initiatives including the fourth quarter 2014 launch of the IM 8000 surgical video system and forthcoming launches in our General Surgery product offering. We also expanded the number of independent sales agent groups selling our orthopedic products. We will look to expand our footprint through organic growth and acquisitions that fit into our business model.

We plan to continue to restructure both operations and administrative functions as necessary throughout the organization. We have successfully completed our restructuring plans over the past few years, however, we cannot be certain further activities, including the ongoing Centennial, CO manufacturing consolidation, will be completed in the estimated time period or that planned cost savings will be achieved.

Finally, our facilities are subject to periodic inspection by the United States Food and Drug Administration (“FDA”) and foreign regulatory agencies or notified bodies for, among other things, conformance to Quality System Regulation and Current

Good Manufacturing Practice (“CGMP”) requirements and foreign or international standards. During the third quarter of 2013, the FDA inspected our Centennial, CO manufacturing facility and issued a Form 483 with observations on September 20, 2013. We subsequently submitted responses to the Observations, and the FDA issued a Warning Letter on January 30, 2014 relating to the inspection and the responses to the Form 483 Observations. Accordingly, we undertook corrective actions. During the fourth quarter of 2014, the FDA again inspected our Centennial, CO manufacturing facility and, on November 18, 2014, issued a Form 483 with eight observations, three of which the FDA characterized as repeat observations. On December 10, 2014, we responded to the Form 483 Observations. We believe our responses were complete, although the FDA has not yet provided any response or feedback in this regard. The remediation costs to date have not been material, although there can be no assurance that responding to the Form 483 observations or a future inspection by the FDA will not result in an additional Form 483 or warning letter, or other regulatory actions, which may include consent decrees or fines.

### **Critical Accounting Policies**

Preparation of our financial statements requires us to make estimates and assumptions which affect the reported amounts of assets, liabilities, revenues and expenses. Note 1 to the Consolidated Financial Statements describes the significant accounting policies used in preparation of the Consolidated Financial Statements. The most significant areas involving management judgments and estimates are described below and are considered by management to be critical to understanding the financial condition and results of operations of CONMED Corporation.

### **Revenue Recognition**

Revenue is recognized when title has been transferred to the customer which is at the time of shipment. The following policies apply to our major categories of revenue transactions:

- Sales to customers are evidenced by firm purchase orders. Title and the risks and rewards of ownership are transferred to the customer when product is shipped under our stated shipping terms. Payment by the customer is due under fixed payment terms and collectability is reasonably assured.
- We place certain of our capital equipment with customers on a loaned basis in return for commitments to purchase related single-use products over time periods generally ranging from one to three years. In these circumstances, no revenue is recognized upon capital equipment shipment as the equipment is loaned and subject to return if certain minimum single-use purchases are not met. Revenue is recognized upon the sale and shipment of the related single-use products. The cost of the equipment is amortized over its estimated useful life.
- We recognize revenues related to the promotion and marketing of sports medicine allograft tissue in accordance with the contractual terms of our agreement with Musculoskeletal Transplant Foundation (“MTF”) on a net basis as our role is limited to that of an agent earning a commission or fee. MTF records revenue when the tissue is shipped to the customer. Our services are completed at this time and net revenues for the “Service Fee” for our promotional and marketing efforts are then recognized based on a percentage of the net amounts billed by MTF to its customers. The timing of revenue recognition is determined through review of the net billings made by MTF each month. Our net commission Service Fee is based on the contractual terms of our agreement and is currently 50%. This percentage can vary over the term of the agreement but is contractually determinable. Our Service Fee revenues are recorded net of amortization of the acquired assets, which are being expensed over the expected useful life of 25 years.
- Product returns are only accepted at the discretion of the Company and in accordance with our “Returned Goods Policy”. Historically the level of product returns has not been significant. We accrue for sales returns, rebates and allowances based upon an analysis of historical customer returns and credits, rebates, discounts and current market conditions.
- Our terms of sale to customers generally do not include any obligations to perform future services. Limited warranties are provided for capital equipment sales and provisions for warranty are provided at the time of product sale based upon an analysis of historical data.
- Amounts billed to customers related to shipping and handling have been included in net sales. Shipping and handling costs included in selling and administrative expense were \$13.6 million, \$12.6 million and \$12.8 million for 2014, 2013 and 2012, respectively.
- We sell to a diversified base of customers around the world and, therefore, believe there is no material concentration of credit risk.

- We assess the risk of loss on accounts receivable and adjust the allowance for doubtful accounts based on this risk assessment. Historically, losses on accounts receivable have not been material. Management believes that the allowance for doubtful accounts of \$1.2 million at December 31, 2014 is adequate to provide for probable losses resulting from accounts receivable.

## **Inventory Valuation**

We write-off excess and obsolete inventory resulting from the inability to sell our products at prices in excess of current carrying costs. The markets in which we operate are highly competitive, with new products and surgical procedures introduced on an on-going basis. Such marketplace changes may result in our products becoming obsolete. We make estimates regarding the future recoverability of the costs of our products and record a provision for excess and obsolete inventories based on historical experience and expected future trends. If actual product life cycles, product demand or acceptance of new product introductions are less favorable than projected by management, additional inventory write-downs may be required.

## **Goodwill and Intangible Assets**

We have a history of growth through acquisitions. Assets and liabilities of acquired businesses are recorded at their estimated fair values as of the date of acquisition. Goodwill represents costs in excess of fair values assigned to the underlying net assets of acquired businesses. Customer relationships, trademarks, tradenames, patents and other intangible assets primarily represent allocations of purchase price to identifiable intangible assets of acquired businesses. Promotional, marketing and distribution rights represent intangible assets created under our Sports Medicine Joint Development and Distribution Agreement (the "JDDA") with Musculoskeletal Transplant Foundation ("MTF"). We have accumulated goodwill of \$256.2 million and other intangible assets of \$316.4 million as of December 31, 2014.

In accordance with FASB guidance, goodwill and intangible assets deemed to have indefinite lives are not amortized, but are subject to at least annual impairment testing. It is our policy to perform our annual impairment testing in the fourth quarter. The identification and measurement of goodwill impairment involves the estimation of the fair value of our business. Estimates of fair value are based on the best information available as of the date of the assessment. During 2014, we completed our goodwill impairment testing with data as of October 1, 2014. We performed a Step 1 impairment test in accordance with ASC 350 utilizing the market capitalization approach to determine whether the fair value of a reporting unit is less than its carrying amount. Based upon our assessment, we believe the fair value continues to exceed carrying value.

Intangible assets with a finite life are amortized over the estimated useful life of the asset and are evaluated each reporting period to determine whether events and circumstances warrant a revision to the remaining period of amortization. Intangible assets subject to amortization are reviewed for impairment whenever events or changes in circumstances indicate that its carrying amount may not be recoverable. The carrying amount of an intangible asset subject to amortization is not recoverable if it exceeds the sum of the undiscounted cash flows expected to result from the use of the asset. An impairment loss is recognized by reducing the carrying amount of the intangible asset to its current fair value.

Customer relationship assets arose principally as a result of the 1997 acquisition of Linvatec Corporation. These assets represent the acquisition date fair value of existing customer relationships based on the after-tax income expected to be derived during their estimated remaining useful life. The useful lives of these customer relationships were not, and are not, limited by contract or any economic, regulatory or other known factors. The estimated useful life of the Linvatec customer relationship assets was determined as of the date of acquisition as a result of a study of the observed pattern of historical revenue attrition during the 5 years immediately preceding the acquisition of Linvatec Corporation. This observed attrition pattern was then applied to the existing customer relationships to derive the future expected useful life of the customer relationships. This analysis indicated an annual attrition rate of 2.6%. Assuming an exponential attrition pattern, this equated to an average remaining useful life of approximately 38 years for the Linvatec customer relationship assets. Customer relationship intangible assets arising as a result of other business acquisitions are being amortized over a weighted average life of 16 years. The weighted average life for customer relationship assets in aggregate is 33 years.

We evaluate the remaining useful life of our customer relationship intangible assets each reporting period in order to determine whether events and circumstances warrant a revision to the remaining period of amortization. In order to further evaluate the remaining useful life of our customer relationship intangible assets, we perform an analysis and assessment of actual customer attrition and activity as events and circumstances warrant. This assessment includes a comparison of customer activity since the acquisition date and review of customer attrition rates. In the event that our analysis of actual customer attrition rates indicates a level of attrition that is in excess of that which was originally contemplated, we would change the estimated useful life of the

related customer relationship asset with the remaining carrying amount amortized prospectively over the revised remaining useful life.

We test our customer relationship assets for recoverability whenever events or changes in circumstances indicate that the carrying amount may not be recoverable. Factors specific to our customer relationship assets which might lead to an impairment charge include a significant increase in the annual customer attrition rate or otherwise significant loss of customers, significant decreases in sales or current-period operating or cash flow losses or a projection or forecast of losses. We do not believe that there have been events or changes in circumstances which would indicate the carrying amount of our customer relationship assets might not be recoverable.

For all other indefinite lived intangible assets, we perform a qualitative impairment test in accordance with ASC 350. Based upon this assessment, we have determined that it is unlikely that our indefinite lived intangible assets are impaired.

See Note 4 to the Consolidated Financial Statements for further discussion of goodwill and other intangible assets.

### **Pension Plan**

We sponsor a defined benefit pension plan (the “pension plan”) that was frozen in 2009. It covered substantially all our United States based employees at the time it was frozen. Major assumptions used in accounting for the plan include the discount rate, expected return on plan assets, rate of increase in employee compensation levels and expected mortality. Assumptions are determined based on Company data and appropriate market indicators, and are evaluated annually as of the plan’s measurement date. A change in any of these assumptions would have an effect on net periodic pension costs reported in the consolidated financial statements.

The weighted-average discount rate used to measure pension liabilities and costs is set by reference to the Citigroup Pension Liability Index. However, this index gives only an indication of the appropriate discount rate because the cash flows of the bonds comprising the index do not match precisely the projected benefit payment stream of the plan. For this reason, we also consider the individual characteristics of the plan, such as projected cash flow patterns and payment durations, when setting the discount rate. The rates used in determining 2015 and 2014 pension expense were 3.81% and 4.75%, respectively.

We have used an expected rate of return on pension plan assets of 8.0% for purposes of determining the net periodic pension benefit cost. In determining the expected return on pension plan assets, we consider the relative weighting of plan assets, the historical performance of total plan assets and individual asset classes and economic and other indicators of future performance. In addition, we consult with financial and investment management professionals in developing appropriate targeted rates of return.

Pension expense in 2015 is expected to be \$1.2 million. Pension income was \$0.6 million in 2014. In addition, we do not expect to make any contributions to the pension plan for the 2015 plan year.

In performing a sensitivity analysis on our pension plan expense, we do not believe a 0.25% increase or decrease in discount rate or investment return would have a material impact on our pension expense.

See Note 9 to the Consolidated Financial Statements for further discussion.

### **Stock-based Compensation**

All share-based payments to employees, including grants of employee stock options, restricted stock units, performance share units and stock appreciation rights are recognized in the financial statements based at their fair values. Compensation expense is generally recognized using a straight-line method over the vesting period. Compensation expense for performance share units is recognized using the graded vesting method.

### **Income Taxes**

The recorded future tax benefit arising from deductible temporary differences and tax carryforwards is approximately \$44.6 million at December 31, 2014. Management believes that earnings during the periods when the temporary differences become deductible will be sufficient to realize the related future income tax benefits.

The Company is subject to taxation in the United States and various states and foreign jurisdictions. Taxing authority examinations can involve complex issues and may require an extended period of time to resolve. Our Federal income tax returns

have been examined by the Internal Revenue Service (“IRS”) for calendar years ending through 2013. Tax years subsequent to 2013 are subject to future examination.

## Consolidated Results of Operations

The following table presents, as a percentage of net sales, certain categories included in our consolidated statements of comprehensive income for the periods indicated:

	<b>Year Ended December 31,</b>		
	<b>2014</b>	<b>2013</b>	<b>2012</b>
Net sales	100.0%	100.0%	100.0%
Cost of sales	45.4	45.9	47.1
Gross margin	54.6	54.1	52.9
Selling and administrative expense	39.7	40.7	39.4
Research and development expense	3.8	3.4	3.7
Medical device excise tax	0.8	0.8	—
Other expense	3.2	1.8	1.3
Income from operations	7.1	7.4	8.5
Loss on early extinguishment of debt	—	0.0	—
Interest expense	0.8	0.7	0.7
Income before income taxes	6.3	6.7	7.8
Provision for income taxes	2.0	1.9	2.5
Net income	4.3%	4.8%	5.3%

## Sales

Sales decreased 3.0% to \$740.1 million in 2014 after a decrease in sales of 0.6% in 2013 to \$762.7 million from \$767.1 million in 2012. The decrease in 2014 occurred across all product lines. In local currency, excluding the effects of the hedging program, sales decreased 2.4% in 2014. Sales of capital equipment decreased 4.8% to \$146.3 million in 2014 and sales of single-use products decreased 2.5% to \$593.8 million in 2014. In local currency, excluding the effects of the hedging program, sales of capital equipment decreased 4.3% in 2014 and single-use products decreased 1.9% in 2014. The decrease in 2013 sales occurred in our orthopedic surgery and visualization product lines. In local currency, excluding the effects of the hedging program, sales increased 0.2% in 2013. Sales of capital equipment decreased 1.4% to \$153.7 million in 2013 from \$155.9 million in 2012; sales of single-use products decreased 0.4% to \$609.0 million in 2013 from \$611.2 million in 2012. In local currency, excluding the effects of the hedging program, sales of capital equipment decreased 0.8% in 2013 while single-use products increased 0.4% in 2013.

- Orthopedic surgery sales decreased 1.8% in 2014 to \$402.8 million after a decrease of 0.9% in 2013 to \$410.2 million from \$413.9 million in 2012. In 2014, the decrease was mainly due to lower sales in our procedure specific, fluid and resection product offerings and the discontinuation of the Cascade PRP product line offset by increased sales of large bone and small bone handpieces. In 2013, the decrease was mainly due to lower sales in our resection production offerings and large bone burs and blades. In local currency, excluding the effects of the hedging program, sales decreased 1.3% in 2014 after an increase of 0.1% in 2013.
- General surgery sales decreased 2.5% in 2014 to \$279.4 million after remaining relatively flat in 2013 at \$286.7 million compared to \$286.6 million in 2012. In 2014, the decrease was mainly due to decreased sales in all product offerings. In 2013, we experienced increased sales in our endomechanical, gastrointestinal and pulmonary product offerings offset by decreased sales in our advanced energy and patient monitoring product offerings. In local currency, excluding the effects of the hedging program, sales decreased 2.0% in 2014 after an increase of 0.5% in 2013.
- Surgical visualization sales decreased 12.0% in 2014 to \$57.9 million after a decrease of 1.2% to \$65.8 million in 2013 from \$66.6 million in 2012. The decreases in 2014 and 2013 were both due to lower video system sales. We believe the decline in 2014 was driven by customers awaiting the release of our new IM8000 2DHD camera system. We had a limited release in the United States in the fourth quarter of 2014. In local currency, excluding the effects of the hedging program, sales decreased 10.9% in 2014 and 0.9% in 2013.



## **Cost of Sales**

Cost of sales decreased to \$336.0 million in 2014 as compared to \$350.3 million in 2013 and \$361.3 million in 2012. Gross profit margins increased 0.5 percentage points to 54.6% in 2014 after an increase of 1.2 percentage points to 54.1% in 2013 from 52.9% in 2012. The increase in gross profit margins of 0.5 percentage points in 2014 and 1.2 percentage points in 2013 is primarily a result of lower costs resulting from the restructuring initiatives we have completed throughout our operations.

## **Selling and Administrative Expense**

Selling and administrative expense decreased to \$293.9 million in 2014 compared to \$310.7 million in 2013 and \$302.5 million in 2012. Selling and administrative expense as a percentage of net sales were 39.7% in 2014, 40.7% in 2013 and 39.4% in 2012. The decrease of 1.0 percentage point in 2014 compared to 2013 is attributable to lower benefit costs and selling and marketing expenses during the period that are more in line with historical spending. The increase of 1.3 percentage points in 2013 compared to 2012 is attributable to higher benefit costs, lower overall sales and higher selling and marketing expenses during the period.

## **Research and Development Expense**

Research and development expense was \$27.8 million, \$25.8 million and \$28.2 million in 2014, 2013 and 2012, respectively. As a percentage of net sales, research and development expense increased to 3.8% in 2014 compared to 3.4% in 2013 and 3.7% in 2012. The increase of 0.4 percentage points in 2014 and decrease of 0.3 percentage points in 2013 is mainly the result of the timing of projects.

## **Other Expense**

As discussed in Note 11 to the Consolidated Financial Statements, other expense in 2014 consisted of a \$3.4 million charge related to administrative consolidation expenses, a \$12.5 million charge related to management restructuring, \$4.0 million in shareholder activism costs, \$0.7 million in acquisition related costs, \$1.9 million in legal and related settlement costs associated with a patent infringement claim as further described in Note 10 and \$1.5 million in costs associated with legal and consulting fees. Other expense in 2013 consisted of an \$8.8 million charge related to administrative consolidation expenses, \$3.2 million in legal costs associated with a patent infringement claim as further described in Note 10 and a \$1.4 million pension settlement expense as further described in Note 9. Other expense in 2012 consisted of a \$6.5 million charge related to administrative consolidation expenses, \$0.7 million charge related to the purchase of the Company's former distributor for the Nordic region of Europe, \$1.6 million in costs associated with a contractual dispute with a former distributor and \$1.2 million in costs associated with the purchase of Viking Systems, Inc.

## **Loss on Early Extinguishment of Debt**

As discussed in Note 5 to the Consolidated Financial Statements, we entered into an amended and restated senior credit agreement on January 17, 2013. In connection with the refinancing, we recorded a \$0.3 million loss on the early extinguishment of debt in 2013 related to the write-off of unamortized deferred financing costs under the then existing senior credit agreement.

## **Interest Expense**

Interest expense was \$6.1 million in 2014 compared to \$5.6 million in 2013 and \$5.7 million in 2012. The increase in 2014 is due to the cost associated with higher weighted average borrowings as compared to the same period a year ago. 2013 remained relatively flat compared to 2012 due to lower weighted average interest rates on higher weighted average borrowings outstanding. The weighted average interest rates on our borrowings were 2.40% in 2014 as compared to 2.39% in 2013, a decrease from 3.03% in 2012.

## **Provision for Income Taxes**



A provision for income taxes was recorded at an effective rate of 31.0%, 29.0% and 31.9% in 2014, 2013 and 2012, respectively, as compared to the Federal statutory rate of 35.0%. The effective tax rate in 2014 is higher than that recorded in 2013 due to tax legislation changes. In New York State, corporate tax reform enacted in March 2014 changed the tax rate of a manufacturing company such as CONMED to essentially 0%. While this will be positive for the future, previously recorded New York State deferred tax assets of \$2.3 million that would have been used to offset taxes otherwise payable, no longer have value due to a zero percent tax rate. Accordingly, we have written off these New York State tax assets as a non-cash charge to income tax expense. The effective tax rate in 2013 is lower than that recorded in 2012 as a result of a greater proportion of earnings in foreign jurisdictions where the corporate tax rate and deduction for notional interest on equity allowed against taxable profits in Europe result in effective tax rates lower than the statutory rate, tax benefits recorded in the third quarter of 2013 as a result of taxing authority determinations, and tax benefits related to business tax provisions, including the research and development credit (\$0.8 million), that were enacted in the first quarter of 2013, retroactive to January 1, 2012. A reconciliation of the United States statutory income tax rate to our effective tax rate is included in Note 6 to the Consolidated Financial Statements.

## **Liquidity and Capital Resources**

Our liquidity needs arise primarily from capital investments, working capital requirements and payments on indebtedness under the amended and restated senior credit agreement, described below. We have historically met these liquidity requirements with funds generated from operations and borrowings under our revolving credit facility. In addition, we have historically used term borrowings, including borrowings under the amended and restated senior credit agreement and borrowings under separate loan facilities, in the case of real property purchases, to finance our acquisitions. We also have the ability to raise funds through the sale of stock or we may issue debt through a private placement or public offering. We believe that our cash on hand, cash from operating activities and proceeds from our amended and restated senior credit agreement provide us with sufficient financial resources to meet our anticipated capital requirements and obligations as they come due.

We had total cash on hand at December 31, 2014 of \$66.3 million, of which approximately \$63.9 million was held by our foreign subsidiaries outside the United States with unremitted earnings. We do not currently intend to repatriate additional funds held outside of the United States in the foreseeable future. If we were to repatriate these funds, we would be required to accrue and pay taxes on such amounts.

## **Operating Cash Flows**

Our net working capital position was \$265.2 million at December 31, 2014. Net cash provided by operating activities was \$65.2 million in 2014, \$80.9 million in 2013 and \$95.2 million in 2012 generated on net income of \$32.2 million in 2014, \$35.9 million in 2013 and \$40.5 million in 2012.

Operating cash flow in 2014 was unfavorably impacted by lower net income and increased working capital requirements versus 2013.

## **Investing Cash Flows**

Net cash used in investing activities during 2014, consisted primarily of capital expenditures and cash paid for the purchase of a business. Capital expenditures were \$15.4 million, \$18.4 million and \$21.5 million in 2014, 2013 and 2012, respectively. Capital expenditures are expected to be in the \$15.0 million to \$20.0 million range for 2015. During 2014, we made payments of \$5.0 million for the purchase of a business as further described in Note 16. During 2012 we made payments of \$64.1 million related to the distribution and development agreement with MTF and \$22.1 million for the purchase of a business.

## **Financing Cash Flows**

Financing activities in 2014 resulted in a use of cash of \$26.4 million compared to \$31.3 million in 2013 and cash provided by financing activities of \$11.4 million in 2012. Dividend payments totaled \$22.0 million, \$16.7 million and \$12.9 million in 2014, 2013 and 2012, respectively. The increase in dividend payments from 2013 to 2014 is due to the increased per share amount from \$0.15 per share in 2013 to \$0.20 per share in 2014. We repurchased common stock totaling \$16.9 million, \$50.6 million and \$3.9 million in 2014, 2013 and 2012, respectively. We also had \$16.7 million and \$34.0 million in payments in 2014 and 2013, respectively, associated with the distribution and development agreement with MTF. Finally, 2012 included \$53.6 million in repayments of term borrowings under our then outstanding senior credit agreement. These uses of cash were offset by borrowings on our senior credit agreement of \$27.0 million, \$55.0 million and \$73.0 million in 2014, 2013 and 2012, respectively; and \$2.3 million, \$17.3 million and \$10.2 million in proceeds from the issuance of common stock under our equity compensation plans and employee stock purchase plan in 2014, 2013 and 2012, respectively. 2013 and 2012 resulted in higher proceeds from the issuance of common stock as more stock options were available for exercise during the periods.

On January 17, 2013, we entered into an amended and restated \$350.0 million senior credit agreement (the "amended and restated senior credit agreement"). The amended and restated senior credit agreement consists of a \$350.0 million revolving credit facility expiring on January 17, 2018. In connection with the refinancing, we recorded a \$0.3 million loss on the early extinguishment of debt related to the write-off of unamortized deferred financing costs under the then existing senior credit agreement. Interest rates are at LIBOR plus 1.625% (1.785% at December 31, 2014) or an alternative base rate. For those borrowings where we elect to use the alternative base rate, the base rate will be the greater of the Prime Rate, the Federal Funds Rate in effect on such date plus 0.50%, or the one month Eurocurrency rate plus 1%, plus an additional margin of 0.625%. As described in Note 4, we entered into a distribution and development agreement with MTF and have \$33.4 million remaining in contingent payments, including the \$16.7 million paid on January 5, 2015. We expect to fund these payments through cash on hand and available borrowings under our revolving credit facility as these payments come due over the next two years.

There were \$235.0 million in borrowings outstanding under the revolving credit facility as of December 31, 2014. Our available borrowings on the revolving credit facility at December 31, 2014 were \$109.6 million with approximately \$5.4 million of the facility set aside for outstanding letters of credit.

The amended and restated senior credit agreement is collateralized by substantially all of our personal property and assets. The senior credit agreement contains covenants and restrictions which, among other things, require the maintenance of certain financial ratios and restrict dividend payments and the incurrence of certain indebtedness and other activities, including acquisitions and dispositions. We were in full compliance with these covenants and restrictions as of December 31, 2014. We are also required, under certain circumstances, to make mandatory prepayments from net cash proceeds from any issuance of equity and asset sales.

We have a mortgage note outstanding in connection with the Largo, Florida property and facilities bearing interest at 8.25% per annum with semiannual payments of principal and interest through June 2019. The principal balance outstanding on the mortgage note aggregated \$6.4 million at December 31, 2014. The mortgage note is collateralized by the Largo, Florida property and facilities.

Our Board of Directors has authorized a \$200.0 million share repurchase program. Through December 31, 2014, we have repurchased a total of 6.1 million shares of common stock aggregating \$162.6 million under this authorization and have \$37.4 million remaining available for share repurchases. The repurchase program calls for shares to be purchased in the open market or in private transactions from time to time. We may suspend or discontinue the share repurchase program at any time. We repurchased \$16.9 million under the share repurchase program in 2014. We have financed the repurchases and may finance additional repurchases through operating cash flow and from available borrowings under our revolving credit facility.

Management believes that cash flow from operations, including cash and cash equivalents on hand and available borrowing capacity under our amended and restated senior credit agreement, will be adequate to meet our anticipated operating working capital requirements, debt service, funding of capital expenditures and common stock repurchases in the foreseeable future. See "Item 1. Business – Forward Looking Statements."

## **Restructuring**

During 2014, 2013 and 2012, we continued our operational restructuring plan which includes the consolidation of our Finland operations into our Largo, Florida and Utica, New York manufacturing facilities; the consolidation of our Westborough, Massachusetts operations into our Largo, Florida and Chihuahua, Mexico facilities; and the consolidation of our Centennial, Colorado manufacturing operations into other existing CONMED manufacturing facilities. We believe the consolidation of our Finland and Westborough, Massachusetts operations are substantially complete and our Centennial, Colorado consolidation is to be completed over the next 12 months. We incurred \$5.6 million, \$6.5 million, and \$7.1 million in costs associated with the operational restructuring during the years ending December 31, 2014, 2013 and 2012, respectively. These costs were charged to cost of goods sold and include severance and other charges associated with the consolidation of our Finland, Westborough, Massachusetts and Centennial, Colorado operations.

As part of our ongoing restructuring, the Company discontinued a patient monitoring product offering and incurred \$2.1 million in costs which were charged to cost of goods sold during 2013.

During 2014, 2013 and 2012, we restructured certain administrative functions throughout the Company. We incurred \$3.4 million, \$8.8 million, and \$6.5 million, respectively, in related costs consisting principally of severance charges and, for the 2013 year, also included the write-off of certain patents. These costs were charged to other expense.

During 2014, we incurred \$12.5 million in costs associated with restructuring of executive management. These costs include severance payments, accelerated vesting of stock-based compensation awards, accrual of the present value of deferred compensation and other benefits to our then Chief Executive Officer as defined in his termination agreement; accelerated vesting of stock-based compensation awards to certain members of executive management, consulting fees and other benefits earned as further described in our Form 8-K filing on July 23, 2014.

We have recorded an accrual in current and other long-term liabilities of \$8.3 million at December 31, 2014 mainly related to severance and lease impairment costs associated with these restructurings.

We plan to continue to restructure both operations and administrative functions as necessary throughout the organization. As the restructuring plan progresses, we will incur additional charges, including employee termination costs and other exit costs. We estimate restructuring costs will approximate \$9.0 million to \$11.0 million, net of tax, in 2015 which will be recorded to cost of sales and other expense.

We had approximately \$3.0 million in net annual savings in 2014 in cost of sales from our operational restructuring plan for Finland and Westborough, Massachusetts principally as a result of lower employee costs. We also had approximately \$1.5 million in net annual savings in research and development and a further \$1.5 million in net annual savings in selling and administrative expenses in 2014 related to the restructurings generally as a result of lower employee costs.

We expect \$3.5 million to \$4.5 million in net annual savings in cost of sales from the Centennial consolidation principally as a result of lower employee costs which is expected to result in higher earnings and cash flows in future periods when completed. These savings will not be evident for 12 months and we will incur significant costs during the restructuring as a result of severance and other costs associated with the restructuring. We do not anticipate any reductions in revenues associated with the Centennial consolidation.

Refer to Note 15 to the Consolidated Financial Statements for further discussions regarding restructuring.

## Contractual Obligations

The following table summarizes our contractual obligations for the next five years and thereafter (amounts in thousands) as of December 31, 2014. Purchase obligations represent purchase orders for goods and services placed in the ordinary course of business. There were no capital lease obligations as of December 31, 2014.

	<b>Payments Due by Period</b>				
	<b>Total</b>	<b>Less than 1 Year</b>	<b>1-3 Years</b>	<b>3-5 Years</b>	<b>More than 5 Years</b>
Long-term debt	\$ 241,435	\$ 1,234	\$ 2,791	\$ 237,410	\$ —
Contingent consideration	43,572	23,167	18,667	1,174	564
Purchase obligations	33,602	33,350	223	29	—
Operating lease obligations	23,449	6,229	8,377	7,044	1,799
<b>Total contractual obligations</b>	<b>\$ 342,058</b>	<b>\$ 63,980</b>	<b>\$ 30,058</b>	<b>\$ 245,657</b>	<b>\$ 2,363</b>

In addition to the above contractual obligations, we are required to make periodic interest payments on our long-term debt obligations (see additional discussion under Item 7A. “Quantitative and Qualitative Disclosures About Market Risk—Interest Rate Risk” and Note 5 to the Consolidated Financial Statements). The above table also does not include unrecognized tax benefits of approximately \$0.6 million, the timing and certainty of recognition for which is not known (See Note 6 to the Consolidated Financial Statements).

## Stock-based Compensation

We have reserved shares of common stock for issuance to employees and directors under three shareholder-approved share-based compensation plans (the "Plans"). The Plans provide for grants of options, stock appreciation rights (“SARs”), dividend equivalent rights, restricted stock, restricted stock units (“RSUs”), performance share units (“PSUs”) and other equity-based and equity-related awards. The exercise price on all outstanding options and SARs is equal to the quoted fair market value of the stock at the date of grant. RSUs and PSUs are valued at the market value of the underlying stock on the date of grant. Stock options, SARs, RSUs and PSUs are non-transferable other than on death and generally become exercisable over a five year period

from date of grant. Stock options and SARs expire ten years from date of grant. SARs are only settled in shares of the Company's stock (See Note 7 to the Consolidated Financial Statements).

### **New Accounting Pronouncements**

See Note 14 to the Consolidated Financial Statements for a discussion of new accounting pronouncements.

### **Item 7A. Quantitative and Qualitative Disclosures About Market Risk**

Market risk is the potential loss arising from adverse changes in market rates and prices such as commodity prices, foreign currency exchange rates and interest rates. In the normal course of business, we are exposed to various market risks, including changes in foreign currency exchange rates and interest rates. We manage our exposure to these and other market risks through regular operating and financing activities and as necessary through the use of derivative financial instruments.

#### **Foreign currency risk**

Approximately 51% of our total 2014 consolidated net sales were to customers outside the United States. We have sales subsidiaries in a significant number of countries in Europe as well as Australia, Canada, China and Korea. In those countries in which we have a direct presence, our sales are denominated in the local currency amounting to approximately 36% of our total net sales in 2014. The remaining 15% of sales to customers outside the United States was on an export basis and transacted in United States dollars.

Because a significant portion of our operations consist of sales activities in foreign jurisdictions, our financial results may be affected by factors such as changes in foreign currency exchange rates or weak economic conditions in the markets in which we distribute products. During 2014, foreign currency exchange rates, including the effects of the hedging program, caused sales to decrease by approximately \$4.8 million and income before income taxes to decrease by approximately \$2.4 million, compared to sales and income before income taxes in 2013.

We hedge forecasted intercompany sales denominated in foreign currencies through the use of forward contracts. We account for these forward contracts as cash flow hedges. To the extent these forward contracts meet hedge accounting criteria, changes in their fair value are not included in current earnings but are included in accumulated other comprehensive loss. These changes in fair value will be recognized into earnings as a component of sales or cost of sales when the forecasted transaction occurs. The notional contract amounts for forward contracts outstanding at December 31, 2014 which have been accounted for as cash flow hedges totaled \$109.9 million. Net realized gains recognized for forward contracts accounted for as cash flow hedges approximated \$0.6 million, \$0.2 million and \$3.8 million for the years ended December 31, 2014, 2013 and 2012, respectively. Net unrealized gains on forward contracts outstanding which have been accounted for as cash flow hedges and which have been included in other comprehensive income totaled \$3.3 million at December 31, 2014. It is expected these unrealized gains will be recognized in the consolidated statement of comprehensive income in 2015.

We also enter into forward contracts to exchange foreign currencies for United States dollars in order to hedge our currency transaction exposures on intercompany receivables denominated in foreign currencies. These forward contracts settle each month at month-end, at which time we enter into new forward contracts. We have not designated these forward contracts as hedges and have not applied hedge accounting to them. The notional contract amounts for forward contracts outstanding at December 31, 2014 which have not been designated as hedges totaled \$35.5 million. Net realized losses recognized in connection with those forward contracts not accounted for as hedges approximated -\$0.2 million, -\$0.3 million and -\$2.1 million for the years ended December 31, 2014, 2013 and 2012, respectively, offsetting gains (losses) on our intercompany receivables of -\$0.5 million, -\$0.8 million and \$0.8 million for the years ended December 31, 2014, 2013 and 2012, respectively. These gains and losses have been recorded in selling and administrative expense in the consolidated statements of comprehensive income.

We record these forward foreign exchange contracts at fair value; the net fair value for forward foreign exchange contracts outstanding at December 31, 2014 was \$5.2 million and is included in prepaids and other current assets in the Consolidated Balance Sheets.

Refer to Note 13 in the Consolidated Financial Statements for further discussion.

#### **Interest rate risk**

At December 31, 2014, we had approximately \$235.0 million of variable rate long-term debt outstanding under our senior credit agreement. Assuming no repayments, if market interest rates for similar borrowings averaged 1.0% more in 2015 than they

did in 2014, interest expense would increase, and income before income taxes would decrease by \$2.4 million. Comparatively, if market interest rates for similar borrowings average 1.0% less in 2015 than they did in 2014, our interest expense would decrease, and income before income taxes would increase by \$2.4 million.

#### **Item 8. Financial Statements and Supplementary Data**

Our 2014 Financial Statements are included elsewhere herein.

#### **Item 9. Changes In and Disagreements with Accountants on Accounting and Financial Disclosures**

There were no changes in or disagreement with accountants on accounting and financial disclosure.

#### **Item 9A. Controls and Procedures**

As of the end of the period covered by this report, an evaluation was carried out by CONMED Corporation's management, with the participation of our Chief Executive Officer and Chief Financial Officer, of the effectiveness of our disclosure controls and procedures (as defined in Rule 13a-15(e) under the Securities Exchange Act of 1934). Based upon that evaluation, our Chief Executive Officer and Chief Financial Officer concluded that these disclosure controls and procedures were effective as of the end of the period covered by this report. In addition, no change in our internal control over financial reporting (as defined in Rule 13a-15(f) under the Securities Exchange Act of 1934) occurred during the fourth quarter of the year ended December 31, 2014 that has materially affected, or is reasonably likely to materially affect, our internal control over financial reporting.

Management's Report on Internal Control over Financial Reporting and the Report of Independent Registered Public Accounting Firm thereon are set forth in Part IV, Item 15 of the Annual Report on Form 10-K.

#### **Item 9B. Other Information**

Not applicable.

## **PART III**

### **Item 10. Directors, Executive Officers and Corporate Governance**

The information required by this item is incorporated herein by reference to the sections captioned “Proposal One: Election of Directors” and “Directors, Executive Officers, Other Company Officers and Nominees for the Board of Directors” in CONMED Corporation’s definitive Proxy Statement or other informational filing to be filed with the Securities and Exchange Commission on or about April 13, 2015.

### **Item 11. Executive Compensation**

The information required by this item is incorporated herein by reference to the sections captioned “Compensation Discussion and Analysis”, “Summary Compensation Table”, “Grants of Plan-Based Awards”, “Outstanding Equity Awards at Fiscal Year-End”, “Option Exercises and Stock Vested”, “Pension Benefits”, “Non-Qualified Deferred Compensation”, “Potential Payments on Termination or Change-in-Control”, “Director Compensation” and “Board of Directors Interlocks and Insider Participation; Certain Relationships and Related Transactions” in CONMED Corporation’s definitive Proxy Statement or other informational filing to be filed with the Securities and Exchange Commission on or about April 13, 2015.

### **Item 12. Security Ownership of Certain Beneficial Owners and Management and Related Stockholder Matters**

The information required by this item is incorporated herein by reference to the section captioned “Security Ownership of Certain Beneficial Owners and Management” in CONMED Corporation’s definitive Proxy Statement or other informational filing to be filed with the Securities and Exchange Commission on or about April 13, 2015.

### **Item 13. Certain Relationships and Related Transactions, and Director Independence**

The information required by this item is incorporated herein by reference to the section captioned “Board of Directors Interlocks and Insider Participation; Certain Relationships and Related Transactions” in CONMED Corporation’s definitive Proxy Statement or other informational filing to be filed with the Securities and Exchange Commission on or about April 13, 2015.

### **Item 14. Principal Accounting Fees and Services**

The information required by this item is incorporated herein by reference to the section captioned “Principal Accounting Fees and Services” in CONMED Corporation’s definitive Proxy Statement or other informational filing to be filed with the Securities and Exchange Commission on or about April 13, 2015.



**PART IV**

**Item 15. Exhibits, Financial Statement Schedules**

**Index to Financial Statements**

(a)(1) List of Financial Statements	<u>Page in Form 10-K</u>
Management’s Report on Internal Control Over Financial Reporting	35
Report of Independent Registered Public Accounting Firm	36
Consolidated Balance Sheets at December 31, 2014 and 2013	37
Consolidated Statements of Comprehensive Income for the Years Ended December 31, 2014, 2013 and 2012	38
Consolidated Statements of Shareholders’ Equity for the Years Ended December 31, 2014, 2013 and 2012	39
Consolidated Statements of Cash Flows for the Years Ended December 31, 2014, 2013 and 2012	41
Notes to Consolidated Financial Statements	43
<b>(2) List of Financial Statement Schedules</b>	
Valuation and Qualifying Accounts (Schedule II)	69
All other schedules have been omitted because they are not applicable, or the required information is shown in the financial statements or notes thereto.	
<b>(3) List of Exhibits</b>	
The exhibits listed on the accompanying Exhibit Index on page 32 below are filed as part of this Form 10-K.	

## SIGNATURES

Pursuant to the requirements of Section 13 or 15(d) of the Securities Exchange Act of 1934, the registrant has duly caused this report to be signed on its behalf by the undersigned, thereunto duly authorized on the date indicated below.

CONMED CORPORATION

By: /s/ Curt R. Hartman

Curt R. Hartman  
(President and Chief  
Executive Officer)

Date:

February 23, 2015

Pursuant to the requirements of the Securities Exchange Act of 1934, this report has been signed below by the following persons on behalf of the registrant and in the capacities and on the dates indicated.

<u>Signature</u>	<u>Title</u>	<u>Date</u>
<u>/s/ MARK E. TRYNISKI</u> Mark E. Tryniski	Chairman of the Board of Directors	February 23, 2015
<u>/s/ CURT R. HARTMAN</u> Curt R. Hartman	President, Chief Executive Officer and Director	February 23, 2015
<u>/s/ ROBERT D. SHALLISH, JR.</u> Robert D. Shallish, Jr.	Executive Vice President-Finance and Chief Financial Officer (Principal Financial Officer)	February 23, 2015
<u>/s/ LUKE A. POMILIO</u> Luke A. Pomilio	Executive Vice President- Controller and Corporate General Manager (Principal Accounting Officer)	February 23, 2015
<u>/s/ BRIAN CONCANNON</u> Brian Concannon	Director	February 23, 2015
<u>/s/ CHARLES M. FARKAS</u> Charles M. Farkas	Director	February 23, 2015
<u>/s/ JO ANN GOLDEN</u> Jo Ann Golden	Director	February 23, 2015
<u>/s/ DIRK M. KUYPER</u> Dirk M. Kuyper	Director	February 23, 2015
<u>/s/ JEROME J. LANDE</u> Jerome J. Lande	Director	February 23, 2015
<u>/s/ STEPHEN M. MANDIA</u> Stephen M. Mandia	Director	February 23, 2015

## Exhibit Index

<u>Exhibit No.</u>	<u>Description</u>
3.1	- Amended and Restated By-Laws, as adopted by the Board of Directors on April 29, 2011 (Incorporated by reference to the Company's Current Report on Form 10-Q filed with the Securities and Exchange Commission on May 2, 2011).
3.2	- 1999 Amendment to Certificate of Incorporation and Restated Certificate of Incorporation of CONMED Corporation (Incorporated by reference to Exhibit 3.2 of the Company's Annual Report on Form 10-K for the year ended December 31, 1999).
4.1	- See Exhibit 3.1.
4.2	- See Exhibit 3.2.
4.3	- Guarantee and Collateral Agreement, dated August 28, 2002, made by CONMED Corporation and certain of its subsidiaries in favor of JP Morgan Chase Bank (Incorporated by reference to Exhibit 10.2 of the Company's Quarterly Report on Form 10-Q for the quarter ended September 30, 2002).
4.4	- First Amendment to Guarantee and Collateral Agreement, dated June 30, 2003, made by CONMED Corporation and certain of its subsidiaries in favor of JP Morgan Chase Bank and the several banks and other financial institutions or entities from time to time parties thereto (Incorporated by reference to Exhibit 10.2 of the Company's Quarterly Report on Form 10-Q for the quarter ended June 30, 2003).
4.5	- Second Amendment to Guarantee and Collateral Agreement, dated April 13, 2006, made by CONMED Corporation and certain of its subsidiaries in favor of JP Morgan Chase Bank and the several banks and other financial institutions or entities from time to time parties thereto (Incorporated by reference to the Company's Current Report on Form 8-K filed with the Securities and Exchange Commission on April 19, 2006).
4.6	- Third Amendment to Guarantee and Collateral Agreement, dated as of January 17, 2013, made by CONMED Corporation and certain of its subsidiaries in favor of JP Morgan Chase Bank (Incorporated by reference to Exhibit 4.6 of the Company's Annual Report on Form 10-K for the year ended December 31, 2012).
10.1+	- Employment Agreement between the Company and Curt R. Hartman, dated November 9, 2014 (Incorporated by reference to Exhibit 10.1 of the Company's Current Report on Form 8-K filed with the Securities and Exchange Commission on November 10, 2014).
10.2+	- Employment Agreement between the Company and Eugene R. Corasanti, dated October 31, 2006 (Incorporated by reference to Exhibit 10.2 of the Company's Current Report on Form 8-K filed with the Securities and Exchange Commission on November 2, 2006).
10.3+	- Amended and Restated Employment Agreement, dated October 30, 2009, by and between CONMED Corporation and Joseph J. Corasanti, Esq. (Incorporated by reference to the Exhibit 10.1 of the Company's Quarterly Report on Form 10-Q for the quarter ended September 30, 2009).
10.4	- Amended and Restated Employee Stock Option Plan (including form of Stock Option Agreement) (Incorporated by reference to Exhibit 10.6 of the Company's Annual Report on Form 10-K for the year ended December 31, 1996).

- 10.5 - Stock Option Plan for Non-Employee Directors of CONMED Corporation (Incorporated by reference to Exhibit 10.5 of the Company's Annual Report on Form 10-K for the year ended December 31, 1996).
- 10.6 - Amendment to Stock Option Plan for Non-employee Directors of CONMED Corporation (Incorporated by reference to the Company's Definitive Proxy Statement for the 2002 Annual Meeting filed with the Securities and Exchange Commission on April 17, 2002).
- 10.7 - Amended and Restated 1999 Long Term Incentive Plan (Incorporated by reference to Exhibit 4.3 of the Company's Registration Statement on Form S-8 on November 3, 2009).
- 10.8 - 2002 Employee Stock Purchase Plan (Incorporated by reference to the Company's Definitive Proxy Statement for the 2002 Annual Meeting filed with the Securities and Exchange Commission on April 17, 2002).
- 10.9 - Amendment to CONMED Corporation 2002 Employee Stock Purchase Plan (Incorporated by reference to Exhibit 10.11 of the Company's Annual Report on Form 10-K for the year ended December 31, 2005).
- 10.10 - 2006 Stock Incentive Plan (Incorporated by reference to Exhibit 4.3 of the Company's Registration Statement on Form S-8 on August 8, 2006).
- 10.11 - Amended and Restated 2007 Non-Employee Director Equity Compensation Plan of CONMED Corporation (Incorporated by reference to Exhibit 4.3 of the Company's Registration Statement on Form S-8 on August 3, 2010).
- 10.12 - Amended and Restated Long Term Incentive Plan (Incorporated by reference to Exhibit 4.3 of the Company's Registration Statement on Form S-8 on July 27, 2012).
- 10.13 - Amended and Restated Credit Agreement, dated January 17, 2013, among CONMED Corporation, JP Morgan Chase Bank and the several banks and other financial institutions or entities from time to time parties thereto (Incorporated by reference to Exhibit 10.1 of the Company's Current Report on Form 8-K filed with the Securities and Exchange Commission on January 18, 2013).
- 10.14 - Change in Control Severance Agreement for Joseph J. Corasanti (Incorporated by reference to Exhibit 10.1 of the Company's Quarterly Report on Form 10-Q for the quarter ended June 30, 2008).
- 10.15 - Change in Control Severance Agreement for Robert D. Shallish, Jr. (Incorporated by reference to Exhibit 10.2 of the Company's Quarterly Report on Form 10-Q for the quarter ended June 30, 2008).
- 10.16 - Change in Control Severance Agreement for Daniel S. Jonas (Incorporated by reference to Exhibit 10.4 of the Company's Quarterly Report on Form 10-Q for the quarter ended June 30, 2008).
- 10.17 - Change in Control Severance Agreement for Luke A. Pomilio (Incorporated by reference to Exhibit 10.5 of the Company's Quarterly Report on Form 10-Q for the quarter ended June 30, 2008).
- 10.18 - Executive Severance Agreement for Joseph G. Darling (Incorporated by reference to Exhibit 10.28 of the Company's Annual Report on Form 10-K for the year ended December 31, 2008).
- 10.19 - Change in Control Severance Agreement for Joseph G. Darling (Incorporated by reference to Exhibit 10.1 of the Company's Quarterly Report on Form 10-Q for the quarter ended March 31, 2010).

10.20	- Sports Medicine Joint Development and Distribution Agreement by and between Musculoskeletal Transplant Foundation, Inc. and CONMED Corporation dated as of January 3, 2012 (Incorporated by reference to Exhibit 10.1 of the Company's Current Report on Form 8-K dated January 3, 2012).
10.21*+	- Employment Agreement between the Company and Patrick Beyer, dated December 9, 2014
10.22+	- Separation Agreement, by and between CONMED Corporation and Joseph J. Corasanti, dated July 22, 2014. (Incorporated by reference to Exhibit 10.1 of the Company's Current Report on Form 8-K filed with the Securities and Exchange Commission on July 23, 2014).
10.23+	- Retirement Agreement, by and between CONMED Corporation and Robert D. Shallish, Jr., dated December 9, 2014. (Incorporated by reference to Exhibit 10.1 of the Company's Current Report on Form 8-K filed with the Securities and Exchange Commission on December 9, 2014).
10.24+	- Separation Agreement, by and between CONMED Corporation and Joseph Darling, dated December 9, 2014. (Incorporated by reference to Exhibit 10.2 of the Company's Current Report on Form 8-K filed with the Securities and Exchange Commission on December 9, 2014).
14	- Code of Ethics. The CONMED code of ethics may be accessed via the Company's website at <a href="http://www.CONMED.com/conmed_investor_template.php">http://www.CONMED.com/conmed_investor_template.php</a>
21*	- Subsidiaries of the Registrant.
23*	- Consent of Independent Registered Public Accounting Firm.
31.1*	- Certification of Curt R. Hartman pursuant to Rule 13a-14(a) and Rule 15d-14(a) of the Securities Exchange Act, as adopted pursuant to Section 302 of the Sarbanes-Oxley Act of 2002.
31.2*	- Certification of Robert D. Shallish, Jr. pursuant to Rule 13a-14(a) and Rule 15d-14(a) of the Securities Exchange Act, as adopted pursuant to Section 302 of the Sarbanes-Oxley Act of 2002.
32.1*	- Certifications of Curt R. Hartman and Robert D. Shallish, Jr. pursuant to 18 U.S.C. Section 1350, as adopted pursuant to Section 906 of the Sarbanes-Oxley Act of 2002.
101*	The following materials from CONMED Corporation's Annual Report on Form 10-K for the year ended December 31, 2014 formatted in XBRL (Extensible Business Reporting Language): (i) Consolidated Statements of Comprehensive Income for the three years ended December 31, 2014, (ii) Consolidated Balance Sheets at December 31, 2014 and 2013, (iii) Consolidated Statements of Shareholders' Equity for the three years ended December 31, 2014 (iv) Consolidated Statements of Cash Flows for the three years ended December 31, 2014, (v) Notes to the Consolidated Financial Statements for the year ended December 31, 2014 and (vi) Schedule II - Valuation and Qualifying Accounts. In accordance with Rule 406T of Regulation S-T, the XBRL related information in Exhibit 101 to this Annual Report on Form 10-K shall not be deemed to be "filed" for purposes of Section 18 of the Exchange Act, or otherwise subject to the liability of that section, and shall not be part of any registration statement or other document filed under the Securities Act or the Exchange Act, except as shall be expressly set forth by specific reference in such filing.
	* Filed herewith
	+ Management contract or compensatory plan or arrangement.

## **MANAGEMENT'S REPORT ON INTERNAL CONTROL OVER FINANCIAL REPORTING**

The management of CONMED Corporation is responsible for establishing and maintaining adequate internal control over financial reporting. Internal control over financial reporting is a process designed to provide reasonable assurance regarding the reliability of financial reporting and the preparation of financial statements for external reporting purposes in accordance with generally accepted accounting principles. Our internal control over financial reporting includes policies and procedures that pertain to the maintenance of records that, in reasonable detail, accurately and fairly reflect transactions and dispositions of assets; provide reasonable assurances that transactions are recorded as necessary to permit preparation of financial statements in accordance with accounting principles generally accepted in the United States of America, and that receipts and expenditures are being made only in accordance with authorizations of management and the directors of the Company; and provide reasonable assurance regarding prevention or timely detection of unauthorized acquisition, use or disposition of our assets that could have a material effect on our financial statements. Because of its inherent limitations, internal control over financial reporting may not prevent or detect misstatements. Management assessed the effectiveness of CONMED's internal control over financial reporting as of December 31, 2014. In making its assessment, management utilized the criteria set forth by the Committee of Sponsoring Organizations of the Treadway Commission ("COSO") in "Internal Control-Integrated Framework", released in 2013. Management has concluded that based on its assessment, CONMED's internal control over financial reporting was effective as of December 31, 2014. The effectiveness of the Company's internal control over financial reporting as of December 31, 2014 has been audited by PricewaterhouseCoopers LLP, an independent registered public accounting firm, as stated in their report which appears herein.

/s/ Curt R. Hartman

Curt R. Hartman  
President and  
Chief Executive Officer

/s/ Robert D. Shallish, Jr.

Robert D. Shallish, Jr.  
Executive Vice President-Finance and  
Chief Financial Officer



## REPORT OF INDEPENDENT REGISTERED PUBLIC ACCOUNTING FIRM

To the Board of Directors and Shareholders of CONMED Corporation

In our opinion, the accompanying consolidated balance sheets and the related consolidated statements of comprehensive income, of shareholders' equity and of cash flows present fairly, in all material respects, the financial position of CONMED Corporation and its subsidiaries at December 31, 2014 and 2013, and the results of their operations and their cash flows for each of the three years in the period ended December 31, 2014 in conformity with accounting principles generally accepted in the United States of America. In addition, in our opinion, the financial statement schedule listed in the index appearing under Item 15(a)(2) presents fairly, in all material respects, the information set forth therein when read in conjunction with the related consolidated financial statements. Also in our opinion, the Company maintained, in all material respects, effective internal control over financial reporting as of December 31, 2014, based on criteria established in *Internal Control - Integrated Framework* (2013) issued by the Committee of Sponsoring Organizations of the Treadway Commission (COSO). The Company's management is responsible for these financial statements and financial statement schedule, for maintaining effective internal control over financial reporting and for its assessment of the effectiveness of internal control over financial reporting, included in the accompanying Management's Report on Internal Control over Financial Reporting. Our responsibility is to express opinions on these financial statements, on the financial statement schedule, and on the Company's internal control over financial reporting based on our integrated audits. We conducted our audits in accordance with the standards of the Public Company Accounting Oversight Board (United States). Those standards require that we plan and perform the audits to obtain reasonable assurance about whether the financial statements are free of material misstatement and whether effective internal control over financial reporting was maintained in all material respects. Our audits of the financial statements included examining, on a test basis, evidence supporting the amounts and disclosures in the financial statements, assessing the accounting principles used and significant estimates made by management, and evaluating the overall financial statement presentation. Our audit of internal control over financial reporting included obtaining an understanding of internal control over financial reporting, assessing the risk that a material weakness exists, and testing and evaluating the design and operating effectiveness of internal control based on the assessed risk. Our audits also included performing such other procedures as we considered necessary in the circumstances. We believe that our audits provide a reasonable basis for our opinions.

A company's internal control over financial reporting is a process designed to provide reasonable assurance regarding the reliability of financial reporting and the preparation of financial statements for external purposes in accordance with generally accepted accounting principles. A company's internal control over financial reporting includes those policies and procedures that (i) pertain to the maintenance of records that, in reasonable detail, accurately and fairly reflect the transactions and dispositions of the assets of the company; (ii) provide reasonable assurance that transactions are recorded as necessary to permit preparation of financial statements in accordance with generally accepted accounting principles, and that receipts and expenditures of the company are being made only in accordance with authorizations of management and directors of the company; and (iii) provide reasonable assurance regarding prevention or timely detection of unauthorized acquisition, use, or disposition of the company's assets that could have a material effect on the financial statements.

Because of its inherent limitations, internal control over financial reporting may not prevent or detect misstatements. Also, projections of any evaluation of effectiveness to future periods are subject to the risk that controls may become inadequate because of changes in conditions, or that the degree of compliance with the policies or procedures may deteriorate.

/s/ PricewaterhouseCoopers LLP  
Boston, Massachusetts  
February 23, 2015

**CONMED CORPORATION**  
**CONSOLIDATED BALANCE SHEETS**  
**December 31, 2014 and 2013**  
(In thousands except share and per share amounts)

	<u>2014</u>	<u>2013</u>
<b>ASSETS</b>		
Current assets:		
Cash and cash equivalents	\$ 66,332	\$ 54,443
Accounts receivable, less allowance for doubtful accounts of \$1,239 in 2014 and \$1,384 in 2013	129,287	140,426
Inventories	148,149	143,211
Income taxes receivable	583	3,805
Deferred income taxes	14,348	13,202
Prepaid expenses and other current assets	22,451	17,045
Total current assets	<u>381,150</u>	<u>372,132</u>
Property, plant and equipment, net	133,429	138,985
Deferred income taxes	1,398	1,183
Goodwill	256,232	248,428
Other intangible assets, net	316,440	319,440
Other assets	9,545	10,340
Total assets	<u>\$ 1,098,194</u>	<u>\$ 1,090,508</u>
<b>LIABILITIES AND SHAREHOLDERS' EQUITY</b>		
Current liabilities:		
Current portion of long-term debt	\$ 1,234	\$ 1,140
Accounts payable	23,752	27,448
Accrued compensation and benefits	36,446	33,426
Income taxes payable	2,668	2,116
Other current liabilities	51,856	47,135
Total current liabilities	<u>115,956</u>	<u>111,265</u>
Long-term debt	240,201	214,435
Deferred income taxes	112,223	113,199
Other long-term liabilities	48,516	45,290
Total liabilities	<u>516,896</u>	<u>484,189</u>
Commitments and contingencies		
Shareholders' equity:		
Preferred stock, par value \$.01 per share; authorized 500,000 shares, none issued or outstanding	—	—
Common stock, par value \$.01 per share; 100,000,000 authorized; 31,299,194 issued in 2014 and 2013, respectively	313	313
Paid-in capital	319,752	326,436
Retained earnings	406,145	395,889
Accumulated other comprehensive loss	(39,822)	(17,572)
Less: Treasury stock, at cost; 3,744,473 and 3,718,332 shares in 2014 and 2013, respectively	<u>(105,090)</u>	<u>(98,747)</u>
Total shareholders' equity	<u>581,298</u>	<u>606,319</u>
Total liabilities and shareholders' equity	<u>\$ 1,098,194</u>	<u>\$ 1,090,508</u>

The accompanying notes are an integral part of the consolidated financial statements.

**CONMED CORPORATION**  
**CONSOLIDATED STATEMENTS OF COMPREHENSIVE INCOME**  
**Years Ended December 31, 2014, 2013 and 2012**  
(In thousands except per share amounts)

	<b>2014</b>	<b>2013</b>	<b>2012</b>
Net sales	\$ 740,055	\$ 762,704	\$ 767,140
Cost of sales	335,998	350,287	361,297
Gross profit	404,057	412,417	405,843
Selling and administrative expense	293,942	310,730	302,469
Research and development expense	27,779	25,831	28,214
Medical device excise tax	5,588	5,949	—
Other expense	23,962	13,399	9,950
	<u>351,271</u>	<u>355,909</u>	<u>340,633</u>
Income from operations	52,786	56,508	65,210
Loss on early extinguishment of debt	—	263	—
Interest expense	6,111	5,613	5,730
Income before income taxes	46,675	50,632	59,480
Provision for income taxes	14,483	14,693	18,999
Net income	<u>\$ 32,192</u>	<u>\$ 35,939</u>	<u>\$ 40,481</u>
<b>Per share data:</b>			
Basic	\$ 1.17	\$ 1.30	\$ 1.43
Diluted	\$ 1.16	\$ 1.28	\$ 1.41
Dividends per share of common stock	\$ 0.80	\$ 0.65	\$ 0.60
Other comprehensive income (loss), before tax:			
Foreign currency translation adjustments	\$ (15,069)	\$ (1,193)	\$ 1,995
Pension liability	(18,781)	18,175	1,387
Cash flow hedging gain (loss)	7,393	(404)	(6,507)
Other comprehensive income, before tax	<u>5,735</u>	<u>52,517</u>	<u>37,356</u>
Provision (benefit) for income taxes related to items of other comprehensive income	(4,207)	6,569	(1,892)
Comprehensive income	<u>\$ 9,942</u>	<u>\$ 45,948</u>	<u>\$ 39,248</u>

The accompanying notes are an integral part of the consolidated financial statements.

**CONMED CORPORATION**  
**CONSOLIDATED STATEMENTS OF SHAREHOLDERS' EQUITY**  
**Years Ended December 31, 2014, 2013 and 2012**  
(In thousands)

	Common Stock		Paid-in Capital	Retained Earnings	Accumulated Other Comprehensive Loss	Treasury Stock	Shareholders' Equity
	Shares	Amount					
Balance at December 31, 2011	31,299	\$ 313	\$321,994	\$354,439	\$ (26,348)	\$ (77,327)	\$ 573,071
Common stock issued under employee plans			(4,377)			13,287	8,910
Repurchase of treasury stock						(3,923)	(3,923)
Tax benefit arising from common stock issued under employee plans			1,052				1,052
Stock-based compensation			5,653				5,653
Dividends on common stock				(17,013)			(17,013)
Comprehensive income (loss):							
Foreign currency translation adjustments					1,995		
Pension liability (net of income tax expense of \$512)					875		
Cash flow hedging loss (net of income tax benefit of \$2,404)					(4,103)		
Net income				40,481			
Total comprehensive income							39,248
Balance at December 31, 2012	31,299	\$ 313	\$324,322	\$377,907	\$ (27,581)	\$ (67,963)	\$ 606,998
Common stock issued under employee plans			(4,576)			19,772	15,196
Repurchase of treasury stock						(50,556)	(50,556)
Tax benefit arising from common stock issued under employee plans			1,097				1,097
Stock-based compensation			5,593				5,593
Dividends on common stock				(17,957)			(17,957)

	Common Stock		Paid-in Capital	Retained Earnings	Accumulated Other Comprehensive Loss	Treasury Stock	Shareholders' Equity
	Shares	Amount					
Comprehensive income (loss):							
Foreign currency translation adjustments					(1,193)		
Pension liability (net of income tax expense of \$6,718)					11,457		
Cash flow hedging loss (net of income tax benefit of \$149)					(255)		
Net income				35,939			
Total comprehensive income							45,948
Balance at December 31, 2013	<u>31,299</u>	<u>\$ 313</u>	<u>\$326,436</u>	<u>\$395,889</u>	<u>\$ (17,572)</u>	<u>\$ (98,747)</u>	<u>\$ 606,319</u>
Common stock issued under employee plans			(16,658)			10,519	(6,139)
Repurchase of treasury stock						(16,862)	(16,862)
Tax benefit arising from common stock issued under employee plans			644				644
Stock-based compensation			9,330				9,330
Dividends on common stock				(21,936)			(21,936)
Comprehensive income (loss):							
Foreign currency translation adjustments					(15,069)		
Pension liability (net of income tax benefit of \$6,939)					(11,842)		
Cash flow hedging gain (net of income tax expense of \$2,732)					4,661		
Net income				32,192			
Total comprehensive income							9,942
Balance at December 31, 2014	<u>31,299</u>	<u>\$ 313</u>	<u>\$319,752</u>	<u>\$406,145</u>	<u>\$ (39,822)</u>	<u>\$105,090</u>	<u>\$ 581,298</u>

The accompanying notes are an integral part of the consolidated financial statements.

**CONMED CORPORATION**  
**CONSOLIDATED STATEMENTS OF CASH FLOWS**  
**Years Ended December 31, 2014, 2013 and 2012**  
(In thousands)

	<u>2014</u>	<u>2013</u>	<u>2012</u>
Cash flows from operating activities:			
Net income	\$ 32,192	\$ 35,939	\$ 40,481
Adjustments to reconcile net income to net cash provided by operating activities:			
Depreciation	19,792	18,653	18,635
Amortization	25,942	29,214	27,981
Stock-based compensation	9,330	5,593	5,653
Deferred income taxes	(284)	7,218	12,946
Income tax benefit of stock option exercises	644	1,097	1,052
Excess tax benefit from stock option exercises	(922)	(1,518)	(1,206)
Loss on early extinguishment of debt	—	263	—
Increase (decrease) in cash flows from changes in assets and liabilities, net of effects from acquisitions:			
Accounts receivable	5,255	(798)	1,687
Inventories	(20,940)	(1,817)	3,810
Accounts payable	(3,449)	4,223	259
Income taxes	5,291	(1,098)	(6,497)
Accrued compensation and benefits	3,572	(71)	767
Other assets	(546)	(5,222)	(1,210)
Other liabilities	(10,701)	(10,727)	(9,159)
	<u>32,984</u>	<u>45,010</u>	<u>54,718</u>
Net cash provided by operating activities	<u>65,176</u>	<u>80,949</u>	<u>95,199</u>
Cash flows from investing activities:			
Payments related to business acquisitions and distribution agreements, net of cash acquired	(5,265)	—	(86,253)
Proceeds from sale of property	—	—	1,836
Purchases of property, plant and equipment	(15,411)	(18,445)	(21,532)
Net cash used in investing activities	<u>(20,676)</u>	<u>(18,445)</u>	<u>(105,949)</u>
Cash flows from financing activities:			
Net proceeds from common stock issued under employee plans	2,316	17,264	10,165
Repurchase of common stock	(16,862)	(50,556)	(3,923)
Excess tax benefit from stock option exercises	922	1,518	1,206
Payments on senior credit agreement	—	—	(53,588)
Proceeds of senior credit agreement	27,000	55,000	73,000
Payments related to distribution agreement	(16,667)	(34,000)	—
Payments on mortgage notes	(1,140)	(1,050)	(969)
Payments on senior subordinated notes	—	(227)	(100)
Payments related to issuance of debt	—	(1,725)	—
Dividends paid on common stock	(21,959)	(16,696)	(12,862)
Other, net	—	(824)	(1,576)
Net cash provided by (used in) financing activities	<u>(26,390)</u>	<u>(31,296)</u>	<u>11,353</u>
Effect of exchange rate changes on cash and cash equivalents			
	<u>(6,221)</u>	<u>(485)</u>	<u>(2,931)</u>



	<u>2014</u>	<u>2013</u>	<u>2012</u>
Net increase (decrease) in cash and cash equivalents	11,889	30,723	(2,328)
Cash and cash equivalents at beginning of year	<u>54,443</u>	<u>23,720</u>	<u>26,048</u>
Cash and cash equivalents at end of year	<u>\$ 66,332</u>	<u>\$ 54,443</u>	<u>\$ 23,720</u>
<b>Non-cash investing activities:</b>			
Contractual obligations for acquisition of a business	\$ 10,137	\$ —	\$ —
<b>Non-cash financing activities:</b>			
Dividends payable	\$ 5,510	\$ 5,545	\$ 4,256
<b>Supplemental disclosures of cash flow information:</b>			
Cash paid during the year for:			
Interest	\$ 5,532	\$ 5,143	\$ 5,038
Income taxes	10,206	6,837	10,953

The accompanying notes are an integral part of the consolidated financial statements.

**CONMED CORPORATION**  
**NOTES TO CONSOLIDATED FINANCIAL STATEMENTS**  
**(In thousands except per share amounts)**

**Note 1 — Operations and Significant Accounting Policies**

**Organization and operations**

CONMED Corporation (“CONMED”, the “Company”, “we” or “us”) is a medical technology company with an emphasis on surgical devices and equipment for minimally invasive procedures and monitoring. The Company’s products are used by surgeons and physicians in a variety of specialties including orthopedics, general surgery, gynecology, neurosurgery and gastroenterology.

**Principles of consolidation**

The consolidated financial statements include the accounts of CONMED Corporation and its controlled subsidiaries. All significant intercompany accounts and transactions have been eliminated.

**Use of estimates**

The preparation of financial statements in conformity with accounting principles generally accepted in the United States of America requires management to make estimates and judgments which affect the reported amounts of assets, liabilities, related disclosure of contingent assets and liabilities at the date of the financial statements and the reported amount of revenues and expenses during the reporting period. Estimates are used in accounting for, among other things, allowances for doubtful accounts, rebates and sales allowances, inventory allowances, purchased in-process research and development, pension benefits, goodwill and intangible assets, contingent consideration, contingencies and other accruals. We base our estimates on historical experience and on various other assumptions which are believed to be reasonable under the circumstances. Due to the inherent uncertainty involved in making estimates, actual results reported in future periods may differ from those estimates. Estimates and assumptions are reviewed periodically, and the effect of revisions is reflected in the consolidated financial statements in the period they are determined to be necessary.

**Cash and cash equivalents**

We consider all highly liquid investments with an original maturity of three months or less to be cash equivalents.

**Inventories**

Inventories are valued at the lower of cost or market. Cost is determined on the FIFO (first-in, first-out) method of accounting.

We write-off excess and obsolete inventory resulting from the inability to sell our products at prices in excess of current carrying costs. We make estimates regarding the future recoverability of the costs of our products and record a provision for excess and obsolete inventories based on historical experience and expected future trends.

**Property, plant and equipment**

Property, plant and equipment are stated at cost and depreciated using the straight-line method over the following estimated useful lives:

Building and improvements	12 to 40 years
Leasehold improvements	Shorter of life of asset or life of lease
Machinery and equipment	2 to 15 years

**Goodwill and other intangible assets**

We have a history of growth through acquisitions. Assets and liabilities of acquired businesses are recorded at their estimated fair values as of the date of acquisition. Goodwill represents costs in excess of fair values assigned to the underlying

net assets of acquired businesses. Customer relationships, trademarks, tradenames, patents and other intangible assets primarily represent allocations of purchase price to identifiable intangible assets of acquired businesses. Promotional, marketing and distribution rights represent intangible assets created under our Sports Medicine Joint Development and Distribution Agreement (the "JDDA") with Musculoskeletal Transplant Foundation ("MTF"). We have accumulated goodwill of \$256.2 million and other intangible assets of \$316.4 million as of December 31, 2014.

In accordance with FASB guidance, goodwill and intangible assets deemed to have indefinite lives are not amortized, but are subject to at least annual impairment testing. It is our policy to perform our annual impairment testing in the fourth quarter. The identification and measurement of goodwill impairment involves the estimation of the fair value of our business. Estimates of fair value are based on the best information available as of the date of the assessment. During 2014, we completed our goodwill impairment testing with data as of October 1, 2014. We performed a Step 1 impairment test in accordance with ASC 350 utilizing the market capitalization approach to determine whether the fair value of a reporting unit is less than its carrying amount. Based upon our assessment, we believe the fair value continues to exceed carrying value.

Intangible assets with a finite life are amortized over the estimated useful life of the asset and are evaluated each reporting period to determine whether events and circumstances warrant a revision to the remaining period of amortization. Intangible assets subject to amortization are reviewed for impairment whenever events or changes in circumstances indicate that its carrying amount may not be recoverable. The carrying amount of an intangible asset subject to amortization is not recoverable if it exceeds the sum of the undiscounted cash flows expected to result from the use of the asset. An impairment loss is recognized by reducing the carrying amount of the intangible asset to its current fair value.

Customer relationship assets arose principally as a result of the 1997 acquisition of Linvatec Corporation. These assets represent the acquisition date fair value of existing customer relationships based on the after-tax income expected to be derived during their estimated remaining useful life. The useful lives of these customer relationships were not, and are not, limited by contract or any economic, regulatory or other known factors. The estimated useful life of the Linvatec customer relationship assets was determined as of the date of acquisition as a result of a study of the observed pattern of historical revenue attrition during the 5 years immediately preceding the acquisition of Linvatec Corporation. This observed attrition pattern was then applied to the existing customer relationships to derive the future expected useful life of the customer relationships. This analysis indicated an annual attrition rate of 2.6%. Assuming an exponential attrition pattern, this equated to an average remaining useful life of approximately 38 years for the Linvatec customer relationship assets. Customer relationship intangible assets arising as a result of other business acquisitions are being amortized over a weighted average life of 16 years. The weighted average life for customer relationship assets in aggregate is 33 years.

We evaluate the remaining useful life of our customer relationship intangible assets each reporting period in order to determine whether events and circumstances warrant a revision to the remaining period of amortization. In order to further evaluate the remaining useful life of our customer relationship intangible assets, we perform an analysis and assessment of actual customer attrition and activity as events and circumstances warrant. This assessment includes a comparison of customer activity since the acquisition date and review of customer attrition rates. In the event that our analysis of actual customer attrition rates indicates a level of attrition that is in excess of that which was originally contemplated, we would change the estimated useful life of the related customer relationship asset with the remaining carrying amount amortized prospectively over the revised remaining useful life.

We test our customer relationship assets for recoverability whenever events or changes in circumstances indicate that the carrying amount may not be recoverable. Factors specific to our customer relationship assets which might lead to an impairment charge include a significant increase in the annual customer attrition rate or otherwise significant loss of customers, significant decreases in sales or current-period operating or cash flow losses or a projection or forecast of losses. We do not believe that there have been events or changes in circumstances which would indicate the carrying amount of our customer relationship assets might not be recoverable.

For all other indefinite lived intangible assets, we perform a qualitative impairment test in accordance with ASC 350. Based upon this assessment, we have determined that it is unlikely that our indefinite lived intangible assets are impaired.

### **Other long-lived assets**

We review asset carrying amounts for impairment (consisting of intangible assets subject to amortization and property, plant and equipment) whenever events or circumstances indicate that such carrying amounts may not be recoverable. If the sum of the expected future undiscounted cash flows is less than the carrying amount of the asset, an impairment loss is recognized by reducing the recorded value to its current fair value.

## **Translation of foreign currency financial statements**

Assets and liabilities of foreign subsidiaries have been translated into United States dollars at the applicable rates of exchange in effect at the end of the period reported. Revenues and expenses have been translated at the applicable weighted average rates of exchange in effect during the period reported. Translation adjustments are reflected in accumulated other comprehensive loss. Transaction gains and losses are included in net income.

## **Foreign exchange and hedging activity**

We manage our foreign currency transaction risks through the use of forward contracts to hedge forecasted cash flows associated with foreign currency transaction exposures. We account for these forward contracts as cash flow hedges. To the extent these forward contracts meet hedge accounting criteria, changes in their fair value are not included in current earnings but are included in accumulated other comprehensive loss. These changes in fair value will be reclassified into earnings as a component of sales or cost of sales when the forecasted transaction occurs.

We also enter into forward contracts to exchange foreign currencies for United States dollars in order to hedge our currency transaction exposures on intercompany receivables denominated in foreign currencies. These forward contracts settle each month at month-end, at which time we enter into new forward contracts. We have not designated these forward contracts as hedges and have not applied hedge accounting to them. We record these forward contracts at fair value with resulting gains and losses included in selling and administrative expense in the consolidated statements of comprehensive income.

## **Income taxes**

Deferred income tax assets and liabilities are based on the difference between the financial statement and tax basis of assets and liabilities and operating loss and tax credit carryforwards as measured by the enacted tax rates that are anticipated to be in effect in the respective jurisdictions when these differences reverse. The deferred income tax provision generally represents the net change in the assets and liabilities for deferred income taxes. A valuation allowance is established when it is necessary to reduce deferred income tax assets to amounts for which realization is likely. In assessing the need for a valuation allowance, we estimate future taxable income, considering the feasibility of ongoing tax planning strategies and the realizability of tax loss carryforwards. Valuation allowances related to deferred tax assets may be impacted by changes to tax laws, changes to statutory tax rates, reversal of temporary differences and ongoing and future taxable income levels.

Deferred income taxes are not provided on the unremitted earnings of subsidiaries outside of the United States when it is expected that these earnings are permanently reinvested. Such earnings may become taxable upon a repatriation of assets from a subsidiary or the sale or liquidation of a subsidiary. Deferred income taxes are provided when the Company no longer considers subsidiary earnings to be permanently invested, such as in situations where the Company's subsidiaries plan to make future dividend distributions.

## **Revenue recognition**

Revenue is recognized when title has been transferred to the customer which is at the time of shipment. The following policies apply to our major categories of revenue transactions:

- Sales to customers are evidenced by firm purchase orders. Title and the risks and rewards of ownership are transferred to the customer when product is shipped under our stated shipping terms. Payment by the customer is due under fixed payment terms and collectability is reasonably assured.
- We place certain of our capital equipment with customers on a loaned basis in return for commitments to purchase related single-use products over time periods generally ranging from one to three years. In these circumstances, no revenue is recognized upon capital equipment shipment as the equipment is loaned and subject to return if certain minimum single-use purchases are not met. Revenue is recognized upon the sale and shipment of the related single-use products. The cost of the equipment is amortized over its estimated useful life.
- We recognize revenues related to the promotion and marketing of sports medicine allograft tissue in accordance with the contractual terms of our agreement with Musculoskeletal Transplant Foundation ("MTF") on a net basis as our role is limited to that of an agent earning a commission or fee. MTF records revenue when the tissue is shipped to the customer. Our services are completed at this time and net revenues for the "Service Fee" for our promotional and marketing efforts are then recognized based on a percentage of the net amounts billed by MTF to its customers. The timing of revenue recognition is determined through review of the net billings made by MTF each month. Our net commission Service

Fee is based on the contractual terms of our agreement and is currently 50%. This percentage can vary over the term of the agreement but is contractually determinable. Our Service Fee revenues are recorded net of amortization of the acquired assets, which are being expensed over the expected useful life of 25 years.

- Product returns are only accepted at the discretion of the Company and in accordance with our “Returned Goods Policy”. Historically the level of product returns has not been significant. We accrue for sales returns, rebates and allowances based upon an analysis of historical customer returns and credits, rebates, discounts and current market conditions.
- Our terms of sale to customers generally do not include any obligations to perform future services. Limited warranties are provided for capital equipment sales and provisions for warranty are provided at the time of product sale based upon an analysis of historical data.
- Amounts billed to customers related to shipping and handling have been included in net sales. Shipping and handling costs included in selling and administrative expense were \$13.6 million, \$12.6 million and \$12.8 million for 2014, 2013 and 2012, respectively.
- We sell to a diversified base of customers around the world and, therefore, believe there is no material concentration of credit risk.
- We assess the risk of loss on accounts receivable and adjust the allowance for doubtful accounts based on this risk assessment. Historically, losses on accounts receivable have not been material. Management believes that the allowance for doubtful accounts of \$1.2 million at December 31, 2014 is adequate to provide for probable losses resulting from accounts receivable.

### Earnings per share

Basic earnings per share (“basic EPS”) is computed by dividing net income by the weighted average number of common shares outstanding for the reporting period. Diluted earnings per share (“diluted EPS”) gives effect to all dilutive potential shares outstanding resulting from employee stock options, restricted stock units, performance share units and stock appreciation rights during the period. The following table sets forth the computation of basic and diluted earnings per share at December 31, 2014, 2013 and 2012, respectively:

	<u>2014</u>	<u>2013</u>	<u>2012</u>
Net income	\$ 32,192	\$ 35,939	\$ 40,481
Basic-weighted average shares outstanding	27,401	27,722	28,301
Effect of dilutive potential securities	368	392	352
Diluted-weighted average shares outstanding	<u>27,769</u>	<u>28,114</u>	<u>28,653</u>
Basic EPS	<u>\$ 1.17</u>	<u>\$ 1.30</u>	<u>\$ 1.43</u>
Diluted EPS	<u>\$ 1.16</u>	<u>\$ 1.28</u>	<u>\$ 1.41</u>

The shares used in the calculation of diluted EPS exclude options to purchase shares where the exercise price was greater than the average market price of common shares for the year. Such shares aggregated approximately 0.0 million, 0.0 million and 0.4 million at December 31, 2014, 2013 and 2012, respectively.

### Stock-based compensation

All share-based payments to employees, including grants of employee stock options, restricted stock units, performance share units and stock appreciation rights are recognized in the financial statements based at their fair values. Compensation expense is generally recognized using a straight-line method over the vesting period. Compensation expense for performance share units is recognized using the graded vesting method.

We issue shares under our stock based compensation plans out of treasury stock whereby treasury stock is reduced by the weighted average cost of such treasury stock. To the extent there is a difference between the cost of the treasury stock and the exercise price of shares issued under stock based compensation plans, we record gains to paid in capital; losses are recorded to paid in capital to the extent any gain was previously recorded, otherwise the loss is recorded to retained earnings.

### Accumulated other comprehensive loss

Accumulated other comprehensive loss consists of the following:

	<b>Cash Flow Hedging Gain (Loss)</b>	<b>Pension Liability</b>	<b>Cumulative Translation Adjustments</b>	<b>Accumulated Other Comprehensive Loss</b>
Balance, December 31, 2013	\$ (1,385)	\$ (18,918)	\$ 2,731	\$ (17,572)
Other comprehensive income before reclassifications	5,061	(10,551)	(15,069)	(20,559)
Amounts reclassified from accumulated other comprehensive income before tax <sup>a</sup>	(635)	(2,048)	—	(2,683)
Tax expense	235	757	—	992
Net current-period other comprehensive income (loss)	4,661	(11,842)	(15,069)	(22,250)
Balance, December 31, 2014	\$ 3,276	\$ (30,760)	\$ (12,338)	\$ (39,822)
	<b>Cash Flow Hedging Gain (Loss)</b>	<b>Pension Liability</b>	<b>Cumulative Translation Adjustments</b>	<b>Accumulated Other Comprehensive Loss</b>
Balance, December 31, 2012	\$ (1,130)	\$ (30,375)	\$ 3,924	\$ (27,581)
Other comprehensive income before reclassifications	(158)	8,618	(1,193)	7,267
Amounts reclassified from accumulated other comprehensive income before tax <sup>a</sup>	(153)	4,502	—	4,349
Tax expense (benefit)	56	(1,663)	—	(1,607)
Net current-period other comprehensive income (loss)	(255)	11,457	(1,193)	10,009
Balance, December 31, 2013	\$ (1,385)	\$ (18,918)	\$ 2,731	\$ (17,572)

(a) The cash flow hedging gain (loss) and pension liability accumulated other comprehensive income components are included in sales or cost of sales and as a component of net periodic pension cost, respectively. Refer to Note 13 and Note 9, respectively, for further details.

### Note 2 — Inventories

Inventories consist of the following at December 31,:



	<u>2014</u>	<u>2013</u>
Raw materials	\$ 44,847	\$ 39,029
Work in process	13,876	14,736
Finished goods	89,426	89,446
	<u>\$ 148,149</u>	<u>\$ 143,211</u>

### Note 3 — Property, Plant and Equipment

Property, plant and equipment consist of the following at December 31,:

	<u>2014</u>	<u>2013</u>
Land	\$ 4,243	\$ 4,243
Building and improvements	96,953	95,397
Machinery and equipment	191,306	180,064
Construction in progress	5,140	8,750
	<u>297,642</u>	<u>288,454</u>
Less: Accumulated depreciation	(164,213)	(149,469)
	<u>\$ 133,429</u>	<u>\$ 138,985</u>

We lease various manufacturing facilities, office facilities and equipment under operating leases. Rental expense on these operating leases was approximately \$5,897, \$6,713 and \$6,416 for the years ended December 31, 2014, 2013 and 2012, respectively. The aggregate future minimum lease commitments for operating leases at December 31, 2014 are as follows:

2015	\$ 6,229
2016	4,592
2017	3,785
2018	3,618
2019	3,426
Thereafter	1,799

### Note 4 – Goodwill and Other Intangible Assets

The changes in the net carrying amount of goodwill for the years ended December 31, are as follows:

	<u>2014</u>	<u>2013</u>
Balance as of January 1,	\$ 248,428	\$ 248,502
Goodwill resulting from business acquisitions	7,773	—
Foreign currency translation	31	(74)
Balance as of December 31,	<u>\$ 256,232</u>	<u>\$ 248,428</u>

Total accumulated impairment losses aggregated \$106,991 at December 31, 2014 and 2013, respectively.

Other intangible assets consist of the following:

	December 31, 2014		December 31, 2013	
	Gross Carrying Amount	Accumulated Amortization	Gross Carrying Amount	Accumulated Amortization
<b>Amortized intangible assets:</b>				
Customer relationships	\$ 136,126	\$ (59,707)	\$ 135,690	\$ (54,982)
Promotional, marketing & distribution rights	149,376	(18,000)	149,376	(12,000)
Patents and other intangible assets	63,464	(41,363)	53,903	(39,091)
<b>Unamortized intangible assets:</b>				
Trademarks and tradenames	86,544	—	86,544	—
	<u>\$ 435,510</u>	<u>\$ (119,070)</u>	<u>\$ 425,513</u>	<u>\$ (106,073)</u>

Customer relationships, trademarks, tradenames, patents and other intangible assets primarily represent allocations of purchase price to identifiable intangible assets of acquired businesses. Promotional, marketing and distribution rights represent intangible assets created under our Sports Medicine Joint Development and Distribution Agreement (the "JDDA") with Musculoskeletal Transplant Foundation ("MTF").

On January 3, 2012, the Company entered into the JDDA with MTF to obtain MTF's worldwide promotion rights with respect to allograft tissues within the field of sports medicine and related products. The initial consideration from the Company included a \$63.0 million up-front payment for the rights and certain assets, with an additional \$84.0 million contingently payable over a four year period depending on MTF meeting supply targets for tissue. On January 5, 2015 and January 3, 2014, we paid equal installments of \$16.7 million and on January 3, 2013, we paid \$34.0 million of the additional consideration. The remaining \$16.7 million of the additional consideration is due in January 2016. The \$33.4 million related to the remaining contingent obligation as of December 31, 2014 is accrued in other current and other long term liabilities as we believe it is probable MTF will meet the supply targets.

Trademarks and tradenames were recognized principally in connection with the 1997 acquisition of Linvatec Corporation. We continue to market products, release new product and product extensions and maintain and promote these trademarks and tradenames in the marketplace through legal registration and such methods as advertising, medical education and trade shows. It is our belief that these trademarks and tradenames will generate cash flow for an indefinite period of time. Therefore, our trademarks and tradenames intangible assets are not amortized.

Amortization expense related to intangible assets which are subject to amortization totaled \$13.0 million, \$13.7 million and \$13.8 million for the years ending December 31, 2014, 2013 and 2012, respectively, and is included as a reduction of revenue (for amortization related to our promotional, marketing and distribution rights) and in selling and administrative expense (for all other intangible assets) in the consolidated statements of comprehensive income. The weighted average amortization period for intangible assets which are amortized is 27 years. Customer relationships are being amortized over a weighted average life of 33 years. Promotional, marketing and distribution rights are being amortized over a weighted average life of 25 years. Patents and other intangible assets are being amortized over a weighted average life of 13 years. Included in patents and other intangible assets at December 31, 2014 is an in-process research and development asset that is not currently amortized. Estimated amortization expense related to intangible assets for each of the five succeeding years is as follows:

	<b>Amortization included in expense</b>	<b>Amortization recorded as a reduction of revenue</b>	<b>Total</b>
2015	6,615	6,000	\$ 12,615
2016	7,461	6,000	\$ 13,461
2017	7,447	6,000	\$ 13,447
2018	7,392	6,000	\$ 13,392
2019	7,392	6,000	\$ 13,392

#### Note 5 — Long Term Debt

Long-term debt consists of the following at December 31,:

	<b>2014</b>	<b>2013</b>
Revolving line of credit	\$ 235,000	\$ 208,000
Mortgage notes	6,435	7,575
Total long-term debt	241,435	215,575
Less: Current portion	1,234	1,140
	<u>\$ 240,201</u>	<u>\$ 214,435</u>

On January 17, 2013, we entered into an amended and restated \$350.0 million senior credit agreement (the "amended and restated senior credit agreement"). The amended and restated senior credit agreement consists of a \$350.0 million revolving credit facility expiring on January 17, 2018. In connection with the refinancing, we recorded a \$0.3 million loss on the early extinguishment of debt related to the write-off of unamortized deferred financing costs under the then existing senior credit agreement. There were \$235.0 million in borrowings outstanding on the revolving credit facility as of December 31, 2014. Our available borrowings on the revolving credit facility at December 31, 2014 were \$109.6 million with approximately \$5.4 million of the facility set aside for outstanding letters of credit.

Interest rates on the amended and restated senior credit agreement are at LIBOR plus 1.625% (1.785% at December 31, 2014) or an alternative base rate. For those borrowings where we elect to use the alternative base rate, the base rate will be the greater of the Prime Rate, the Federal Funds Rate in effect on such date plus 0.50%, or the one month Eurocurrency rate plus 1%, plus an additional margin of 0.625%.

The amended and restated senior credit agreement is collateralized by substantially all of our personal property and assets. The amended and restated senior credit agreement contains covenants and restrictions which, among other things, require the maintenance of certain financial ratios (the most restrictive of which is the senior leverage ratio) and restrict dividend payments and the incurrence of certain indebtedness and other activities, including acquisitions and dispositions. We were in full compliance with these covenants and restrictions as of December 31, 2014. We are also required, under certain circumstances, to make mandatory prepayments from net cash proceeds from any issuance of equity and asset sales.

We have a mortgage note outstanding in connection with the Largo, Florida property and facilities bearing interest at 8.25% per annum with semiannual payments of principal and interest through June 2019. The principal balance outstanding on the mortgage note aggregated \$6.4 million at December 31, 2014. The mortgage note is collateralized by the Largo, Florida property and facilities.

The scheduled maturities of long-term debt outstanding at December 31, 2014 are as follows:

2015	\$	1,234
2016		1,339
2017		1,452
2018		236,574
2019		836
Thereafter		—

#### Note 6 — Income Taxes

The provision for income taxes for the years ended December 31, 2014, 2013 and 2012 consists of the following:

	<u>2014</u>	<u>2013</u>	<u>2012</u>
Current tax expense (benefit):			
Federal	\$ 2,256	\$ (2,274)	\$ 503
State	516	502	374
Foreign	11,995	9,247	5,176
	<u>14,767</u>	<u>7,475</u>	<u>6,053</u>
Deferred income tax expense (benefit)	(284)	7,218	12,946
Provision for income taxes	<u>\$ 14,483</u>	<u>\$ 14,693</u>	<u>\$ 18,999</u>

A reconciliation between income taxes computed at the statutory federal rate and the provision for income taxes for the years ended December 31, 2014, 2013 and 2012 follows:

	<u>2014</u>	<u>2013</u>	<u>2012</u>
Tax provision at statutory rate based on income before income taxes	35.0%	35.0%	35.0%
State income taxes, net of federal tax benefit	1.7	1.8	1.5
New York State corporate tax reform	5.5	—	—
Stock-based compensation	(0.2)	(0.5)	(0.2)
Foreign income taxes	(4.8)	(3.1)	(4.0)
Federal research credit	(2.1)	(2.8)	—
Settlement of taxing authority examinations	(3.7)	(2.0)	(0.8)
European permanent deduction	(3.8)	(2.4)	—
Non deductible/non-taxable items	1.8	2.9	1.3
Other, net	1.6	0.1	(0.9)
	<u>31.0%</u>	<u>29.0%</u>	<u>31.9%</u>

The tax effects of the significant temporary differences which comprise the deferred income tax assets and liabilities at December 31, 2014 and 2013 are as follows:

	<u>2014</u>	<u>2013</u>
Assets:		
Inventory	\$ 4,476	\$ 3,445
Net operating losses	10,207	6,450
Capitalized research and development	1,850	2,286
Deferred compensation	3,507	3,025
Accounts receivable	2,604	2,642
Compensation and benefits	6,003	5,601
Accrued pension	6,186	(173)
Research and development credit	6,198	5,027
Other	1,564	4,365
Foreign tax credit	2,283	332
Less: valuation allowances	(293)	—
	<u>44,585</u>	<u>33,000</u>
Liabilities:		
Goodwill and intangible assets	120,012	114,075
Depreciation	14,041	13,486
State taxes	6,737	3,914
Contingent interest	272	339
	<u>141,062</u>	<u>131,814</u>
Net liability	<u>\$ (96,477)</u>	<u>\$ (98,814)</u>

Income before income taxes consists of the following U.S. and foreign income:

	<u>2014</u>	<u>2013</u>	<u>2012</u>
U.S. income	\$ 12,374	\$ 20,106	\$ 33,121
Foreign income	34,301	30,526	26,359
Total income	<u>\$ 46,675</u>	<u>\$ 50,632</u>	<u>\$ 59,480</u>

As of December 31, 2014, the amount of federal net operating loss carryforward was \$34.8 million and begins to expire in 2025. Approximately \$6.5 million of the net operating loss is attributable to stock-based compensation windfall tax deductions; the windfall tax benefit has not been recorded as a deferred tax asset and will be recorded in additional paid-in-capital when realized. As of December 31, 2014, the amount of federal research credit carryforward available was \$6.2 million. These credits begin to expire in 2027. As of December 31, 2014, the amount of foreign tax credit carryforward was \$2.3 million and begins to expire in 2023.

In New York State, corporate tax reform enacted in March 2014 changed the tax rate of a manufacturing company such as our Company to essentially 0%. Previously recorded New York State net deferred tax assets of \$2.3 million, including \$3.3 million of future tax benefits associated with state tax credits, have been written off as a non-cash charge to income tax expense.

U.S. income and foreign withholding taxes have not been recognized on the excess of the amount for financial reporting over the tax basis of investments in foreign subsidiaries that are essentially permanent in duration. The amount of such temporary differences totaled \$92.2 million as of December 31, 2014. It is not practicable given the complexities of the hypothetical foreign tax credit calculation to determine the tax liability on this temporary difference.

The Company is subject to taxation in the United States and various states and foreign jurisdictions. Taxing authority examinations can involve complex issues and may require an extended period of time to resolve. Our Federal income tax returns

have been examined by the Internal Revenue Service (“IRS”) for calendar years ending through 2013.

We recognize tax liabilities in accordance with the provisions for accounting for uncertainty in income taxes. Such guidance prescribes a recognition threshold and measurement attribute for the financial statement recognition and measurement of a tax position taken or expected to be taken in a tax return.

The following table summarizes the activity related to our unrecognized tax benefits for the years ending December 31,:

	<u>2014</u>	<u>2013</u>	<u>2012</u>
Balance as of January 1,	\$ 1,689	\$ 1,587	\$ 2,343
Increases for positions taken in prior periods	45	70	30
Increases for positions taken in current periods	—	1,132	1,129
Decreases in unrecorded tax positions related to settlement with the taxing authorities	(1,073)	(1,010)	(1,857)
Decreases in unrecorded tax positions related to lapse of statute of limitations	(80)	(90)	(58)
Balance as of December 31,	<u>\$ 581</u>	<u>\$ 1,689</u>	<u>\$ 1,587</u>

If the total unrecognized tax benefits of \$0.6 million at December 31, 2014 were recognized, it would reduce our annual effective tax rate. The amount of interest accrued in 2014 related to these unrecognized tax benefits was not material and is included in the provision for income taxes in the consolidated statements of comprehensive income.

#### Note 7 – Shareholders’ Equity

On February 29, 2012, the Board of Directors adopted a cash dividend policy and declared an initial quarterly dividend of \$0.15 per share. On October 28, 2013, the Board of Directors increased the quarterly dividend to \$0.20 per share. The fourth quarter dividend for 2014 was paid on January 5, 2015 to shareholders of record as of December 15, 2014. The total dividend payable at December 31, 2014 was \$5.5 million and is included in other current liabilities in the consolidated balance sheet.

Our shareholders have authorized 500,000 shares of preferred stock, par value \$.01 per share, which may be issued in one or more series by the Board of Directors without further action by the shareholders. As of December 31, 2014 and 2013, no preferred stock had been issued.

Our Board of Directors has authorized a \$200.0 million share repurchase program. Through December 31, 2014, we have repurchased a total of 6.1 million shares of common stock aggregating \$162.6 million under this authorization and have \$37.4 million remaining available for share repurchases. The repurchase program calls for shares to be purchased in the open market or in private transactions from time to time. We may suspend or discontinue the share repurchase program at any time. During 2014, we repurchased 0.4 million shares for an aggregate cost of \$16.9 million. During 2013, we repurchased 1.6 million shares for an aggregate cost of \$50.6 million. During 2012, we repurchased 0.1 million shares for an aggregate cost of \$3.9 million.

We have reserved 6.8 million shares of common stock for issuance to employees and directors under three shareholder-approved share-based compensation plans (the “Plans”) of which approximately 1.0 million shares remain available for grant at December 31, 2014. The exercise price on all outstanding options and stock appreciation rights (“SARs”) is equal to the quoted fair market value of the stock at the date of grant. Restricted stock units (“RSUs”) and performance stock units (“PSUs”) are valued at the market value of the underlying stock on the date of grant. Stock options, SARs, RSUs and PSUs are non-transferable other than on death and generally become exercisable over a five year period from date of grant. Stock options and SARs expire ten years from date of grant. SARs are only settled in shares of the Company’s stock. The issuance of shares pursuant to the exercise of stock options and SARs and vesting of RSUs and PSUs are from the Company’s treasury stock.



Total pre-tax stock-based compensation expense recognized in the consolidated statements of comprehensive income was \$9.3 million, \$5.6 million and \$5.7 million for the years ended December 31, 2014, 2013 and 2012, respectively. These amounts are included in selling and administrative expenses, and in 2014, \$3.9 million of the total is included in other expense on the consolidated statements of comprehensive income as it relates to acceleration of awards associated with executive management restructuring. Tax related benefits of \$3.4 million, \$2.1 million and \$2.1 million were also recognized for the years ended December 31, 2014, 2013 and 2012, respectively. Cash received from the exercise of stock options was \$1.8 million, \$16.7 million and \$9.6 million for the years ended December 31, 2014, 2013 and 2012, respectively, and is reflected in cash flows from financing activities in the consolidated statements of cash flows.

The Company uses the Black-Scholes option pricing model to estimate the fair value of options and SARs at the date of grant. Use of a valuation model requires management to make certain assumptions with respect to select model inputs. Expected volatilities are based upon historical volatility of the Company's stock over a period equal to the expected life of each option and SAR grant. The risk free interest rate is based on the option and SAR grant date for a traded U.S. Treasury bond with a maturity date closest to the expected life. The expected annual dividend yield is based on the Company's anticipated cash dividend payouts. The expected life represents the period of time that the options and SARs are expected to be outstanding based on a study of historical data of option holder exercise and termination behavior.

The following table illustrates the assumptions used in estimating fair value in the years ended December 31, 2014, 2013 and 2012.

	<b>2014</b>	<b>2013</b>	<b>2012</b>
Grant date fair value of SARs	\$ 13.40	\$ 9.77	\$ 7.38
Expected stock price volatility	34.85%	35.88%	35.84%
Risk-free interest rate	1.53%	1.04%	0.62%
Expected annual dividend yield	1.80%	1.79%	2.00%
Expected life of options & SARs (years)	6.4	6.3	6.4

The following table illustrates the stock option and SAR activity for the year ended December 31, 2014.

	<b>Number of Shares (in 000's)</b>	<b>Weighted- Average Exercise Price</b>
Outstanding at December 31, 2013	1,130	\$ 25.55
Granted	109	\$ 44.56
Forfeited	(68)	\$ 40.76
Exercised	(718)	\$ 24.90
Outstanding at December 31, 2014	453	\$ 28.85
Exercisable at December 31, 2014	245	\$ 25.38
SARs expected to vest	208	\$ 32.93

The weighted average remaining contractual term for stock options and SARs outstanding and exercisable at December 31, 2014 was 6.0 years and 4.4 years, respectively. The aggregate intrinsic value of stock options and SARs outstanding and exercisable at December 31, 2014 was \$7.3 million and \$4.8 million, respectively. The aggregate intrinsic value of stock options and SARs exercised during the years ended December 31, 2014, 2013 and 2012 was \$10.7 million, \$4.7 million and \$3.3 million, respectively.

The following table illustrates the RSU and PSU activity for the year ended December 31, 2014.

	Number of Shares (in 000's)	Weighted- Average Grant-Date Fair Value
Outstanding at December 31, 2013	476	\$ 27.14
Granted	184	\$ 43.21
Vested	(259)	\$ 28.54
Forfeited	(79)	\$ 35.10
Outstanding at December 31, 2014	322	\$ 33.14

The weighted average fair value of awards of RSUs and PSUs granted in the years ended December 31, 2014, 2013 and 2012 was \$43.21, \$33.02 and \$26.18, respectively.

The total fair value of shares vested was \$11.6 million, \$7.1 million and \$4.4 million for the years ended December 31, 2014, 2013 and 2012, respectively.

As of December 31, 2014, there was \$9.6 million of total unrecognized compensation cost related to nonvested stock options, SARs, RSUs and PSUs granted under the Plans which is expected to be recognized over a weighted average period of 3.0 years.

We offer to our employees a shareholder-approved Employee Stock Purchase Plan (the "Employee Plan"), under which we have reserved 1.0 million shares of common stock for issuance to our employees. The Employee Plan provides employees with the opportunity to invest from 1% to 10% of their annual salary to purchase shares of CONMED common stock through the exercise of stock options granted by the Company at a purchase price equal to 95% of the fair market value of the common stock on the exercise date. During 2014, we issued approximately 13,000 shares of common stock under the Employee Plan. No stock-based compensation expense has been recognized in the accompanying consolidated financial statements as a result of common stock issuances under the Employee Plan.

#### Note 8 — Business Segments and Geographic Areas

We are accounting and reporting for our business as a single operating segment entity engaged in the development, manufacturing and sale on a global basis of surgical devices and related equipment. Our chief operating decision maker (the CEO) evaluates the various global product portfolios on a net sales basis and evaluates profitability, investment and cash flow metrics on a consolidated worldwide basis due to shared infrastructure and resources.

Our product lines consist of orthopedic surgery, general surgery and surgical visualization. Orthopedic surgery consists of sports medicine instrumentation and small bone, large bone and specialty powered surgical instruments and service fees related to the promotion and marketing of sports medicine allograft tissue. General surgery consists of a complete line of endo-mechanical instrumentation for minimally invasive laparoscopic and gastrointestinal procedures, a line of cardiac monitoring products as well as electrosurgical generators and related instruments. Surgical visualization consists of imaging systems for use in minimally invasive orthopedic and general surgery procedures including 2DHD and 3DHD vision technologies. These product lines' net sales are as follows:

	2014	2013	2012
Orthopedic surgery	\$ 402,750	\$ 410,171	\$ 413,891
General surgery	279,356	286,747	286,606
Surgical visualization	57,949	65,786	66,643
Consolidated net sales	\$ 740,055	\$ 762,704	\$ 767,140

Net sales information for geographic areas consists of the following:

	<u>2014</u>	<u>2013</u>	<u>2012</u>
United States	\$ 360,960	\$ 375,473	\$ 382,256
Canada	63,686	73,457	73,746
United Kingdom	30,496	28,471	31,653
Japan	37,230	36,705	33,997
Australia	38,711	38,752	40,835
All other countries	208,972	209,846	204,653
Total	<u>\$ 740,055</u>	<u>\$ 762,704</u>	<u>\$ 767,140</u>

Sales are attributed to countries based on the location of the customer. There were no significant investments in long-lived assets located outside the United States at December 31, 2014 and 2013. No single customer represented over 10% of our consolidated net sales for the years ended December 31, 2014, 2013 and 2012.

#### Note 9 — Employee Benefit Plans

We sponsor an employee savings plan (“401(k) plan”) covering substantially all of our United States based employees. We also sponsor a defined benefit pension plan (the “pension plan”) that was frozen in 2009. It covered substantially all our United States based employees at the time it was frozen.

Total employer contributions to the 401(k) plan were \$6.9 million, \$7.3 million and \$6.7 million during the years ended December 31, 2014, 2013 and 2012, respectively.

We use a December 31, measurement date for our pension plan. Gains and losses are amortized on a straight-line basis over the average remaining service period of active participants. The following table provides a reconciliation of the projected benefit obligation, plan assets and funded status of the pension plan at December 31,:

	<u>2014</u>	<u>2013</u>
<b>Accumulated Benefit Obligation</b>	<u>\$ 91,107</u>	<u>\$ 75,946</u>
<b>Change in benefit obligation</b>		
Projected benefit obligation at beginning of year	\$ 75,946	\$ 85,363
Service cost	271	253
Interest cost	3,465	3,315
Actuarial (gain) loss	16,546	(8,082)
Benefits paid	(1,414)	(1,250)
Settlement	(3,707)	(3,653)
Projected benefit obligation at end of year	<u>\$ 91,107</u>	<u>\$ 75,946</u>
<b>Change in plan assets</b>		
Fair value of plan assets at beginning of year	\$ 76,442	\$ 62,763
Actual gain on plan assets	2,110	11,082
Employer contributions	—	7,500
Benefits paid	(1,414)	(1,250)
Settlement	(3,707)	(3,653)
Fair value of plan assets at end of year	<u>\$ 73,431</u>	<u>\$ 76,442</u>
Funded status	<u>\$ (17,676)</u>	<u>\$ 496</u>

Amounts recognized in the consolidated balance sheets consist of the following at December 31,:

	<u>2014</u>	<u>2013</u>
Other assets/(Other long-term liabilities)	\$ (17,676)	\$ 496
Accumulated other comprehensive loss	(48,782)	(30,001)

The following actuarial assumptions were used to determine our accumulated and projected benefit obligations as of December 31,:

	<u>2014</u>	<u>2013</u>
Discount rate	3.81%	4.75%
Expected return on plan assets	8.00%	8.00%

Accumulated other comprehensive loss for the years ended December 31, 2014 and 2013 consists of net actuarial losses of \$48,782 and \$30,001, respectively, not yet recognized in net periodic pension cost (before income taxes).

Other changes in plan assets and benefit obligations recognized in other comprehensive income in 2014 are as follows:

Current year actuarial loss	\$ (16,733)
Amortization of actuarial loss	(2,048)
Total recognized in other comprehensive loss	<u>\$ (18,781)</u>

The estimated portion of net actuarial loss in accumulated other comprehensive loss that is expected to be recognized as a component of net periodic pension cost in 2015 is \$3.2 million.

Net periodic pension cost for the years ended December 31, consists of the following:

	<u>2014</u>	<u>2013</u>	<u>2012</u>
Service cost	\$ 271	\$ 253	\$ 277
Interest cost on projected benefit obligation	3,465	3,315	3,429
Expected return on plan assets	(2,297)	(5,491)	(4,566)
Amortization of loss	(2,048)	3,059	2,876
Settlement expense	—	1,443	—
Net periodic pension (income) cost	<u>\$ (609)</u>	<u>\$ 2,579</u>	<u>\$ 2,016</u>

The following actuarial assumptions were used to determine our net periodic pension benefit cost for the years ended December 31,:

	<u>2014</u>	<u>2013</u>	<u>2012</u>
Discount rate	4.75%	3.90%	4.30%
Expected return on plan assets	8.00%	8.00%	8.00%

In determining the expected return on pension plan assets, we consider the relative weighting of plan assets, the historical performance of total plan assets and individual asset classes and economic and other indicators of future performance. In addition, we consult with financial and investment management professionals in developing appropriate targeted rates of return.

Asset management objectives include maintaining an adequate level of diversification to reduce interest rate and market risk and providing adequate liquidity to meet immediate and future benefit payment requirements.

The allocation of pension plan assets by category is as follows at December 31,:

	Percentage of Pension Plan Assets		Target Allocation
	2014	2013	2015
Equity securities	84%	79%	75%
Debt securities	16	21	25
Total	100%	100%	100%

As of December 31, 2014, the Plan held 27,562 shares of our common stock, which had a fair value of \$1.2 million. We believe that our long-term asset allocation on average will approximate the targeted allocation. We regularly review our actual asset allocation and periodically rebalance the pension plan's investments to our targeted allocation when deemed appropriate.

The following table sets forth the fair value of Plan assets as of December 31,:

	2014	2013
Common Stock	\$ 35,337	\$ 31,412
Money Market Fund	3,320	7,018
Mutual Funds	26,671	28,726
Fixed Income Securities	8,103	9,286
Total Assets at Fair Value	\$ 73,431	\$ 76,442

FASB guidance defines fair value and establishes a framework for measuring fair value and related disclosure requirements. A valuation hierarchy was established for disclosure of the inputs to the valuations used to measure fair value. This hierarchy prioritizes the inputs into three broad levels as follows. Level 1 inputs are quoted prices (unadjusted) in active markets for identical assets or liabilities. Level 2 inputs are quoted prices for similar assets and liabilities in active markets, quoted prices for identical or similar assets in markets that are not active, inputs other than quoted prices that are observable for the asset or liability, including interest rates, yield curves and credit risks, or inputs that are derived principally from, or corroborated by, observable market data through correlation. Level 3 inputs are unobservable inputs based on our own assumptions used to measure assets and liabilities at fair value. A financial asset or liability's classification within the hierarchy is determined based on the lowest level input that is significant to the fair value measurement.

Following is a description of the valuation methodologies used for assets measured at fair value. There have been no changes in the methodologies used at December 31, 2014 and 2013:

Common Stock:	Common stock is valued at the closing price reported on the common stock's respective stock exchange and is classified within level 1 of the valuation hierarchy.
Money Market Fund:	These investments are public investment vehicles valued using \$1 for the Net Asset Value (NAV). The money market fund is classified within level 2 of the valuation hierarchy.
Mutual Funds:	These investments are public investment vehicles valued using the NAV provided by the administrator of the fund. The NAV is based on the value of the underlying assets owned by the fund, minus its liabilities, and then divided by the number of shares outstanding. The NAV is a quoted price in an active market and is classified within level 1 of the valuation hierarchy.
Fixed Income Securities:	Valued at the closing price reported on the active market on which the individual securities are traded and are classified within level 1 of the valuation hierarchy.

The methods described above may produce a fair value calculation that may not be indicative of net realizable value or reflective of future fair values. Furthermore, while the Plan believes its valuation methods are appropriate and consistent with other market participants, the use of different methodologies or assumptions to determine the fair value of certain financial instruments could result in a different fair value measurement at the reporting date.

The following table sets forth by level, within the fair value hierarchy, the Plan's assets at fair value as of December 31, 2014 and December 31, 2013:

December 31, 2014	<u>Level 1</u>	<u>Level 2</u>	<u>Total</u>
Common Stock	\$ 35,337	\$ —	\$ 35,337
Money Market Fund	—	3,320	3,320
Mutual Funds	26,671	—	26,671
Fixed Income Securities	8,103	—	8,103
	<u>\$ 70,111</u>	<u>\$ 3,320</u>	<u>\$ 73,431</u>

December 31, 2013	<u>Level 1</u>	<u>Level 2</u>	<u>Total</u>
Common Stock	\$ 31,412	\$ —	\$ 31,412
Money Market Fund	—	7,018	7,018
Mutual Funds	28,726	—	28,726
Fixed Income Securities	9,286	—	9,286
	<u>\$ 69,424</u>	<u>\$ 7,018</u>	<u>\$ 76,442</u>

We do not expect to make any contributions to our pension plan for the 2015 Plan year.

The following table summarizes the benefits expected to be paid by our pension plan in each of the next five years and in aggregate for the following five years. The expected benefit payments are estimated based on the same assumptions used to measure the Company's projected benefit obligation at December 31, 2014 and reflect the impact of expected future employee service.

2015	\$4,875
2016	2,892
2017	3,174
2018	3,589
2019	3,827
2020-2024	23,710

#### **Note 10 — Legal Matters and Contingencies**

From time to time, we are subject to claims alleging product liability, patent infringement or other claims incurred in the ordinary course of business. These may involve our United States or foreign operations, or sales by foreign distributors. Likewise, from time to time, the Company may receive an information request or subpoena from a government agency such as the Securities and Exchange Commission, Department of Justice, Equal Employment Opportunity Commission, the Occupational Safety and Health Administration, the Department of Labor, the Treasury Department, or other federal and state agencies or foreign governments or government agencies. These information requests or subpoenas may or may not be routine inquiries, or may begin as routine inquiries and over time develop into enforcement actions of various types. The product liability claims are generally covered by various insurance policies, subject to certain deductible amounts, maximum policy limits and certain exclusions in the respective policies or as required as a matter of law. In some cases we may be entitled to indemnification by third parties. We establish reserves sufficient to cover probable losses associated with any such pending claims. We do not expect that the resolution of any pending claims or investigations will have a material adverse effect on our financial condition, results of operations or cash flows. There can be no assurance, however, that future claims or investigations, or the costs associated with responding to such claims or investigations, especially claims and investigations not covered by insurance, will not have a material adverse effect on our financial condition, results of operations or cash flows.

Manufacturers of medical products may face exposure to significant product liability claims. To date, we have not experienced any product liability claims that have been material to our financial statements or financial condition, but any such claims arising in the future could have a material adverse effect on our business or results of operations. We currently maintain commercial product liability insurance of \$25 million per incident and \$25 million in the aggregate annually, which we believe



is adequate. This coverage is on a claims-made basis. There can be no assurance that claims will not exceed insurance coverage, that the carriers will be solvent or that such insurance will be available to us in the future at a reasonable cost.

Our operations are subject, and in the past have been subject, to a number of environmental laws and regulations governing, among other things, air emissions, wastewater discharges, the use, handling and disposal of hazardous substances and wastes, soil and groundwater remediation and employee health and safety. In some jurisdictions environmental requirements may be expected to become more stringent in the future. In the United States certain environmental laws can impose liability for the entire cost of site restoration upon each of the parties that may have contributed to conditions at the site regardless of fault or the lawfulness of the party's activities. While we do not believe that the present costs of environmental compliance and remediation are material, there can be no assurance that future compliance or remedial obligations would not have a material adverse effect on our financial condition, results of operations or cash flows.

In September 2012, Bonutti Skeletal Innovations, LLC, an affiliate of Acacia Research Group, filed a complaint in the United States District Court for the Middle District of Florida against CONMED and certain of its subsidiaries. The Complaint asserts that select CONMED products infringe patents allegedly owned by Bonutti Skeletal Innovations. On the same day that it sued CONMED, Bonutti Skeletal Innovations sued several other orthopedic companies. The Company believed, and continues to believe, that the products in question do not infringe the patents-in-suit, and the Company vigorously defended the claims. In an order and decision dated March 25, 2014, the Court construed eight of the claims asserted in the case in a manner largely adverse to the plaintiff. In addition, on March 11 and March 28, 2014, the United States Patent Office granted CONMED's petitions for inter partes review with respect to two of the patents-in-suit. On April 23, 2014, CONMED and Acacia agreed to settle the claims for a payment by CONMED of \$0.9 million.

During the third quarter of 2013, the FDA inspected our Centennial, CO manufacturing facility and issued a Form 483 with observations on September 20, 2013. We subsequently submitted responses to the Observations, and the FDA issued a Warning Letter on January 30, 2014 relating to the inspection and the responses to the Form 483 Observations. Accordingly, we undertook corrective actions. During the fourth quarter of 2014, the FDA again inspected our Centennial, CO manufacturing facility and, on November 18, 2014, issued a Form 483 with eight observations, three of which the FDA characterized as repeat observations. On December 10, 2014, we responded to the Form 483 Observations. We believe our responses were complete, although the FDA has not yet provided any response or feedback in this regard. The remediation costs to date have not been material, although there can be no assurance that a future inspection by the FDA will not result in an additional Form 483 or warning letter, or other regulatory actions, which may include consent decrees or fines.

#### Note 11 — Other Expense

Other expense for the year ended December 31, consists of the following:

	2014	2013	2012
Administrative consolidation costs	\$ 3,354	\$ 8,750	\$ 6,497
Costs associated with management restructuring	12,546	—	—
Costs associated with shareholder activism	3,966	—	—
Costs associated with purchase of a business	722	—	1,194
Costs associated with patent dispute and other matters	3,374	3,206	1,555
Pension settlement expense	—	1,443	—
Costs associated with purchase of a distributor	—	—	704
Other expense	<u>\$ 23,962</u>	<u>\$ 13,399</u>	<u>\$ 9,950</u>

During 2014, 2013 and 2012, we restructured certain administrative functions and incurred \$3.4 million, \$8.8 million and \$6.5 million, respectively, in related costs consisting principally of severance charges and, for the 2013 year, also included the write-off of certain patents.

During 2014, we incurred \$12.5 million in costs associated with restructuring of executive management. These costs include severance payments, accelerated vesting of stock-based compensation awards, accrual of the present value of deferred compensation and other benefits to our then Chief Executive Officer as defined in his termination agreement; accelerated vesting of stock-based compensation awards to certain members of executive management, consulting fees and other benefits earned as further described in our Form 8-K filing on July 23, 2014.

During 2014, we incurred \$4.0 million in consulting and legal costs associated with shareholder activism.

During 2014 and 2012, we incurred \$0.7 million and \$1.2 million, respectively, in acquisition related costs as further described in Note 16.

During 2014 and 2013, we incurred \$3.4 million and \$3.2 million, respectively in legal and settlement costs. Legal costs for a patent infringement claim that we settled totaled \$1.9 million and \$3.2 million in 2014 and 2013, respectively. The 2014 patent infringement claim costs included \$0.9 million in settlement costs during the first quarter of 2014 as further described in Note 10. The remaining \$1.5 million in 2014 legal costs were associated with a legal matter in which we prevailed at trial and consulting fees.

During 2012, we incurred \$1.6 million in legal costs related to a contractual dispute with a former distributor. The dispute was resolved in the second quarter of 2012.

During 2013, we had a higher level of lump sum withdrawals from pension plan participants. This resulted in an acceleration of the recognition of a portion of our projected benefit obligation and we therefore recorded a pension settlement expense of \$1.4 million. Refer to Note 9 for details.

During 2012, we incurred \$0.7 million in charges associated with the 2011 purchase the Company's former distributor for the Nordic region of Europe.

#### Note 12 — Guarantees

We provide warranties on certain of our products at the time of sale. The standard warranty period for our capital and reusable equipment is generally one year. Liability under service and warranty policies is based upon a review of historical warranty and service claim experience. Adjustments are made to accruals as claim data and historical experience warrant.

Changes in the carrying amount of service and product warranties for the year ended December 31, are as follows:

	<u>2014</u>	<u>2013</u>	<u>2012</u>
Balance as of January 1,	\$ 2,422	\$ 3,636	\$ 3,618
Provision for warranties	3,492	3,061	4,163
Claims made	(3,628)	(4,275)	(4,145)
Balance as of December 31,	<u>\$ 2,286</u>	<u>\$ 2,422</u>	<u>\$ 3,636</u>

#### Note 13 – Fair Value Measurement

We enter into derivative instruments for risk management purposes only. We operate internationally and, in the normal course of business, are exposed to fluctuations in interest rates, foreign exchange rates and commodity prices. These fluctuations can increase the costs of financing, investing and operating the business. We use forward contracts, a type of derivative instrument, to manage certain foreign currency exposures.

By nature, all financial instruments involve market and credit risks. We enter into forward contracts with major investment grade financial institutions and have policies to monitor the credit risk of those counterparties. While there can be no assurance, we do not anticipate any material non-performance by any of these counterparties.

**Foreign Currency Forward Contracts.** We hedge forecasted intercompany sales denominated in foreign currencies through the use of forward contracts. We account for these forward contracts as cash flow hedges. To the extent these forward contracts meet hedge accounting criteria, changes in their fair value are not included in current earnings but are included in accumulated other comprehensive loss. These changes in fair value will be recognized into earnings as a component of sales or cost of sales when the forecasted transaction occurs. The notional contract amounts for forward contracts outstanding at December 31, 2014 which have been accounted for as cash flow hedges totaled \$109.9 million. Net realized gains recognized for forward contracts accounted for as cash flow hedges approximated \$0.6 million, \$0.2 million and \$3.8 million for the years ended December 31, 2014, 2013 and 2012, respectively. Net unrealized gains on forward contracts outstanding which have been accounted for as cash flow hedges and which have been included in other comprehensive income totaled \$3.3 million at

December 31, 2014. It is expected these unrealized gains will be recognized in the consolidated statement of comprehensive income in 2015.

We also enter into forward contracts to exchange foreign currencies for United States dollars in order to hedge our currency transaction exposures on intercompany receivables denominated in foreign currencies. These forward contracts settle each month at month-end, at which time we enter into new forward contracts. We have not designated these forward contracts as hedges and have not applied hedge accounting to them. The notional contract amounts for forward contracts outstanding at December 31, 2014 which have not been designated as hedges totaled \$35.5 million. Net realized losses recognized in connection with those forward contracts not accounted for as hedges approximated -\$0.2 million, -\$0.3 million and -\$2.1 million for the years ended December 31, 2014, 2013 and 2012, respectively, offsetting gains (losses) on our intercompany receivables of -\$0.5 million, -\$0.8 million and \$0.8 million for the years ended December 31, 2014, 2013 and 2012, respectively. These gains and losses have been recorded in selling and administrative expense in the consolidated statements of comprehensive income.

We record these forward foreign exchange contracts at fair value; the following tables summarize the fair value for forward foreign exchange contracts outstanding at December 31, 2014 and 2013:

<b>December 31, 2014</b>	<b>Asset Balance Sheet Location</b>	<b>Fair Value</b>	<b>Liabilities Balance Sheet Location</b>	<b>Fair Value</b>	<b>Net Fair Value</b>
Derivatives designated as hedged instruments:					
Foreign exchange contracts	Prepaid & other current assets	\$ 6,167	Prepaid & other current assets	\$ (971)	\$ 5,196
Derivatives not designated as hedging instruments:					
Foreign exchange contracts	Prepaid & other current assets	44	Prepaid & other current assets	(61)	(17)
Total derivatives		<u>\$ 6,211</u>		<u>\$ (1,032)</u>	<u>\$ 5,179</u>
<b>December 31, 2013</b>	<b>Asset Balance Sheet Location</b>	<b>Fair Value</b>	<b>Liabilities Balance Sheet Location</b>	<b>Fair Value</b>	<b>Net Fair Value</b>
Derivatives designated as hedged instruments:					
Foreign exchange contracts	Other current liabilities	\$ 975	Other current liabilities	\$ (3,172)	\$ (2,197)
Derivatives not designated as hedging instruments:					
Foreign exchange contracts	Other current liabilities	52	Other current liabilities	(78)	(26)
Total derivatives		<u>\$ 1,027</u>		<u>\$ (3,250)</u>	<u>\$ (2,223)</u>

Our forward foreign exchange contracts are subject to a master netting agreement and qualify for netting in the consolidated balance sheets. Accordingly, at December 31, 2014 and December 31, 2013 we have recorded the net fair value of \$5.2 million and -\$2.2 million, respectively, in prepaids and other current assets and other current liabilities, respectively.

**Fair Value Disclosure.** FASB guidance defines fair value and establishes a framework for measuring fair value and related disclosure requirements. This guidance applies when fair value measurements are required or permitted. The guidance indicates, among other things, that a fair value measurement assumes that the transaction to sell an asset or transfer a liability occurs in the principal market for the asset or liability or, in the absence of a principal market, the most advantageous market for the asset or liability. Fair value is defined based upon an exit price model.

**Valuation Hierarchy.** A valuation hierarchy was established for disclosure of the inputs to the valuations used to measure fair value. This hierarchy prioritizes the inputs into three broad levels as follows. Level 1 inputs are quoted prices (unadjusted) in active markets for identical assets or liabilities. Level 2 inputs are quoted prices for similar assets and liabilities in active markets, quoted prices for identical or similar assets in markets that are not active, inputs other than quoted prices that are observable for the asset or liability, including interest rates, yield curves and credit risks, or inputs that are derived principally from or corroborated by observable market data through correlation. Level 3 inputs are unobservable inputs based on our own assumptions used to measure assets and liabilities at fair value. A financial asset or liability's classification within the hierarchy is determined based on the lowest level input that is significant to the fair value measurement. There have been no changes in the assumptions since the acquisition.

**Valuation Techniques.** Assets and liabilities carried at fair value and measured on a recurring basis as of December 31, 2014 consist of forward foreign exchange contracts and contingent liabilities associated with a business acquisition as further described in Note 16. The Company values its forward foreign exchange contracts using quoted prices for similar assets. The most significant assumption is quoted currency rates. The value of the forward foreign exchange contract assets and liabilities were determined within Level 2 of the valuation hierarchy and are listed in the table above.

The business acquisition involves the potential for the payment of future contingent consideration upon the achievement of certain product development milestones and revenue based payments as further described in Note 16. Contingent consideration is recorded at the estimated fair value of the contingent milestone and revenue based payments on the acquisition date. The fair value of the contingent consideration is remeasured at the estimated fair value at each reporting period with the change in fair value recognized as income or expense within selling and administrative expenses in the consolidated statements of comprehensive income. We measure the initial liability and remeasure the liability on a recurring basis using Level 3 inputs as defined under authoritative guidance for fair value measurements. There have been no changes in the assumptions since the acquisition.

The carrying amounts reported in our balance sheets for cash and cash equivalents, accounts receivable, accounts payable and long-term debt approximate fair value.

#### **Note 14 - New Accounting Pronouncements**

In May 2014, the FASB issued Accounting Standards Update ("ASU") No. 2014-09, "Revenue from Contracts with Customers." This ASU is a comprehensive new revenue recognition model that requires a company to recognize revenue when it transfers promised goods or services to customers in an amount that reflects the consideration the company expects to receive in exchange for those goods or services. This ASU is effective for annual reporting periods beginning after December 15, 2016 and early adoption is not permitted. Accordingly, we will adopt this ASU on January 1, 2017. The new standard will become effective beginning with the first quarter of 2017 and can be adopted either retrospectively to each prior reporting period presented or as a cumulative effect adjustment as of the date of adoption. The Company is currently evaluating both the impact of adopting this new guidance on the consolidated financial statements and the method of adoption.

The Company does not believe there are any other new accounting pronouncements that would have a material impact on its financial position or results of operations.

#### **Note 15 – Restructuring**

During 2014, 2013 and 2012 we incurred the following restructuring costs:

	<u>2014</u>	<u>2013</u>	<u>2012</u>
Facility consolidation costs	\$ 5,612	\$ 6,489	\$ 7,052
Termination of a product offering	—	2,137	—
Restructuring costs included in cost of sales	<u>\$ 5,612</u>	<u>\$ 8,626</u>	<u>\$ 7,052</u>
Administrative consolidation changes	\$ 3,354	\$ 8,750	\$ 6,497
Costs associated with management restructuring	12,546	—	—
Restructuring costs included in other expense	<u>\$ 15,900</u>	<u>\$ 8,750</u>	<u>\$ 6,497</u>

During 2014, 2013 and 2012, we continued our operational restructuring plan which includes the consolidation of our Finland operations into our Largo, Florida and Utica, New York manufacturing facilities; the consolidation of our Westborough, Massachusetts operations into our Largo, Florida and Chihuahua, Mexico facilities; and the consolidation of our Centennial, Colorado manufacturing operations into other existing CONMED manufacturing facilities. We believe the consolidation of our Finland and Westborough, Massachusetts operations are substantially complete and our Centennial, Colorado consolidation is to be completed over the next 12 months. We incurred \$5.6 million, \$6.5 million, and \$7.1 million in costs associated with the operational restructuring during the years ending December 31, 2014, 2013 and 2012, respectively. These costs were charged to cost of sales and include severance and other charges associated with the consolidation of our Finland, Westborough, Massachusetts and Centennial, Colorado operations.

As part of our ongoing restructuring, the Company discontinued a patient monitoring product offering and incurred \$2.1 million in costs which were charged to cost of sales during 2013.

Restructuring costs included in other expense are described more fully in Note 11.

We have recorded an accrual in current and other long term liabilities of \$8.3 million at December 31, 2014 mainly related to severance and lease impairment costs associated with the restructuring. Below is a rollforward of the accrual:

Balance as of January 1, 2014	\$ 3,128
Expenses incurred	7,434
Payments made	<u>(2,308)</u>
Balance, December 31, 2014	<u>\$ 8,254</u>

A significant portion of this accrual will be paid out in 2015 and 2016.

## Note 16 – Business Acquisition

On July 30, 2014, the Company purchased the stock of EndoDynamix, Inc., a developer of minimally invasive surgical instruments, for a cash purchase price of \$1.3 million and accrued \$13.9 million in contingent consideration. The fair value of this acquisition included assets of \$9.5 million related to in-process research and development to be amortized over a ten year period and \$7.8 million in goodwill, and liabilities of \$13.9 million related to contingent consideration and \$1.8 million in deferred income tax liabilities. The allocation of purchase price is preliminary and therefore subject to adjustment in future periods. The remaining contingent consideration totaled \$10.1 million as of December 31, 2014. Certain pro-forma and other disclosures are not included because the effects are not material.

On September 24, 2012, we purchased Viking Systems, Inc. ("Viking acquisition") for approximately \$22.5 million in cash. Viking Systems, Inc. developed, manufactured and marketed visualization solutions for minimally invasive surgeries.

The unaudited pro forma statements of operations for the year ended December 31, 2012 are presented below. This pro forma statement of operations has been prepared for comparative purposes only and does not purport to be indicative of the results of operations which actually would have resulted had the Viking acquisition occurred on January 1, 2012, or which may result in

the future.

	<b>2012</b>	
Net sales	\$	774,239
Net income		38,018
Earnings per share:		
Basic	\$	1.34
Diluted		1.33

Net sales of \$3.4 million and a pre-tax loss of \$1.5 million have been recorded in the consolidated statement of comprehensive income for the year ended December 31, 2012 related to the Viking acquisition.

#### Note 17 — Selected Quarterly Financial Data (Unaudited)

Selected quarterly financial data for 2014 and 2013 are as follows:

	<b>Three Months Ended</b>			
	<b>March</b>	<b>June</b>	<b>September</b>	<b>December</b>
<b>2014</b>				
Net sales	\$ 181,941	\$ 188,150	\$ 174,961	\$ 195,003
Gross profit	102,582	101,028	96,414	104,033
Net income	8,626	10,255	1,972	11,339
EPS:				
Basic	.32	.38	.07	.41
Diluted	.31	.37	.07	.41

	<b>Three Months Ended</b>			
	<b>March</b>	<b>June</b>	<b>September</b>	<b>December</b>
<b>2013</b>				
Net sales	\$ 187,014	\$ 192,993	\$ 179,255	\$ 203,442
Gross profit	102,682	102,916	95,424	111,395
Net income	10,492	9,533	5,687	10,227
EPS:				
Basic	.37	.35	.21	.37
Diluted	.37	.34	.20	.36

#### Items Included In Selected Quarterly Financial Data:

##### 2014

##### First Quarter

During the first quarter of 2014, we incurred \$0.9 million in costs associated with the moving of additional product lines to our manufacturing facility in Chihuahua, Mexico; consolidation of our Finland operations into our Largo, Florida and Utica, New York manufacturing facilities; consolidation of our Westborough, Massachusetts operations into our Largo, Florida and Chihuahua, Mexico manufacturing facilities and the consolidation of our Centennial, Colorado manufacturing operations into other existing CONMED manufacturing facilities. These costs were charged to cost of sales – see Note 15.

During the first quarter of 2014, we recorded a charge of \$0.7 million to other expense related to consolidating certain administrative functions - see Note 11 and Note 15.



During the first quarter of 2014, we recorded a charge of \$1.9 million to other expense related to legal costs associated with a patent infringement claim that we settled, including \$0.9 million in settlement costs - see Note 10 and Note 11.

During the first quarter of 2014, we recorded a charge of \$0.6 million to other expense related to consulting and legal costs associated with shareholder activism - see Note 11.

In New York State, corporate tax reform enacted in March 2014 changed the tax rate of a manufacturing company such as CONMED to essentially 0%. Previously recorded New York State net deferred tax assets of \$2.3 million have been written off as a non-cash charge to income tax expense - see Note 6.

## **Second Quarter**

During the second quarter of 2014, we incurred \$1.4 million in costs associated with the moving of additional product lines to our manufacturing facility in Chihuahua, Mexico and the consolidation of our Centennial, Colorado manufacturing operations into other existing CONMED manufacturing facilities. These costs were charged to cost of sales – see Note 15.

During the second quarter of 2014, we recorded a charge of \$0.5 million to other expense related to consolidating certain administrative functions - see Note 11 and Note 15.

During the second quarter of 2014, we recorded a charge of \$1.4 million to other expense related to a legal matter in which we prevailed at trial and consulting fees - see Note 11.

During the second quarter of 2014, we recorded a charge of \$0.9 million to other expense related to consulting and legal costs associated with shareholder activism - see Note 11.

## **Third Quarter**

During the third quarter of 2014, we incurred \$1.4 million in costs associated with the moving of additional product lines to our manufacturing facility in Chihuahua, Mexico and the consolidation of our Centennial, Colorado manufacturing operations into other existing CONMED manufacturing facilities. These costs were charged to cost of sales – see Note 15.

During the third quarter of 2014, we recorded a charge of \$0.6 million to other expense related to consolidating certain administrative functions - see Note 11 and Note 15.

During the third quarter of 2014, we recorded a charge of \$2.4 million to other expense related to consulting and legal costs associated with shareholder activism - see Note 11.

During the third quarter of 2014, we recorded a charge of \$11.0 million to other expense related to costs associated with restructuring of executive management. These costs include severance payments, accelerated vesting of stock-based compensation awards, accrual of the present value of deferred compensation and other benefits to our then Chief Executive Officer as defined in his termination agreement; accelerated vesting of stock-based compensation awards to certain members of executive management and other benefits earned - see Note 11.

During the third quarter of 2014, we recorded a charge of \$0.3 million to other expense associated with the purchase of EndoDynamix, Inc. - see Note 11 and Note 16.

## **Fourth Quarter**

During the fourth quarter of 2014, we incurred \$1.9 million in costs associated with the moving of additional product lines to our manufacturing facility in Chihuahua, Mexico and the consolidation of our Centennial, Colorado manufacturing operations into other existing CONMED manufacturing facilities. These costs were charged to cost of sales – see Note 15.

During the fourth quarter of 2014, we recorded a charge of \$1.5 million to other expense related to consolidating certain administrative functions - see Note 11 and Note 15.

During the fourth quarter of 2014, we recorded a charge of \$0.1 million to other expense related to legal costs - see Note 11.

During the fourth quarter of 2014, we recorded a charge of \$1.5 million to other expense related to costs associated with restructuring of executive management. These costs include accelerated vesting of stock-based compensation awards to certain members of executive management, consulting fees and other benefits earned - see Note 11.

During the fourth quarter of 2014, we recorded a charge of \$0.3 million to other expense associated with the purchase of EndoDynamix, Inc. - see Note 11 and Note 16.

## **2013**

### **First Quarter**

During the first quarter of 2013, we incurred \$1.6 million in costs associated with the moving of additional product lines to our manufacturing facility in Chihuahua, Mexico; consolidation of our Finland operations into our Largo, Florida and Utica, New York manufacturing facilities and consolidation of our Westborough, Massachusetts operations into our Largo, Florida and Chihuahua, Mexico manufacturing facilities. These costs were charged to cost of sales – see Note 15.

During the first quarter of 2013, we recorded a charge of \$1.6 million to other expense related to consolidating certain administrative functions - see Note 11 and Note 15.

During the first quarter of 2013, we recorded a charge of \$0.2 million to other expense related to legal costs associated with a patent infringement claim - see Note 10 and Note 11.

During the first quarter of 2013, we recorded a \$0.3 million loss on the early extinguishment of debt related to write-off of unamortized deferred financing costs under the then existing senior credit agreement - see Note 5.

### **Second Quarter**

During the second quarter of 2013, we incurred \$1.6 million in costs associated with the moving of additional product lines to our manufacturing facility in Chihuahua, Mexico; consolidation of our Finland operations into our Largo, Florida and Utica, New York manufacturing facilities and consolidation of our Westborough, Massachusetts operations into our Largo, Florida and Chihuahua, Mexico manufacturing facilities. These costs were charged to cost of sales – see Note 15.

During the second quarter of 2013, we recorded a charge of \$1.6 million to other expense related to consolidating certain administrative functions - see Note 11 and Note 15.

During the second quarter of 2013, we recorded a charge of \$0.5 million to other expense related to legal costs associated with a patent infringement claim - see Note 10 and Note 11.

### **Third Quarter**

During the third quarter of 2013, we incurred \$1.1 million in costs associated with the moving of additional product lines to our manufacturing facility in Chihuahua, Mexico; consolidation of our Finland operations into our Largo, Florida and Utica, New York manufacturing facilities and consolidation of our Westborough, Massachusetts operations into our Largo, Florida and Chihuahua, Mexico manufacturing facilities. These costs were charged to cost of sales – see Note 15.

During the third quarter of 2013, the Company discontinued a patient monitoring product offering and incurred \$2.1 million in costs which were charged to cost of sales - see Note 15.

During the third quarter of 2013, we recorded a charge of \$3.1 million to other expense related to consolidating certain administrative functions - see Note 11 and Note 15.

During the third quarter of 2013, we recorded a charge of \$1.5 million to other expense related to legal costs associated with a patent infringement claim - see Note 10 and Note 11.

### **Fourth Quarter**

During the fourth quarter of 2013, we incurred \$2.1 million in costs associated with the moving of additional product lines to our manufacturing facility in Chihuahua, Mexico; consolidation of our Finland operations into our Largo, Florida and

Utica, New York manufacturing facilities and consolidation of our Westborough, Massachusetts operations into our Largo, Florida and Chihuahua, Mexico manufacturing facilities. These costs were charged to cost of sales – see Note 15.

During the fourth quarter of 2013, we recorded a charge of \$2.4 million to other expense related to consolidating certain administrative functions - see Note 11 and Note 15.

During the fourth quarter of 2013, we recorded a charge of \$1.0 million to other expense related to legal costs associated with a patent infringement claim - see Note 10 and Note 11.

During the fourth quarter of 2013, we recorded a \$1.4 million pension settlement expense to other expense - See Note 9 and Note 11.

**SCHEDULE II—Valuation and Qualifying Accounts  
(In thousands)**

<b>Column A Description</b>	<b>Column B Balance at Beginning of Period</b>	<b>Column C Additions</b>		<b>Column D Deductions</b>	<b>Column E Balance at End of Period</b>
		<b>Charged to Costs and Expenses</b>	<b>Charged to Other Accounts</b>		
<u>2014</u>					
Allowance for bad debts	\$ 1,384	\$ 517	\$ —	\$ (662)	\$ 1,239
Sales returns and allowance	3,098	252	—	(269)	3,081
Deferred tax asset valuation allowance	—	293	—	—	293
<u>2013</u>					
Allowance for bad debts	\$ 1,203	\$ 421	\$ —	\$ (240)	\$ 1,384
Sales returns and allowance	3,609	398	—	(909)	3,098
Deferred tax asset valuation allowance	—	—	—	—	—
<u>2012</u>					
Allowance for bad debts	\$ 1,183	\$ 530	\$ —	\$ (510)	\$ 1,203
Sales returns and allowance	4,097	317	—	(805)	3,609
Deferred tax asset valuation allowance	—	—	—	—	—

DATED

2014

BETWEEN

CONMED U.K. LIMITED<sup>(1)</sup>

PAT BEYER<sup>(2)</sup>

SERVICE AGREEMENT

CONMED U.K. Limited  
73/74 Shrivenham Hundred Business Park  
Swindon SN6 8TY

**Parties:**

- (1) CONMED U.K. LIMITED a company registered in England and Wales with company number 03535936 whose registered office is situated at 73/74 Shrivenham Hundred Business Park, Swindon SN6 8TY (“we”, “us”, “the Company”)
- (2) PAT BEYER of [The Dial House, St Peter Street, Marlow, Buckinghamshire SL7 1NQ (“you”)]

**1. Definitions and Interpretation**

- 1.1 In this Agreement the following expressions will, unless the context otherwise requires, have the meanings set opposite them:

“Garden Leave”- any period during which the Company exercises its rights under clause 15;

“Group Company” - the Company, its subsidiaries or holding companies from time to time and any subsidiary of any holding company from time to time (for which purpose "holding company" and "subsidiary" shall have the meanings ascribed to them by Section 1159 of the Companies Act 2006 as amended) or any other business controlled by the Company or CONMED Corporation (“CONMED”);

“Termination Date” - the date on which your employment terminates or, if the Company exercises any of its powers under clause 16.1, 12 months immediately before the date such powers are exercised and references to "from the Termination Date" mean from and including the date of termination;

“WTR”- the Working Time Regulations 1998.

- 1.2 In this Agreement:

- 1.2.1 words and expressions defined in the Companies Act 2006, unless the context otherwise requires, have the same meanings when used in this Agreement;
- 1.2.2 any reference to this Agreement or to any other document include any permitted variation or amendment to this Agreement or such other document;
- 1.2.3 the use of the singular includes the plural and vice versa and words denoting any gender will include a reference to each other gender;
- 1.2.4 any reference to a clause or schedule is, except where expressly stated to the contrary, reference to the relevant clause of or schedule to this Agreement;
- 1.2.5 Clauses and schedule headings and the use of bold type are included for ease of reference only and will not limit or affect the construction or interpretation of any provision of this Agreement;
- 1.2.6 any reference to any statute, statutory instrument, order, regulation or other similar instrument (including any EU order, regulation or instrument) will be construed as including references to any statutory modification, consideration or re-enactment of that provision (whether before or after the date of this Agreement) for the time being in force including all instruments, orders or regulations then in force and made under or deriving validity from it;
- 1.2.7 any phrase introduced by the terms ‘include’, ‘including’, ‘in particular’ or any similar expression will be construed as illustrative and will not limit the sense of the words preceding those terms.

**2. Term of Employment and Probationary Period**

- 2.1 Your employment with the Company will begin on [9 December 2014] and this is the date that your continuous employment commences. It shall continue subject to the remaining terms of this Agreement unless or until determined by either you or the Company in accordance with clause 14 or clause 15 below. No employment



with any previous employer counts towards your continuous period of employment with the Company.

### **3. Job Title and Duties**

- 3.1 Your job title is Executive Officer. This does not limit your duties, which may include such duties that would reasonably be expected to fall within this job title together with such other duties, consistent with your status, as may reasonably be assigned to you from time to time. Unless otherwise notified, you will report to Curt Hartman, the CEO of CONMED (“the CEO”) and will be responsible for managing, supervising and overseeing CONMED’s international business.
- 3.2 You are required to devote your full time and attention during normal working hours to the performance of your duties and to act in the best interests of the Company at all times. You may be required to perform services for any Group Company without further remuneration (unless otherwise agreed) and your obligations under this Agreement will equally apply to such Group Company.
- 3.3 You shall act to the best of your abilities, knowledge and expertise and not do or willingly permit to be done anything which harms the interests of the Company. You shall at all times and in all respects promptly and faithfully comply with the proper and reasonable directions of the CEO and will keep the CEO fully and promptly informed (in writing if so required) of your conduct of the business and give the CEO such information relating to the Company and any Group Company to which your duties relate as may be requested from time to time.
- 3.4 You must comply with all rules, regulations, codes of practice, codes of conduct, policies and procedures that relate to the Company or any Group Company and shall use your best endeavours to ensure that the Company and each Group Company complies in all material respects with the rules, procedures, policies and codes of any professional organisation or association of which it is or they are a member.
- 3.5 Without prejudice to the generality of clause 3.3 you shall ensure that the CEO is promptly made aware of:
  - a) any activity, actual or threatened, which might affect the interests of the Company and/or any Group Company;
  - b) any actual, potential, or maturing business opportunity enjoyed by the Company or any Group Company;
  - c) your own misconduct or the misconduct of any agent, employees, officer, or worker of the Company or any Group Company of which you are, or ought reasonably to be, aware;
  - d) any offer of engagement or approach made by a competing business to you or any agent, employee, officer, or worker of the Company or any Group Company of which you are, or ought reasonably to be, aware;
  - e) the intention (whether settled or not) of you or any agent, employee, officer, or worker of the Company or any Group Company who reports directly or indirectly to you to resign from their employment or engagement with the Company or any Group Company and which arises in relation to the business area for which you are responsible.
- 3.6 You will not without the CEO’s prior written consent incur any expenditure, engage or employ any person, dismiss any employee or enter into any commitment, contract or arrangement outside the scope of your normal duties or hold yourself out as having authority to do any of the acts described in this clause.
- 3.7 During your employment (including any period of notice), you will not without first obtaining the CEO’s prior written consent:
  - a) undertake any other paid employment nor carry on or be concerned or interested directly or indirectly whether alone or with any other person in any other trade or business whatsoever, which for the avoidance of doubt shall include the setting up of a company or business (other than as a holder of not more than 5% of the shares or debentures of any company or whose shares are listed on a recognised stock exchange);
  - b) take any steps that are preparatory to competing with the business of the Company or any Group Company other than making a bona fide application for new employment;

c) accept any benefits from third parties or take undeclared profits from your position.

3.8 You confirm that you have disclosed in writing to the CEO all circumstances existing at the date of this Agreement which would require the consent of the CEO under clause 3.7 above and all circumstances in respect of which there is, or may be, a conflict of interest between the Company or any Group Company and you or any of your connected person. You agree to disclose fully to the CEO any such circumstances which may arise during your employment.

#### **4. Employee Warranties**

4.1 You represent and warrant that:

- a) you will not, as a consequence of entering into or performing this Agreement or any other agreements or arrangements made between you and the Company or any Group Company, be in breach of any terms binding upon you of any contract, agreement, undertaking, court order or arrangement with, or any obligation to any third party;
- b) you are entitled to work in the United Kingdom without any additional approvals and will notify the Company immediately if you cease to be so entitled during your employment;
- c) you are not subject to any restriction which will hinder or restrict you from performing any duties which you are or may be required to perform under this Agreement or any other agreements or arrangements made between you and the Company or any Group Company;
- d) you have no unspent criminal convictions;
- e) you will whenever required co-operate fully with all requests for the completion of any form of background check or referencing that may be required by law or otherwise reasonably specified for the performance of your contractual duties;
- f) all of the information that you have provided to the Company, and any third party acting on behalf of the Company, prior to the commencement of your employment is to your knowledge complete, true and up-to-date and you have not deliberately omitted any information relevant to your employment.

#### **5. Place of Work**

5.1 Your normal place of work is the Company's registered office for the time being but the Company reserves the right to require you to work elsewhere in the United Kingdom either temporarily or permanently where reasonably necessary for the purposes of the Company's business.

5.2 It is unlikely that you would be required to work abroad other than for occasional, short, business trips. Should you be required to work abroad for a period of a month or more we will agree with you, in advance, suitable arrangements regarding travel, time away on assignments and time at home. During any such period, with the exception of these agreed arrangements, your normal terms and conditions will remain the same unless varied by agreement.

#### **6. Remuneration and Benefits**

6.1 You will be paid a basic salary of £270,300 per annum, in equal monthly instalments on or before the 24<sup>th</sup> day of every month or as soon thereafter as practicable. Payment will normally be made by credit transfer into a bank account nominated by you.

6.2 You will be eligible for a car allowance paid monthly in equal instalments of £1,000 per month, on or before the 24<sup>th</sup> day of every month or as soon thereafter as practicable. This payment will be subject to any customary tax withholdings.

6.3 You will have a performance review in July each year, at which time the Company will also review your salary. Additional reviews of your performance may take place at the Company's absolute discretion. The Company is under no obligation to increase your basic remuneration at each or any performance review. There will be no

review of salary after either you or the Company has given notice to terminate your employment.

- 6.4 You may participate in the Company's occupational pension scheme (or such other registered pension scheme as may be established by the Company to replace this scheme) subject to the rules of the scheme and the tax reliefs and exemptions available from HM Revenue & Customs, in both cases as amended from time to time. Full details of the Company's pension scheme may be obtained from the HR department. A contracting-out certificate (issued in accordance with Chapter 1 of Part III of the Pension Schemes Act 1993) is not in force in respect of your employment.
- 6.5 The Company may award discretionary bonuses from time to time. Where the Company decides to award a bonus, it will normally be dependent on both your and the Company's performance although the award of any bonus is entirely at the Company's discretion. The award of a bonus in one year does not imply any entitlement in respect of future years and there will be no entitlement to receive any bonus if your employment has terminated or you are under notice of termination at the expected date for payment.
- 6.6 You shall be eligible for death in service cover of a sum equal to at least 3 times your basic annual salary subject to your acceptance of the rules of the applicable scheme run by or in respect of the Company and your being accepted and continuing to be accepted by the scheme.
- 6.7 You shall be eligible to participate in the Company's medical insurance scheme subject to your being accepted and continuing to be accepted by the scheme and your acceptance of the rules of the applicable scheme.
- 6.8 You will be eligible to participate in the Company's long-term disability insurance scheme which provides benefits to employees who have been absent from work due to ill health for a continuous period of 28 weeks and who meet all the other qualifying criteria stipulated by the insurers. Payment of this benefit is subject to compliance with the rules of the scheme in force from time to time. The Company may at its absolute discretion discontinue, vary or amend the scheme at any time without compensation. If you are in receipt of benefits under this scheme you shall not be entitled to any other benefits or remuneration from the Company, save for the other insured benefits specified in this clause 6.8 (subject always to the rules of the applicable scheme).
- 6.9 The Company shall have no liability to continue to pay benefits under any insurance scheme or otherwise unless it receives payment of the benefit from the insurer under the scheme. If the insurer refuses for any reason to provide long-term disability insurance benefits to you the Company shall not be liable to provide you any replacement benefit of the same or similar kind or to pay any compensation in lieu of such benefit.
- 6.10 You are eligible for personal accident and travel insurance subject to your acceptance of the rules of the applicable scheme run by or in respect of the Company and your being accepted and continuing to be accepted by the scheme.
- 6.11 The Company may at its discretion change the provider of any of the benefits under this clause 6 and your continued eligibility for these benefits will be subject always to your acceptance by the provider and subject to the rules of the applicable scheme in force from time to time.
- 6.12 For the avoidance of doubt, on termination of your employment however arising you shall not be entitled to any compensation for the loss of any rights or benefits under any share option, bonus, long-term incentive plan or other profit sharing scheme operated by the Company or any Group Company in which you may participate.
- 6.13 Tax, employee's National Insurance contributions and any other deductions required by law will be deducted from all sums due to you, where appropriate. The Company is also entitled to deduct from your salary or any other payment due to you from the Company any sums owed by you. Such sums include, without limitation, repayment of any loans or advances made to you by the Company, repayment of any excess holiday pay, overpayment of salary or other benefits received by you from the Company and the cost of any damage to or loss of the Company's property caused by you.
- 6.14 On termination of your employment for whatever reason you may be required to pay, at the Company's discretion, any sums owed to the Company as a debt within 30 days of termination.

## 7. Expenses

The Company will reimburse all expenses reasonably incurred by you in the proper performance of your duties, provided that you comply with any policy on expenses issued by the Company from time to time and that you provide the Company with such vouchers/receipts or other evidence of actual payment of such expenses as the Company may reasonably require.

## **8. Normal Hours of Work**

- 8.1 Your normal hours of work are from 9.00 a.m. to 5.00 p.m. Monday to Friday inclusive, and such additional hours without additional remuneration as may be required from time to time for the proper performance of your duties. We reserve the right to vary your hours of work and the starting and finishing times, as we consider necessary to meet the needs of the business.
- 8.2 It is the Company's understanding that, in accordance with Regulation 20 of the WTR your working time is not measured or pre-determined or is determinable by you. Notwithstanding that, to the extent that Regulation 4(1) of the WTR applies to you, you agree in accordance with Regulation 5 of the WTR that the limit of maximum weekly working time set out in Regulation 4(1) of the WTR will not apply to you during your employment. You acknowledge that you may terminate such opt out at any time by giving the Company not less than three months' written notice.

## **9. Holiday Entitlement**

- 9.1 You are entitled, in addition to the eight normal bank or public holidays, to take 28 working days in each holiday year, which runs from 1 January to 31 December. You will be paid your normal basic remuneration during such holidays and will be required to take some holiday during the Christmas holiday period at the Company's discretion.
- 9.2 Effective your first day of employment you will have twenty-eight (28) days. After your first year, you are entitled to one-twelfth of your annual entitlement for each month of service rounded up to the nearest half day. Unless previously agreed with the Company holiday may not be taken during your probationary period.
- 9.3 All proposed holiday dates must be agreed in advance by the CEO and must be taken at a time that is convenient to the Company. You will not normally be permitted to take more than 10 consecutive working days at any one time.
- 9.4 Holiday entitlement unused at the end of the holiday year cannot be carried forward into the next holiday year, unless you have been unavoidably prevented from taking such holiday during the relevant year because of sickness absence or statutory maternity, paternity or adoption leave.
- 9.5 If you are ill while on personally chosen holiday and have a doctor's certificate that confirms the number of days' illness, you will be allowed to take the number of days you were ill as holiday at a later time within the same holiday year.
- 9.6 During any continuous period of absence due to incapacity of one month or more you shall not accrue holiday in accordance with clause 9.5 above but shall instead be entitled to the statutory minimum holiday entitlement specified under the Working Time Regulations.
- 9.7 Subject to clause 9.8, if you have accrued holiday that you have not taken when your employment terminates, you will be paid at the rate of 1/260<sup>th</sup> of annual salary for each day accrued but unused. A deduction will be made from your final salary payment if you have taken holiday that you have not accrued, using the same formula.
- 9.8 If you terminate your employment without the Company's consent before the expiry of the notice required to be given by you pursuant to clause 14.1, or without giving any notice, or if the Company terminates your employment for gross misconduct, you will only be entitled to be paid a nominal sum of £1 in respect of your accrued but untaken holiday.

## **10. Notification of Sickness or Other Absence and Medical Examination**

- 10.1 If you are unable to attend work for any reason and your absence has not previously been authorised by the Company you must inform an appropriate manager at the Company of your absence and the full reasons for it by 9.30 am on each working day of absence, unless you expect to be off for multiple days in which case you should notify the Company on your first day of absence with an indication of how long you expect to be absent. You must keep the Company informed on a regular basis of your progress and the date of your expected return to work.
- 10.2 If you are absent from work on account of sickness or injury for a period of less than seven days (including weekends), you need not produce a medical certificate unless you are specifically requested to do so.
- 10.3 If you are absent from work due to sickness or injury for seven days or more (including weekends) you must provide the Company with a medical certificate or fit note by the eighth day of sickness or injury. Medical certificates must be provided to the Company to cover any continued absence.
- 10.4 Should the Company so require, you shall at the Company's expense undergo a medical examination by a medical practitioner nominated by the Company. The results of such medical examination will be reported to the Company, but your own doctor will be sent a copy of the medical practitioner's report on request. The Company reserves the right to postpone your return to work after a period of absence in respect of which you have provided a sickness certificate or fit note until it has received a report from a medical practitioner confirming that you are fit to return.

## **11. Sick Pay**

- 11.1 If you are absent from work due to sickness, injury or accident and comply with the requirements in this clause 11 and with the provisions of the Company's Sick Pay and Absence policy in force from time to time you will be paid: company sick pay in accordance with clause 11.2; and/or SSP in accordance with the provisions of the applicable legislation.
- 11.2 Company sick pay will be paid for up to a maximum of 26 weeks in any 12 month period and when payable will be as follows:
  - 11.2.1 6 weeks at your normal basic salary (less an amount equal to your SSP), if you have been employed for more than 90 days but less than 1 year;
  - 11.2.2 12 weeks at your normal basic salary (less an amount equal to your SSP), if you have been employed between 1 year and 5 years; and
  - 11.2.3 26 weeks at your normal basic salary (less an amount equal to your SSP) if you have been employed for more than 5 years.
- 11.3 Where a continuing period of sickness absence covers an anniversary of employment, which would otherwise have entitled you to an increased period of company sick pay, the lower entitlement will continue to apply for that episode of sickness absence.
- 11.4 In the first 90 days of your employment, you will not be entitled to any payment other than SSP where this is payable in accordance with the SSP rules.
- 11.5 If your role is eligible for commission or sales bonus, your entitlement (if any) to such payments during periods of sickness absence will be governed by the terms of the commission/bonus policy in force from time to time.
- 11.6 If you are provided with items to enable you to carry out your duties including but not limited to car fuel cards, mobile phones, laptops and Blackberries the Company may at its discretion require you to return these items or to cease using them for any periods during which you are absent through illness or injury.
- 11.7 If you are absent from your duties due to sickness or injury for a period or periods in excess of your maximum company sick pay entitlement the Company shall not be required to pay you any salary or any other form of remuneration apart from any SSP entitlement for the remainder of the period of absence during which your company sick pay entitlement is exhausted. Entitlement to company sick pay for any further periods of absence will be determined according to the amount of sick pay received over a 12 month reference period as specified



in clause 11.2. If the Company at its absolute discretion decides to pay any additional sick pay in excess of your contractual and statutory entitlements, payment made on any one occasion of sickness or illness should not be viewed as setting a precedent for future payments.

- 11.8 Your entitlement (if any) to company pension contributions and car allowance will cease for periods of absence after exhaustion of your company sick pay entitlement. Further information can be found in the company car policy in force from time to time.
- 11.9 If you are absent from work because of illness or incapacity for 12 continuous weeks or an aggregate of 28 weeks or more in any twelve (12) month period the Company has the right to fill your position with a permanent replacement. Should you return to work after your position is filled, the Company will take reasonable steps to find a comparable position if one is available. The right of the Company to terminate your employment under the terms of this Agreement will apply even where such termination would or might cause you to forfeit any entitlement to company sick pay, long term disability payments or any other payments.
- 11.10 If any period of sickness absence is or reasonably appears to be caused by any third party actions in respect of which damages are or may be recoverable, you must immediately notify the Company of that fact and of any claim, compromise, settlement or judgment made or awarded in connection with it and all relevant particulars that the Company may reasonably require. You shall if required cooperate in any related legal proceedings pursue and shall refund to the Company that part of any damage or compensation recovered by you that relates to loss of earnings for the period of sickness absence as reasonably determined by the Company, provided that the amount to be refunded shall not exceed the smaller of the total amount paid to you by the Company in respect of the period of sickness absence or the total amount recovered (net of costs incurred in connection with such recovery).

## **12. Confidentiality**

- 12.1 In this Agreement “Confidential Information” means all information relating to the business, organisation, transactions, finances, processes, specifications, methods, designs, formulae, technologies, business activities, approaches, business models, techniques, contact information on the Company’s database of and concerning the Company and its clients, customers and suppliers, which the Company regards, or could reasonably be expected to regard, as confidential.
- 12.2 Except as authorised or required by your duties you shall keep secret and shall not use or disclose and shall use your best endeavours to prevent the use or disclosure by or to any person of any of the Company’s Confidential Information which comes to your knowledge during your employment. If you misuse or disclose to an unauthorised person confidential information you will be subject to disciplinary action which may result in your dismissal. A serious breach of this clause 12.2 by you may result in your immediate dismissal without notice or pay in lieu of notice.
- 12.3 You agree that Confidential Information includes details of any Relevant Customer (as defined in clause 17.1) whom you have encountered in the course of your employment with the Company and you agree that any such person who is a connection, friend, etc on any social or business networking site or similar on the Internet will be removed as a friend, connection etc no later than the last day of your employment.
- 12.4 The restriction in clause 12.2 shall apply during and after the termination of your employment without any time limit but shall cease to apply to information or knowledge which has in its entirety become public knowledge otherwise than through an unauthorised disclosure or through any breach by you of the restrictions in this clause 12.
- 12.5 The provisions of this clause 12 are without prejudice to your duties and obligations that are also implied into this Agreement at common law.

## **13. Disciplinary and Grievance Procedures**

- 13.1 The disciplinary procedure which applies to you, is contained in the Employee Handbook. If you are dissatisfied with any disciplinary or dismissal decision taken in relation to you, you may appeal in writing to the General Manager of the Company, as further specified in the disciplinary procedure.



- 13.2 If you have a grievance about your employment, you are entitled to raise a complaint in writing to your line manager, or as otherwise specified under the Company's grievance policy, which is contained in the Employee Handbook.
- 13.3 The grievance and disciplinary procedures are not contractually binding on the Company. The Company may alter them, or omit any or all of their stages, when it considers appropriate.
- 13.4 In order to investigate a complaint against you, the Company may at its absolute discretion suspend you from work on full pay and benefits and exclude you from any premises of the Company and any Group Company for so long as it deems necessary to carry out a proper investigation and to hold any appropriate disciplinary hearings and may appoint someone in your absence to perform your duties.
- 13.5 During any period of suspension:
- a) you shall remain an employee of the Company and bound by the terms of this Agreement;
  - b) you shall ensure that the Company knows where you will be and how you can be contacted during each working day (except during any periods taken as holiday in the usual way);
  - c) the Company may require you not to contact or deal with (or attempt to contact or deal with) any officer, employee, consultant, client, customer, supplier, agent, distributor, shareholder, adviser or other business contact of the Company or any Group Company.

#### **14. Notice Period and Termination of Employment**

- 14.1 Either party may terminate the contract by giving to the other six months' written notice.
- 14.2 The Company reserves the right, in its sole and absolute discretion to dispense with the notice required by clause 14.1. In such circumstances, the Company will instead write to you notifying you that your employment will terminate immediately and that it will make a payment to you in lieu of notice of all or the remaining part of any period of entitlement to notice equivalent to your basic salary and the value of contractual benefits in kind excluding any bonus.
- 14.3 The Company may pay any sums due under clause 14.2 in equal monthly instalments until the date on which the notice period referred to at clause 14.1 would have expired if notice had been given. You shall be obliged to seek alternative income during this period and to notify the Company of any income so received. The instalment payments shall then be reduced by the amount of such income.
- 14.4 You shall have no right to receive a payment in lieu of notice unless the Company has exercised its discretion in clause 14.2. Nothing in this clause 14 shall prevent the Company from terminating your employment in breach.
- 14.5 Notwithstanding clause 14.2 you shall not be entitled to any payment in lieu of notice if the Company would otherwise have been entitled to terminate your employment without notice in accordance with clause 15. In that case the Company shall also be entitled to recover from you any payment in lieu (or instalments thereof) already made.

#### **15. Garden Leave**

- 15.1 The Company may, in its absolute discretion, following service of notice to terminate your employment by either party, for all or part of the notice period referred to at clause 14.1:
- a) exclude you from the premises of the Company or any Group Company;
  - b) require you to take any accrued but untaken holiday;
  - c) require you to carry out alternative duties;
  - d) require you to carry out no duties; and/or

- e) instruct you not to contact or deal with (or attempt to contact or deal with) any officer, employee, consultant, client, customer, supplier, agent, distributor, shareholder, adviser or other business contact of the Company or any Group Company,

and during any such period you may not be employed by, or provide services, whether or not paid, to any third party without the consent of the Company and will keep the Company informed of your whereabouts and how you can be contacted during each working day (except during any periods taken as holiday in the usual way).

15.2 During any such period the Company:

- a) will be under no obligation to provide any work to you or vest any powers in you; and
- b) may employ or appoint any other person to carry out your duties and functions and exercise your powers under this Agreement; and
- c) will be entitled to announce to employees, clients or customers, suppliers, agents and consultants and to any other third party that you have been given notice of termination or have resigned (as the case may be).

## **16. Termination Without Notice**

16.1 Notwithstanding the provisions of clause 14, the Company may terminate your employment without notice or payment in lieu of notice:

- a) if you are guilty of gross misconduct and/or negligence in connection with or affecting the business of the Company or any Group Company for which you are required to perform your duties;
- b) in the event of any serious or repeated breach or non-observance by you of any of the terms of this Agreement, or failure by you without reasonable cause to carry out your duties and obligations under this Agreement, having first been notified by the Company in writing of the breach or non-observance and being given a reasonable chance to comply;
- c) if you are convicted of any arrestable criminal offence (other than an offence under the road traffic legislation in the United Kingdom or elsewhere for which a fine or non-custodial penalty is imposed);
- d) if your conduct, whether inside or outside work, brings you or the Company or any Group Company into disrepute or is seriously prejudicial to the interests of the Company or any Group Company;
- e) if any of the warranties set out in clause 4.1 above are found by the Company to be inaccurate, misleading or untrue;
- f) if you become disqualified or disbarred from membership of, or are subject to any serious disciplinary sanction by, any professional or other body, which undermines the confidence of the CEO in your continued employment with the Company;
- g) if you cease to be eligible to work in the United Kingdom.

16.2 Any delay by the Company in exercising any right to terminate summarily under clause 16.1 will not constitute a waiver of that right.

16.3 The proper exercise by the Company of its right of termination under clause 16.1 will be without prejudice to any other rights or remedies which the Company or any Group Company may have against you.

## **17. Restrictive Covenants**

17.1 In this clause 17 the following expressions have the following meanings:

“Competing Business” means any business in the Territory which competes, or proposes to compete, with any business carried on by the Company or any Group Company in which you were involved (other than on a minimal basis) at any time during the Relevant Period or about which you had access to Confidential Information;

“Confidential Information” - the meaning given to it in clause 12 of this Agreement;

“Critical Person” means any person who was an employee, agent, director, consultant or independent contractor employed, appointed or engaged by the Company or any Group Company which you were involved at any time within the Relevant Period who by reason of such employment, appointment or engagement and in particular his/her seniority and expertise or knowledge of Confidential Information is likely to be able to assist or benefit a business in or proposing to be in competition with the Company or any Group Company;

“Relevant Customer” means any person, firm, company or organisation who or which at any time during the Relevant Period is or was:-

- a) in preliminary discussions involving a face-to-face meeting with the Company or any Group Company during the Relevant Period with a view to considering whether the Company, or any Group Company might provide Relevant Products or Services to such person, firm, company or organisation; or
- b) negotiating with the Company, or any Group Company for the sale or supply of Relevant Products or Services; or
- c) a client or customer of the Company or any Group Company for the sale or supply of Relevant Products or Services,

and in each case with whom or which you were directly concerned or connected or of whom or which you had personal knowledge during the Relevant Period in the course of your employment.

“Relevant Period” means the period of 12 months immediately before the Termination Date;

“Relevant Products or Services” means products or services which are of the same kind as or of a materially similar kind to or competitive with any products or services sold or supplied by the Company or any Group Company within the Relevant Period and with which sale or supply you were directly concerned or connected or of which you had personal knowledge during the Relevant Period in the course of your employment with the Company;

“Territory” means any country in which at the Termination Date the Company or any Group Company carries on business or proposes to carry on business.

17.2 You will not, without the prior written consent of the Company, directly or indirectly and whether alone or in conjunction with or on behalf of any other person and whether as a principal, shareholder, director, employee, agent, consultant, partner or otherwise, at any time during your employment or:-

- a) for a period of six months from the Termination Date, be engaged, interested or concerned whether as principal, agent, representative, partner, director, employee, joint venturer, investor, consultant or otherwise in any Competing Business, except that you may hold up to 5% of any class of securities of any company listed on a recognised investment exchange
- b) for a period of six months from the Termination Date, be engaged, concerned or interested in any business which at any time during the Relevant Period has supplied products or services to the Company or any Group Company or is or was at any time during the Relevant Period a Relevant Customer of the Company or any Group Company if such engagement, concern or interest causes or would cause the supplier to cease or materially reduce its supplies to the Company or any Group Company or cause or would cause the Relevant Customer to cease or materially to reduce its orders or contracts with the Company or any Group Company; or
- c) for a period of six months from the Termination Date, so as to compete with the Company or any Group

Company, canvass, solicit or approach or cause to be canvassed, solicited or approached any Relevant Customer for the sale or supply of Relevant Products or Services or endeavour to do so; or

- d) for a period of six months from the Termination Date, so as to compete with the Company or any Group Company, deal or contract with any Relevant Customer in relation to the sale or supply of any Relevant Products or Services, or endeavour to do so; or
  - e) for a period of six months from the Termination Date, solicit, induce or entice away from the Company or any Group Company or, in connection with any business in or proposing to be in competition with the Company or any Group Company, employ, engage or appoint or in any way cause to be employed, engaged or appointed a Critical Person whether or not such person would commit any breach of his or her contract of employment or engagement by leaving the service of the Company or any Group Company; or
  - f) use in connection with any business any name which includes the name of the Company or any Group Company or any colourable imitation of such names.
- 17.3 Whilst the restrictions in this clause 17 are regarded by the parties as fair and reasonable, each of the restrictions in this clause 17 is intended to be separate and severable. If any restriction is held to be unreasonably wide but would be valid if part of the wording (including in particular but without limitation the defined expressions referred to in clause 17.1) were deleted, such restriction will apply with so much of the wording deleted as may be necessary to make it valid.
- 17.4 The parties agree that the periods referred to in sub-clauses 17.2 a), b), c), d), and e) will be reduced by one day for every day during which at the Company's direction and pursuant to clause 15.1 above you have been excluded from the Company's premises and/or have not carried out any duties or have carried out duties other than your normal duties.
- 17.5 If you apply for or are offered a new employment, appointment or engagement, with any other company firm or person, before entering into any related contract, you will bring the terms of this clause 17 to the attention of the third party proposing directly or indirectly to employ, appoint or engage you.
- 17.6 If your employment is transferred to any firm, company, person or entity other than a Group Company (the "New Employer") pursuant to the Transfer of Undertakings (Protection of Employment) Regulations 2006, you will, if required, enter into an agreement with the New Employer containing post-termination restrictions corresponding to those restrictions in this clause 17, protecting the confidential information, trade secrets and business connections of the New Employer.
- 17.7 The obligations entered into by you in this clause 17 are given to the Company for itself and as trustee for each and any Group Company and the Company declares that, to the extent that such obligations relate to any Group Company, the Company holds the benefit of them as trustee.
- 17.8 You will, at the request and expense of the Company, enter into a separate agreement with any Group Company in which you agree to be bound by restrictions corresponding to those restrictions in this clause 17 (or such of those restrictions as the Company deems appropriate) in relation to that Group Company.
- 17.9 The parties confirm that they have entered into the restrictions in this clause 17 having had the opportunity to be separately legally advised. You hereby irrevocably waive any right to claim legal professional or other privilege in respect of such advice.
- 18. Intellectual Property Rights**
- 18.1 You agree to disclose promptly to the Company any invention, improvement, design, process, information, copyright work, trade mark or trade name or get-up made, created or discovered by you during your employment (whether capable of being patented or registered or not and whether or not made or discovered during the term of your employment) in conjunction with or in any way affecting or relating to the business of the Company or capable of being used or adapted for use in or in connection with such business ("Intellectual Property Rights").
- 18.2 You hereby assign (by way of present and future assignment) with full title guarantee all Intellectual Property

Rights to the Company (or any Group Company designated by the Company) including (with effect from their creation) all future rights and waive such rights (including moral rights) as are not capable of being assigned.

- 18.3 You will at the request and reasonable expense of the Company, at any time either during or after your employment give all assistance and do all acts and things as may be in the opinion of the Company necessary or desirable to give the full benefit of clause 18.2 of this Agreement to the Company.
- 18.4 You warrant that you will not, during your employment, infringe the intellectual property rights of another person.
- 18.5 For the avoidance of doubt, the provisions of this clause 0 will remain in full force and effect even if your employment or this Agreement terminates for any reason other than by repudiatory breach of the Company.

## **19. Recorded Material and Company Property**

- 19.1 All notes, memoranda, documents, designs, drawings or other recorded material, whether in written or electronic form and all other materials, including but not limited to the Confidential Information (as defined in clause 12), which may have been made or prepared by you, or at your request, or have come into your possession or under your control in the course of your employment and which relate in any way to the business (including prospective business) or affairs of the Company or of any client, customer, supplier, agent, distributor, sub-contractor or employee thereof shall be deemed to be the property of the Company.
- 19.2 All such material and all property, including any computer equipment (which shall include all cables, cases, disks and related equipment), tablet, mobile telephone and any other electronic device or equipment belonging to the Company that is in your possession or under your control must be returned to the Company upon request, and in any event upon the termination of your employment.
- 19.3 You will co-operate with any request from the Company to provide access (including disclosing passwords) to any equipment of the type referred to in clause 19.2, whether or not owned by the Company (and any website or cloud storage) which contains information or materials relating to the Company or any of its clients, employees or suppliers. You will permit the Company to inspect, copy or remove any material relating to the business of the Company.

## **20. Data Protection**

- 20.1 As your employer, the Company needs to keep information about you and will hold computer records and personnel files containing your personal data. This personal data includes, without limitation, your employment application, references, bank details, performance appraisals, holiday and sickness records, salary reviews and remuneration details and other records which may include sensitive personal data relating to your health and ethnic origin. The Company processes such personal data for personnel, administration, compliance, regulatory and management purposes and to comply with its obligations regarding the processing of employee/worker records. Your right of access to this data is as prescribed by law.
- 20.2 You agree that the Company may process personal data relating to you including, without limitation, sensitive personal data relating to your health and ethnic origin, for personnel, administration, regulatory and management purposes (including the processing of sensitive data for ethnic origin monitoring purposes) and may, when necessary for these purposes or as required by law, make such data available to the following entities:
- a) its advisers;
  - b) parties providing products and/or services to the Company (including, without limitation IT systems suppliers, and pension, benefits and payroll administrators);
  - c) regulatory authorities (including the HM Revenue & Customs and the police);
  - d) any potential purchasers of the Company or its business; and
  - e) group companies,

including all such entities set out in clauses 20.2a)-e) which are located outside the European Economic Area.

## **21. Internet, E-mail and Social Media**

- 21.1 The Company reserves the right at any time to access and monitor e-mail messages sent or received (in whatever form) by you and any messages or information accessed or downloaded by you from the Internet, as well as the contents of any computer provided to you by the Company for the purposes of carrying out your duties. Your privacy cannot therefore be guaranteed. Use of your computer, the e-mail system and access to the Internet is expressly subject to your consenting to this clause 21.
- 21.2 Any inappropriate use of the Company's computer system or equipment, including for viewing pornography or other material which might reasonably be considered offensive, or for gambling or other activities that are not appropriate to the use of business equipment, will be treated as a disciplinary offence which may result in your dismissal.
- 21.3 If you hold any web-based or social media accounts (whether ostensibly for business or social purposes) which substantially relates to your employment with the Company (as opposed to a purely personal account), all data or information held or maintained by you in such account, including connections or contacts, shall be the property of the Company and you must notify the Company of such accounts and regularly update such records including each such account that you open or close and all user details, logins, passwords or similar held by you from time to time in respect of such accounts. You agree to disconnect with any contacts at the request of the Company.

## **22. Ethical Business Conduct**

The Company has a zero tolerance of unethical business practices. You will be required to adhere to the Conmed Corporation Code of Business Conduct and Ethics, a copy of which will be given to you on joining and your attention is also drawn to information concerning the application of the Bribery Act 2010 which is in the Employee Handbook. Breach of Company policies on ethical conduct will be treated as a disciplinary matter and may result in immediate termination of your employment.

## **23. Reconstruction and Amalgamation**

If your employment is terminated at any time by reason of any reconstruction or amalgamation of the Company or any Group Company, whether by winding up or otherwise, and you are offered employment with any concern or undertaking involved in or resulting from the reconstruction or amalgamation on terms which (considered in their entirety) are no less favourable to any material extent than the terms of this agreement, you shall have no claim against the Company or any such undertaking arising out of or connected with the termination.

## **24. Collective Agreements**

There are no collective agreements affecting your terms and conditions of employment.

## **25. Notices**

- 25.1 A notice given to a party under this agreement shall be in writing in the English language and signed by or on behalf of the party giving it. It shall be delivered by hand or sent to the party at the address given in this agreement or as otherwise notified in writing to the other party.
- 25.2 A notice required to be given under this Agreement shall be validly given if sent by e-mail.

## **26. Entire Agreement**

- 26.1 This agreement and any document referred to in it constitutes the entire agreement between the parties and supersedes and extinguishes all previous agreements, promises, assurances, warranties, representations and understandings between them, whether written or oral, relating to its subject matter.
- 26.2 Each party acknowledges that in entering into this agreement it does not rely on, and shall have no remedies in respect of, any statement, representation, assurance or warranty (whether made innocently



or negligently) that is not set out in this agreement.

26.3 Each party agrees that it shall have no claim for innocent or negligent misrepresentation or negligent misstatement based on any statement in this agreement.

26.4 Nothing in this clause 26 shall limit or exclude any liability for fraud.

**27. No Assignment**

Neither this Agreement nor any of the benefits under it will be assignable by you.

**28. Third Party Rights**

No one other than a party to this agreement, except any Group Company, shall have any right to enforce any of its terms.

**29. Non-Waiver**

No failure by the Company or any relevant Group Company to exercise, nor any delay by the Company or any relevant Group Company in exercising, any right, power or remedy under this Agreement will operate as a waiver of that or any other right, power or remedy of the Company or any relevant Group Company nor will any single or partial exercise of any right, power or remedy preclude any other or further exercise of that or any other right, power or remedy.

**30. Variation**

The Company reserves the right to make reasonable changes to these terms and conditions, including reasonable changes to your job function. You will be deemed to accept any such minor changes unless you notify the Company in writing to the contrary.

**31. Applicable Law and Jurisdiction**

This contract shall be governed by and construed in accordance with the laws of England whose Courts shall have exclusive jurisdiction.

SIGNED ON BEHALF  
OF THE COMPANY

NAME IN CAPITALS /s/ Daniel S. Jonas  
Executive Vice President - Legal Affairs & General Counsel

DATE January 7, 2015

I have read, understood and accept the terms and conditions of employment as stated in this document.

SIGNED /s/ Pat Beyer  
BY THE EMPLOYEE Pat Beyer

DATE: December 9, 2014

**CONMED Corporation  
Subsidiaries of the Registrant**

<u>Name</u>	<u>State or Country of Incorporation</u>
Aspen Laboratories, Inc.	Colorado
CONMED Andover Medical, Inc.	New York
CONMED Denmark ApS	Denmark
CONMED Deutschland GmbH	Germany
CONMED Endoscopic Technologies, Inc.	Massachusetts
CONMED Finland Oy	Finland
CONMED France SAS	France
CONMED Italia Srl	Italy
CONMED Linatec Australia PTY Ltd	Australia
CONMED Linatec (Beijing) Medical Appliances Co., Ltd	China
CONMED Linatec Biomaterials Oy	Finland
CONMED U.K. Ltd.	United Kingdom
Consolidated Medical Equipment Company S. de R.L. de C.V.	Mexico
EndoDynamix, Inc.	Delaware
GWH Limited Partnership	Florida
Largo Lakes I Limited Partnership	Delaware
Linatec Corporation	Florida
Linatec Austria GmbH	Austria
Linatec Belgium NV	Belgium
Linatec Canada ULC	Canada
Linatec Europe SPRL	Belgium
Linatec Korea Ltd.	Korea
Linatec Nederland B.V.	Netherlands
Linatec Polska Sp. z.o.o	Poland
Linatec Spain S.L.	Spain
Linatec Sweden AB	Sweden
Viking Systems, Inc.	Delaware

**CONSENT OF INDEPENDENT REGISTERED PUBLIC ACCOUNTING FIRM**

We hereby consent to the incorporation by reference in the Registration Statements on Form S-8 (Nos. 333-74497, 333-78987, 333-90444, 333-124202, 333-136453, 333-145150, 333-162834, 333-168493 and 333-182878) of CONMED Corporation of our report dated February 23, 2015 relating to the consolidated financial statements, financial statement schedule and the effectiveness of internal control over financial reporting, which appears in this Form 10-K.

/s/ PricewaterhouseCoopers LLP  
Boston, Massachusetts  
February 23, 2015

**CERTIFICATION PURSUANT TO  
SECTION 302 OF THE SARBANES-OXLEY ACT OF 2002**

I, Curt R. Hartman, certify that:

1. I have reviewed this annual report on Form 10-K of CONMED Corporation;
2. Based on my knowledge, this report does not contain any untrue statement of a material fact or omit to state a material fact necessary to make the statements made, in light of the circumstances under which such statements were made, not misleading with respect to the period covered by this report;
3. Based on my knowledge, the financial statements, and other financial information included in this report, fairly present in all material respects the financial condition, results of operations and cash flows of the registrant as of, and for, the periods presented in this report;
4. The registrant's other certifying officer and I are responsible for establishing and maintaining disclosure controls and procedures (as defined in Exchange Act Rules 13a-15(e) and 15d-15(e)) and internal control over financial reporting (as defined in Exchange Act Rules 13a-15(f) and 15d-15(f)) for the registrant and have:
  - a) designed such disclosure controls and procedures, or caused such disclosure controls and procedures to be designed under our supervision, to ensure that material information relating to the registrant, including its consolidated subsidiaries, is made known to us by others within those entities, particularly during the period in which this report is being prepared;
  - b) designed such internal control over financial reporting, or caused such internal control over financial reporting to be designed under our supervision, to provide reasonable assurance regarding the reliability of financial reporting and the preparation of financial statements for external purposes in accordance with generally accepted accounting principles;
  - c) evaluated the effectiveness of the registrant's disclosure controls and procedures and presented in this report our conclusions about the effectiveness of the disclosure controls and procedures, as of the end of the period covered by this report based on such evaluation; and
  - d) disclosed in this report any change in the registrant's internal control over financial reporting that occurred during the registrant's most recent fiscal quarter (the registrant's fourth fiscal quarter in the case of an annual report) that has materially affected, or is reasonably likely to materially affect, the registrant's internal control over financial reporting;
5. The registrant's other certifying officer and I have disclosed, based on our most recent evaluation of internal control over financial reporting, to the registrant's auditors and the audit committee of the registrant's board of directors (or persons performing the equivalent functions):
  - a) all significant deficiencies and material weaknesses in the design or operation of internal control over financial reporting which are reasonably likely to adversely affect the registrant's ability to record, process, summarize and report financial information; and
  - b) any fraud, whether or not material, that involves management or other employees who have a significant role in the registrant's internal control over financial reporting.

February 23, 2015

/s/ Curt R. Hartman  
Curt R. Hartman  
President and  
Chief Executive Officer

**CERTIFICATION PURSUANT TO  
SECTION 302 OF THE SARBANES-OXLEY ACT OF 2002**

I, Robert D. Shallish, Jr., certify that:

1. I have reviewed this annual report on Form 10-K of CONMED Corporation;
2. Based on my knowledge, this report does not contain any untrue statement of a material fact or omit to state a material fact necessary to make the statements made, in light of the circumstances under which such statements were made, not misleading with respect to the period covered by this report;
3. Based on my knowledge, the financial statements, and other financial information included in this report, fairly present in all material respects the financial condition, results of operations and cash flows of the registrant as of, and for, the periods presented in this report;
4. The registrant's other certifying officer and I are responsible for establishing and maintaining disclosure controls and procedures (as defined in Exchange Act Rules 13a-15(e) and 15d-15(e)) and internal control over financial reporting (as defined in Exchange Act Rules 13a-15(f) and 15d-15(f)) for the registrant and have:
  - a) designed such disclosure controls and procedures, or caused such disclosure controls and procedures to be designed under our supervision, to ensure that material information relating to the registrant, including its consolidated subsidiaries, is made known to us by others within those entities, particularly during the period in which this report is being prepared;
  - b) designed such internal control over financial reporting, or caused such internal control over financial reporting to be designed under our supervision, to provide reasonable assurance regarding the reliability of financial reporting and the preparation of financial statements for external purposes in accordance with generally accepted accounting principles;
  - c) evaluated the effectiveness of the registrant's disclosure controls and procedures and presented in this report our conclusions about the effectiveness of the disclosure controls and procedures, as of the end of the period covered by this report based on such evaluation; and
  - d) disclosed in this report any change in the registrant's internal control over financial reporting that occurred during the registrant's most recent fiscal quarter (the registrant's fourth fiscal quarter in the case of an annual report) that has materially affected, or is reasonably likely to materially affect, the registrant's internal control over financial reporting;
5. The registrant's other certifying officer and I have disclosed, based on our most recent evaluation of internal control over financial reporting, to the registrant's auditors and the audit committee of the registrant's board of directors (or persons performing the equivalent functions):
  - a) all significant deficiencies and material weaknesses in the design or operation of internal control over financial reporting which are reasonably likely to adversely affect the registrant's ability to record, process, summarize and report financial information; and
  - b) any fraud, whether or not material, that involves management or other employees who have a significant role in the registrant's internal control over financial reporting.

February 23, 2015

/s/ Robert D. Shallish, Jr.

Robert D. Shallish, Jr.

Executive Vice President - Finance and

Chief Financial Officer

**CERTIFICATIONS**  
**PURSUANT TO SECTION 906 OF THE SARBANES-OXLEY ACT OF 2002**  
**(SUBSECTIONS (a) AND (b) OF SECTION 1350, CHAPTER 63 OF TITLE 18, UNITED STATES CODE)**

Pursuant to section 906 of the Sarbanes-Oxley Act of 2002 (subsections (a) and (b) of section 1350, chapter 63 of title 18, United States Code), each of the undersigned officers of CONMED Corporation, a New York corporation (the “Corporation”), does hereby certify that:

The Annual Report on Form 10-K for the year ended December 31, 2014 (the “Form 10-K”) of the Corporation fully complies with the requirements of section 13(a) or 15(d) of the Securities Exchange Act of 1934 and information contained in the Form 10-K fairly presents, in all material respects, the financial condition and results of operations of the Corporation.

Date: February 23, 2015

/s/ Curt R. Hartman  
Curt R. Hartman  
President and  
Chief Executive Officer

Date: February 23, 2015

/s/Robert D. Shallish, Jr.  
Robert D. Shallish, Jr.  
Executive Vice President-Finance and  
Chief Financial Officer







525 French Road | Utica, NY 13502 U.S.A. ©CONMED CORPORATION | 3.15 | 5.5M | Printed in the U.S.A.