



Nelson
Resources
L I M I T E D

And Controlled Entities

ABN: 83 127 620 482

ANNUAL REPORT

For the Year Ended 30 June 2021

For personal use only

CONTENTS

CORPORATE DIRECTORY	1
CHAIRMAN'S LETTER	2
DIRECTORS' REPORT	4
AUDITOR'S INDEPENDENCE DECLARATION	30
CONSOLIDATED STATEMENT OF PROFIT OR LOSS AND OTHER COMPREHENSIVE INCOME	31
CONSOLIDATED STATEMENT OF FINANCIAL POSITION	32
CONSOLIDATED STATEMENT OF CHANGES IN EQUITY	33
CONSOLIDATED STATEMENT OF CASH FLOWS	34
NOTES TO THE FINANCIAL STATEMENTS	35
DIRECTORS' DECLARATION	61
INDEPENDENT AUDITOR'S REPORT	62
ADDITIONAL INFORMATION FOR PUBLIC LISTED COMPANIES	67

CORPORATE DIRECTORY

DIRECTORS

Warren Hallam	Non-Executive Chairman
Adam Schofield	Executive Director
Stephen Brockhurst	Non-Executive Director

SECRETARY

Stephen Brockhurst

REGISTERED AND BUSINESS OFFICE

Level 11, London House
216 St Georges Terrace
Perth WA 6000
Telephone: +61 8 9481 0389
Facsimile: +61 8 9463 6103

WEBSITE & EMAIL

www.nelsonresources.com.au
info@nelsonresources.com.au

STOCK EXCHANGE LISTINGS

Australian Securities Exchange
ASX Code: **NES**

AUDITORS

Criterion Audit Pty Ltd
Suite 2
642 Newcastle Street
Leederville WA 6902

BANKER

National Australia Bank
1232 Hay Street
West Perth WA 6005

LEGAL ADVISORS

Price Sierakowski
Level 24, St Martin's Tower
44 St Georges Terrace
Perth WA 6000

SHARE REGISTRY

Automic Registry Services Pty Ltd
Level 2
267 St Georges Terrace
Perth WA 6000

CHAIRMAN'S LETTER

Dear Shareholders

It is with pleasure that I present to you the fourth Annual Report of Nelson Resources Limited as a listed public company.

Over the last 12 months, the Company has achieved several successes:

The Company has completed a number of geophysical surveys including a high resolution magnetics survey and two large LOUPE EM surveys at the Woodline Project identifying several significant drill targets.

The Company commenced a maiden exploration drilling program at its Grindall project confirming 500m of gold bearing strike within the previously defined 20km long geochemical and geophysical anomaly. This was a combination of Diamond and RC Drilling and has confirmed that the 20km anomaly is mineralised and has delineated a focused target to expand upon and to extend with further drilling. In addition this drilling has also verified that the Company's exploration model at Woodline is working and we can continue to home in on the more highly mineralised zones.

The Company has continued drilling at its Socrates project with the first diamond drilling being completed along with a number of additional RC drill holes. The results have indicated that potential extensions to the North and South are likely.

The Company has built an inhouse drilling and geophysics capability with a view to creating flexibility and to maximise its ability to explore its large tenement portfolio.

The Company has delineated exploration programs for the next 6 -12 months which it believes will produce significant exploration success.

Since listing on the ASX in December of 2017 with 20 km² of tenure, the Company has delivered on its exploration commitments across the Company's portfolio of gold assets within the prolific eastern goldfields' region of WA.

The Company has subsequently built a significant and highly prospective 1682km² of tenure (Granted and Pending). The key focus for the Company is its exciting 1226km² Woodline Project (Granted and Pending) that was previously explored by SIPA Resources, Newmont and MRG Resources.

The Woodline Project is located north of the Fraser Range and is at the southern end of the interpreted Tropicana belt. Total exploration expenditure to date by previous explorers, including Nelson Resources, is approximately \$16m.

CHAIRMAN'S LETTER continued

The exploration to date has identified a greater than 20km long gold geochemical surface and geophysical bedrock anomaly that is placed in the same structural setting as the Tropicana Gold Mine which is 350km north east. The Company believes that the Woodline Project has the potential to deliver several significant gold resources including the potential for a Tropicana scale deposit and it looks forward to continuing the exceptional work undertaken to date.

The Tempest Project has an exciting extension of the gold bearing paleochannel identified from drilling undertaken by IGO/Rumble at the adjoining Thunderstorm project. In addition the Company anticipates that the base metals potential within this project will also be of significant interest.

The Yarri project which lies 12km north of Carosue Dam has had considerable work completed by the Company. This project has delivered some significant gold intercepts, however further work is required to determine the resource potential of the project.

The Fortnum project lies 14km southwest of the Fortnum Mining center and has some exciting historical drilling which requires further interpretation and additional drilling.

I look forward to an exciting year ahead undertaking our proposed drill programs and targeting a potential Tropicana style deposit at our Woodline project and some exciting potential at our Tempest Project.

To you, our shareholders I thank you for your patience and for the support that you have placed in the Board and our team and we look forward to working together and remain focused on delivering shareholder value through our exploration success.

A handwritten signature in blue ink, appearing to read 'Warren Hallam'.

Warren Hallam
Non-Executive Chairman

30 September 2021

DIRECTORS' REPORT

Your Directors submit the annual financial report of the Consolidated Entity for the year ended 30 June 2021.

DIRECTORS

The names of Directors who held office during or since the end of the year:

Warren Hallam	Non-Executive Chairman
Adam Schofield	Executive Director
Stephen Brockhurst	Non-Executive Director

COMPANY SECRETARY

Stephen Brockhurst	Company Secretary
--------------------	-------------------

PRINCIPAL ACTIVITIES

The principal activities of the Consolidated Entity during the year were the exploration and development of natural resources. There have been no other significant changes in the activities of the Consolidated Entity during the year other than matters noted in this report.

REVIEW OF RESULTS

The loss after tax for the year ended 30 June 2021 was \$3,097,367 (2020: \$723,634).

DIVIDENDS

No dividends were paid or declared during the year ended 30 June 2021 (2020: nil).

CORPORATE

Funding

On 9 June 2020 the Company announced a renounceable entitlements issue for the offer of one new share (at a price of \$0.038 each) for every one existing share held on 12 June 2020, with one attaching quoted option, exercisable at \$0.08 and expiring 24 months from issue, for every two new shares subscribed. On 3 July 2020 the Company announced that the offer had closed, raising \$2,007,226. On 7 July 2020 the Company announced that 52,821,762 shares along with 26,410,881 free attaching options exercisable at \$0.08 expiring 7 July 2022 had been issued.

On 7 July 2020 the Company announced that a placement had been undertaken raising \$348,027 from the issue of 9,158,618 shares along with 4,579,275 free attaching options exercisable at \$0.08 expiring 7 July 2022.

On 22 January 2021 the Company announced a capital raising and on 29 January 2021 28,700,535 shares were issued at \$0.075 each, raising \$2,152,540 before costs.

COVID-19 Impacts

COVID-19 has impacted the Company's operations with intrastate restrictions affecting access to staff along with an increase in the associated costs. The Company has and continues to follow all State Government directives in respect to COVID-19 and the Company's operations.

OPERATIONS

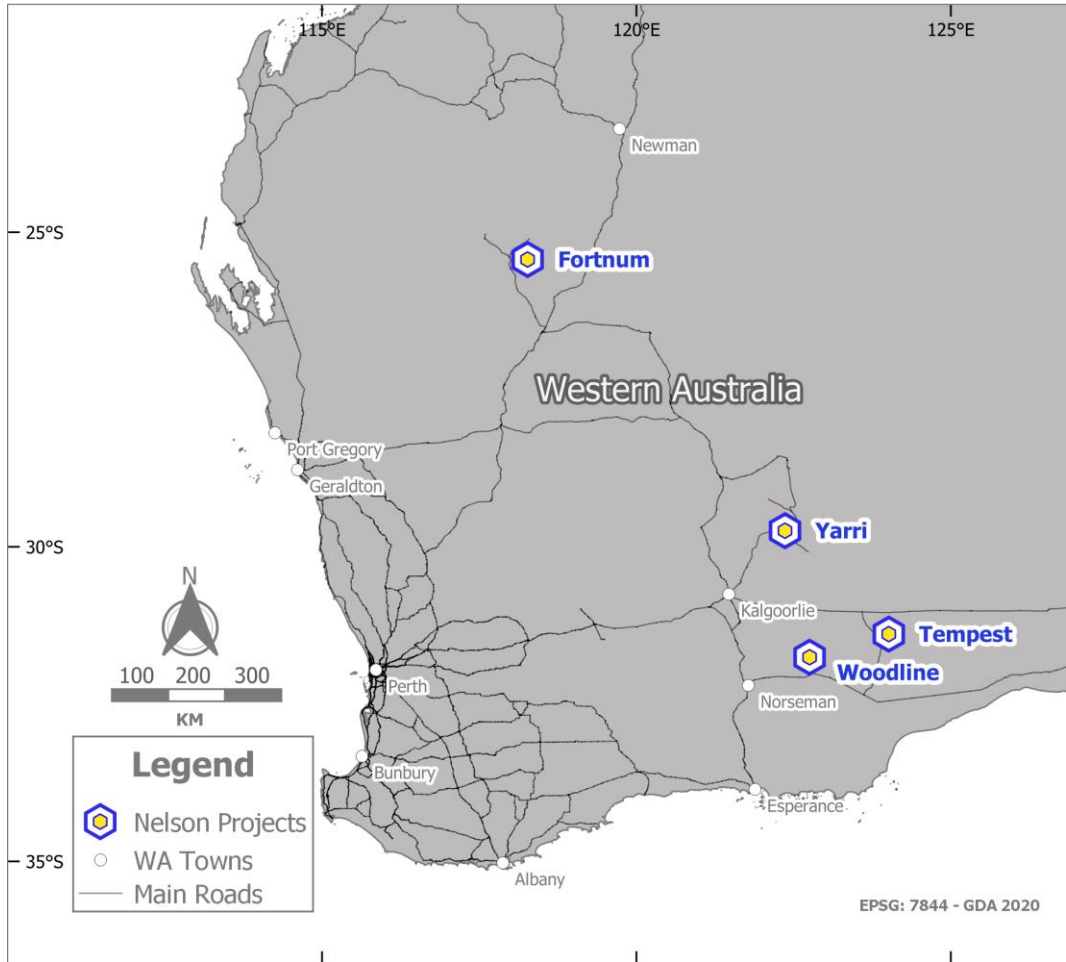


Figure 1 – Project Locations

Project Activity:

Nelson Resources has completed the following work at each of its projects during the year:

Woodline Project (Grindall-Redmill-Harvey & Socrates)

The Woodline Project lies 140km South East of Kalgoorlie and is halfway between the Trans Australia Rail line and the Eyre Highway. The Woodline Project is made up of the Grindall, Redmill, Harvey & Socrates Projects which make up 1226km² of premium Tenure (Figure 2).

During the year, the Company increased its tenure at the Woodline Project to include an additional 20km of the Cundeelee Fault. The Company also conducted the following:

- 2 large Ultra High Resolution Magnetics geophysics surveys
- a number of LOUPE electromagnetic geophysics surveys
- the first inhouse Diamond and RC drilling programs at both Grindall and Socrates

These geophysics and drilling programs have been successful with a number of distinct exploration opportunities being highlighted.

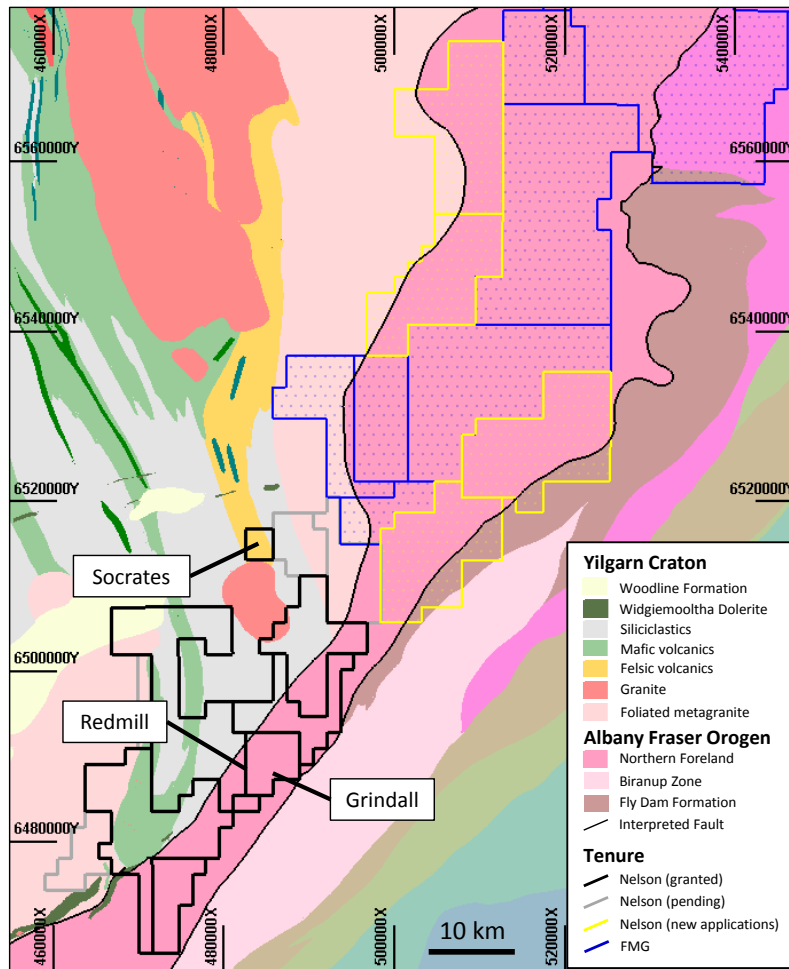


Figure 2: Geology of the Northern Foreland of the Albany Fraser Orogen showing the locations of Nelson’s existing tenure as well as the new tenure applications. Also shown is the granted and pending tenure in the Northern Foreland held by FMG.

Cundeelee Fault (Tropicana Scale Potential)

The Woodline Project now has 65km of the Cundeelee fault within its tenure boundary.

This fault is the boundary between the Albany Fraser Oregon and the Yilgarn Craton. There is a previously identified >20km surface gold geochemical and geophysical bedrock anomaly which is interpreted to be in the hanging wall of the Northern Foreland of the Albany Fraser Oregon which is the same structural setting as the Tropicana Gold Mine. The Grindall and Redmill Prospects are associated with this surface geochemical and bedrock anomaly (Figure 3) which has limited historical drilling.

During the year the Company conducted 400 line kilometres of Ultra High Resolution Ground Magnetics on 20m line spacings at Grindall and Redmill. These surveys successfully identified the target geological units which are interpreted to host the Gold mineralisation that was intersected in previous Sipa/Newmont drilling, which returned 10m @ 1.29g/t Au from 64m, including 1m @ 7.80g/t Au from 71m (TFC010)1 and 12m @ 0.76g/t Au from 64m, including 1m @ 9.14g/t Au from 64m (HEC001).

During the year the Company also utilised the LOUPE electromagnetic ground survey system at Grindall and Redmill with the Company successfully completing a 26.5 line kilometre survey at Grindall and a 55.6 line kilometre survey at Redmill both conducted on 20 meter line spacings. The results for these surveys appear to clearly identify plate conductors that support the Company's exploration targeting model.

During the year the Company received results from its maiden diamond drilling program and RC drilling at Grindall targeting the interpreted shear which is shown to cover a strike length of more than 500m. All of the drilling completed to date has intersected the shear zone and assay results confirmed the shear is mineralised. The drilling has also provided the Company with valuable insights into the Woodline mineral system for the on-going exploration and progression of the project. The results have also confirmed that the Company's targeting methodology is highly effective, with the target mineralised structure intersected in all drill holes completed to date.

Significant geological information that will assist the Company's exploration efforts as a result of this drilling includes:

- Gold mineralisation at Grindall is associated with garnet-biotite gneiss, with all of the mineralisation intersected in the current program being associated with garnet-biotite gneiss.
- Extensive alteration has been observed in the drill core, with silicification of the country rock apparent for the entire length of core. The intensity of the alteration increases with proximity to the mineralised structure, with pervasive silicification immediately adjacent to the mineralised garnet-biotite gneisses.
- Broad zones of sulphides are associated with the alteration, with sulphide abundance increasing in the mineralised biotite-garnet gneiss. The Company will now use its in-house Induced Polarisation geophysical system to improve its targeting of the garnet-biotite gneiss and disseminated sulphides. This technique was also used to directly target the gold mineralisation and assisted with the discovery of the Tropicana deposit.

Assay results received included:

- **GRDD001:** 9m at 0.41 g/t Au from 81m, incl. 0.9m at 1.13 g/t Au from 82.1m and 1m at 1.14 g/t Au from 87m.
- **GRDD002:** 2m at 0.25 g/t Au from 127m and 1m at 0.38 g/t Au from 130.6m.
- **GRR008:** 3m at 0.30 g/t Au from 91m, 2m at 0.43 g/t Au from 101m and 2m at 0.70 g/t Au from 108m.

A location plan for the reported drill results is shown in Figure 4, with cross sections shown in Figure 5, Figure 6 and Figure 7. The Grindall Prospect associated with northeast-striking shear zones and lies at an inflection point, where the shears bend to an east-northeast strike. The shear zone dips at approximately 30 degrees to the southwest and has a thickness of up to 15m and includes up to three intervals of anomalous gold mineralisation.

The Company is encouraged by this initial drilling. On-going exploration at Grindall will now shift to the northeast of the project area, where a surface geochemical anomaly of greater than 50 ppb Au is coincident with the interpreted position of the mineralised shear zone that has been intersected in drill holes (Figure 8).

This drilling supports significant gold intercepts from Sipa/Newmont drilling at Grindall and demonstrates the potential presence of a larger gold system and the potential for a large Tropicana scale discovery.

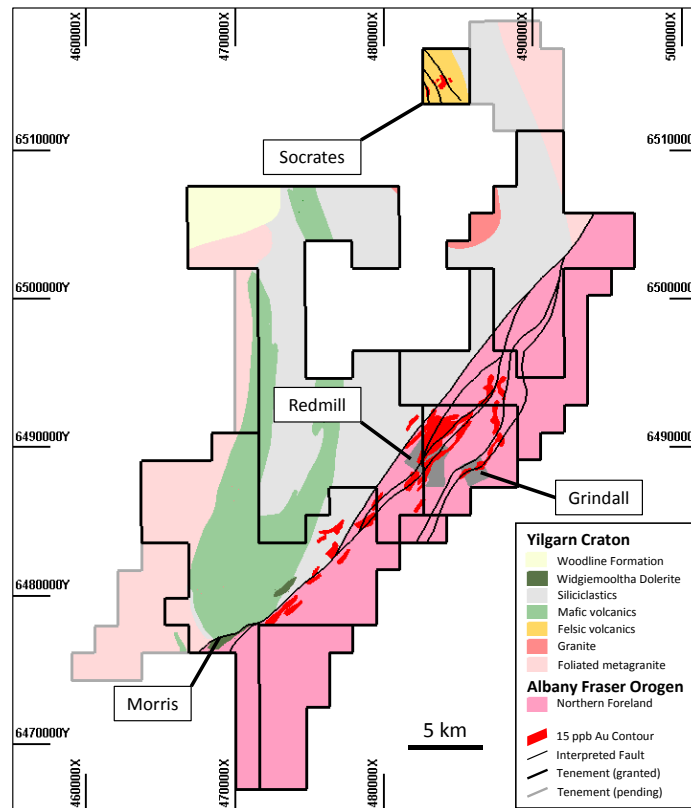


Figure 3: Geology of the Woodline Area showing the locations of the Grindall, Redmill and Socrates Projects as well as the gold surface geochemistry anomaly.

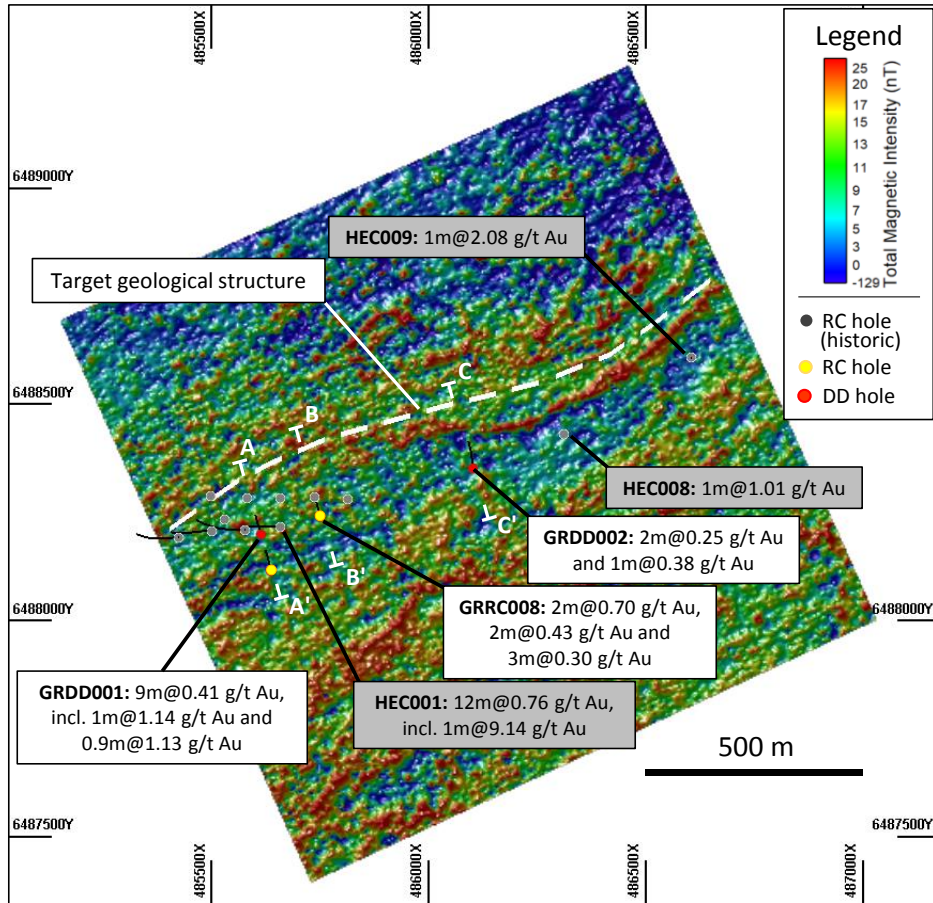


Figure 4: Grindall Total Magnetic Intensity showing the target geological structure (projected to top of bedrock), results from new diamond and RC drill holes and historic RC drill holes. Cross sections A-A', B-B' and C-C' are shown in Figure 5 to Figure 7.

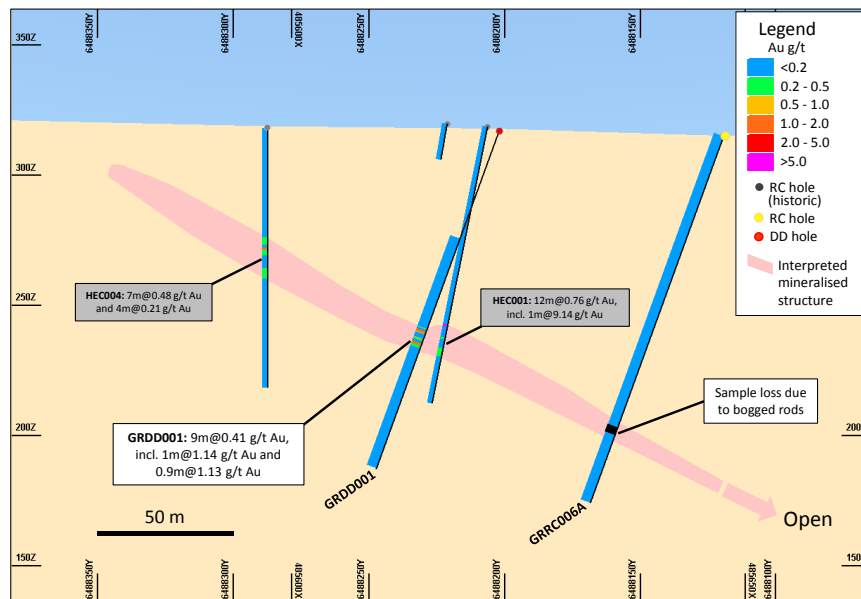


Figure 5: Grindall cross section A-A' showing drill hole results and the interpreted mineralisation. The location of the cross section is shown in Figure 4.

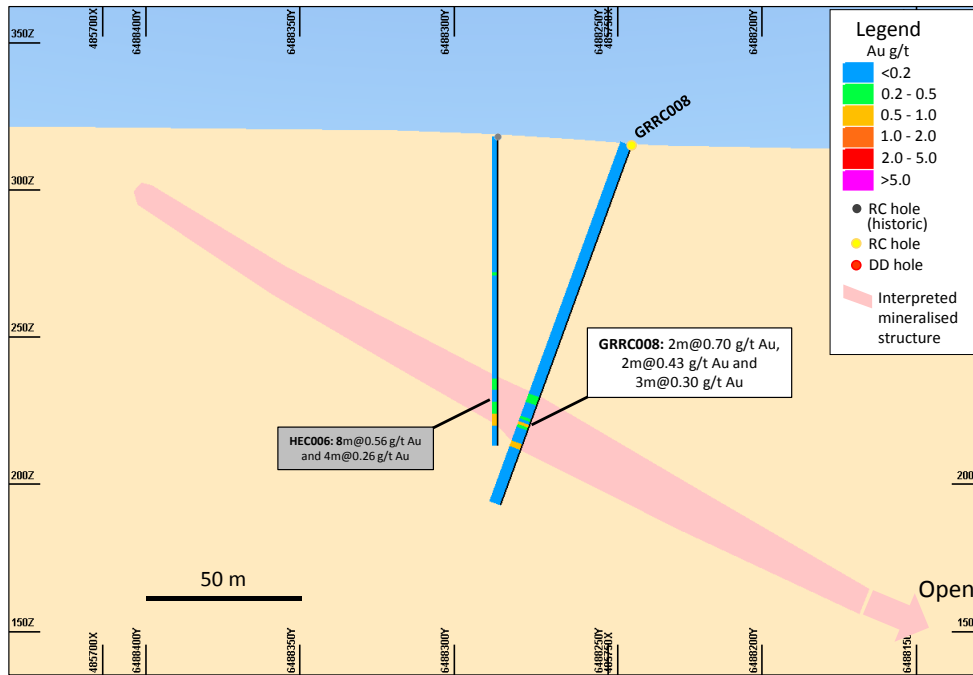


Figure 6: Grindall cross section B-B' showing drill hole results and the interpreted mineralisation. The location of the cross section is shown in Figure 4

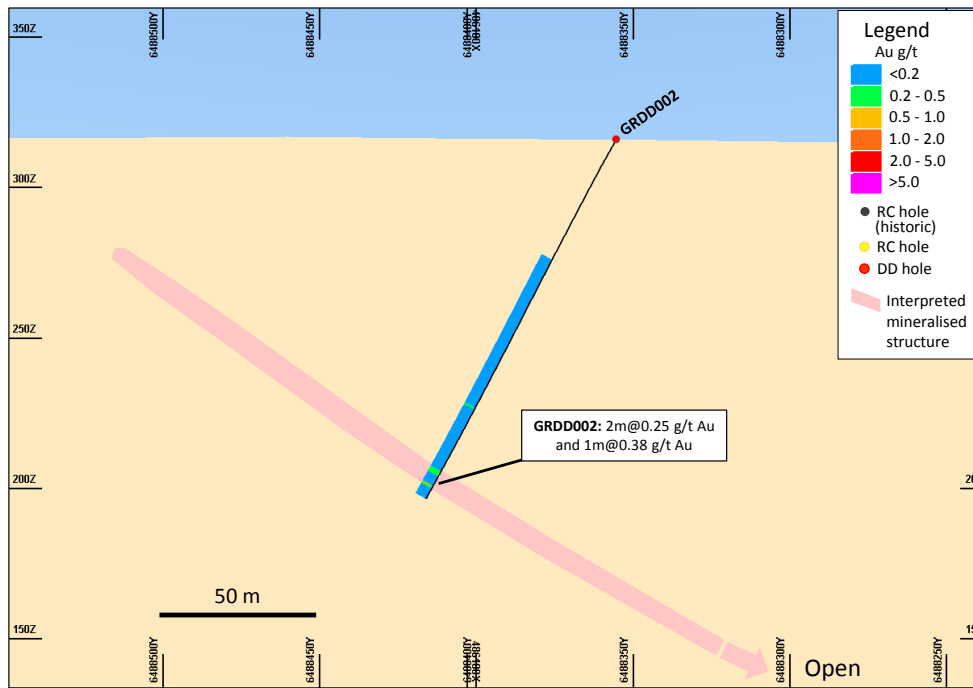


Figure 7: Grindall cross section C-C' showing drill hole results and the interpreted mineralisation. The location of the cross section is shown in Figure 4.

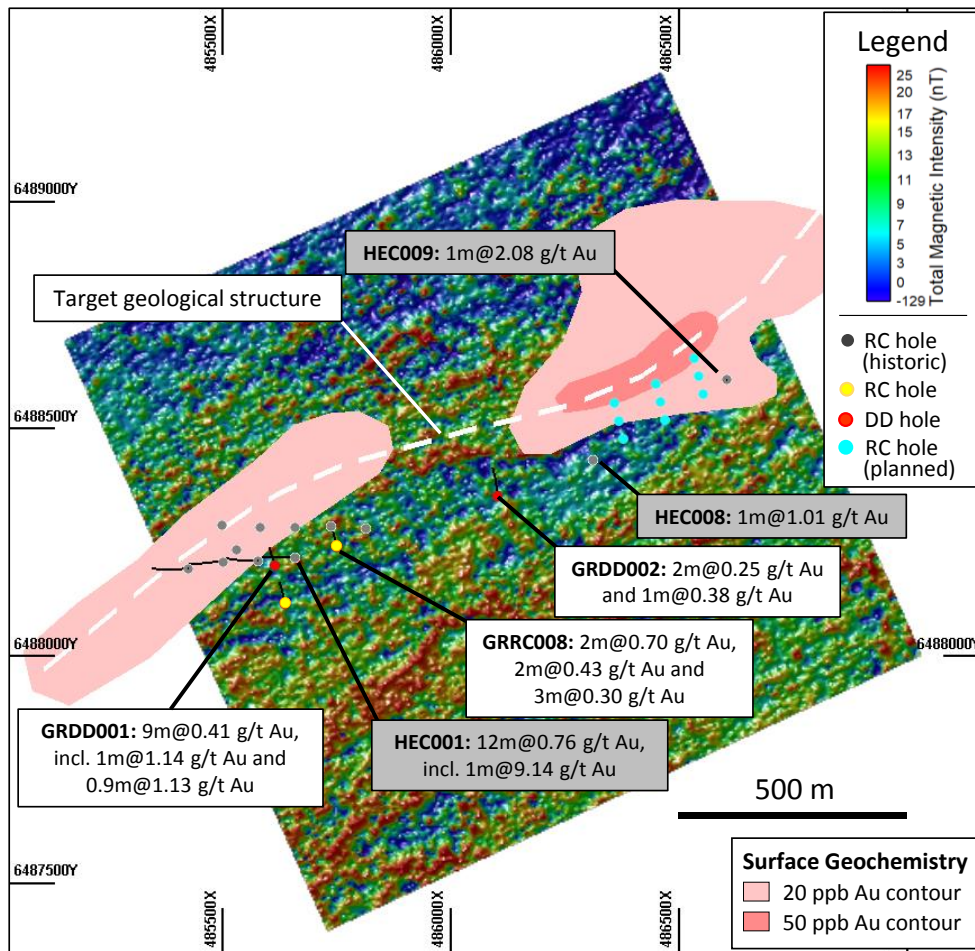


Figure 8: Grindall Total Magnetic Intensity showing the target geological structure, results from recent diamond and RC drill holes and historic RC drill holes as well as the 20 ppb Au and 50 ppb Au surface geochemistry contours and planned RC drilling as part of the Company's on-going exploration and drilling program.

Future Exploration Programs:

Nelson has extensive fieldwork planned at Grindall and Redmill for 2021/2022. This includes:

- Increasing the scale of the drilling program that is already underway at Grindall and Redmill, which includes new drilling in the northeast of the Grindall project area where there is a >50 ppb Au surface geochemistry anomaly.
- Induced Polarisation and additional electromagnetic geophysical surveys to map potential disseminated sulphides at Grindall and Redmill to assist with definition of drill targets.
- Expansion of the Ultra High Resolution Magnetics program to include additional strike on the Cundelee fault.

Claypan Fault (Socrates)

The Socrates project (12km²) is the Company's original Woodline project and had approximately 8400 meters of RC drilling completed prior to the Company's inhouse Diamond and RC drilling programs commencing.

The majority of this drilling has targeted a mineralised zone that currently extends for approximately 350m and is open on strike and down dip. The Company is currently drilling a number of drill fences to the Northern and Southern extensions of the interpreted mineralised zone.

The best gold intercepts currently are:

1m @ 142 g/t Au
192m @ 0.5 g/t Au
8m @ 3.53 g/t Au
25m @ 2.06 g/t Au
5m @ 4.33g/t Au

During the year the Company used the LOUPE electromagnetic ground survey system to complete a 32.1 line kilometre survey at Socrates and a 16.8 line kilometre survey at Socrates West. Both were conducted on 20 meter line spacings. The Company's interpretation of the results of the survey at Socrates appears to demonstrate a potential increase in strike to over 2kms.

During the year field mapping has also identified a potential gold bearing structure at West Socrates which extends for more than 1km. Rock-chip sample results from the surface outcrops of the structure included 0.42 and 0.18 g/t Au demonstrating the structure is gold bearing.

During the year the Company received results from a number of RC drill holes at Socrates including drill hole SDRC133 which returned significant results of 5m at 4.33g/t Au from 47m, including 2m at 9.13g/t Au from 49m (Figure 9, Figure 10). The drill hole is located approximately 100m north of the main area of outcropping mineralisation and approximately 100m south of SDRC041 which returned 7m at 3.00g/t Au from 260m, including 5m at 3.78g/t Au from 262m (refer to ASX announcement 17 September 2018). The intercept was significant in that it confirms the likely continuity of the Socrates mineralisation over a strike length of more than 350m.

A fence of five drill holes, SDRC135 to SDRC139, was completed north of Socrates with the purpose of identifying the position of the host structures below shallow cover and above the interpreted position of the mineralisation at depth. SDRC136 successfully intersection alteration and broad zones of anomalous gold in the interpreted position above the Socrates mineralisation; the anomalous results included 22m at 0.03g/t Au and 14m at 0.03g/t Au. Drill hole SDRC139 has now been extended with a diamond tail completed to extend the drill hole to 300m to target the Socrates mineralisation at depth. Assays are being processed.

On-going drilling at Socrates is also targeting the mineral system extensions to the south, with two fences of drill holes targeting the position of the host structure identified from the surface electromagnetic geophysics survey (refer to ASX announcement 18 December 2020) (Figure 11) and historic geochemistry (Figure 3).

Diamond holes are also underway targeting mineralisation at depth below SDRC133.

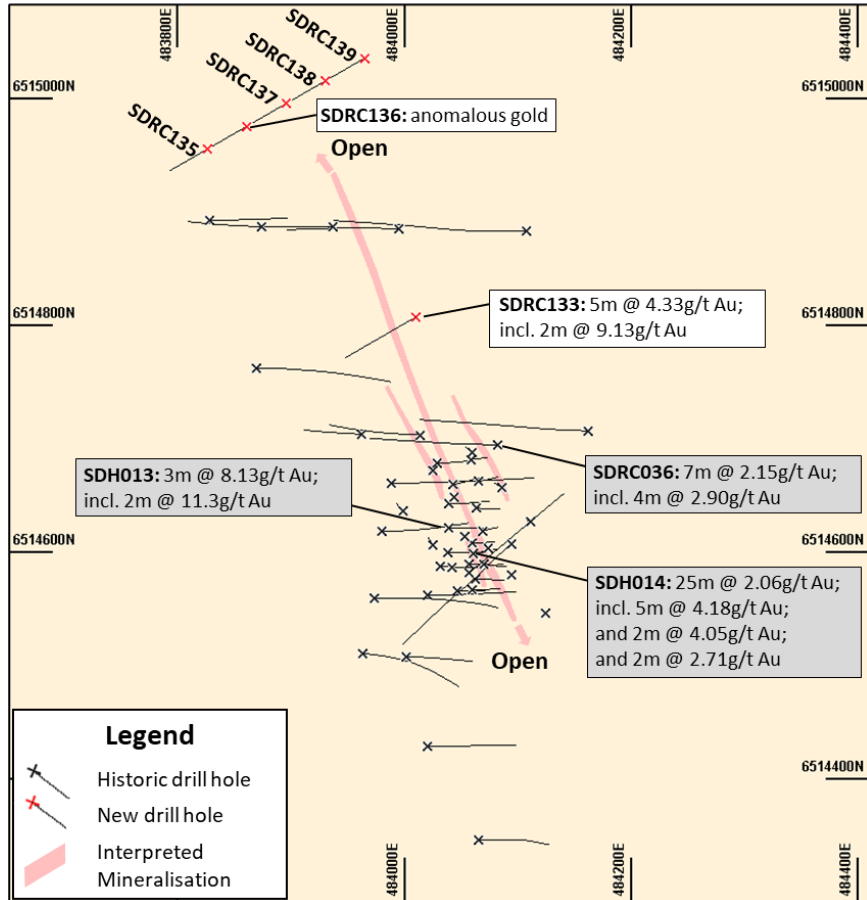


Figure 9: Socrates deposit plan view showing the drill holes and the interpreted position of the mineralisation projected to surface.

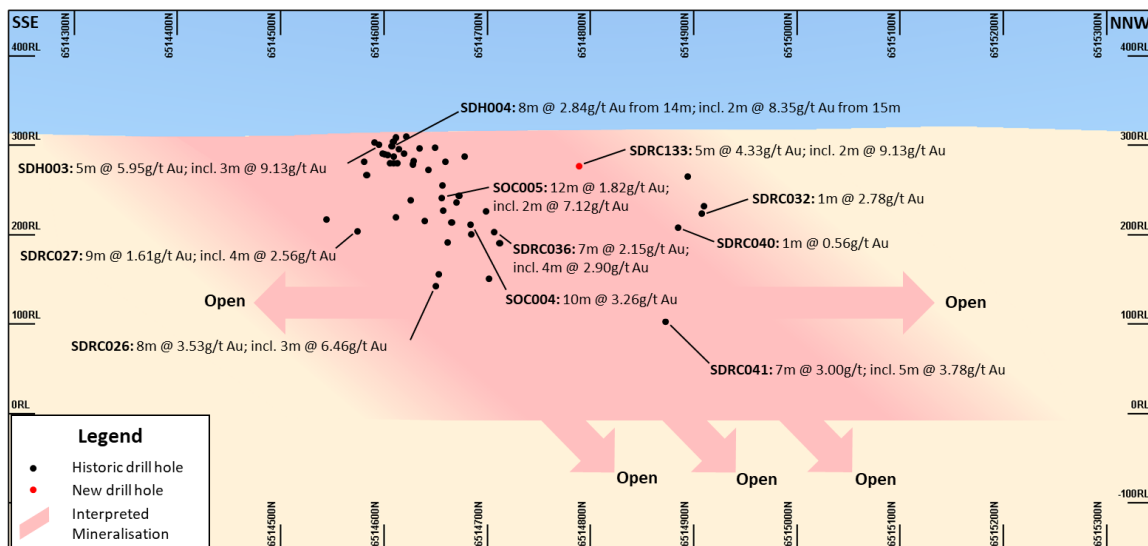


Figure 10: Socrates long section (viewed from the East) showing the all of the drill hole pierce points on the main mineralisation, new drill hole results and selected historic results.

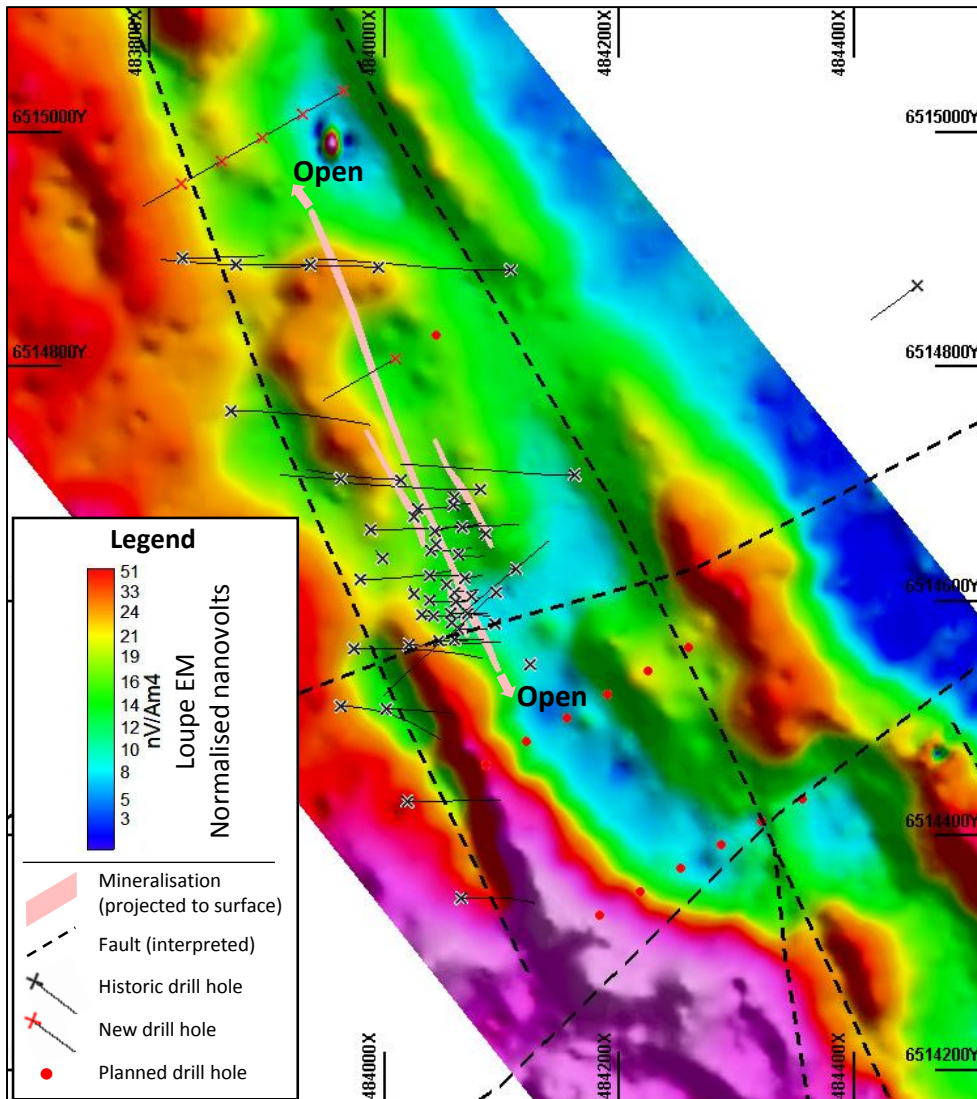


Figure 11: Socrates Loupe surface electromagnetic survey (Channel 10) showing the existing and planned drilling, interpreted faults and interpreted position of the mineralisation projected to surface.

Future Exploration Programs:

Nelson has an extensive fieldwork program planned at Socrates for 2021/2022. This includes:

- Induced Polarisation and additional electromagnetic geophysical surveys to map potential disseminated sulphides at West Socrates to assist with definition of drill targets.
- Drilling down-plunge from the known mineralisation at Socrates as well as testing of targets to the West identified from the recently completed Loupe survey.
- Induced Polarisation and additional electromagnetic geophysical surveys to map the disseminated sulphides at West Socrates to assist with definition of drill targets.

RC Drilling

- West Socrates - Complete two exploration holes targeting shear zone with coincident surface geochemistry and EM anomaly.
- East Socrates - Complete two exploration holes targeting shear zone on western-flank of mag anomaly with coincident surface geochemistry anomaly.
- Socrates Main - Drill southern fences to target structures interpreted from Loupe survey and coincident surface geochemistry anomaly. Planned drilling updated with wider spacing and greater depth extent.

Diamond Drilling

- Socrates Main - Complete two planned holes in the main grade carrying zone. Drill diamond tails on the most eastern fence hole and through the central mineralised zone to determine the mineralisation style and orientations.
- West Socrates - Drill one diamond hole targeting area of known RC grade for structural interpretation. Decision to drill will be based on RC results.

Other

- Conduct Induced Polarisation and additional electromagnetic geophysical surveys to map the disseminated sulphides at West Socrates to assist with definition of drill targets.

Keith-Kilkenny Fault (Norseman - Wiluna Greenstone Belt)

There is approximately 30km of unexplored Greenstones within the Woodline tenure that has had little to no exploration. Shown as mafic volcanics in Figure 3.

The Morris project was previously identified as a surface geochemical Nickel anomaly which the Company has followed up on with an initial geophysics program using the LOUPE electromagnetic ground survey system. The Company successfully completed a 5.8 line kilometre survey at Morris conducted on 20 meter line spacings. The survey results appear to identifying a relatively weak, but near surface conductor (Figure 12). The Company is encouraged by the result, as the rocks in the survey area are likely to be oxidised or partly oxidised, and any near surface sulphide response is expected to be muted.

Future Exploration Programs:

Nelson has extensive fieldwork planned at Morris for 2021/2022. This includes:

- Follow-up surface geochemistry, geophysics and drilling at the Morris nickel prospect. This work will be done in conjunction with on-going exploration at the Company's Tempest gold and nickel project which is located 100 km east of Woodline.

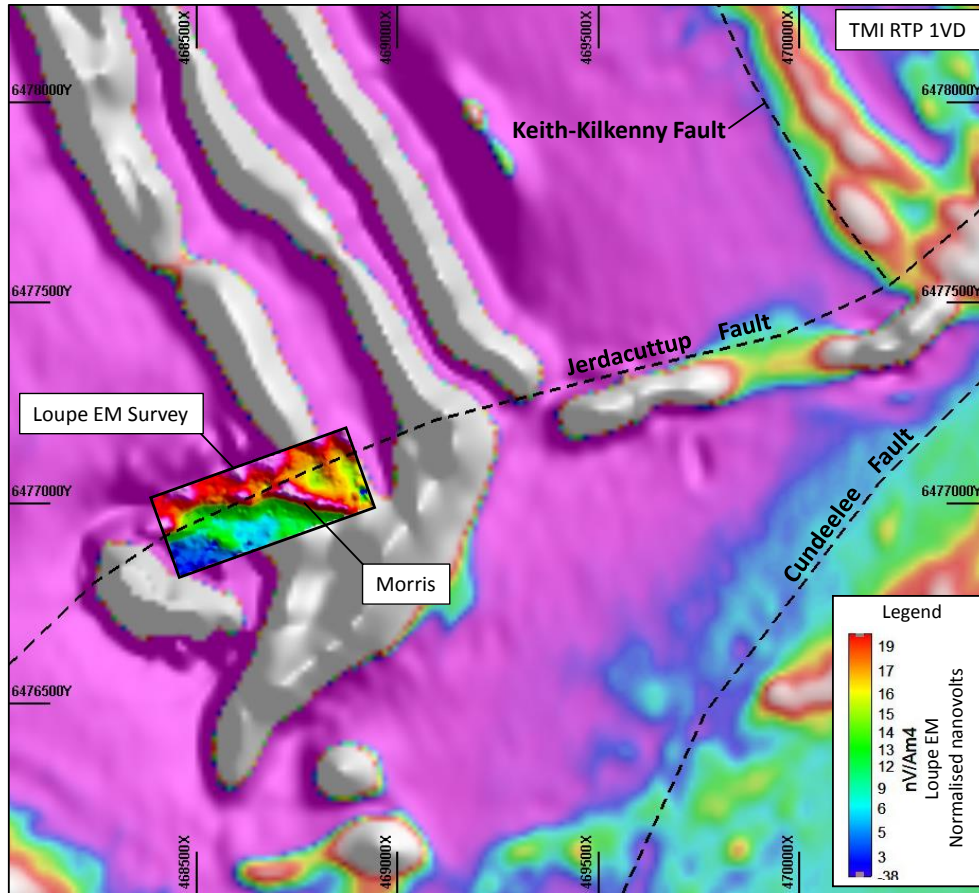


Figure 12: Loupe electromagnetic survey showing the conductor identified at the Morris Prospect as well as the regional total magnetic intensity, reduced to pole, first vertical derivative.

Tempest Project

The Tempest project is located 250km ESE of Kalgoorlie and 90km NE from Nova-Bollinger Mine (Figure 1). It has an area of 105 km² and borders the IGO / Rumble Thunderstorm JV project (Figure 13). Recent drilling at the Thunderstorm JV includes an exceptional intercept of 25m @ 2.42g/t Au at the Themis Prospect and 4m @ 3.8g/t Au at the Pion Prospect (ASX Announcement Rumble Resources 1st July 2019).

The project is located in the Fraser Complex of the Proterozoic Albany-Fraser Orogen and is east of the Archean Yilgarn Craton. Tertiary fluvio-marine sediments associated with the Eucla Basin cover much of the region. The Proterozoic geology is characterised by granulite facies, felsic to mafic gneisses and felsic and mafic schists and intruded granites.

The Tempest project has the potential to host both gold and base metal resources and historical exploration is both limited and early stage.

Historical work completed to date has been unrelated to the anticipated extension of the paleochannel identified at the neighbouring Thunderstorm project.

DIRECTORS' REPORT continued

Within the 2021 period, the Company had intended to conduct the following Geophysics programs:

- 24 km² Photogrammetry Surveys for Centimetre level accurate DEM data;
- 24 km² Ultra High-Resolution Ground Magnetic Surveys for structural data;
- 24 km² Passive Seismic Surveys for cover mapping and structural data.

The Company has only been able to conduct a reduced photogrammetry survey and will role the remaining work over to 2022. This work is intended to map the extent of the paleochannel and define RC drill targets for 2021/2022. Additionally, the Company may look to fly an EM survey to potentially identify and base metal conductors as IGO is currently conducting a large Moving Loop EM program at the Thunderstorm project adjacent to the Tempest project.

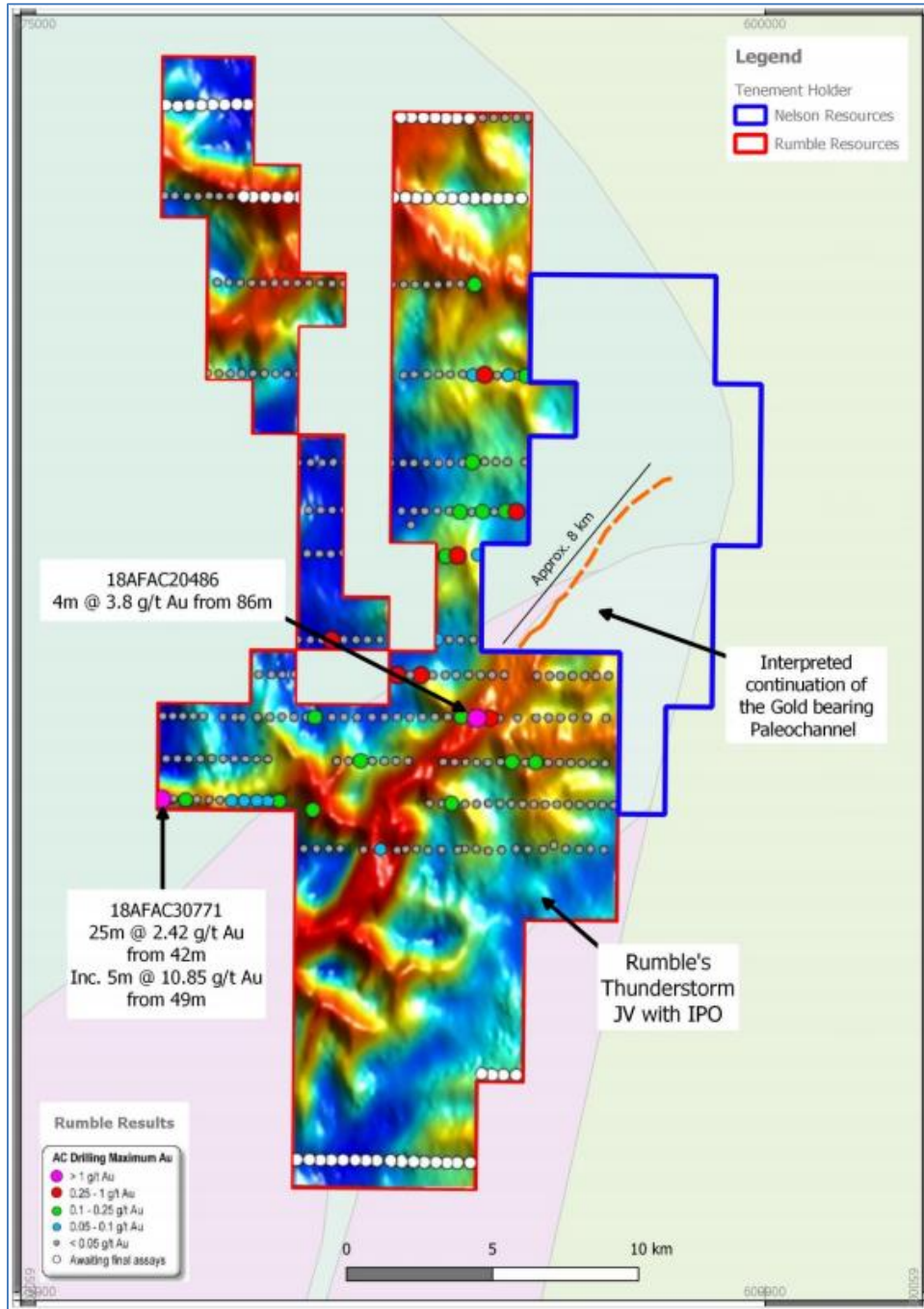


Figure 13. Tempest in relation to Rumble's Thunderstorm JV with IGO

Yarri Project

The Yarri Project lies 160km North East of Kalgoorlie on Edjudina Station and is 30km North of Saracens Carosue Dam Mine and 7.5km East of the Porphyry Mine (Figure 1). Nelson's Yarri project consists of three prospects to the North and East of the historic Yarri State Battery site. The Company's main focus is on the Wallaby line of workings immediately to the East of Yarri, where recent drilling by the Company has returned a number of high grade encouraging drill intersections.

The Wallaby lodes were mined from 1902 to 1914 and from 1934 to 1940 producing 22,000 ounces of gold. The maximum depth of the old workings was to a shallow 35 metres (100 feet) below surface.

The Great Banjo lodes were mined between 1903 and 1905 producing 84.2 ounces of gold from 129 tonnes of ore at an average grade of 20.3g/t.

The Gibberts lodes were also mined between 1903 and 1905 and produced 37.5 ounces from 64.5 tonnes at an average grade of 18.1g/t. No production is documented since this time.

In the region, the Porphyry Mine is located approximately 7.5 kilometres to the West in similar host rocks. It has amassed a resource of approximately 880,000 ounces of gold (production plus defined resource estimates obtained from available literature).

In March the Company completed the rehabilitation of 22 RC holes at Yarri. The Company has elected to keep a number of RC holes open with the intention of potentially extending these holes with Diamond tails. The Company believes the Gold bearing structure may be more steeply dipping than originally anticipated and this may warrant additional drilling.

The Company is also seeking other potential sales and development opportunities for Yarri.

Fortnum Project

The Fortnum project tenement number E52/3695 totals 21km². The Project is located within the Peak Hill Mineral Field, 140km north-west of Meekatharra and approximately 14km southwest of the Fortnum Mining center, in the locality of Billara Bore (Figure 1). The geology of the tenure consists of a fault bounded package of schists derived from the Narracoota and Labouchere Formation constrained by the Despair Granite to the east and Yarlarweelor Gneiss complex to the West.

Thin surficial cover extends over the area, with strong insitu regolith development in the eastern parts of the schist, adjacent to the Despair Granite.

DIRECTORS' REPORT continued

There are four gold mineralisation prospects on the tenure. Billara A, Billara North and Billara South are associated with quartz veining in highly sheared mafic schist adjacent to the contact with the Despair Granite. Billara D is associated with quartz veins in a NNE-trending, biotiterich schist, the Despair Granite, analogous to the Wilthorpe gold mine, 9km to the south. The Company has recently conducted a drone DEM and orthomosaic survey at Fortnum and is assessing potential Joint Venture opportunities for the Fortnum Project.

Happy Jack

The Company has a retained 1% NSR on any future gold production on this tenement.

The Company confirms that it is not aware of any new information or data that materially affects the exploration results included in this report.

Climate Risk

The Company acknowledges that climate change issues could constitute a risk to its operations but has assessed the risks to be low. The largest concern for the Company is water management during its exploration activities and access to site during major rain events. Most of the Company's operations occur in remote areas with scarce access to water and the Company believes that climate change could exacerbate this issue as weather patterns potentially become less predictable. The Company's approach is to be flexible and adaptive in its response to manage this potential issue whilst adding water bores and improving site access to be all-weather.

Key potential vulnerabilities

- Extreme weather events (floods, cyclonic activity, storm activity and bushfires) which could impede the Company's exploration ability; affect occupational health and safety; impact supply chains; damage infrastructure; and increase of unplanned water discharge.
- Sea level rise might impact on the longer-term access to and viability of infrastructure.
- Legislation uncertainty or compliance changes due to climate-related impacts.
- water discharge.

DIRECTORS' QUALIFICATIONS AND EXPERIENCE

The Directors' qualifications and experience are set out below

Current Directors

Director	Details
Warren Hallam	
Qualifications	MSc (Min. Econ), BAppSci (Metallurgy), GradDip (Fin)
Position	Independent Non-Executive Chairman
Appointment Date	1 February 2019
Resignation Date	N/A
Length of Service	2 years 5 months
Biography	Mr Hallam is a Metallurgist and a Mineral Economist and holds a Graduate Diploma in Finance. Mr Hallam has considerable technical, managerial and financial experience across a broad range of commodities being predominantly copper, nickel, tin, gold and iron ore.
Current ASX Listed Directorships	Essential Minerals Limited Kingfisher Mining Limited
Former ASX Listed Directorships	Metals X Limited Capricorn Metals Limited Millennium Minerals Limited
Adam Schofield	
Qualifications	Dip (MechEng)
Position	Executive Director
Appointment Date	7 July 2016
Resignation Date	N/A
Length of Service	4 years 11 months
Biography	Mr Schofield is an Executive Director with over 21 years experience in the resources sector in Africa and Australia. He is a Mechanical Engineer with significant experience in conducting feasibility studies and taking projects from feasibility stage into operations. Mr Schofield has an extensive experience in gold, mineral sands, iron ore and copper.
Current ASX Listed Directorships	Heavy Minerals Limited Kingfisher Mining Limited
Former ASX Listed Directorships	N/A

DIRECTORS' REPORT continued

Stephen Brockhurst	
Qualifications	BCom
Position	Independent Non-Executive Director
Appointment Date	1 February 2019
Resignation Date	N/A
Length of Service	2 years 5 months
Biography	Mr Brockhurst has over 19 years experience in the finance and corporate advisory industry and has been responsible for the due diligence process and preparation of prospectuses on a number of initial public offers. His experience includes corporate and capital structuring, corporate advisory and company secretarial services, capital raising, ASX and ASIC compliance requirements. Mr Brockhurst has served on the board and acted as Company Secretary for numerous ASX listed companies. He is currently Company Secretary for numerous ASX listed companies.
Current ASX Listed Directorships	Estrella Resources Limited Kingwest Resources Limited Locksley Resources Limited
Former ASX Listed Directorships	Roto-Gro International Limited

COMPANY SECRETARY

Company Secretary	Details
Stephen Brockhurst	
Position	Company Secretary
Appointment Date	22 June 2017
Resignation Date	N/A

MEETINGS OF DIRECTORS

The number of meetings held during the year and the number of meetings attended by each Director was as follows:

	Board	Audit & Risk Management Committee	Nomination & Remuneration Committee
Number of Meetings Held	6	2	2
Number of Meetings Attended:			
Warren Hallam	6	2	2
Adam Schofield	6	2	2
Stephen Brockhurst	6	2	2

The Consolidated Entity does not have an Audit, Remuneration or Nomination Committee with the full Board carrying out the functions that would otherwise be dealt with by such Committees. All Directors were eligible to attend all Board Meetings held when they were in office.

For personal use only

SHARE OPTIONS

As at the date of this report, there were 15,189,458 unquoted options of varying exercise prices and expiry dates and 33,299,895 quoted options exercisable at \$0.08 expiring 7 July 2022 and 24,409,408 quoted options exercisable at \$0.08 expiring 17 August 2023 over ordinary shares on issue that have been issued.

SHARES ISSUED AS A RESULT OF THE EXERCISE OF OPTIONS

During the year, 470,515 shares were issued as a result of the exercise of the options.

REMUNERATION REPORTIntroduction

The Directors present the Remuneration Report for the Consolidated Entity for the year ended 30 June 2021. This Remuneration Report forms part of the Directors' Report in accordance with the requirements of the Corporations Act 2001 and its regulations. For the purposes of this report, Key Management Personnel ("KMP") of the Consolidated Entity are defined as those persons having authority and responsibility for planning, directing and controlling the major activities of the Company and the Consolidated Entity, directly or indirectly, including any director (whether executive or otherwise) of the Parent Entity.

Remuneration Policy

The Company Constitution provides that the remuneration of non-executive Directors will be not more than the aggregate fixed sum determined by a general meeting. The aggregate remuneration for non-executive Directors has been set at an amount not to exceed \$250,000 per annum. The remuneration of executive Directors will be fixed by the Directors and may be paid by way of fixed salary or consultancy fee.

Remuneration Report Approval at FY2021 AGM

The remuneration report for the period ended 30 June 2021 will be put to shareholders for approval at the Company's AGM which will be held during November 2021.

Details of Remuneration

Details of the remuneration of the Directors, other key management personnel of the Consolidated Entity and specified executives of the Consolidated Entity for the years ended 30 June 2021 and 30 June 2020 respectively are set out on the following tables:

	Year	Fixed				STI	LTI	Total	Proportion of Remuneration		
		Salary fees and leave \$	Other Fees \$	Termination Payment \$	Super-annuation \$	Incentive Payments \$	FV Securities \$	\$	Fixed %	STI %	LTI %
Non-Executive Directors											
Warren Hallam	2021	72,000	-	-	6,840	-	76,500 ¹	155,340	51%	-	49%
	2020	72,000	-	-	6,840	-	-	78,840	100%	-	-
Stephen Brockhurst	2021	52,560	-	-	-	-	76,500	129,060	59%	-	41%
	2020	52,560	-	-	-	-	-	52,560	100%	-	-
Total Non-Executive Directors	2021	124,560	-	-	6,840	-	153,000	284,400	54%	-	46%
	2020	124,560	-	-	6,840	-	-	131,400	100%	-	-
Executive Directors											
Adam Schofield	2021	208,050	50,000 ²	-	-	-	316,200 ³	574,250	55%	-	45%
	2020	164,250	-	-	-	-	-	164,250	100%	-	-
Total Executive Directors	2021	208,050	50,000	-	-	-	316,200	574,250	55%	-	45%
	2020	164,250	-	-	-	-	-	164,250	100%	-	-

¹ On 15 September 2020 the Company granted 1,500,000 unlisted options exercisable at \$0.0907 each, expiring 14 September 2023 each to Warren Hallam and Stephen Brockhurst under the Amended Employee performance Rights and Options Plan as approved by shareholders at the 15 September 2020 shareholder meeting. The fair value of \$0.051 was calculated using the share price at grant date of \$0.07, a risk free interest rate of 0.24% and a volatility of 137%.

² On 6 July 2020 the Board approved a cash bonus of \$50,000 for Adam Schofield.

³ On 15 September 2020 the Company granted 3,000,000 unlisted performance rights, expiring 14 September 2023 to Adam Schofield under the Amended Employee performance Rights and Options Plan. Refer to the Notice of Annual General Meeting, dated and released on the ASX platform on 14 August 2020 for the terms and conditions of the performance rights. On 15 September 2020 the Company granted 5,000,000 unlisted options exercisable at \$0.0907 each, expiring 14 September 2023 to Adam Schofield under the Amended Employee performance Rights and Options Plan as approved by shareholders at the 15 September 2020 shareholder meeting. The fair value of \$0.051 was calculated using the share price at grant date of \$0.07, a risk free interest rate of 0.24% and a volatility of 137%. The valuation of \$61,200 was calculated using the share price on the issue date of \$0.072, the Milestone 2 probability was 25% and the Milestone 3 probability is 20%.

Consultancy Agreements

Adam Schofield is engaged as an executive director pursuant to a consultancy agreement with the Company. The consultancy agreement commenced on 1 April 2017 and will continue until it is terminated in accordance with its terms. In his role as executive director, Adam Schofield will, among other things:

- act with professional skill with a view to promoting, advancing and improving the business of the Company;
- implement strategic and tactical plans of the Company;
- review and initiate continuous improvement in support and administrative functions;
- use best endeavours to achieve the corporate objectives of the Company;
- formulate strategies to promote and improve the financial performance of the Company;
- and
- advise the Board in relation to all relevant issues affecting the Company and its performance.

Either party may terminate the agreement without cause by providing the other party with no less than 3 months' written notice. The Company may terminate the agreement by summary notice to Adam Schofield with cause in circumstances considered standard for agreements of this nature in Australia. The agreement is otherwise on terms and conditions considered standard for agreements of this nature in Australia. The terms of the agreement were further modified effective 1 July 2020, increasing the remuneration to \$208,050 per annum.

Stephen Brockhurst is engaged as a non-executive director pursuant to a consultancy agreement with the Company. The consultancy agreement commenced on 1 February 2019 and will continue until it is terminated in accordance with its terms. For his role as a non-executive director, the Company will pay Stephen Brockhurst a fee of \$52,560 per annum.

Share Based Compensation

The share based compensation during the year is detailed in the Directors' Interests and Benefits and Remuneration tables.

No ordinary shares in the Company were provided as a result of an exercise of remuneration options to Directors and other key management personnel of the Consolidated Entity in this or the previous reporting period.

Related Party Transactions

Effective 26 February 2021 the Company entered into a sub-lease agreement with Kingfisher Mining Limited (a company of which both Warren Hallam and Adam Schofield are directors) for the occupancy of its premises. The transaction was on an arm's length term, expiring 31 December 2024.

Effective 1 March 2021 the Company entered into a drilling agreement with Kingfisher Mining Limited (a company of which both Warren Hallam and Adam Schofield are directors) for the provision of drilling services. The transaction was on an arm's length term.

During the year the Company paid \$105,209 in company secretarial and accounting fees to Mining Corporate Pty Ltd, a company of which Stephen Brockhurst is a director.

Directors' Interests and Benefits

The movement during the reporting period in the number of fully paid ordinary shares of the Company held directly, indirectly or beneficially, by each Director or key management personnel, including their personally-related entities is as follows:

Director	No. Shares Held at 30 June 2020	On-Market Purchases	Conversion of Performance Rights	Other Changes	No. Shares Held at 30 June 2021	No. Shares Held at Date of this Report
Warren Hallam						
Directly	-	-	-	-	-	-
Indirectly	-	-	-	1,315,788 ⁴	1,315,788	1,691,726
Adam Schofield						
Directly	75,000	-	1,500,000	1,390,789 ⁴	2,965,789	3,813,156
Indirectly	-	-	-	175,000 ⁴	175,000	225,000
Stephen Brockhurst						
Directly	-	-	-	-	-	-
Indirectly	-	-	-	1,315,789 ⁴	1,315,789	2,223,642
Total	75,000	-	1,500,000	4,197,366	5,772,366	7,953,524

The movement during the reporting period in the number of options over ordinary shares of the Company held directly, indirectly or beneficially, by each Director or key management personnel, including their personally-related entities is as follows:

Director	No. Options Held at 30 June 2020	Grant of Options	Exercise of Options	Other Changes	No. Options Held at 30 June 2021	No. Options Held at Date of this Report
Warren Hallam						
Directly	-	-	-	-	-	-
Indirectly	-	1,500,000 ⁵	-	657,894 ⁴	2,157,894	2,345,862
Adam Schofield						
Directly	2,500,000	5,000,000 ⁵	-	695,395 ⁴	8,195,395	8,619,078
Indirectly	-	-	-	87,500 ⁴	87,500	112,500
Stephen Brockhurst						
Directly	-	-	-	-	-	-
Indirectly	-	1,500,000 ⁵	-	657,895 ⁴	2,157,895	2,611,821
Total	2,500,000	8,000,000	-	2,098,684	12,598,684	13,689,261

⁴ Take up of entitlements in the 7 July 2020 entitlements issue.

⁵ On 15 September 2020 the Company granted 8,000,000 unlisted options exercisable at \$0.0907 each, expiring 14 September 2023 to all Directors under the Amended Employee performance Rights and Options Plan as approved by shareholders at the 15 September 2020 shareholder meeting. The fair value of \$0.051 was calculated using the share price at grant date of \$0.07, a risk free interest rate of 0.24% and a volatility of 137%.

DIRECTORS' REPORT continued

The movement during the reporting period in the number of performance rights of the Company held directly, indirectly or beneficially, by each Director or key management personnel, including their personally-related entities is as follows:

Director	No. Performance Rights Held at 30 June 2020	Issue of Performance Rights	Conversion of Performance Rights	Other Changes	No. Performance Rights Held at 30 June 2021	No. Performance Rights Held at Date of this Report
Warren Hallam						
Directly	-	-	-	-	-	-
Indirectly	-	-	-	-	-	-
Adam Schofield						
Directly	1,500,000	3,000,000 ⁶	(1,500,000)	-	3,000,000	3,000,000
Indirectly	-	-	-	-	-	-
Stephen Brockhurst						
Directly	-	-	-	-	-	-
Indirectly	-	-	-	-	-	-
Total	1,500,000	3,000,000	(1,500,000)	-	1,500,000	1,500,000

End of Audited Remuneration Report.

ENVIRONMENTAL REGULATION

The Company is subject to significant environmental and monitoring requirements in respect of its natural resources exploration activities. The Directors are not aware of any significant breaches of these requirements during the year.

LIKELY DEVELOPMENTS AND EXPECTED RESULTS OF OPERATIONS

There are no likely development of which the Directors are aware of which could be expected to significantly affect the results of the Company's operations in subsequent financial periods not otherwise disclosed in the 'Principal activities' and 'Review of operations' or the 'Significant events after the balance sheet date' sections of the Directors' report.

⁶ On 15 September 2020 the Company granted 3,000,000 unlisted performance rights, expiring 14 September 2023 to Adam Schofield under the Amended Employee performance Rights and Options Plan. The performance rights were granted in 3 tranches with respective milestones to be reached before conversion. Refer to the Notice of Annual General Meeting, dated and released on the ASX platform on 14 August 2020 for the terms and conditions and milestones of the performance rights.

INDEMNIFICATION AND INSURANCE OF OFFICERS

The Company has agreed to indemnify all of the Directors of the Company for any liabilities to another person (other than the Company or related body corporate) that may arise from their position as Directors of the Company and its controlled entities, except where the liability arises out of conduct involving a lack of good faith. During the financial year the Company paid a premium in respect of a contract insuring the Directors and officers of the Company and its controlled entities against any liability incurred in the course of their duties to the extent permitted by the *Corporations Act 2001*. The contract of insurance prohibits disclosure of the nature of the liability and the amount of the premium.

PROCEEDINGS ON BEHALF OF THE COMPANY

No person has applied to the Court under section 237 of the *Corporations Act 2001* for leave to bring proceedings on behalf of the Company, or to intervene in any proceedings to which the Company is a party for the purpose of taking responsibility on behalf of the Company for all or part of those proceedings. No proceedings have been brought or intervened in on behalf of the Company with leave of the Court under section 237 of the *Corporations Act 2001*.

CORPORATE GOVERNANCE

The Board intends to set measurable objectives for achieving diversity, specifically including gender diversity and will review and report on the effectiveness and relevance of these measurable objectives. However, due to the current size of the Board and management, these measurable objectives have not yet been set.

NON AUDIT SERVICES

Criterion Audit Pty Ltd was appointed as the Company's auditor on 24 October 2016 and has not provided any non-audit services to the Company since its appointment.

EVENTS SUBSEQUENT TO REPORTING DATE

There are no matters or circumstances have arisen since the end of the year which will significantly affect, or may significantly affect, the state of affairs or operations of the reporting entity in future financial periods other than the following:

- On 21 July 2021 the Company announced a renounceable entitlements issue for the offer of two new shares (at a price of \$0.047 each) for every seven existing shares held on 26 July 2021, with one attaching quoted option, exercisable at \$0.08 and expiring 24 months from issue, for every two new shares subscribed. On 13 August 2021 the Company announced that the offer had closed and raising \$1,953,497. On 17 August 2021 the Company announced that 41,563,769 shares along with 20,781,792 free attaching options exercisable at \$0.08 expiring 17 August 2023 had been issued.
- On 13 August 2021 the Company announced that a placement had been undertaken raising \$340,996 from the issue of 7,255,234 shares along with 3,627,616 free attaching options exercisable at \$0.08 expiring 17 August 2023.

AUDITOR'S DECLARATION OF INDEPENDENCE

The auditor's independence declaration for the year ended 30 June 2021 has been received and is included within the financial statements.

This report is made in accordance with a resolution of Directors, pursuant to section 306(3) of the Corporation Act 2001.

Signed in accordance on behalf of the Directors.

A handwritten signature in blue ink, appearing to be 'AS', written over a horizontal line.

Adam Schofield
Executive Director

30 September 2021

For personal use only

Criterion Audit Pty Ltd

ABN 85 165 181 822

PO Box 233 LEEDERVILLE WA 6902

Suite 2, 642 Newcastle Street
LEEDERVILLE WA 6007

Phone: 9466 9009

To The Board of Directors

Auditor's Independence Declaration under Section 307C of the Corporations Act 2001

As lead audit director for the audit of the financial statements of Nelson Resources Limited and Controlled Entities for the year ended 30 June 2021, I declare that to the best of my knowledge and belief, there have been no contraventions of:

- the auditor independence requirements of the *Corporations Act 2001* in relation to the audit; and
- any applicable code of professional conduct in relation to the audit.

Yours faithfully

Criterion Audit Pty Ltd
CRITERION AUDIT PTY LTD
Chartered Accountants

Elizabeth Louwrens
ELIZABETH LOUWRENS CA
Director

DATED at PERTH this 30th day of September 2021

For personal use only

**CONSOLIDATED STATEMENT OF PROFIT OR LOSS AND
OTHER COMPREHENSIVE INCOME
FOR THE YEAR ENDED 30 JUNE 2021**

	Note	Consolidated Entity 30 June 2021 \$	Consolidated Entity 30 June 2020 \$
Revenue	3	204,456	25,855
Administration and other expenses		(691,358)	(177,350)
Accounting and audit fees		(128,862)	(125,637)
Consultancy fees		-	2,991
Depreciation: plant and equipment	9	(246,009)	(86,042)
Depreciation: right of use assets	10	(50,493)	(47,560)
Directors' fees		(389,450)	(175,650)
Finance costs: lease liability	13	(7,835)	(1,435)
Finance costs: other		(69)	(2,025)
Reversal of (impairment) of receivables		-	56,490
Impairment of exploration expenditure	11	(870,786)	(26,371)
Legal fees		(36,737)	(19,102)
Marketing expenses		(141,507)	(36,000)
Occupancy expenses		(54,670)	(34,111)
Share based payments: options - Director	16	(416,000)	-
Share based payments: performance rights - Director	16	(61,200)	-
Travel and accommodation expenses		(147,434)	(28,700)
Write-off of tenement expenses		(59,413)	(48,987)
Loss before tax		(3,097,367)	(723,634)
Income tax benefit/(expense)	4	-	-
Net loss for the year from operations		(3,097,367)	(723,634)
Other comprehensive income		-	-
Total comprehensive loss for the year		(3,097,367)	(723,634)
Basic and diluted loss per share (cents)	5	(2.45)c	(1.50)c

The accompanying notes form part of these financial statements.

**CONSOLIDATED STATEMENT OF FINANCIAL POSITION
AS AT 30 JUNE 2021**

	Note	Consolidated Entity 30 June 2021 \$	Consolidated Entity 30 June 2020 \$
ASSETS			
Current Assets			
Cash and cash equivalents	7	126,865	70,585
Trade and other receivables	8	215,151	2,026,991
Prepaid expenses		409,894	21,243
Total Current Assets		751,910	2,118,819
Non-Current Assets			
Plant and equipment	9	1,111,072	217,867
Right of use asset	10	264,027	15,853
Exploration and evaluation assets	11	4,329,651	3,662,667
Total Non-Current Assets		5,704,750	3,896,387
Total Assets		6,456,660	6,015,206
LIABILITIES			
Current Liabilities			
Trade and other payables	12	750,053	214,579
Liability for application money	8	22	2,008,227
Lease liability	13	28,500	11,687
Provisions	14	46,096	4,410
Total Current Liabilities		824,671	2,238,903
Non-Current Liabilities			
Lease liability	13	259,014	11,687
Total Non-Current Liabilities		259,014	2,238,903
Total Liabilities		1,083,685	2,238,903
Net Assets		5,372,975	3,776,303
EQUITY			
Contributed equity	15	40,853,510	36,655,595
Reserves	16	815,607	319,483
Accumulated losses		(36,296,142)	(33,198,775)
Total Equity		5,372,975	3,776,303

The accompanying notes form part of these financial statements.

**CONSOLIDATED STATEMENT OF CHANGES IN EQUITY
FOR THE YEAR ENDED 30 JUNE 2021**

Consolidated Entity	Note	Contributed Equity \$	Reserves \$	Accumulated Losses \$	Total \$
Balance at 1 July 2020		36,655,595	319,483	(33,198,775)	3,776,303
Securities issued during the year	15	4,613,194	-	-	4,613,194
Equity issue expenses	15	(415,279)	-	-	(415,279)
Share based payments	16	-	496,124	-	496,124
Loss for the year		-	-	(3,097,367)	(3,097,367)
Other comprehensive income		-	-	-	-
Total comprehensive loss for the year		-	-	(3,097,367)	(3,097,367)
Balance at 30 June 2021		40,853,510	815,607	(36,296,142)	5,372,975
Consolidated Entity		Contributed Equity \$	Reserves \$	Accumulated Losses \$	Total \$
Balance at 1 July 2019		36,163,913	568,483	(32,475,141)	4,257,257
Securities issued during the year	15	300,000	-	-	300,000
Equity issue expenses	15	(57,318)	-	-	(57,318)
Reversal of expired options	16	249,000	(249,000)	-	-
Loss for the year		-	-	(723,634)	(723,634)
Other comprehensive income		-	-	-	-
Total comprehensive loss for the year		-	-	(723,634)	(723,634)
Balance at 30 June 2020		36,655,595	319,483	(33,198,775)	3,776,303

The accompanying notes form part of these financial statements.

**CONSOLIDATED STATEMENT OF CASH FLOWS
FOR THE YEAR ENDED 30 JUNE 2021**

	Note	Consolidated Entity 30 June 2021 \$	Consolidated Entity 30 June 2020 \$
Cash flows from operating activities			
Receipts from customers		170,967	-
Payments to suppliers and employees		(1,711,241)	(438,487)
Payment for exploration and evaluation assets		(1,317,390)	(395,038)
Interest paid: lease liability		(7,835)	-
Interest paid: other		-	(2,025)
Interest received		4,657	6,290
Net cash (used in) operating activities	7	<u>(2,860,842)</u>	<u>(829,260)</u>
Cash flows from investing activities			
Proceeds from disposal of tenements		-	4,545
Payment for plant and equipment		(1,155,277)	(49,483)
Proceeds from insurance payout		-	14,258
Net cash (used in) investing activities		<u>(1,155,277)</u>	<u>(30,680)</u>
Cash flows from financing activities			
Proceeds from equity issues		4,454,394	300,000
Proceeds from securities pending allotment		22	-
Payment for costs of equity issues		(359,177)	(35,697)
Repayment of borrowings: lease liability		(22,840)	-
Net cash from / (used in) financing activities		<u>4,072,399</u>	<u>264,303</u>
Net increase / (decrease) in cash held		56,280	(595,637)
Cash and cash equivalents at beginning of the year		<u>70,585</u>	<u>666,222</u>
Cash and cash equivalents at year end	7	<u>126,865</u>	<u>70,585</u>

The accompanying notes form part of these financial statements.

**NOTES TO THE FINANCIAL STATEMENTS
FOR THE YEAR ENDED 30 JUNE 2021**

1. Corporate information

This annual report covers Nelson Resources Limited (the “Consolidated Entity”), a company incorporated in Australia for the year ended 30 June 2021. The presentation currency of the Consolidated Entity is Australian Dollars (“\$”). A description of the Consolidated Entity’s operations is included in the review and results of operations in the Directors’ Report. The Directors’ Report is not part of the financial statements. The Consolidated Entity is a for-profit entity and limited by shares incorporated in Australia whose shares are traded under the ASX code “NES”. The financial statements were authorised for issue on 30 September 2021 by the Directors of the Consolidated Entity. The Directors have the power to amend and reissue the financial statements. The principal accounting policies adopted in the preparation of the financial statements are set out below.

2. Accounting policies

The principal accounting policies adopted in the preparation of these financial statements are set out below. These policies have been consistently applied to all the periods presented, unless otherwise stated.

a. Basis of preparation

This general purpose financial report has been prepared in accordance with Australian Accounting Standards, including Australian Accounting Interpretations, other authoritative pronouncements of the Australian Accounting Standards Board and the *Corporations Act 2001*. Nelson Resources Limited is a for-profit entity for the purpose of preparing the financial statements. The financial statements are presented in Australian dollars and have been prepared under the historical cost convention.

b. Going concern

The annual financial report has been prepared on the going concern basis, which contemplates continuity of normal business activities and the realisation of assets and settlement of liabilities in the ordinary course of business. The Consolidated Entity incurred a loss from ordinary activities of \$3,097,367 for the year ended 30 June 2021 (2020: loss \$723,634) and net cash outflows from operating activities of \$2,860,842 (2020: \$829,260). The net working deficit position of the Consolidated Entity at 30 June 2021 was \$72,761 (2020: \$120,084 net working capital). The Consolidated Entity has exploration commitments due within the next 12 months. Subsequent to year end, the Company completed a renounceable entitlements issue and placement which raised a total of \$2,294,493. The Directors have prepared a cash flow forecast, which indicates that the Consolidated Entity will have sufficient cash flows to meet all commitments and working capital requirements for the 12 month period from the date of signing this financial report. Based on the cash flow forecasts and other factors referred to above, the Directors are satisfied that the going concern basis of preparation is appropriate. Should the Consolidated Entity be unable to continue as a going concern it may be required to realise its assets and extinguish its liabilities other than in the normal course of business and at amounts different to those stated in the financial statements.

2. Accounting policies (continued)

The financial statements do not include any adjustments relating to the recoverability and classification of asset carrying amounts or to the amount and classification of liabilities that might result should the Consolidated Entity be unable to continue as a going concern and meet its debts as and when they fall due.

c. Principles of consolidation

The financial statements incorporate the assets and liabilities of all subsidiaries of Nelson Resources Limited and the results of all subsidiaries for the year then ended. Subsidiaries are all entities (including structured entities) over which the Company has control. The Company controls an entity when the Company is exposed to, or has rights to, variable returns from its involvement with the entity and has the ability to affect those returns through its power to direct the activities of the entity. Subsidiaries are fully consolidated from the date on which control is transferred to the Company. They are de-consolidated from the date that control ceases. The acquisition method of accounting is used to account for business combinations by the Company. The financial statements of the subsidiaries are prepared for the same reporting period as the parent entity, using consistent accounting policies. In preparing the consolidated financial statements, all intercompany transactions, balances and unrealised gains on transactions between companies are eliminated. Unrealised losses are also eliminated unless the transaction provides evidence of the impairment of the asset transferred. Accounting policies of subsidiaries have been changed where necessary to ensure consistency with the policies adopted by the Company. Non-controlling interests in the results and equity of subsidiaries are shown separately in the statement of profit or loss, statement of financial position and statement of changes in equity respectively.

The Company treats transactions with non-controlling interests that do not result in a loss of control as transactions with equity owners of the Company. A change in ownership interest results in an adjustment between the carrying amounts of the controlling and non-controlling interests to reflect their relative interests in the subsidiary. Any difference between the amount of the adjustment to non-controlling interests and any consideration paid or received is recognised within equity attributable to owners of Nelson Resources Limited. When the Company ceases to have control, joint control or significant influence, any retained interest in the entity is remeasured to its fair value with the change in carrying amount recognised in the profit or loss. The fair value is the initial carrying amount for the purposes of subsequent accounting for the retained interest as an associate, joint controlled entity or financial asset. In addition, any amounts previously recognised in other comprehensive income in respect of that entity are accounted for as if the Company had directly disposed of the related assets or liabilities. This may mean that amounts previously recognised in other comprehensive income are reclassified to the profit or loss.

2. Accounting policies (continued)

d. Comparatives

When required by Australian Accounting Standards, comparative figures have been adjusted to conform to changes in presentation for the current year.

e. Finance costs

Finance costs comprise interest expense on borrowings. Borrowing costs directly attributable to the acquisition, construction or production of a qualifying asset are capitalised as part of the cost of that asset. All other borrowing costs are recognised in the profit or loss using the effective interest rate.

f. Critical accounting estimates and judgements

Estimates and judgements are continually evaluated and are based on historical experience and other factors, including expectations of future events that may have a financial impact on the Consolidated Entity and that are believed to be reasonable under the circumstances. The key estimates and judgements that have a significant risk of causing a material adjustment to the carrying amounts of assets and liabilities within the next financial year are discussed below.

Exploration and evaluation expenditure

Determining the recoverability of exploration and evaluation expenditure capitalised, in accordance with the Company's accounting policy where a potential impairment is indicated, requires estimates and assumptions as to whether successful development and commercial exploitation, or alternatively sale, of the respective areas of interest will be achieved. This assessment requires estimates and assumptions about the resources, the timing of expected cash flows and future capital requirements. If, after having capitalised the expenditure under accounting policy, a judgement is made that recovery of expenditure is unlikely, an impairment loss is recognised in the profit or loss. Costs of site restoration are provided over the life of the facility from when exploration commences and are included in the costs of that stage. Site restoration costs include the dismantling and removal of mining plant, equipment and building structure, waste removal, and rehabilitation of the site in accordance with clauses of the mining permits. Such costs have been determined using estimates of future costs, current legal requirements and technology and discounted by a pre-tax rate that reflects current market assessments of the time value of money and the risks specific to the restoration works. Any changes in the estimates for the costs are accounted for on a prospective basis. In determining the costs of site restoration, there is uncertainty regarding the nature and extent of the restoration due to community expectations and future legislation. Accordingly, the costs have been determined on the basis that the restoration will be completed within one year of abandoning the site.

2. Accounting policies (continued)

Recoverability of deferred tax assets

Deferred tax is calculated at the tax rates that are expected to apply to the period when the asset is realised or liability is settled. Deferred tax is credited in the income statement except where it relates to items that may be credited directly to equity, in which case the deferred tax is adjusted directly against equity. Deferred income tax assets are recognised to the extent that it is probable that future tax profits will be available against which deductible temporary differences can be utilised. The amount of benefits brought to account or which may be realised in the future is based on the assumption that no adverse change will occur in income taxation legislation and the anticipation that the economic entity will derive sufficient future assessable income to enable the benefit to be realised and comply with the conditions of deductibility imposed by the law.

Leases – incremental borrowing rate and term

Where the interest rate implicit in a lease cannot be readily determined, an incremental borrowing rate is estimated to discount future lease payments to measure the present value of the lease liability at the lease commencement date. Such a rate is based on what the Consolidated Entity estimates it would have to pay a third party to borrow the funds necessary to obtain an asset of a similar value to the right-of-use asset, with similar terms, security and economic environment. The full term of the lease is estimated as the likelihood of taking up the term extension is estimated.

h. Accounting Standards that are mandatorily effective for the current reporting year

The Company has adopted all of the new and revised Standards and Interpretations issued by the Australian Accounting Standards Board (AASB) that are relevant to its operations and effective for an accounting period that begins on or after 1 January 2020. New and revised Standards and amendments thereof and Interpretations effective for the current year that are relevant to the Company include:

- AASB 2018-6 Amendments to Australian Accounting Standards – Definition of a Business
- AASB 2018-7 Amendments to Australian Accounting Standards – Definition of Material
- AASB 2019-1 Amendments to Australian Accounting Standards – References to the Conceptual Framework
- AASB 2019-3 Amendments to Australian Accounting Standards – Interest Rate Benchmark Reform
- AASB 2019-5 Amendments to Australian Accounting Standards – Disclosure of the Effect of New FRS Standards Not Yet Issued in Australia.

The Directors have determined that there is no material impact of the new and revised Standards and Interpretations on the Company and, therefore, no material change is necessary to Company accounting policies.

i. Standards and Interpretations in issue not yet adopted

At the date of authorisation of the financial statements, the Company has not applied the new and revised Australian Accounting Standards, Interpretations and amendments that have been issued but are not yet effective. Based on a preliminary review of the standards and amendments, the Directors do not anticipate a material change to the Company's accounting policies, however further analysis will be performed when the relevant standards are effective.

NOTES TO THE FINANCIAL STATEMENTS continued
FOR THE YEAR ENDED 30 JUNE 2021



	Consolidated Entity 30 June 2021 \$	Consolidated Entity 30 June 2020 \$
3. Revenue		
ATO cashflow boost	7,252	10,000
Disposal of tenements	-	4,545
Drilling services revenue	170,967	-
Interest revenue	4,701	4,310
Other revenue	21,536	7,000
	204,456	25,855

Accounting policy

Interest revenue is recognised as interest accrues using the effective interest method. This is a method of calculating the amortised cost of a financial asset and allocating the interest income over the relevant period using the effective interest rate, which is the rate that exactly discounts estimated future cash receipts through the expected life of the financial asset to the net carrying amount of the financial asset. Other revenue (including rent revenue) is recognised when it is received or when the right to receive payment is established.

4. Income tax

Income tax benefit

Current income tax	-	-
--------------------	---	---

Reconciliation of income tax benefit to prima facie tax

Loss before income tax benefit	(3,097,367)	(723,634)
Tax at the Australian tax rate of 30% (2020: 30%)	(929,210)	(217,090)
Movements in timing differences not recognised	(282,605)	(235,458)
Non-deductible expenses	307,604	69,012
Current year losses for which no deferred tax asset was recognised	904,211	383,536

Income tax expense	-	-
--------------------	---	---

Deferred tax balances not recognised

Tax losses	3,256,620	2,321,517
Exploration	(690,387)	(536,784)
Business related costs	148,307	83,677
Other	21,724	981
	2,736,264	1,869,391

4. *Income tax (continued)*

Tax losses

The tax benefit at 30% of estimated unused tax losses is currently under review and it has not been recognised as a deferred tax asset. The benefit of deferred tax assets will only be brought to account if future assessable income is derived of a nature and of an amount sufficient to enable the benefit to be realised and the conditions for deductibility imposed by the relevant tax legislation continue to be complied with and no changes in tax legislation adversely affect the Company in realising the benefit.

Accounting policy

Income tax

Income tax comprises current and deferred tax. Income tax is recognised in the profit or loss except to the extent that it relates to items recognised directly in equity, in which case it is recognised in equity. Current tax is the expected tax payable on the taxable income for the year, using tax rates enacted or substantially enacted at the reporting date, and any adjustment to tax payable in respect of previous years. Deferred tax is provided using the balance sheet method on temporary differences arising between the tax bases of assets and liabilities and their carrying amounts for financial reporting purposes at the reporting date. Deferred tax assets are recognised for all deductible temporary differences and unused tax losses only if it is probable that future taxable amounts will be available to utilise those temporary differences and losses. Deferred tax liabilities and assets are not recognised for temporary differences between the carrying amount and tax bases of investments in foreign operations where the company is able to control the timing of the reversal of the temporary differences and it is probable that the differences will not reverse in the foreseeable future. Deferred tax assets and liabilities are offset when there is a legally enforceable right to offset current tax assets and liabilities and when the deferred tax balances relate to the same taxation authority. Current tax assets and tax liabilities are offset where the entity has a legally enforceable right to offset and intends either to settle on a net basis, or to realise the asset and settle the liability simultaneously. The carrying amount of deferred tax assets is reviewed at the end of each reporting period and reduced to the extent that it is no longer probable that sufficient taxable profit will be available to allow all or part of the deferred income tax asset to be utilised. Unrecognised deferred tax assets are reassessed at the end of each reporting period and are recognised to the extent that it has become probable that future taxable profit will be available to allow the deferred tax asset to be recovered. The amount of deferred tax provided is based on the expected manner of realisation or settlement of the carrying amount of assets and liabilities, using tax rates (and tax laws) enacted or substantively enacted by the end of the reporting period. Deferred tax relating to items recognised in other comprehensive income or equity is recognised in other comprehensive income or equity and not in the profit or loss.

4. Income tax (continued)**GST**

Revenues, expenses and assets are recognised net of the amount of GST, except where the amount of GST incurred is not recoverable from the Australian Taxation Office ("ATO"). Receivables and payables are stated inclusive of the amount of GST receivable or payable. The net amount of GST recoverable from, or payable to, the ATO is included with other receivables or payables in the statement of financial position. Cash flows are presented on a gross basis. The GST components of cash flows arising from investing or financing activities which are recoverable from, or payable to, the ATO are presented as operating cash flows included in receipts from customers or payments to suppliers. Commitments and contingencies are disclosed net of amount of GST recoverable from, or payable to, the ATO.

5. Earnings per share

Loss used for basic and diluted loss per share are loss after tax of \$3,097,367 (2020: loss after tax of \$723,634). The weighted average number of ordinary shares used as the denominator in calculating basic and diluted earnings per share is 126,429,976 ordinary shares (2020: 48,318,503 ordinary shares). There were no potential ordinary shares that are considered dilutive in the current reporting year.

Accounting policy

Basic earnings per share is calculated by dividing the profit or loss attributable to equity holders of the Company, excluding any costs of servicing equity other than ordinary shares, by the weighted average number of ordinary shares outstanding during the period, adjusted for bonus elements in ordinary shares issued during the period. Diluted earnings per share adjusts the figures used in the determination of basic earnings per share to take into account the after income tax effect of interest and other financing costs associated with dilutive potential ordinary shares and the weighted average number of additional ordinary shares that would have been outstanding assuming the conversion of all dilutive potential ordinary shares.

6. Segment reporting

Operating segment are determined based on the reports reviewed by the Board of Directors, which are used to make strategic decisions. The Company does not have any operating segments with discrete financial information. All of the Company's assets and liabilities are located within Australia. The Company does not have any customers at this stage. Internal management reports for the Board of Directors' review are consistent with the information provided in the statement of profit or loss and other comprehensive income, statement of financial position and statement of cash flows. As a result, no reconciliation is required because the information as presented is what is used by the Board to make strategic decisions.

NOTES TO THE FINANCIAL STATEMENTS continued
FOR THE YEAR ENDED 30 JUNE 2021



	Consolidated Entity 30 June 2021 \$	Consolidated Entity 30 June 2020 \$
7. Cash and cash equivalents		
Cash in hand and at bank	126,865	70,585
	126,865	70,585
<u>Reconciliation of loss for the year to net cash flows from operating activities</u>		
Loss for the year	(3,097,367)	(723,634)
<i>Adjustments for:</i>		
Depreciation	296,502	133,602
Impairment of exploration and evaluation expenditure	870,786	26,371
Fixed assets write-off	4,293	-
Share based payments	577,200	-
<i>Change in operating assets and liabilities:</i>		
(Increase)/decrease in receivables	(196,387)	88,699
(Increase)/decrease in prepaid expenses	(38,651)	9,132
(Increase)/decrease in exploration and evaluation expenditure	(1,537,770)	(358,158)
Increase/(decrease) in trade payables and accruals	218,866	11,005
Increase/(decrease) in provisions	41,686	(16,277)
Net cash used in operating activities	(2,860,842)	(829,260)

Accounting policy

Cash and cash equivalents include cash at bank and on hand and term deposits held at call with financial institutions with original maturities of three months or less but exclude any restricted cash. Restricted cash is not available for use by the Company and therefore is not considered highly liquid.

	Consolidated Entity 30 June 2021 \$	Consolidated Entity 30 June 2020 \$
8. Trade and other receivables		
Accrued interest revenue	86	42
GST receivable	211,524	13,678
Mongolian projects receivable ⁷	555,304	555,304
Impairment of Mongolian projects receivable ⁷	(555,304)	(555,304)
Other receivables ⁸	3,541	2,013,271
	215,151	2,026,991

The ageing of the receivables and allowance for expected credit losses provided for above are as follows:

	Expected Credit Loss Rate %	Carrying Amount \$	Allowance for Expected Credit Losses \$
Not overdue	0%	132,651	-
0-3 months overdue	0%	82,500	-
3-6 months overdue	0%	-	-
>6 months overdue	100%	555,304	(555,304)
		770,455	(555,304)

Accounting policy

Trade receivables are initially recognised at fair value and subsequently measured at amortised cost using the effective interest method, less any allowance for expected credit losses. Trade receivables are generally due for settlement within 30 days. The Consolidated Entity has applied the simplified approach to measuring expected credit losses, which uses a lifetime expected loss allowance. To measure the expected credit losses, trade receivables have been grouped based on days overdue. Other receivables are recognised at amortised cost, less any allowance for expected credit losses. The allowance for expected credit losses assessment requires a degree of estimation and judgement. It is based on the lifetime expected credit loss, grouped based on days overdue, and makes assumptions to allocate an overall expected credit loss rate for each group. These assumptions include recent sales experience and historical collection rates.

⁷ On 9 June 2017, the Company entered into an agreement with an independent third party buyer to sell its interest in assets and projects in Mongolia for a cash consideration of USD500,000. During the 30 June 2020 financial year the Company received an initial sum of USD40,000 or equivalent of AUD56,490 as a good faith payment, for the sale. The Directors are of the view that the full amount of the receivable is likely to be not recoverable and, therefore, a full provision for impairment has been made. Ownership of the shares has already been transferred.

⁸ During the year ended 30 June 2021, \$82,500 related to trade debtors from drilling and drone services performed. During the year ended 30 June 2020, \$2,008,227 related to entitlements offer funds received but securities not yet issued and allotted.

9. *Plant and equipment*

	Computer Equipment \$	Office Equipment \$	Motor Vehicles \$	Exploration Equipment \$	Total \$
2021					
Written down value at beginning of year	10,848	12,654	85,513	108,852	217,867
Additions	-	129,275	180,990	833,770	1,144,035
Depreciation	(4,339)	(19,349)	(28,453)	(193,868)	(246,009)
Reclassification	-	(5,338)	-	5,338	-
Write-offs	-	(4,821)	-	-	(4,821)
Written down value at end of year	6,509	112,421	238,050	754,092	1,111,072
	Computer Equipment \$	Office Equipment \$	Motor Vehicles \$	Exploration Equipment \$	Total \$
2020					
Written down value at beginning of year	16,556	11,179	110,700	121,825	260,260
Additions	-	5,337	-	38,312	43,649
Depreciation	(5,708)	(3,862)	(25,187)	(51,285)	(86,042)
Written down value at end of year	10,848	12,654	85,513	108,852	217,867

Accounting policy

Plant and equipment is stated at historical cost less accumulated depreciation and any accumulated impairment in value. The residual values, useful lives and depreciation methods are reviewed, and adjusted if appropriate, at each reporting date. An item of property, plant and equipment is derecognised upon disposal or when there is no future economic benefit to the consolidated entity. Gains and losses between the carrying amount and the disposal proceeds are taken to profit or loss. Any revaluation surplus reserve relating to the item disposed of is transferred directly to retained profits. Depreciation is calculated on a diminishing value basis over the estimated useful life of the asset as follows:

Computer equipment – 2.5 years
Motor vehicles – 4 years

Office equipment – 2.5 years
Exploration equipment – 2.5 years

	Consolidated Entity 30 June 2021 \$	Consolidated Entity 30 June 2020 \$
10. Right of use assets		
Balance at beginning of year (restated – AASB 16 recognition) ⁹	15,853	88,845
Adjustment for change in variables	-	(25,432)
Completion of old lease	(15,853)	-
Recognition of new lease ¹⁰	298,667	-
Depreciation	(34,640)	(47,560)
	<hr/>	<hr/>
Balance at end of year	264,027	15,853

Accounting policy

A right-of-use asset is recognised at the commencement date of a lease. The right-of-use asset is measured at cost, which comprises the initial amount of the lease liability, adjusted for, as applicable, any lease payments made at or before the commencement date net of any lease incentives received, any initial direct costs incurred, and, except where included in the cost of inventories, an estimate of costs expected to be incurred for dismantling and removing the underlying asset, and restoring the site or asset. Right-of-use assets are depreciated on a straight-line basis over the unexpired period of the lease or the estimated useful life of the asset, whichever is the shorter. Where the Consolidated Entity expects to obtain ownership of the leased asset at the end of the lease term, the depreciation is over its estimated useful life. Right-of-use assets are subject to impairment or adjusted for any remeasurement of lease liabilities.

11. Exploration and evaluation assets

Balance at beginning of year	3,662,667	3,330,881
Exploration and evaluation expenditure incurred during the year	1,537,770	358,157
Impairment	(870,786)	(26,371)
	<hr/>	<hr/>
Balance at end of year	4,329,651	3,662,667

⁹ The lease agreement commenced on 1 November 2018 for a term of 2 years and an option to extend for 6 months. The discount rate (incremental borrowing rate) applied is 3.53%.

¹⁰ The second lease agreement commenced on 2 November 2020 for a term of 3 years and an option to extend for 3 years (which has been factored into the calculation). The discount rate (incremental borrowing rate) applied is 3.95%.

11. Exploration and evaluation assets (continued)

Accounting policy

Exploration and evaluation expenditure in relation to each separate area of interest are recognised as an exploration and evaluation asset in the year in which they are incurred where the following conditions are satisfied:

- (i) the rights to tenure of the area of interest are current; and
- (ii) at least one of the following conditions is also met:
 - the exploration and evaluation expenditure are expected to be recouped through successful development and exploration of the area of interest, or alternatively, by its sale; or
 - exploration and evaluation activities in the area of interest have not, at the reporting date, reached a stage which permits a reasonable assessment of the existence or otherwise of economically recoverable reserves, and active and significant operations in, or in relation to, the area of interest are continuing.

Exploration and evaluation assets are initially measured at cost and include acquisition of rights to explore, studies, exploratory drilling, trenching and sampling and associated activities and an allocation of depreciation and amortisation of assets used in exploration and evaluation activities. General and administrative costs are only included in the measurement of exploration and evaluation costs where they are related directly to operational activities in a particular area of interest. Indirect costs that are included in the cost of an exploration and evaluation asset include, among other things, charges for depreciation of equipment used in exploration and evaluation activities. If an area of interest is abandoned or is considered to be of no further commercial interest, the accumulated exploration costs relating to the area are written off against income in the year of abandonment. Exploration and evaluation assets are assessed for impairment when facts and circumstances suggest that the carrying amount of an exploration and evaluation asset may exceed its recoverable amount. The recoverable amount of the exploration and evaluation asset (or the cash-generating unit(s) to which it has been allocated, being no larger than the relevant area of interest) is estimated to determine the extent of the impairment loss (if any). Where a decision has been made to proceed with development in respect of a particular area of interest, the relevant exploration and evaluation asset is tested for impairment and the balance is then reclassified to development.

	Consolidated Entity 30 June 2021 \$	Consolidated Entity 30 June 2020 \$
12. Trade and other payables		
Accrued expenses	70,330	62,900
Revenue received in advance	12,000	-
Trade creditors	667,723	151,679
	750,053	214,579

12. Trade and other payables (continued)
Accounting policy

These amounts represent liabilities for goods and services provided to the Company prior to the end of the reporting period that are unpaid. They are unsecured and are usually paid within 30 days of recognition. Trade and other payables are presented as current liabilities unless payment is not due within 12 months from the reporting date. They are recognised initially at their fair value and subsequently measured at amortised cost using the effective interest method.

Consolidated Entity 30 June 2021	Consolidated Entity 30 June 2020
\$	\$

13. Lease liability
Current

Balance at beginning of year (restated – AASB 16 recognition)	11,687	88,845
Adjustment for change in variables	-	(26,345)
Recognition of new lease ¹⁰	36,120	-
Repayments	(19,307)	(50,831)
	28,500	11,687

Non-Current

Balance at beginning of year	-	-
Recognition of new lease	259,014	-
	259,014	-

Accounting policy

A lease liability is recognised at the commencement date of a lease. The lease liability is initially recognised at the present value of the lease payments to be made over the term of the lease, discounted using the interest rate implicit in the lease or, if that rate cannot be readily determined, the Consolidated Entity's incremental borrowing rate, which has been set at 3.95%. There is an option to extend the lease. Lease payments comprise of fixed payments less any lease incentives receivable, variable lease payments that depend on an index or a rate, amounts expected to be paid under residual value guarantees, exercise price of a purchase option when the exercise of the option is reasonably certain to occur, and any anticipated termination penalties. The variable lease payments that do not depend on an index or a rate are expensed in the period in which they are incurred. Lease liabilities are measured at amortised cost using the effective interest method. The carrying amounts are remeasured if there is a change in the following: future lease payments arising from a change in an index or a rate used; residual guarantee; lease term; certainty of a purchase option and termination penalties.

13. Lease liability (continued)

When a lease liability is remeasured, an adjustment is made to the corresponding right-of use asset, or to profit or loss if the carrying amount of the right-of-use asset is fully written down.

Consolidated Entity 30 June 2021	Consolidated Entity 30 June 2020
\$	\$

14. Provisions

Annual leave provision	46,096	4,410
	<u>46,096</u>	<u>4,410</u>

Accounting policy

Provision is made for the Consolidated Entity's liability for employee benefits arising from services rendered by employees to the end of the reporting period. Employee benefits that are expected to be wholly settled within one year have been measured at the amounts expected to be paid when the liability is settled. Employee benefits expected to be settled more than one year after the end of the reporting period have been measured at the present value of the estimated future cash outflows to be made for those benefits.

	Consolidated Entity 30 June 2021		Consolidated Entity 30 June 2020	
	No.	\$	No.	\$
15. Contributed equity				
Balance at beginning of year	52,821,762	36,655,595	45,592,846	36,163,913
Share issue: 14 February 2020	-	-	7,228,916	300,000
Share issue: 7 July 2020	61,980,380	2,364,213	-	-
Share issue: 29 January 2021	430,131	34,410	-	-
Share issue: 29 January 2021	500,000	30,000	-	-
Share issue: 29 January 2021	28,700,535	2,152,540	-	-
Share issue: 17 February 2021	25,000	2,000	-	-
Share issue: 14 April 2021	15,384	1,231	-	-
Share issue: 14 April 2021	1,000,000	28,800	-	-
Share issue costs	-	(415,279)	-	(57,318)
Reversal of expired options	-	-	-	249,000
Balance at end of year	<u>145,473,192</u>	<u>40,853,510</u>	52,821,762	36,655,595

NOTES TO THE FINANCIAL STATEMENTS continued
FOR THE YEAR ENDED 30 JUNE 2021



	Consolidated Entity 30 June 2021 No.	Consolidated Entity 30 June 2020 No.
15. Contributed equity (continued)		
<u>Listed options</u>		
Balance at beginning of year	-	12,500,000
Options granted (free-attaching)	30,990,156	-
Options granted ¹¹	2,355,254	-
Options exercised	(45,515)	-
Options expired	-	(12,500,000)
Balance at end of year	33,299,895	-
<u>Unlisted options</u>		
Balance at beginning of year	7,614,458	7,000,000
Options granted ¹²	8,000,000	-
Options granted (free attaching) ¹³	-	3,614,458
Options exercised	(425,000)	-
Options expired ¹⁴	-	(3,000,000)
Balance at end of year	15,189,458	7,614,458
<u>Performance rights</u>		
Balance at beginning of year	1,500,000	1,500,000
Performance rights issued ¹⁵	3,000,000	-
Performance rights converted	(1,500,000)	-
Balance at end of year	3,000,000	1,500,000

¹¹ On 15 September 2020 the Company granted 2,355,254 listed options exercisable at \$0.08 each, expiring 7 July 2022 to its broker as approved by shareholders at the 15 September 2020 shareholder meeting. The fair value of \$0.033 was calculated using the listed option price at grant date.

¹² On 15 September 2020 the Company granted 8,000,000 unlisted options exercisable at \$0.0907 each, expiring 14 September 2023 to all Directors under the Amended Employee performance Rights and Options Plan. The fair value of \$0.051 was calculated using the share price at grant date of \$0.07, a risk free interest rate of 0.24% and a volatility of 137%.

¹³ On 14 February 2020 3,614,458 unlisted options exercisable at \$0.08 each, expiring 14 February 2022 were granted as free attaching to the placement as described above.

¹⁴ Expired 30 September 2019.

¹⁵ On 15 September 2020 the Company granted 3,000,000 unlisted performance rights, expiring 14 September 2023 to Adam Schofield under the Amended Employee performance Rights and Options Plan. The performance rights were granted in 3 tranches with respective milestones to be reached before conversion. Refer to the Notice of Annual General Meeting, dated and released on the ASX platform on 14 August 2020 for the terms and conditions and milestones of the performance rights. The share price on the issue date was \$0.072, the Milestone 2 probability was 25% and the Milestone 3 probability is 20%.

15. Contributed equity (continued)

Capital management

The Company's objectives when managing capital are to safeguard its ability to continue as a going concern, so that it may continue to provide returns for shareholders and benefits for other stakeholders. Due to the nature of the Company's activities, being mineral exploration, it does not have ready access to credit facilities and therefore is not subject to any externally imposed capital requirements, with the primary source of Company funding being equity raisings. Accordingly, the objective of the Company's capital risk management is to balance the current working capital position against the requirements to meet exploration programmes and corporate overheads. This is achieved by maintaining appropriate liquidity to meet anticipated operating requirements, with a view to initiating appropriate capital raisings as required.

Accounting policy

Ordinary shares are classified as equity. Incremental costs directly attributable to the issue of new shares or options are shown in equity as a deduction, net of tax, from the proceeds.

	Consolidated Entity 30 June 2021 \$	Consolidated Entity 30 June 2020 \$
16. Reserves		
<u>Options reserve</u>		
Balance at beginning of year	255,733	504,733
Options granted - Director ¹⁶	408,000	-
Options granted - broker ¹⁷	77,724	-
Options revalued	8,000	-
Reversal of expired options	-	(249,000)
	<hr/>	<hr/>
Balance at end of year	749,457	255,733

¹⁶ On 15 September 2020 the Company granted 8,000,000 unlisted options exercisable at \$0.0907 each, expiring 14 September 2023 to all Directors under the Amended Employee performance Rights and Options Plan. The fair value of \$0.051 was calculated using the share price at grant date of \$0.07, a risk free interest rate of 0.24% and a volatility of 137%.

¹⁷ On 15 September 2020 the Company granted 2,355,254 listed options exercisable at \$0.08 each, expiring 7 July 2022 to its broker as approved by shareholders at the 15 September 2020 shareholder meeting. The fair value of \$0.033 was calculated using the listed option price at grant date.

	Consolidated Entity 30 June 2021 \$	Consolidated Entity 30 June 2020 \$
16. Reserves (continued)		
<u>Share based payments reserve</u>		
Balance at beginning of year	63,750	63,750
Performance rights grant - Director ¹⁸	61,200	-
Performance rights conversion - Director	(58,800)	-
	<hr/>	<hr/>
Balance at end of year	66,150	63,750
	<hr/>	<hr/>
Total reserves	815,607	319,483

Accounting policy

The Company measures the cost of equity-settled transactions with employees by reference to the fair value of the equity instruments at the date at which they are granted. The fair value is determined by using the Black-Scholes model taking into account the terms and conditions upon which the instruments were granted.

17. Financial instruments

Financial risk management objectives, policies and processes

The Company has exposure to the following risks from their use of financial instruments:

- credit risk,
- liquidity risk, and
- market risk (including gold price risk, interest rate and currency risk).

This note presents information about the Company's exposure to each of the above risks, their objectives, policies and processes for measuring and managing risk. The Board has overall responsibility for the establishment and oversight of the risk management framework. The Board reviews and agrees policies for managing each of these risks and they are summarised below. The Company's principal financial instruments comprise cash. The main purpose of the financial instruments is to earn the maximum amount of interest at a low risk to the Company. The Company also has other financial instruments such as receivables and payables which arise directly from its operations. For the year under review, it has been the Company's policy not to trade in financial instruments.

¹⁸ On 15 September 2020 the Company granted 3,000,000 unlisted performance rights, expiring 14 September 2023 to Adam Schofield under the Amended Employee performance Rights and Options Plan. The performance rights were granted in 3 tranches with respective milestones to be reached before conversion. Refer to the Notice of Annual General Meeting, dated and released on the ASX platform on 14 August 2020 for the terms and conditions and milestones of the performance rights. The share price on the issue date was \$0.072, the Milestone 2 probability was 25% and the Milestone 3 probability is 20%.

	Consolidated Entity 30 June 2021 \$	Consolidated Entity 30 June 2020 \$
17. Financial instruments (continued)		
<u>Financial instruments</u>		
Financial assets		
Cash and cash equivalents	126,865	70,585
Trade and other receivables	215,151	2,026,991
	342,016	2,097,576
Financial liabilities		
Trade and other payables	750,053	214,579
Liability for application money	22	2,008,227
	750,075	2,222,806

Credit risk

Credit risk refers to the risk that counterparty will default on its contractual obligations resulting in financial loss to the Company. The Company has adopted a policy of only dealing with creditworthy counterparties and obtaining sufficient collateral where appropriate, as a means of mitigating the risk of financial loss from defaults. The Company only transacts with entities that are rated the equivalent of investment grade and above. The Company's exposure and the credit ratings of its counterparties are continuously monitored. Credit exposure is controlled by counterparty limits that are reviewed and approved by the Board annually. The Company does not have any significant credit risk exposure to the National Australia Bank. The credit risk on liquid funds is reduced because the counterparty is a bank with high credit rating assigned by international credit rating agencies.

Liquidity risk

Ultimate responsibility for liquidity risk management rests with the Board of Directors, who have built an appropriate liquidity risk management framework for the management of the Company's short, medium and long-term funding and liquidity management requirements. The Company manages liquidity risk by maintaining adequate reserves and banking facilities and by continuously monitoring forecast and actual cash flows and matching the maturity profiles of financial assets and liabilities. The Company did not have any undrawn facilities at its disposal as at reporting date. The table below analyses the Company's financial liabilities into relevant maturity groupings based on their contractual maturities. The amounts disclosed in the table are the contractual undiscounted cash flows. Balances due within 12 months equal their carrying balances as the impact of discounting is not significant.

**NOTES TO THE FINANCIAL STATEMENTS continued
FOR THE YEAR ENDED 30 JUNE 2021**

17. Financial instruments (continued)

Contractual maturities of financial liabilities

Details	<1 Year \$	1-2 Years \$	2-5 Years \$	>5 Years \$	Total \$	Carrying Amount \$
30 June 2021						
Trade and other payables	679,723	-	-	-	679,723	679,723
Accrued expenses	70,330				70,330	70,330
Liability for application money	22	-	-	-	22	22
Total	750,075	-	-	-	750,075	750,075
30 June 2020						
Trade and other payables	151,679	-	-	-	151,679	151,679
Accrued expenses	62,900	-	-	-	62,900	62,900
Liability for application money	2,008,227	-	-	-	2,008,227	2,008,227
Total	2,222,806	-	-	-	2,222,806	2,222,806

Market risk is the risk that changes in market prices such as foreign exchange rates, interest rates and equity prices will affect the Company's income or the value of its holdings of financial instruments. The Company does not have short or long-term debt and therefore the risk is minimal. The Company limits its exposure to credit risk by only investing in liquid securities and only with counterparties that have acceptable credit ratings.

Interest rate risk

Interest rate risk is the risk that the fair value of future cash flows of a financial instrument will fluctuate due to changes in market interest rates. Current financial assets and financial liabilities are generally not exposed to interest rate risk because of their short-term nature. The Company's cash and cash equivalents at 30 June 2021 are fixed interest rate financial instruments. Therefore, they are not subject to interest rate risk.

Fair value measurements

The fair values of cash, receivables, trade and other payables approximate their carrying amounts as a result of their short maturity. When an asset or liability, financial or non-financial, is measured at fair value for recognition or disclosure purposes, the fair value is based on the price that would be received to sell an asset or paid to transfer a liability in an orderly transaction between market participants at the measurement date; and assumes that the transaction will take place either: in the principal market; or in the absence of a principal market, in the most advantageous market. Fair value is measured using the assumptions that market participants would use when pricing the asset or liability, assuming they act in their economic best interests. For non-financial assets, the fair value measurement is based on its highest and best use.

17. Financial instruments (continued)

Valuation techniques that are appropriate in the circumstances and for which sufficient data are available to measure fair value, are used, maximising the use of relevant observable inputs and minimising the use of unobservable inputs. Assets and liabilities measured at fair value are classified into three levels, using a fair value hierarchy that reflects the significance of the inputs used in making the measurements. Classifications are reviewed at each reporting date and transfers between levels are determined based on a reassessment of the lowest level of input that is significant to the fair value measurement. For recurring and non-recurring fair value measurements, external valuers may be used when internal expertise is either not available or when the valuation is deemed to be significant. External valuers are selected based on market knowledge and reputation. Where there is a significant change in fair value of an asset or liability from one period to another, an analysis is undertaken, which includes a verification of the major inputs applied in the latest valuation and a comparison, where applicable, with external sources of data.

Accounting policy

Investments and other financial assets

Investments and other financial assets are initially measured at fair value. Transaction costs are included as part of the initial measurement, except for financial assets at fair value through profit or loss. Such assets are subsequently measured at either amortised cost or fair value depending on their classification. Classification is determined based on both the business model within which such assets are held and the contractual cash flow characteristics of the financial asset unless, an accounting mismatch is being avoided. Financial assets are derecognised when the rights to receive cash flows have expired or have been transferred and the Consolidated Entity has transferred substantially all the risks and rewards of ownership. When there is no reasonable expectation of recovering part or all of a financial asset, its carrying value is written off.

Financial assets at fair value through profit or loss

Financial assets not measured at amortised cost or at fair value through other comprehensive income are classified as financial assets at fair value through profit or loss. Typically, such financial assets will be either: (i) held for trading, where they are acquired for the purpose of selling in the short-term with an intention of making a profit, or a derivative; or (ii) designated as such upon initial recognition where permitted. Fair value movements are recognised in profit or loss.

Financial assets at fair value through other comprehensive income

Financial assets at fair value through other comprehensive income include equity investments which the Consolidated Entity intends to hold for the foreseeable future and has irrevocably elected to classify them as such upon initial recognition.

17. Financial instruments (continued)

Impairment of financial assets

The Consolidated Entity recognises a loss allowance for expected credit losses on financial assets which are either measured at amortised cost or fair value through other comprehensive income. The measurement of the loss allowance depends upon the Consolidated Entity's assessment at the end of each reporting period as to whether the financial instrument's credit risk has increased significantly since initial recognition, based on reasonable and supportable information that is available, without undue cost or effort to obtain. Where there has not been a significant increase in exposure to credit risk since initial recognition, a 12-month expected credit loss allowance is estimated. This represents a portion of the asset's lifetime expected credit losses that is attributable to a default event that is possible within the next 12 months. Where a financial asset has become credit impaired or where it is determined that credit risk has increased significantly, the loss allowance is based on the asset's lifetime expected credit losses. The amount of expected credit loss recognised is measured on the basis of the probability weighted present value of anticipated cash shortfalls over the life of the instrument discounted at the original effective interest rate. For financial assets measured at fair value through other comprehensive income, the loss allowance is recognised within other comprehensive income. In all other cases, the loss allowance is recognised in profit or loss.

18. Commitments and contingencies

The Company the following expenditure contracted at the reporting date. The Company has certain statutory requirements to undertake a minimum level of exploration activity in order to maintain rights of tenure to its various exploration tenements. These requirements may vary from time to time, subject to approval of the relevant government departments and are expected to be fulfilled in the normal course of operations of the Company to avoid forfeiture of any tenement. The Company has a 100% share of tenements rental and expenditure commitments. These exploration commitments are not provided for in the financial statements and are payable:

	Consolidated Entity 30 June 2021	Consolidated Entity 30 June 2020
	\$	\$
Not longer than 1 year	229,582	382,681
More than 1 year but not longer than 5 years	1,620,983	1,701,355
More than 5 years	-	-
	1,850,565	2,084,036

**NOTES TO THE FINANCIAL STATEMENTS continued
FOR THE YEAR ENDED 30 JUNE 2021**

18. Commitments and contingencies (continued)

a. Contingent assets

There are no contingent assets as at 30 June 2021.

b. Contingent liabilities

There were no contingent liabilities at 30 June 2021 other than a bank guarantee for the office rent of \$21,457. The Directors are not aware of any significant breaches of environmental legislation and requirements during the year.

	Consolidated Entity 30 June 2021 \$	Consolidated Entity 30 June 2020 \$
--	--	--

19. Auditor's remuneration

Criterion Audit Pty Ltd: Audit and review of financial reports

23,000	23,000
---------------	--------

Total auditor's remuneration

23,000	23,000
---------------	---------------

20. Key management personnel compensation

Salary, fees and leave

382,610	288,810
----------------	---------

Superannuation

6,840	6,840
--------------	-------

Fair value of share options & performance rights

469,200	-
----------------	---

Total key management personnel compensation

858,650	295,650
----------------	----------------

Effective 26 February 2021 the Company entered into a sub-lease agreement with Kingfisher Mining Limited (a company of which both Warren Hallam and Adam Schofield are directors) for the occupancy of its premises. The transaction was on an arm's length term, expiring 31 December 2024.

Effective 1 March 2021 the Company entered into a drilling agreement with Kingfisher Mining Limited (a company of which both Warren Hallam and Adam Schofield are directors) for the provision of drilling services. The transaction was on an arm's length term.

During the year the Company paid \$105,209 in company secretarial and accounting fees to Mining Corporate Pty Ltd, a company of which Stephen Brockhurst is a director.

**NOTES TO THE FINANCIAL STATEMENTS continued
FOR THE YEAR ENDED 30 JUNE 2021**

20. Key management personnel compensation (continued)

Directors' interests and benefits

Refer to Remuneration Report for details of the transactions during the year.

Director	No. Shares Held at 30 June 2020	On-Market Purchases	Conversion of Performance Rights	Other Changes	No. Shares Held at 30 June 2021	No. Shares Held at Date of this Report
Warren Hallam						
Directly	-	-	-	-	-	-
Indirectly	-	-	-	1,315,788	1,315,788	1,691,726
Adam Schofield						
Directly	75,000	-	1,500,000	1,390,789	2,965,789	3,813,156
Indirectly	-	-	-	175,000	175,000	225,000
Stephen Brockhurst						
Directly	-	-	-	-	-	-
Indirectly	-	-	-	1,315,789	1,315,789	2,223,642
Total	75,000	-	1,500,000	4,197,366	5,772,366	7,953,524

Director	No. Options Held at 30 June 2020	Grant of Options	Exercise of Options	Other Changes	No. Options Held at 30 June 2021	No. Options Held at Date of this Report
Warren Hallam						
Directly	-	-	-	-	-	-
Indirectly	-	1,500,000	-	657,894	2,157,894	2,345,862
Adam Schofield						
Directly	2,500,000	5,000,000	-	695,395	8,195,395	8,619,078
Indirectly	-	-	-	87,500	87,500	112,500
Stephen Brockhurst						
Directly	-	-	-	-	-	-
Indirectly	-	1,500,000	-	657,895	2,157,895	2,611,821
Total	2,500,000	8,000,000	-	2,098,684	12,598,684	13,689,261

**NOTES TO THE FINANCIAL STATEMENTS continued
FOR THE YEAR ENDED 30 JUNE 2021**

Director	No. Performance Rights Held at 30 June 2020	Issue of Performance Rights	Conversion of Performance Rights	Other Changes	No. Performance Rights Held at 30 June 2021	No. Performance Rights Held at Date of this Report
Warren Hallam						
Directly	-	-	-	-	-	-
Indirectly	-	-	-	-	-	-
Adam Schofield						
Directly	1,500,000	3,000,000	(1,500,000)	-	3,000,000	3,000,000
Indirectly	-	-	-	-	-	-
Stephen Brockhurst						
Directly	-	-	-	-	-	-
Indirectly	-	-	-	-	-	-
Total	1,500,000	3,000,000	(1,500,000)	-	1,500,000	1,500,000

21. Interests in controlled entities

Company Name	Place of Incorporation	30 June 2021 % Ownership	30 June 2020 % Ownership
79 Exploration Pty Ltd	Australia	100%	100%
Nelson Exploration Services Pty Ltd	Australia	100%	100%

**NOTES TO THE FINANCIAL STATEMENTS continued
FOR THE YEAR ENDED 30 JUNE 2021**

22. Interests in controlled entities (continued)

Nelson Resources Limited is the ultimate parent entity of the Company. The parent entity's financial performance and financial position are as follows:

	Company 30 June 2021 \$	Company 30 June 2020 \$
ASSETS		
Current Assets		
Cash and cash equivalents	120,753	65,476
Trade and other receivables	62,276	2,025,547
Prepaid expenses	30,313	19,631
Total Current Assets	213,342	2,110,654
Non-Current Assets		
Plant and equipment	119,038	16,581
Right of use assets	264,027	15,853
Investments	1,100,001	1,100,001
Total Non-Current Assets	1,483,066	1,132,435
Total Assets	1,696,408	3,249,447
LIABILITIES		
Current Liabilities		
Trade and other payables	273,480	203,003
Liability for application money	22	2,008,227
Lease liability	28,500	11,687
Provisions	46,096	4,410
Total Current Liabilities	348,098	2,227,327
Non-Current Liabilities		
Lease liability	259,014	11,687
Total Current Liabilities	259,014	2,227,327
Total Liabilities	607,112	2,227,327
Net Assets	1,089,296	1,022,120
EQUITY		
Contributed equity	40,853,510	36,655,595
Reserves	815,607	319,483
Accumulated losses	(40,579,821)	(35,952,958)
Total Equity	1,089,296	1,022,120

22. Events after the end of the reporting year

There are no matters or circumstances have arisen since the end of the year which will significantly affect, or may significantly affect, the state of affairs or operations of the reporting entity in future financial periods other than the following:

- On 21 July 2021 the Company announced a renounceable entitlements issue for the offer of two new shares (at a price of \$0.047 each) for every seven existing shares held on 26 July 2021, with one attaching quoted option, exercisable at \$0.08 and expiring 24 months from issue, for every two new shares subscribed. On 13 August 2021 the Company announced that the offer had closed and raising \$1,953,497. On 17 August 2021 the Company announced that 41,563,769 shares along with 20,781,792 free attaching options exercisable at \$0.08 expiring 17 August 2023 had been issued.
- On 13 August 2021 the Company announced that a placement had been undertaken raising \$340,996 from the issue of 7,255,234 shares along with 3,627,616 free attaching options exercisable at \$0.08 expiring 17 August 2023.

DIRECTORS' DECLARATION

The Directors of the Consolidated Entity declare that:

The financial statements and notes are in accordance with the *Corporations Act 2001* and:

- a. comply with Australian Accounting Standards; and
- b. give a true and fair view of the Consolidated Entity's financial position as at 30 June 2021 and of the performance for the year ended 30 June 2021.

In the Directors' opinion there are reasonable grounds to believe that the Consolidated Entity will be able to pay its debts as and when they become due and payable.

The Directors have been given the declarations required by section 295A of the Corporations Act 2001.

This declaration is signed in accordance with a resolution of the Directors made pursuant to section 295(5)(a) of the Corporations Act 2001.

On behalf of the directors

A handwritten signature in blue ink, appearing to be 'AS', written over a horizontal line.

Adam Schofield
Executive Director

30 September 2021

Criterion Audit Pty Ltd

ABN 85 165 181 822

PO Box 233 LEEDERVILLE WA 6902

Suite 2, 642 Newcastle Street
LEEDERVILLE WA 6007

Phone: 9466 9009

Independent Auditor's Report

To the Members of Nelson Resources Limited

Report on the Audit of the Financial Report

Opinion

We have audited the financial report of Nelson Resources Limited ("the Company") and Controlled Entities ("the Consolidated Entity"), which comprises the consolidated statement of financial position as at 30 June 2021, the consolidated statement of comprehensive income, the consolidated statement of changes in equity and the consolidated statement of cash flows for the year then ended, notes to the financial statements, including a summary of significant accounting policies, and the directors' declaration.

In our opinion, the accompanying financial report of the Consolidated Entity is in accordance with the *Corporations Act 2001*, including:

- a) giving a true and fair view of the Consolidated Entity's financial position as at 30 June 2021 and of its financial performance for the year then ended; and
- b) complying with Australian Accounting Standards and the *Corporations Regulations 2001*.

Material Uncertainty Regarding Continuation as a Going Concern

Without modifying our opinion above, we draw attention to Note 2(b) to the annual report, which indicates that the Consolidated Entity produced a net loss for the year of \$3,097,367 with net cash outflow from operating activities of \$2,860,842. The net working deficit position of the Consolidated Entity at 30 June 2021 was \$72,761.

These conditions, along with other matters as set forth in Note 2(b), indicate the existence of a material uncertainty that may cast significant doubt about the ability of the Consolidated Entity to continue as a going concern and whether it will realise its assets and extinguish its liabilities in the normal course of business and at the amounts stated in the financial report.

Basis for Opinion

We conducted our audit in accordance with Australian Auditing Standards. Our responsibilities under those standards are further described in the *Auditor's Responsibilities for the Audit of the Financial Report* section of our report. We are

For personal use only

independent of the Consolidated Entity in accordance with the auditor independence requirements of the *Corporations Act 2001* and the ethical requirements of the Accounting Professional and Ethical Standards Board's *APES 110 Code of Ethics for Professional Accountants (including Independence Standards)* (the Code) that are relevant to our audit of the financial report in Australia. We have also fulfilled our other ethical responsibilities in accordance with the Code.

We confirm that the independence declaration required by the *Corporations Act 2001*, which has been given to the directors of the Company, would be in the same terms if given to the directors as at the time of this auditor's report.

We believe that the audit evidence we have obtained is sufficient and appropriate to provide a basis for our opinion.

Key Audit Matters

Key audit matters are those matters that, in our professional judgement, were of most significance in our audit of the financial report of the current period. These matters were addressed in the context of our audit of the financial report as a whole, and in forming our opinion thereon, and we do not provide a separate opinion on these matters.

Key audit matter	How our audit addressed the key audit matter
<p>Exploration and Evaluation Expenditure – \$4,329,651 (Refer to Note 11)</p> <p>Exploration and evaluation is a key audit matter due to:</p> <ul style="list-style-type: none"> The significance of the balance to the Consolidated Entity's consolidated financial position. The level of judgement required in evaluating management's application of the requirements of AASB 6 <i>Exploration for and Evaluation of Mineral Resources</i>. AASB 6 is an industry specific accounting standard requiring the application of significant judgements, estimates and industry knowledge. This includes specific requirements for expenditure to be capitalised as an asset and subsequent requirements which must be complied with for capitalised expenditure to continue to be carried as an asset. The assessment of impairment of exploration and evaluation expenditure being inherently difficult. 	<p>Our procedures included, amongst others:</p> <ul style="list-style-type: none"> We assessed management's determination of its areas of interest for consistency with the definition in AASB 6. This involved analysing the tenements in which the Consolidated Entity holds an interest and the exploration programmes planned for those tenements. For each area of interest, we assessed the Consolidated Entity's rights to tenure by corroborating to government registries and evaluating agreements in place with other parties as applicable; We tested the additions to capitalised expenditure for the year by evaluating a sample of recorded expenditure for consistency to underlying records, the capitalisation requirements of the Consolidated Entity's accounting policy and the requirements of AASB 6; We considered the activities in each area of interest to date and assessed the planned future activities for each area of interest by evaluating budgets for each area of interest. We assessed each area of interest for one or more of the following circumstances that may indicate impairment of the capitalised expenditure: <ul style="list-style-type: none"> the licenses for the right to explore expiring in the

For personal use only

- near future or are not expected to be renewed;
- substantive expenditure for further exploration in the specific area is neither budgeted or planned
- decision or intent by the Consolidated Entity to discontinue activities in the specific area of interest due to lack of commercially viable quantities of resources; and
- data indicating that, although a development in the specific area is likely to proceed, the carrying amount of the exploration asset is unlikely to be recovered in full from successful development or sale.
- We assessed the appropriateness of the related disclosures in note 11 to the financial statements.

Other Information

The directors are responsible for the other information. The other information comprises the information included in the Consolidated Entity's annual report for the year ended 30 June 2021, but does not include the financial report and our auditor's report thereon.

Our opinion on the financial report does not cover the other information and accordingly we do not express any form of assurance conclusion thereon.

In connection with our audit of the financial report, our responsibility is to read the other information and, in doing so, consider whether the other information is materially inconsistent with the financial report or our knowledge obtained in the audit or otherwise appears to be materially misstated.

If, based on the work we have performed, we conclude that there is a material misstatement of this other information, we are required to report that fact. We have nothing to report in this regard.

Responsibilities of the Directors for the Financial Report

The directors of the Company are responsible for the preparation of the financial report that gives a true and fair view in accordance with Australian Accounting Standards and the *Corporations Act 2001* and for such internal control as the directors determine is necessary to enable the preparation of the financial report that gives a true and fair view and is free from material misstatement, whether due to fraud or error.

In preparing the financial report, the directors are responsible for assessing the ability of the Consolidated Entity to continue as a going concern, disclosing, as applicable, matters related to going concern and using the going concern basis of accounting unless the directors either intend to liquidate the Consolidated Entity or to cease operations, or has no realistic alternative but to do so.

Auditor's Responsibilities for the Audit of the Financial Report

Our objectives are to obtain reasonable assurance about whether the financial report as a whole is free from material misstatement, whether due to fraud or error, and to issue an auditor's report that includes our opinion. Reasonable assurance is a high level of assurance, but is not a guarantee that an audit conducted in accordance with the Australian Auditing Standards will always detect a material misstatement when it exists. Misstatements can arise from fraud or error and are considered material if, individually or in the aggregate, they could reasonably be expected to influence the economic decisions of users taken on the basis of this financial report

As part of an audit in accordance with the Australian Auditing Standards, we exercise professional judgement and maintain professional scepticism throughout the audit. We also:

- Identify and assess the risks of material misstatement of the financial report, whether due to fraud or error, design and perform audit procedures responsive to those risks, and obtain audit evidence that is sufficient and appropriate to provide a basis for our opinion. The risk of not detecting a material misstatement resulting from fraud is higher than for one resulting from error, as fraud may involve collusion, forgery, intentional omissions, misrepresentations, or the override of internal control.
- Obtain an understanding of internal control relevant to the audit in order to design audit procedures that are appropriate in the circumstances, but not for the purpose of expressing an opinion on the effectiveness of the Consolidated Entity's internal control.
- Evaluate the appropriateness of accounting policies used and the reasonableness of accounting estimates and related disclosures made by the directors.
- Conclude on the appropriateness of the directors' use of the going concern basis of accounting and, based on the audit evidence obtained, whether a material uncertainty exists related to events or conditions that may cast significant doubt on the Consolidated Entity's ability to continue as a going concern. If we conclude that a material uncertainty exists, we are required to draw attention in our auditor's report to the related disclosures in the financial report or, if such disclosures are inadequate, to modify our opinion. Our conclusions are based on the audit evidence obtained up to the date of our auditor's report. However, future events or conditions may cause the Consolidated Entity to cease to continue as a going concern.
- Evaluate the overall presentation, structure and content of the financial report, including the disclosures, and whether the financial report represents the underlying transactions and events in a manner that achieves fair presentation.
- Obtain sufficient appropriate audit evidence regarding the financial information of the entities or business activities within the Consolidated Entity to express an opinion on the financial report. We are responsible for the direction, supervision and performance of the Consolidated Entity's audit. We remain solely responsible for our audit opinion.

We communicate with the directors regarding, among other matters, the planned scope and timing of the audit and significant audit findings, including any significant deficiencies in internal control that we identify during our audit.

We also provide the directors with a statement that we have complied with relevant ethical requirements regarding independence, and to communicate with them all relationships and other matters that may reasonably be thought to bear on our independence, and where applicable, related safeguards.

From the matters communicated with the directors, we determine those matters that were of most significance in the audit of the financial report of the current period and are therefore the key audit matters. We describe these matters in our auditor's report unless law or regulation precludes public disclosure about the matter or when, in extremely rare circumstances, we determine that a matter should not be communicated in our report because the adverse consequences of doing so would reasonably be expected to outweigh the public interest benefits of such communication.

Report on the Remuneration Report

Opinion on the Remuneration Report

We have audited the Remuneration Report included in pages 23 to 27 of the directors' report for the year ended 30 June 2021.

In our opinion, the Remuneration Report of Nelson Resources Limited, for the year ended 30 June 2021, complies with section 300A of the *Corporations Act 2001*.

Responsibilities

The directors of the Company are responsible for the preparation and presentation of the remuneration report in accordance with s 300A of the *Corporations Act 2001*. Our responsibility is to express an opinion on the remuneration report, based on our audit conducted in accordance with Australian Auditing Standards.

Criterion Audit Pty Ltd

CRITERION AUDIT PTY LTD

Elizabeth Louwrens

ELIZABETH LOUWRENS CA
Director

DATED at PERTH this 30th day of September 2021

ADDITIONAL INFORMATION FOR PUBLIC LISTED COMPANIES
As at 20 September 2021

Issued Securities

	Listed on ASX	Unlisted	Total
Fully paid ordinary shares	194,292,195	-	194,292,195
\$0.1903 unlisted options expiring 20-Nov-21	-	4,000,000	4,000,000
\$0.08 unlisted options expiring 14-Feb-22	-	3,189,458	3,189,458
\$0.08 listed options expiring 07-Jul-22	33,299,895	-	33,299,895
\$0.08 listed options expiring 17-Aug-23	24,409,408	-	24,409,408
\$0.0907 unlisted options expiring 14-Sep-23	-	8,000,000	8,000,000
Unlisted performance rights expiring 20-Nov-21	-	1,000,000	1,000,000
Unlisted performance rights expiring 14-Sep-23	-	2,000,000	2,000,000
Total	252,001,498	18,189,458	270,190,956

Distribution of Listed Ordinary Fully Paid Shares

Spread of Holdings	Number of Holders	Number of Units	% of Total Issued Capital
1 - 1,000	42	6,314	0.00%
1,001 - 5,000	53	215,337	0.11%
5,001 - 10,000	214	1,826,884	0.94%
10,001 - 100,000	653	24,635,591	12.68%
100,001 - and over	318	167,608,069	86.27%
Total	1,280	194,292,195	100.00%

Top 20 Listed Ordinary Fully Paid Shareholders

Rank	Shareholder	Shares Held	% Issued Capital
1.	MR MAOSEN ZHONG	8,000,000	4.12%
2.	CAIRNGLEN INVESTMENTS PTY LTD	6,333,333	3.26%
3.	ARGONAUT SECURITIES (NOMINEES) PTY LTD <ASPL CLIENT NO3 A/C>	6,067,758	3.12%
4.	HSBC CUSTODY NOMINEES (AUSTRALIA) LIMITED	5,045,222	2.60%
5.	ESM LIMITED	3,000,000	1.54%
6.	RUBITON PTY LTD	2,399,999	1.24%
7.	RALLOU PTY LTD <MASSEY CHARITABLE A/C>	2,328,571	1.20%
8.	MR MAOSEN ZHONG	2,212,669	1.14%
9.	MR CHRISTOPHER ADAM SIDMONS SCHOFIELD	2,121,428	1.09%
10.	ROOKHARP CAPITAL PTY LIMITED	2,000,000	1.03%
10.	MR ADRIAN BRUCE WATT & MRS TRACEY JANINE WATT <A & T WATT FAMILY S/F A/C>	2,000,000	1.03%
11.	MR JONATHAN IAN LANGTON & MRS KERRY ANNE LANGTON	1,956,338	1.01%
12.	CAMPBELL KITCHENER HUME & ASSOCIATES PTY LTD <C K H SUPERFUND A/C>	1,705,000	0.88%
13.	MR CHRISTOPHER ADAM SIDMONS SCHOFIELD	1,691,728	0.87%
14.	BURLFALLS PTY LTD <HALLAM INVESTMENT FUND>	1,672,976	0.86%
15.	CAIRNGLEN INVESTMENTS PTY LTD	1,650,000	0.85%
15.	MR IAN GEORGE KNIGHT	1,650,000	0.85%
16.	TOLTEC HOLDINGS PTY LTD	1,642,857	0.85%
17.	ST BARNABAS INVESTMENTS PTY LTD <THE MELVISTA FAMILY A/C>	1,628,571	0.84%
18.	PASO HOLDINGS PTY LTD	1,435,714	0.74%
19.	HSBC CUSTODY NOMINEES (AUSTRALIA) LIMITED	1,382,334	0.71%
20.	SHRIVER NOMINEES PTY LTD	1,377,779	0.71%
Total		59,302,277	30.52%

The number of shareholdings held in less than marketable parcels is 355.

The Company has the following substantial shareholders listed in its register as at 20 September 2021:

Rank	Shareholder	Shares Held	% Issued Capital
1.	MR MAOSEN ZHONG	11,052,865	5.69%

There are no holders of more than 20% of this class of securities.

ADDITIONAL INFORMATION FOR PUBLIC LISTED COMPANIES (continued)

Ordinary Shares Voting Rights - Subject to any rights or restrictions for the time being attached to any class or classes of Shares, at general meetings of Shareholders or classes of Shareholders:

- each Shareholder entitled to vote may vote in person or by proxy, attorney or representative;
- on a show of hands, every person present who is a Shareholder or a proxy, attorney or representative of a Shareholder has one vote; and
- on a poll, every person present who is a Shareholder or a proxy, attorney or representative of a Shareholder shall, in respect of each fully paid Share held by him, or in respect of which he is appointed a proxy, attorney or representative, have one vote for the Share, but in respect of partly paid Shares shall have such number of votes as bears the same proportion to the total of such Shares registered in the Shareholder's name as the amount paid (not credited) bears to the total amounts paid and payable (excluding amounts credited).

Distribution of Listed \$0.08 07-Jul-22 Options

Spread of Holdings	Number of Holders	Number of Units	% of Total Options
1 - 1,000	2	1,010	0.00%
1,001 - 5,000	45	160,776	0.48%
5,001 - 10,000	36	280,958	0.84%
10,001 - 100,000	91	3,735,119	11.22%
100,001 - and over	59	29,122,032	87.45%
Total	233	33,299,895	100.00%

Top 20 Listed \$0.08 07-Jul-22 Option Holders

Rank	Optionholder	Options Held	% of Total Options
1.	PE GROUP HOLDINGS PTY LTD	5,002,507	15.02%
2.	ST BARNABAS INVESTMENTS PTY LTD <THE MELVISTA FAMILY A/C>	2,000,000	6.01%
3.	ILLINGTON PTY LTD <SUPERANNUATION FUND A/C>	1,500,000	4.50%
4.	HSBC CUSTODY NOMINEES (AUSTRALIA) LIMITED	1,260,000	3.78%
5.	APAM HOLDINGS PTY LTD <HECTOR SUPER FUND A/C>	1,216,957	3.65%
6.	CAIRNGLEN INVESTMENTS PTY LTD	966,667	2.90%
7.	MR JONATHAN IAN LANGTON & MRS KERRY ANNE LANGTON	825,509	2.48%
8.	CAMPBELL KITCHENER HUME & ASSOCIATES PTY LTD <C K H SUPERFUND A/C>	810,000	2.43%
9.	AJAVA HOLDINGS PTY LTD	750,000	2.25%
10.	MR JIM ZAMOLO	689,495	2.07%
11.	KYRIACO BARBER PTY LTD	666,829	2.00%
12.	MR CHRISTOPHER ADAM SIDDON SCHOFIELD	657,895	1.98%
13.	SCINTILLA CAPITAL PTY LTD	644,735	1.94%
14.	MR CAMERON STEWART COX	600,000	1.80%
15.	RUMLER SUPERANNUATION MANAGEMENT PTY LTD <RUMLER SUPER FUND A/C>	561,539	1.69%
16.	MR DAVID FAGAN	542,000	1.63%
17.	JETOSEA PTY LTD	500,000	1.50%

For personal use only

ADDITIONAL INFORMATION FOR PUBLIC LISTED COMPANIES (continued)

17.	MR THOMAS DALE MATHERS	500,000	1.50%
18.	MEI ZIRONG PTY LTD <MEI ZIRONG SF A/C>	456,525	1.37%
19.	ANNA CARINA PTY LTD <ANNA CARINA FAMILY A/C>	448,516	1.35%
20.	MR ARIEL EDWARD KING	430,000	1.29%
Total		21,029,174	63.15%

There are no holders of more than 20% of this class of securities.

Distribution of Listed \$0.08 17-Aug-22 Options

Spread of Holdings	Number of Holders	Number of Units	% of Total Options
1 - 1,000	16	9,846	0.04%
1,001 - 5,000	97	284,435	1.17%
5,001 - 10,000	26	198,048	0.81%
10,001 - 100,000	109	4,577,057	18.75%
100,001 - and over	63	19,340,022	79.23%
Total	311	24,409,408	100.00%

Top 20 Listed \$0.08 17-Aug-22 Option Holders

Rank	Optionholder	Options Held	% of Total Options
1.	SANDWICH HOLDINGS PTY LTD	1,200,000	4.92%
2.	RUBITON PTY LTD	1,049,999	4.30%
3.	ROOKHARP CAPITAL PTY LIMITED	1,000,000	4.10%
4.	CAIRNGLEN INVESTMENTS PTY LTD	999,999	4.10%
5.	CITICORP NOMINEES PTY LIMITED	891,589	3.65%
6.	GAZUMP RESOURCES PTY LTD	735,548	3.01%
7.	OPEKA DALE PTY LTD <OPEKA DALE P/L S/F NO 2 A/C>	681,897	2.79%
8.	TRINITY DIRECT PTY LTD	640,000	2.62%
9.	MR DANNY ALLEN PAVLOVICH <PAVLOVICH FAMILY SPEC 1 A/C>	500,000	2.05%
9.	MRS ZI JUAN QI <CHEN FAMILY A/C>	500,000	2.05%
9.	MR RYAN JAMES ROWE	500,000	2.05%
9.	MATTHEW BURFORD SUPER FUND PTY LTD <BURFORD SUPERFUND A/C>	500,000	2.05%
9.	MRS YAN WANG <AUST WEST COAST TRAVEL A/C>	500,000	2.05%
10.	SCINTILLA CAPITAL PTY LTD	425,000	1.74%
10.	DOSTAL NOMINEES PTY LTD <PGJ&D DOSTAL BLOODLINE A/C>	425,000	1.74%
11.	TOLTEC HOLDINGS PTY LTD <NO 2 A/C>	406,382	1.66%
12.	MRS ARPITA SALUJA	375,000	1.54%
13.	SHRIVER NOMINEES PTY LTD	359,942	1.47%
14.	DR LEON EUGENE PRETORIUS	325,000	1.33%
15.	TOLTEC HOLDINGS PTY LTD	321,428	1.32%
16.	AJ LOO INVESTMENTS PTY LTD <AJ LOO INVEST FAMILY A/C>	250,000	1.02%

For personal use only

ADDITIONAL INFORMATION FOR PUBLIC LISTED COMPANIES (continued)

16.	BOND STREET CUSTODIANS LIMITED <WLPLO - D09492 A/C>	250,000	1.02%
16.	MR BENJAMIN JAMES OPIE <KTG FAMILY NO 2 A/C>	250,000	1.02%
16.	ERLICHSTER INVESTMENT PTY LTD <ERLICHSTER INVESTMENT A/C>	250,000	1.02%
17.	MR CHRISTOPHER ADAM SIDDON SCHOFIELD	235,714	0.97%
18.	HALF PRICE DECKING & TIMBER PTY LTD	234,043	0.96%
19.	MR ADAM HENDERSON	225,000	0.92%
20.	PCAS (AUSTRALIA) PTY LTD <PCAS INVESTMENT A/C>	215,000	0.88%
Total		14,246,541	58.37%

There are no holders of more than 20% of this class of securities.

The Company has no restricted securities on issue as at the date of this report.

ADDITIONAL INFORMATION FOR PUBLIC LISTED COMPANIES (continued)
Schedule of Exploration Tenements

Project	Tenement	Granted or Pending	Interest: 30-Jun-21
Socrates	E 28/2633	G	100%
Grindall North	E 28/2769	G	100%
Socrates - South	E 28/2873	G	100%
Socrates – East	E 28/2993	P	-
Socrates - East	E 28/2953	G	100%
Morris	E 28/2941	G	100%
Grindall	E 28/2679	G	100%
Grindall South	E 28/2768	G	100%
Redmill	E 28/2874	G	100%
Redmill West	E 28/2987	G	100%
Harvey South	E 63/1971	G	100%
Harvey	E 28/2923	G	100%
Harvey West	E 28/2986	G	100%
Harvey West	E 28/3081	P	-
Hope West	E 28/3127	P	-
Hope East	E 28/3130	P	-
Orion North	E 28/3128	P	-
Orion South	E 28/3129	P	-
Tempest	E 28/2805	G	100%
Yarri - Wallaby	P 31/2085	G	100%
Yarri - Gibberts	P 31/2086	G	100%
Yarri - Gt Banjo	P 31/2087	G	100%
Fortnum	E 52/3695	G	100%