

UNITED STATES
SECURITIES AND EXCHANGE COMMISSION
WASHINGTON, D.C. 20549

FORM 10-K

ANNUAL REPORT PURSUANT TO SECTION 13 OR 15(d) OF THE SECURITIES EXCHANGE ACT OF 1934

For the fiscal year ended December 31, 2012

or

TRANSITION REPORT PURSUANT TO SECTION 13 OR 15(d) OF THE SECURITIES EXCHANGE ACT OF 1934

For the transition period from _____ to _____

Commission File No. 001-34546

CHINA XD PLASTICS COMPANY LIMITED
(Exact name of registrant as specified in its charter)

Nevada

(State or other jurisdiction of incorporation or organization)

04-3836208

(I.R.S. Employer Identification No.)

No. 9 Dalian North Road, Haping Road Centralized Industrial Park,
Harbin Development Zone,
Heilongjiang Province, P. R. China

(Address of principal executive offices)

150060

(Zip Code)

Registrant's telephone number, including area code: (86) 451-8434-6600

Securities registered pursuant to Section 12(b) of the Act:

Title of each class

Common Stock, \$0.0001

Name of each exchange on which registered

NASDAQ Global Market

Securities registered pursuant to Section 12(g) of the Act: None

Indicate by checkmark if the registrant is a well-known seasoned issuer, as defined in Rule 405 of the Securities Act. Yes No

Indicate by checkmark if the registrant is not required to file reports pursuant to Section 13 or 15(d) of the Act. Yes No

Indicate by checkmark whether the registrant (1) has filed all reports required to be filed by Section 13 or 15(d) of the Securities Exchange Act of 1934 during the preceding 12 months (or for such shorter period that the registrant was required to file such reports), and (2) has been subject to such filing requirements for the past 90 days. Yes No

Indicate by check mark whether the registrant has submitted electronically and posted on its corporate Web site, if any, every Interactive Data File required to be submitted and posted pursuant to Rule 405 of Regulation S-T (§232.405 of this chapter) during the preceding 12 months (or for such shorter period that the registrant was required to submit and post such files). Yes No

Indicate by checkmark if disclosure of delinquent filers pursuant to Item 405 of Regulation S-K (§229.405 of this chapter) is not contained herein, and will not be contained, to the best of registrant's knowledge, in definitive proxy or information statements incorporated by reference in Part III of this Form 10-K or any amendment to this Form 10-K.

Indicate by checkmark whether the registrant is a large accelerated filer, an accelerated filer, a non-accelerated filer, or a smaller reporting company. See the definitions of "large accelerated filer," "accelerated filer," and "smaller reporting company" in Rule 12b-2 of the Exchange Act.

Large accelerated filer

Accelerated filer

Non-accelerated filer

Smaller reporting company

(Do not check if a smaller reporting company)

Indicate by check mark whether the registrant is a shell company (as defined in Rule 12b-2 of the Act). Yes No

The aggregate market value of the voting and non-voting common equity held by non-affiliates as of June 30, 2012 was approximately \$72,853,606.

As of March 20, 2013, there were 47,563,772 shares of common stock, par value US\$0.0001 per share, outstanding.

Documents incorporated by reference: None.

CHINA XD PLASTICS COMPANY LIMITED
FORM 10-K ANNUAL REPORT
FOR THE FISCAL YEAR ENDED DECEMBER 31, 2012

Table of Contents

PART I		1
Item 1	Business	1
Item 1A	Risk Factors	22
Item 1B	Unresolved Staff Comments	37
Item 2	Properties	37
Item 3	Legal Proceedings	38
Item 4	Mine Safety Disclosures	38
PART II		39
Item 5	Market For Registrant's Common Equity, Related Stockholder Matters and Issuer Purchases of Equity Securities	39
Item 6	Selected Financial Data	40
Item 7	Management's Discussion and Analysis of Financial Condition and Results of Operations	41
Item 7A	Quantitative and Qualitative Disclosures About Market Risk	52
Item 8	Financial Statements and Supplementary Data	53
Item 9	Changes In and Disagreements with Accountants on Accounting and Financial Disclosure	53
Item 9A	Controls and Procedures	53
Item 9B	Other Information	54
PART III		55
Item 10	Directors, Executive Officers and Corporate Governance	55
Item 11	Executive Compensation	64
Item 12	Security Ownership of Certain Beneficial Owners and Management and Related Stockholder Matters	73
Item 13	Certain Relationships and Related Transactions and Director Independence	74
Item 14	Principal Accountant Fees and Services	76
PART IV		77
Item 15	Exhibits, Financial Statement Schedules	77
Financial Statements		
Index to Consolidated Financial Statements		F-1
Report of Independent Registered Public Accounting Firm		F-2
Consolidated Balance Sheets		F-3
Consolidated Statements of Comprehensive Income		F-4
Consolidated Statements of Changes in Equity		F-5
Consolidated Statements of Cash Flows		F-6
Notes to the Consolidated Financial Statements		F-8

PART I

ITEM 1. BUSINESS.

Our Business

China XD Plastics Company Limited ("China XD", "we", and the "Company", and "us" or "our" shall be interpreted accordingly) is one of leading specialty chemical companies engaged in the research, development, manufacture and sale of modified plastics primarily for automotive applications in China. Through our wholly-owned subsidiary Heilongjiang Xinda Enterprise Group Company Limited ("Xinda Group"), we manufacture and sell modified plastics, primarily for use in the fabrication of automobile parts and components. We develop our products using our proprietary technology through our wholly-owned research laboratory, Heilongjiang Xinda Enterprise Group Macromolecule Material Research Center Company Limited. ("Xinda Group Material Research"). Xinda Group Material Research is a professional macromolecular material research and development institution and has 246 certifications from manufacturers in the automobile industry as of December 31, 2012. We are the only company certified as a National Enterprise Technology Center in modified plastics industry in Heilongjiang Province. Our research and development (the "R&D") team consists of 118 professionals and 18 consultants, including three consultants who are members of Chinese Academy of Engineering, and one consultant who is the former chief scientist of Specialty Plastics Engineering Institute of Jilin University. As a result of the combination of our academic and technological expertise, we have a portfolio of 69 patents, one of which we have obtained the patent rights and the remaining 68 of which we have applications pending in China as of December 31, 2012.

Modified plastic is produced by changing the physical and/or chemical characteristics of ordinary resin materials. In order for plastics to be used to produce automobile parts and components, they must satisfy certain physical criteria in terms of mechanical functionality, stability under light and heat, durability, flame resistance, and environmental friendliness. Our unique proprietary formulas and processing techniques enable us to produce low-cost high-quality modified plastic materials, which have been certified by many of the major domestic and international automobile manufacturers in China. In addition, we also provide specially engineered plastics and environment-friendly plastics for use in oilfield equipment, mining equipment, vessel propulsion systems and power station equipments.

China XD's primary end-market is the Chinese automotive industry that has been rapidly growing for the past few years where our modified plastics are used by our customers to fabricate the following auto components: exteriors (automobile bumpers, rearview and sideview mirrors, license plate parts), interiors (door panels, dashboard, steering wheel, glove compartment and safety belt components), and functional components (air conditioner casing, heating and ventilation casing, engine covers, and air ducts). Our specialized plastics are utilized in more than 23 automobile brands manufactured in China, including leading brands such as AUDI, BMW, Toyota, Buick, Mazda, Volkswagen, Cherry, Geely, and Hafei new energy vehicles. As of December 31, 2012, 246 of Xinda Group's automotive-specific modified plastic products have been certified by one or more of the automobile manufacturers in China and are in commercial production. As of December 31, 2012, 38 of our products were in the process of product certification by automobile manufacturers.

We operate three manufacturing bases in Harbin, Heilongjiang in the People's Republic of China (the "PRC"). Prior to December 2012, we had approximately 255,000 metric tons of annual production capacity across 58 automatic production lines utilizing German twin-screw extruding systems, automatic weighing systems and Taiwan conveyer systems. In December 2012, we further expanded our third production base in Harbin with additional 135,000 metric tons of annual production capacity, bringing total installed production capacity in our three production bases to 390,000 metric tons across an additional 30 new production lines.

Our History

China XD, formerly known as NB Payphones Ltd. and NB Telecom, Inc., was originally incorporated under the laws of the state of Pennsylvania on November 16, 1999. On December 27, 2005, we migrated to the state of Nevada.

On December 24, 2008, we acquired Favor Sea Limited ("Favor Sea (BVI)"), a British Virgin Islands corporation, which is the holding company for Harbin Xinda Macromolecule Material Co., Ltd. ("Harbin Xinda") and Harbin Xinda's wholly-owned subsidiary, Harbin Xinda Macromolecule Material Research Institute ("Research Institute"). Harbin Xinda is a high-tech manufacturer and developer of modified plastics, which was established in September 2004 under the laws of the PRC. In December 2010, our management determined that the Research Institute could not meet the Company's development needs, including meeting the criteria to be a National Enterprise Technology Center. As a result, the Research Institute was deregistered.

On June 11, 2010, Harbin Xinda established Harbin Xinda Macromolecule Material Engineering Center Co., Ltd. ("Xinda Engineering Center") to focus on research and development of high-end products such as engineering plastics, modified PA, alloy plastics and modified ABS. Xinda Engineering Center was deregistered in 2012 as part of our group restructuring.

On October 14, 2010, Harbin Xinda established Heilongjiang Xinda Software Development Company Limited ("Xinda Software") to develop software applications that provide certain standard and programmable technical services remotely.

On December 10, 2010, Harbin Xinda established Harbin Xinda Macromolecule Material Research Center Co., Ltd. ("Xinda Macromolecule Research Center") to focus on research and development of products such as modified PP and environment-friendly modified plastics. Xinda Macromolecule Research Center was deregistered in 2012 as part of our group restructuring.

On March 31, 2011, Harbin Xinda established a wholly-owned subsidiary, Harbin Xinda Macromolecule Material Testing Technical Co., Ltd. ("Xinda Testing"), to develop a nationally recognized testing laboratory and provide testing services of macromolecule materials, engineering plastics and other products.

In response to our rapid business expansion and in order to be eligible for beneficial tax policies for certain regions in China, we developed a group restructuring plan.

From August 2011 to December of 2012, Harbin Xinda established (i) Harbin Meiyuan Enterprise Management Service Company Limited. ("Meiyuan Training") in Harbin to provide all year round training to both our existing and new employees, accommodate our customers and business partners as well as host industry conferences; and (ii) Heilongjiang Xinda Enterprise Group Technology Center Company Limited ("Xinda Group Technology Center") in Harbin to focus on long-term research and development projects.

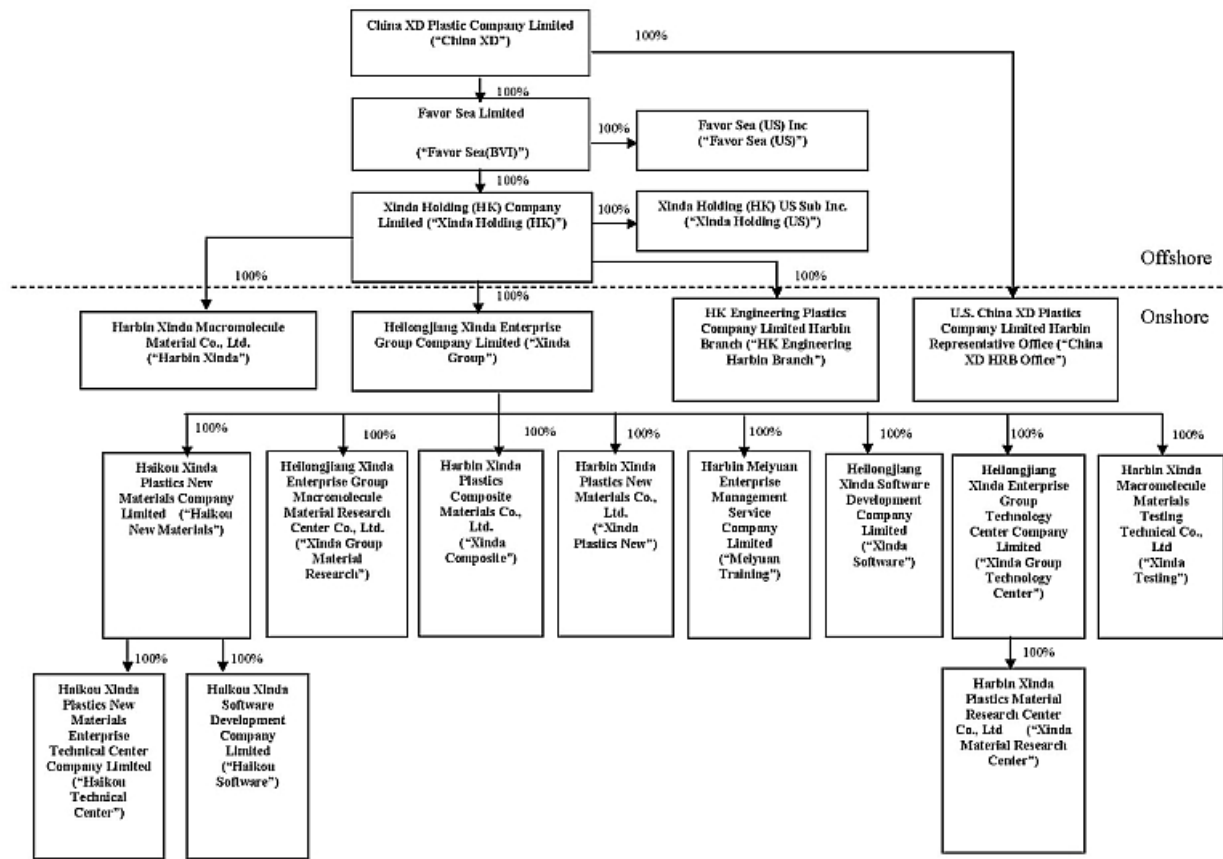
Xinda Group, a wholly-owned subsidiary of HK Engineering Plastics Company Limited and the proposed direct parent company of all of our PRC-based operating subsidiaries after the group restructuring was established in December 2011. Harbin Xinda Plastics Material Research Center Company Limited ("Xinda Material Research Center") was established in December 2011 to focus on research and development of products close to commercialization phase.

Three companies, Haikou Xinda Plastics New Materials Company Limited. ("Haikou New Materials"), Haikou Xinda Plastics New Materials Enterprise Technical Center Company Limited ("Haikou Technical Center"), and Haikou Xinda Software Development Company Limited ("Haikou Software") were established in December 2011 and are based in Haikou, the capital of Hainan province in the PRC. Harbin Xinda Plastics Composite Material Company Limited ("Xinda Composite") and Harbin Xinda Plastics New Material Company Limited ("Xinda Plastics New") were established in December 2011.

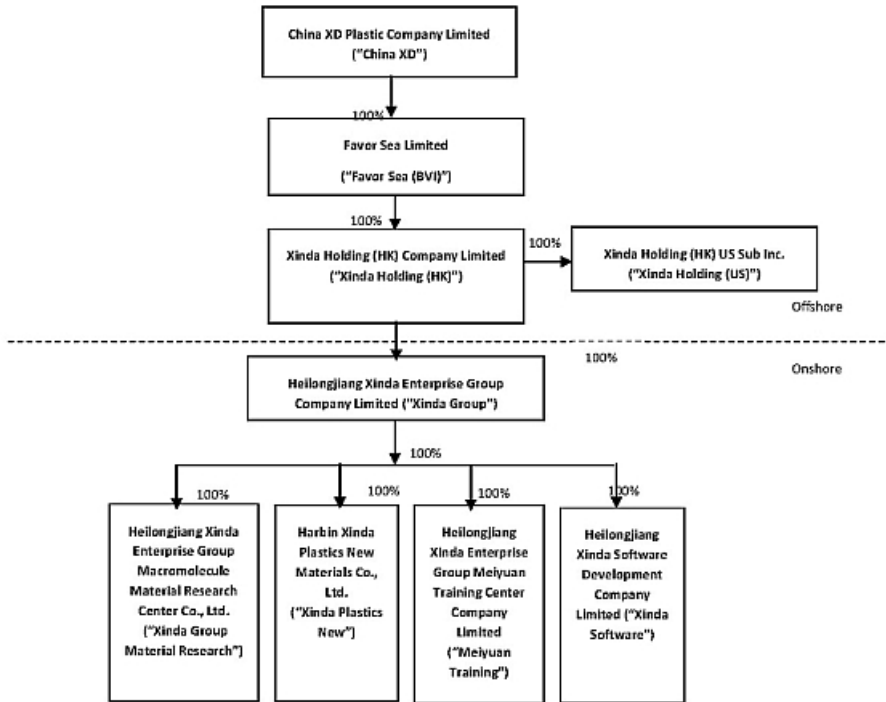
Xinda Group Material Research was established in December 2012.

Part of the restructuring plan is for Harbin Xinda to transfer its ownership of subsidiaries to Xinda Group. As of December 31, 2012, we have completed internal transfer of three subsidiaries to Xinda Group: Xinda Software, Xinda Group Technology Center and Xinda Testing as shown in the organization chart below. Harbin Xinda is being merged into Xinda Group and will be deregistered. Meiyuan Service changed its name to Heilongjiang Xinda Enterprise Group Meiyuan Training Center Co. Ltd. ("Meiyuan Training") to better reflect its nature of operation upon completion of the restructuring. Haikou New Materials, Haikou Technical Center and Haikou Software are planned to be deregistered in 2013. Xinda Group Technology Center, Xinda Testing and Xinda Material Research Center will be deregistered and merged into Xinda Group Material Research in 2013, whose major functions include technical support for our production bases, research and development of modified plastic products for applications in areas such as automotive, high-speed rail, aircraft and others, customer post-sales support, and collaboration with industry leading universities and institutions. Our restructuring is expected to be completed approximately by June 30, 2013.

Corporate Structure The corporate structure of the Company as of December 31, 2012 was as follows:



The planned corporate structure of the Company after the restructuring is as follows:

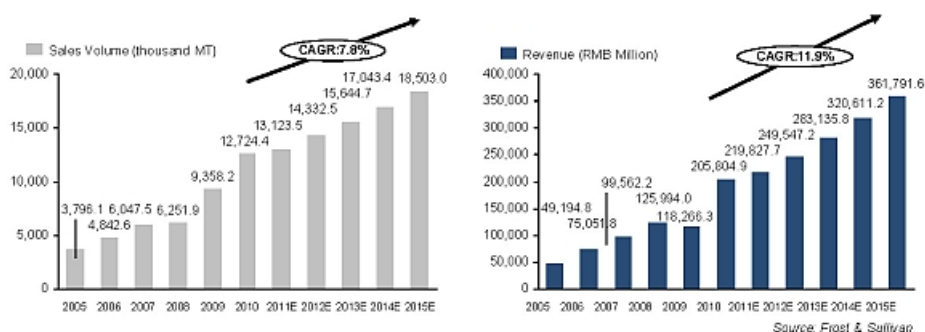


Starting in 2013, we plan to establish a production base, research and development and training center in Sichuan Province to develop market for our products in Southwest China and its adjacent regions.

Our Industry

According to a research report prepared exclusively for the Company and issued by Frost & Sullivan in February 2012, China is estimated to have consumed approximately 14.3 million Metric Ton ("MT") of modified plastic products in 2012, representing an increase of 9.2% compared to 2011. With China being the world's leading manufacturing center and with rising domestic individual consumption, we believe that demand for modified plastics from China will continue to increase in the foreseeable future. As shown in Figure 1, the market demand for modified plastics will reach 15.6 million MT in 2013 and 18.5 million MT in 2015, representing compound annual growth rates ("CAGR") of 7.8% and 11.9% by sales volume and revenue from 2010 to 2015. Currently, demand for our products is primarily driven by the Chinese automotive industry. In order for plastics to be used in automobile parts and components, they must satisfy specific physical criteria in terms of mechanical functionality, stability under light and heat, durability, flame resistance, and environmental friendliness. Modified plastics are usually found in interior materials, door panels, dashboards, mud flaps, chassis, bumpers, oil tanks, gas valves, grilles, unit heater shells, air conditioner shells, heat dissipating grids, wheel covers, and other components.

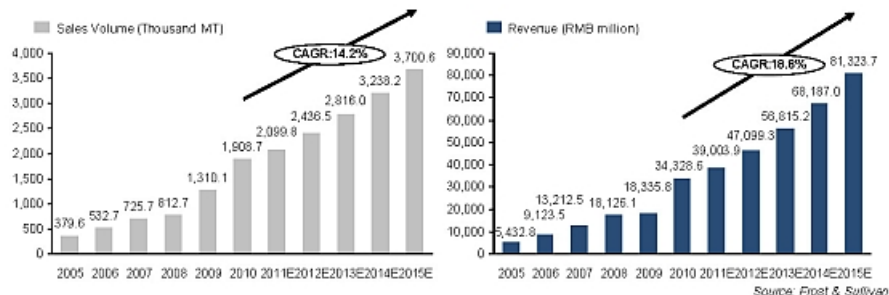
Figure 1: Analysis of Chinese Modified Plastics Market: Sales Volume and Revenue (China), 2005-2015E



Source: Frost & Sullivan

According to Frost & Sullivan's report, the Chinese automotive modified plastics market has experienced rapid development from 2005 to 2010, with more than a six-fold growth in terms of revenue and more than a four-fold increase in terms of sales volume during this period. The market demand is projected to reach 2.8 million MT in 2013. As illustrated in Figure 2, the Chinese automotive modified plastics market is expected to sustain rapid increase in terms of revenue and sales volume, with CAGR of 18.8% and 14.2% from 2010 to 2015, respectively. Approximately 51% of the automotive modified plastic consumed in 2010 was imported from outside of the PRC or manufactured by multinational and joint venture companies. We believe that the demand for automotive modified plastic in China will grow continuously due to the fast growing Chinese automotive market, increasing use per unit of plastic content in automobiles and favorable government incentives and regulations. Moreover, domestic producers will likely gain larger market share from imports as they are able to manufacture products with comparable quality at highly competitive prices and close proximity to their customers. We believe that the following are the key drivers for the automotive modified plastic industry in China.

Figure 2: Analysis of Chinese Automotive Modified Plastics Market: Sales Volume and Revenue (China), 2005-2015E

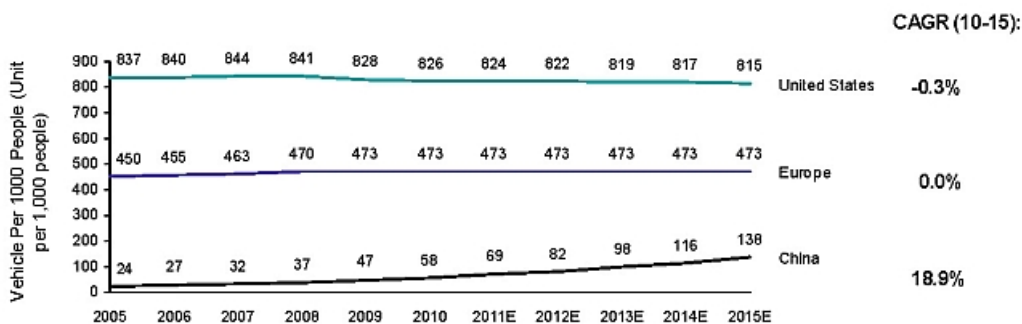


Source: Frost & Sullivan

Continual Growth in Chinese Auto Demand

According to the statistics by the China Association of Automobile Manufacturers ("CAAM") in 2012, China's production volume of automobiles increased from 5.7 million units in 2005 to 19.27 million units in 2012. The market is expected to sustain the growth with a CAGR of 5.9% from 2010 to 2015, reaching 24.3 million units in 2015. China has exceeded the United States to become the world's largest auto market as measured by the number of automobiles sold. We believe the growth momentum in China's auto sales will remain strong over the next five years. The automotive industry in China is still in its infancy with passenger car ownership of 69 vehicles per 1,000 inhabitants in 2011, which is significantly below the developed countries' average of 824 and global average of 473 according to the Economist Intelligence Unit as shown in Figure 3 below.

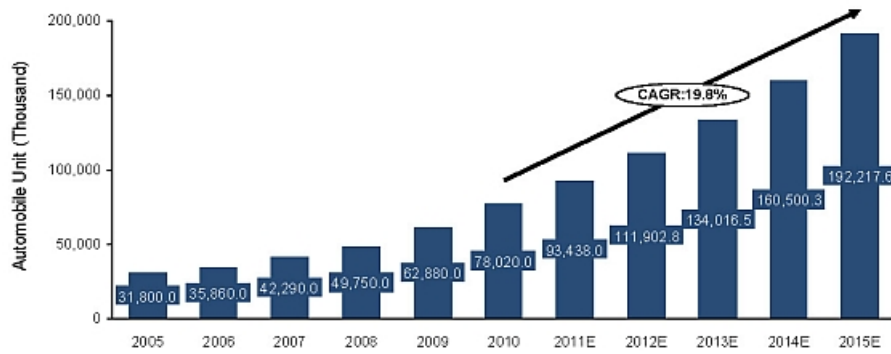
Figure 3: Overview of Chinese Macro Economy: Vehicle Per 1,000 People Comparison (Units per 1,000 People), 2005-2015E



Source: National Bureau of Statistics, US Department of Energy, Eurosta, Frost and Sullivan

According to the National Bureau of Statistics, the total number of Chinese automobile parts has experienced a rapid growth because of the economic development and the incentive policies issued by the government. The number maintained a booming trend from 31.8 million units in 2005 to 112 million units in 2012, and is forecasted to hit a record of 134 million units in 2013 and 192 million units by 2015, with a CAGR of 19.8% between 2010 and 2015 as shown in Figure 4.

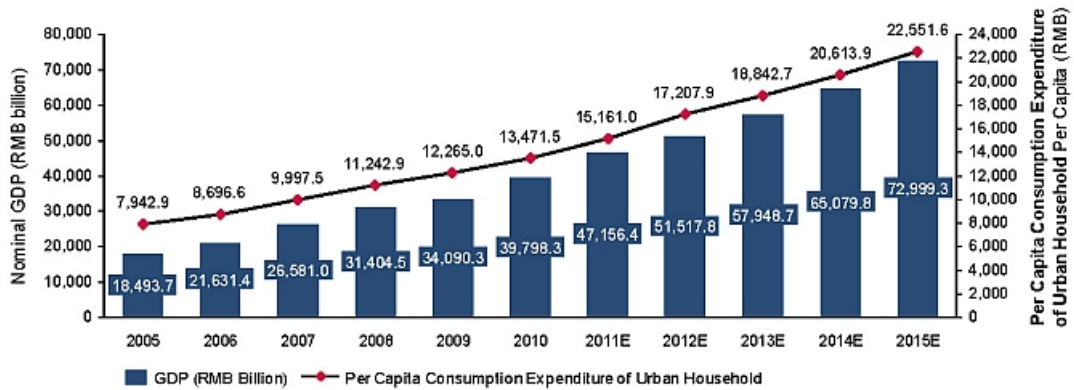
Figure 4: Overview of Chinese Macro Economy: Growth of Automotive Parts, 2005-2015E



Source: National Bureau of Statistics

Rising personal income in China is one of the key drivers for the rapid growth of the Chinese automobile industry. As shown in Figure 5, China has shown strong economic growth with its GDP increased from approximately RMB 18,493.7 billion in 2005 to RMB 51,517.8 billion in 2012, and is expected to sustain the steady growth from 2012 to 2015. Per Capita Consumption Expenditure of Urban Household also shows an optimistic picture with a total nominal increase of 116.6% between 2005 and 2010, and is forecasted to reach RMB 22,551.6 by the end of 2015. Moreover, cars have become more affordable in China as local or joint venture automobile manufacturers continuously expand their production to achieve economies of scale to lower production cost and source cheaper auto parts locally. Growing income and decreasing vehicle prices will continue to make car ownership more affordable for China's rising middle class.

Figure 5: Overview of Chinese Macro Economy: Growth of Nominal GDP and Per Capita Consumption Expenditure of Urban Household (China), 2005-2015E



Source: National Bureau of Statistics, International Monetary Fund, and Frost & Sullivan

(1) Cost Reduction: The primary demand driver for modified automotive plastics arises out of the cost-reduction characteristics evidenced by the plastics material inclusion in the automobile manufacturing process. Modified plastics can deliver the same performance as metallic materials at approximately a tenth of the cost. In addition, modified plastics can substitute some kinds of more expensive engineering plastics. This benefit of modified plastics will become more significant with the increasing competition in automobile manufacturing industry to improve efficiency and reduce costs.

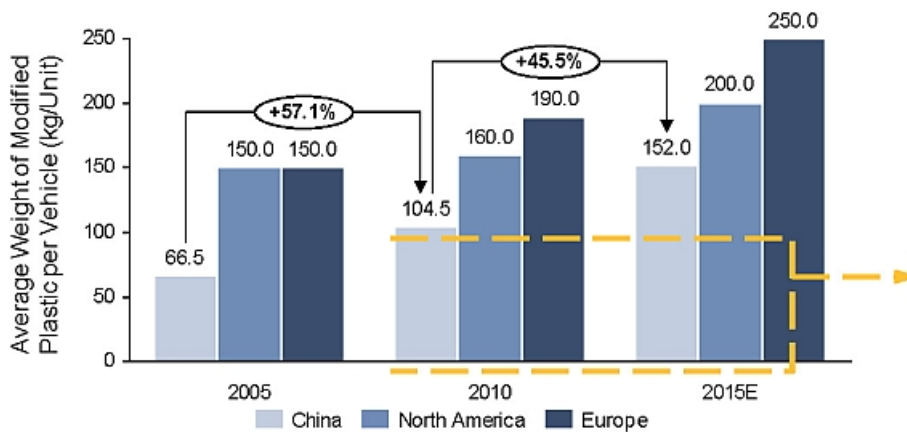
(2) Vehicle Emissions Reduction: Plastic components impact fuel efficiency by saving approximately 2.5 liters of fuel per kilograms ("kg") used (equivalent to 6kg of CO₂ emissions) over the lifetime of the vehicle. Automobile manufacturers have been reducing vehicle weights in an attempt to reduce emissions and increase efficiencies. Modified plastics reduce the weight of components by 40% compared with traditional metallic materials.

(3) Performance and Safety Improvement: The development of advanced plastics applications lead to the improvement in performance through reducing the number and weight of the vehicle parts, causing the fuel consumption per vehicle to drop significantly. In addition, the lower net weight of the vehicles improves handling performance and thereby eliminates the likelihood of losing control in case of emergency stops. The involvement of modified plastics in automotive applications results in significant improvement of the safety features of the vehicle parts, like seat belts, air bags, and air bag containers in the recent years.

(4) New Applications: Plastics reduce the number of the required parts used in automobile manufacturing and introduce new design possibilities. Conventional materials struggle to compete against this open innovation platform associated with the plastics industry. In addition, the performance benefits associated with plastic materials continue to create a competitive advantage for the plastics industry.

(5) Increasing Use of Plastics per Vehicle: Weight of modified plastics per vehicle in China continually increased from 2005 to 2010, and is forecasted to reach 152.0 kg by the end of 2015, with a growth rate of 45.5% as shown in Figure 6. Although the weight of modified plastics per vehicle in China will still be less than that in North America and Europe, the highest growth rate indicates the huge potential for market growth. In 2010, plastic use in China is estimated to be about 104.5 kg per vehicle, representing 8% of the vehicle weight, whereas models imported from Europe contain on average as much as 190 kg per vehicle, or 15% of the vehicle weight. In addition, the Chinese government's goals regarding electric and hybrid vehicles may also push the market further as weight concerns are more important for these vehicles than for traditional passenger cars.

Figure 6: Comparison of Weight of Modified Plastics per Vehicle in China, North America, and Europe, 2005, 2010, 2015E



Source: Frost & Sullivan, American Chemistry Council's Plastics Industry Producers' Statistics Group

Increasing Substitution of Imports

Though China's automotive plastic market has been dominated by foreign or joint venture ("JV") companies, Chinese suppliers are continually gaining market share. It is estimated that automotive plastics imported and manufactured by multinational and JV companies accounted for 45% of the total China automotive plastic supply in 2011, decreasing from 65.0% in 2005 according to a report by *Frost & Sullivan*. Compared to foreign competitors including JV companies, local manufacturers can largely benefit from the lower cost and geographical convenience in China and their product sales can be customized with time-efficient after sales services and technical supports. As the local production capacity of both domestic and foreign companies has been expanding, share of imports is expected to decrease to 10.0% and that of multiple national companies (the "MNC") and JV companies is expected to decrease to 25% by the end of 2015, while the share of domestic manufacturers is forecast to rise to 65.0% in 2015 as they expand at a greater rate than MNC and JV in China.

The financial crisis beginning in 2008 and the European debt crisis beginning in 2011 forced global automakers and suppliers to concentrate on their cost structure and pricing mechanisms. Many automakers accelerated cost reduction initiatives. Moving manufacturing operations to and sourcing raw materials from low cost regions have emerged as key measures to save costs. With its huge consumer market, low labor costs and high-quality manufacturing and logistics infrastructure, China is a location favored by global auto and component makers who source parts and components not only for their local operations in China but also for their global operations. As a result, we believe that China's local plastic suppliers will benefit from such global outsourcing trends and increasingly become a good substitute for expensive imported plastic products. JV manufacturers based in China in automotive plastics sector have been slow to invest and expand in China.

Favorable National Government Policies

In the past decade, the Chinese government has adopted a number of policies and initiatives intended to encourage the development of the Chinese modified plastics industry and stimulate the growth of the Chinese automobile industry.

Since 2000, modified plastics, including engineering plastics, have been categorized as a prioritized industrialization area by a series of government guidelines or development plans. Some of these policies include:

- It was stated in the "Outline of China's Twelfth Five-year Plan (2011)" that new functional materials, advanced structural materials, common base materials, fiber of high performance and its compounded material are key development directions of new material industry.
- It was stated in the "Catalogue for Guidance on Adjustment of Industrial Structure (2011)" promulgated by the National Development and Reform Commission on March 27, 2011, that the country is currently promoting the development of production equipment of polycarbonate by the use of non-phosgene method, with annual output of 60000t/year and above, production of engineering plastic including liquid crystalline polymer (LCP) and development and application of bleeding modification and alloying; development and production of water – absorbed resin, conductible resin and biodegradable polymers; development and production of new polyamide including nylon 11, nylon 1414 and nylon 46, nylon with long carbon chain and heat resistant nylon.
- It was stated in the "Guidance on Key Areas of Industrialization of High Technology with Current Priority in Development (2011)" jointly promulgated by the National Development and Reform Commission, the Ministry of Science and Technology, the Ministry of Commerce and the State Intellectual Property Office on June 23, 2011 that modified technologies applied to general plastics, including new engineering plastics and plastic alloy, new special engineering plastics, fire resistant modified plastics, and modified technology of general plastics, are currently prioritized areas to develop and industrialize in China's macromolecule materials sector.
- A series of modified plastics technologies have been listed in the "National Support for Key High-tech Fields" as stated in the Circular on the Issuance of the Administrative Measure for the Recognition of High-tech Enterprise jointly promulgated by the Ministry of Science and Technology, Ministry of Finance, the State Administration of Taxation in April 2008. These technologies include special engineering plastics, macromolecular compound or new synthetic modified, etc.

In addition, with the Chinese government strongly encouraging the production of more fuel-efficient and environmentally friendly vehicles, as one means to help resolve the nation's worsening air pollution problem, especially in big cities, opportunities abound for suppliers of plastics materials and auto components.

We believe that the above government measures and programs will continue to accelerate the demand for automotive modified plastics in China.

Tightening Trend and Local Government Policies

Despite the favorable national government policies as set forth above, in the past couple of years, the Chinese government has implemented certain measures to control the pace of economic growth and discontinued certain stimulus measures implemented to deal with the recent global financial crisis, including incentives for consumers to purchase automobiles.

Since 2011, in order to resolve the extreme traffic congestion, Beijing government has been implementing a vehicle purchase quota policy, which limits the maximum vehicles sold in Beijing per month to 20,000. Other cities which have begun to show signs of traffic congestion have also begun to implement similar measures to control traffic congestion, including the limited automobile licenses policy implemented in Shanghai and the imposition of congestion charges in Shenzhen. The termination of nation-wide preferential policies can negatively affect consumer demand for new vehicles, and local restrictive measures over automobile purchases in major cities may result in the reduction in the sale of vehicles nationwide.

Our Products

Modified plastic is processed by adding chemical agents to basic plastics to generate or improve certain physical and/or chemical characteristics of plastic, such as heat resistance, hardness, tensile strength, wear resistance, and flame resistance. Based on the type of materials, modified plastics include modified common plastics, such as polypropylene (PP), acrylonitrile butadiene styrene (ABS), modified engineering plastics, such as polyamides (PA or nylon), environment-friendly plastics and specialty engineering plastics.

Our products are organized into seven product groups, based on their physical characteristics, as set forth below:

Product Group	Brand Name	Number of Products Certified	Characteristics	Automotive or Other Application
Modified PP	COMPNIPER	41	High fluidity and impact resistance	Interior parts, such as inner panels, instrument panels and box lids
	COMPWIPER	55	Resistance to low temperature and impact	External parts, such as front and back bumpers and mudguards
	COMPGOPER	39	Resistance to high temperature and static	Functional components, such as unit heater shells and air conditioner shells
Modified ABS	MOALLOLY	13	High gloss, high rigidity and size stability	Functional components such as heat dissipating grids and wheel covers
Modified PA	POLGPAMR	20	High wear and heat resistance	Parts requiring high flame and heat resistance
Engineering Plastics	MOAMIOLY	20	Heat resistance and wear resistance	Engine hoods, intake manifold and bearings
Alloy Plastic	BRBSPCL	31	Combines two different plastics, such as PP and ABS	Rearview mirrors, grilles, automotive electronics and other components. Products can also be used in computers, plasma TVs and mobile phones
Environmentally friendly plastics	POLGBSMR	27	Environmentally-friendly features such as low odor and low carbon emission	Used in automobiles meeting environmental standard requirements
Modified Plastic for Special Engineering	PEEK	N/A *	Excellent mechanical and chemical resistance and temperature tolerance	Used in communications and transport, electronics and electrical appliances, machinery, medical and analytical equipment.
Total		246		

* PEEK is primarily used in applications that are unrelated to automotive applications, which does not require certifications and is in the product development stage.

Raw Materials

The principal raw materials used for the production of our modified plastic products are plastic resins such as polypropylene, ABS and nylon. Polypropylene is a chemical compound manufactured from petroleum. ABS is a common thermoplastic used to make light, rigid, molded products such as automotive body parts and wheel covers. Nylon is a thermoplastic silky material. Approximately 54.5% of our total raw materials purchased by volume are sourced from overseas petrochemical enterprises and 45.5% from domestic petrochemical enterprises during the year ended December 31, 2012.

The Company has one-year renewable contracts with its major suppliers, which are distributors of petrochemical enterprises. Because the raw materials used in our products are primarily petroleum products, the rise in oil prices directly affects the cost of the raw materials. We attempt to mitigate the increase in our raw materials prices by appropriately raising the price for our products to pass the cost to our customers as part of our pricing policy.

Because raw materials constitute a substantial part of the cost of our products, we seek to reduce costs by dealing with three major suppliers. During the year ended December 31, 2012, the Company purchased approximately 98% of the Company's raw material purchases from three major suppliers. By dealing in large quantities with these major suppliers, we obtain reduced prices for raw materials, therefore reducing the cost of our products. If we were unable to purchase from these suppliers, we believe we would still have adequate sources of raw materials from other petrochemical distributors without material impact on the cost of our products.

Research and Development

Xinda Material Research Center and Xinda Group Technology Center were organized to provide us with ongoing additions to our technology through advanced development methods, which represent the key to our competitive strength and success. Our goal is to utilize our state-of-the-art methods, equipment and our technical expertise to produce plastics of the highest quality that are cost-efficient for our customers. Toward this end, we have staffed Xinda Material Research Center and Xinda Group Technology Center with 38 employees who have Ph.D. and Master's degrees and 80 employees who have Bachelor's degrees. On average, our employees have been working in our industry for more than three years, and our key R&D employees have on average more than 10 years of experience in our industry.

As aforementioned, Xinda Group Material Research assumed the functions of Xinda Material Research Center and Xinda Group Technology Center as part of our group restructuring. To supplement the efforts of our Xinda Group Material Research, we have cooperated with a number of the leading technology institutions in China. Besides providing specialized research and development skills, these relationships help us to formulate cutting edge research programs aimed at developing new technologies and applications in plastics engineering.

All our significant research and development activities are overseen by the members of our Scientific Advisory Board, which we have assembled from the leaders in China's chemical engineering industry. Currently, the members of the Scientific Advisory Board are:

- Yong Jin: Member of Chinese Academy of Engineering, Dean of Chemical Science Department of Tsinghua University.
- Shanyi Du: Member of Chinese Academy of Engineering, Professor of Harbin Institute of Technology.
- Qingquan Lei: Member of Chinese Academy of Engineering, Post-PhD Advisor of Harbin Institute of Technology.
- Zhongwen Wu: Chief Scientist and Director of the Research Institute of Special Plastics Engineering of Jilin University.
- Kai Zheng: Secretary General of China's Plastics Engineering Industry Association.
- Huixuan Zhang: Vice Principal of Changchun University of Technology.
- Bin Li: Vice Principal, Dean of the Science Department at Eastern Forest Industry University.

- Zhenhua Jiang: Director of the Engineering Research Center of the Special Plastics Engineering Education Department of Jilin University.
- Xiabin Jing: Post-PhD Advisor and Researcher of Changchun Institute of Applied Chemistry of the Chinese Academy of Sciences.
- Guibin Wang: Post-PhD Advisor of Jilin University.
- Feng Li: Senior Engineer of Sinopec, Beijing Chemical Engineering Institute.
- Ke Li: Senior Supervisor of Volkswagen China.

We host our annual seminar on the Development of the Macromolecule Materials Industry since 2008, during which we bring prominent industry-leading consultants to meet with our R&D staffs. The annual seminar gives industry experts an opportunity to review and evaluate the Company's R&D initiatives in terms of technology advancement on the backdrop of government policies which support development of the modified plastics industry. During the seminar, industry experts assess the progress of the Company's R&D projects for the current year, and then evaluate the Company's R&D projects for the next year. Projects are reviewed in terms of overall strategy, alignment with government policies, market opportunities, efficient utilization of R&D and technical feasibility.

Xinda Group and Xinda Group Material Research are located within the same facility of our Dalian North Road production base. Xinda Group Material Research provides technical support for our recently expanded modified plastics annual theoretical production capacity of 390,000 MT and ongoing service to our customers, and enhanced our research and development capabilities for modified plastics in new applications in areas such as aerospace, high-speed rail and new energy vehicles. We have been certified as a National Level Enterprise Technology Center, the only institution certified as such in the modified plastics industry in Heilongjiang. This certification makes us eligible for participation of issuing modified plastics industry standards, certain tax and tariff relief for scientific research and development, certain funding designated for National Enterprise Technology Center and municipal subsidies and Post-PhD and Academy Member WorkStation in Heilongjiang Province.

Our research and development expense was US\$21,586,074 and US\$11,640,243 during the years ended December 31, 2012 and 2011, respectively.

Intellectual Property

Patents

As a result of our collection of academic and technological expertise, we have one approved patents and 68 pending patent applications in China, as set forth in the following table.

No.	Patent Name	Application No.	Application Date and Status	
1	A sprayed directly material used in car humer	200810051570.8	December 10, 2008	Approved
2	Supercritical fluid rapid diffusion synthesis of nano calcium carbonate enhanced microcrystalline polypropylene composites	200910073402.3	December 11, 2009	pending
3	A molding method for PEEK	201010173663.5	May 17, 2010	pending
4	A PA /ASA alloy material with high notched impact strength and its preparation method	201010230061.9	July 19, 2010	pending
5	A method for automotive interior matte, anti-scratch modified polypropylene composites	201010230064.2	July 19, 2010	pending
6	A lower mold shrinkage ratio method of calcium carbonate / polypropylene nanocomposites	201010230088.8	July 19, 2010	pending
7	A method for automotive interior low odor, low VOC, high performance polypropylene composites	201010258937.0	August 20, 2010	pending
8	A high impact and high flow PC / ASA alloy material and its preparation method	201010258950.6	August 20, 2010	pending
9	Nano-ZnO filled with modified PEEK film and its preparation method	201010258955.9	August 20, 2010	pending
10	A supercritical preparation method to prepare pre-foamed polypropylene	201010258970.3	August 20, 2010	pending
11	A microporous zeolite materials modified PEEK and its preparation method	201010282022.3	September 15, 2010	pending
12	A preparation method of SiO ₂ /CaCO ₃ nano-composite particles modified polypropylene	201010282042.0	September 15, 2010	pending
13	A high heat-resistant PC / ASA alloy material and its preparation method	201010508149.2	October 15, 2010	pending
14	An anti-aging, anti-yellowing, low odor polypropylene composite material and its preparation method	201010508177.4	October 15, 2010	pending
15	An ASA alloy material of high-impact strength, high-brightness	201010543439.0	November 15, 2010	pending
16	A preparation method of polylactic acid used in auto dashboard	201110035716.1	February 11, 2011	pending
17	A preparation method of the thermoplastic elastomers PP with high mobility and high resistance of deformation	201110035725.0	February 11, 2011	pending

18	A preparation method of polymer composites with high toughness	201110035736.9	February 11, 2011	pending
19	A rapid detection method of the tensile propertie of modified PP used in auto specially by non-standard situation	201110094454.6	April 15, 2011	pending
20	A special material of cooling grille with high heat resistance and high weather resistance	201110094466.9	April 15, 2011	pending
21	A preparation process of centralized control method used in plastic production line	201110122566.8	May 12, 2011	pending
22	Apreparation process of ABS alloy with high impact performance and high heat resistance	201110122586.5	May 12, 2011	pending
23	A preparation process of the premixed screening system	201110158488.7	June 14, 2011	pending
24	A preparation method of easily dispersed and easily processing polyprolene composite material	201110158511.2	June 14, 2011	pending
25	A preparation method of high heat-resistant and high rigid PLA composite material reinforced by fully biodegrdable natural fiber	201110158512.7	June 14, 2011	pending
26	A rapid detection method of the impact propertie of midfide plastics used in automobile specially	201110158528.8	June 14, 2011	pending
27	A high-powered aircraft tail composite material and its preparation process	201110196209.6	July 13, 2011	pending
28	A high impact PA6 composite material with core-shell toughening and its preparation method	201110196226.X	July 13, 2011	pending
29	A preparation method of polypropylene resin foam particles with supercritical CO2 act	201110230302.4	August 12, 2011	pending
30	A preparation method of the plastic production line with high performance and high honogeneity	201110233488.9	August 16, 2011	pending
31	A high toughness,low warpage and high-mobility PET/PBT/PC alloy reinforced by glass fiber and its preparation method	201110235189.9	August 17, 2011	pending
32	A high impact and high heat-resistant flame retardant ABS composite material reinforce by glass fiber and its preparation process	201110268625.2	September 13, 2011	pending
33	A preparation method of polylactic acid used composite material modified by hydroxyapatite with supercritical water act	201110268687.3	September 13, 2011	pending
34	A polycarbonate blend material with high toughness and its preparation method	201110319832.6	December 20, 2011	pending
35	A polypropylene composite material used in battery tank of new source of energy automobile and its preperation method	201110347320.0	November 1, 2011	pending

36	A preparation process of high weathering colour ASA resin	201110347336.1	February 11, 2011	pending
37	A high heat-resistant and high wear-resistant PEEX composite material and its preparation process	201110347338.0	January 10, 2011	pending
38	A high toughness, low warpage and low mold temperature PET/PA6 alloy reinforced by glass fiber and preparation method	201110347339.5	November 1, 2011	pending
39	A preparation method of glass fiber reinforced polyether ether ketone with high strength and high heat resistance	201110399890.4	December 5, 2011	pending
40	A high-strength carbon fiber reinforced polyetheretherketone composite material and its preparation method	201210114931.5	April 20, 2012	pending
41	A high-impact, green flame retardant PC / ABS alloy material and its preparation process	201210122281.9	April 1, 2012	pending
42	A preparation method of the natural fiber reinforced polylactic acid composites with heat-resistant and easy processing	201210147444.9	May 14, 2012	pending
43	High performance halogen-free flame-retardant PC / ABS composite material and its preparation method	201210201826.5	June 19, 2012	pending
44	A high temperature conductive PPO/PA6 alloy material and its preparation method	201210241856.9	July 13, 2012	pending
45	High-performance, green flame retardant reinforced PA66 composites technology	201210260160.0	July 26, 2012	pending
46	A preparation method of high encapsulation efficiency and stable release polylactic lysozyme drug microsphere	201210295154.9	August 20, 2012	pending
47	An antistatic LSOH flame retardant PC / ABS alloy material and its preparation method	201210296750.9	August 20, 2012	pending
48	A Supercritical carbon dioxide reactor pressure method for preparing polypropylene foamed material	201210298694.2	August 22, 2012	pending
49	An antimicrobial, dust suppression, halogen-free flame retardant ABS and its preparation process	201210305824.0	August 27, 2012	pending
50	A free primer and sprayed directly on the bumper composites	201210306240.5	August 27, 2012	pending
51	An extrusion grade sisal fiber reinforced polypropylene composite material and its preparation process	201210357867.3	September 25, 2012	pending
52	A preparation methods of ultra-hydrophobic microporous polymer film	201210358122.9	September 25, 2012	pending

53	A long glass fiber reinforced polypropylene material and its preparation method	201210362626.8	September 26, 2012	pending
54	A modified Kevlar fiber reinforced PA66 material and its preparation method	201210369747.5	September 29, 2012	
55	A flame-retardant glass fiber reinforced PA66 and its preparation method	201210370558.X	September 29, 2012	pending
56	A non-asbestos and non-metal materials brake pads composite material and its preparation method	201210395921.3	October 18, 2012	pending
57	A high toughness wear-resistant fiberglass /PA6 composites for rail transit fasteners	201210396122.8	October 18, 2012	pending
58	A wear-resistant, anti-static, flame retardant ultra-high molecular weight polyethylene composite material	201210402814.9	October 22, 2012	pending
59	A high impact, high heat-resistant PC / PBT alloy material and its preparation process	201210403095.2	October 22, 2012	pending
60	A glass fiber reinforced poly (ethylene terephthalate) / polycarbonate alloy	201210403197.4	October 22, 2012	pending
61	Graphene / polymer conductive composites	201210411231.2	October 25, 2012	pending
62	A production method of antimicrobial, hydrophilic polypropylene particle	201210411680.7	October 25, 2012	pending
63	A glass fiber, SiO ₂ enhanced strength and toughening polyphenylene sulfide material and its preparation method	201210439116.6	November 7, 2012	pending
64	An alcohol solution PA66 material special for intake manifold and its preparation method	201210442251.6	November 8, 2012	pending
65	A mechanical enhanced polypropylene power lithium battery separator and its preparation method	201210472283.0	November 21, 2012	pending
66	The chest protection belts	201220526299.0	October 15, 2012	pending
67	A continuous aramid fiber reinforced POM materials and preparation methods	201210411967.X	October 25, 2012	pending
68	An environmentally friendly self-aromatic polypropylene material and its preparation process	201210457403.X	November 15, 2012	pending
69	A multilayer hot pressing method for preparing hydroxyapatite / polylactide composite	201210474211.X	November 21, 2012	pending

Trademark

We own the trademarks for our graphic logo and Chinese characters of "Xinda", which we use in packaging our products and marketing.

Certification Process

To meet the requirements of an automobile manufacturer, products used as component parts must pass a rigorous certification process by the manufacturer's technological quality assurance department before they can be approved for and used in production. The certification process consists of three stages.

First, the automobile manufacturer reviews the manufacturer of modified plastics. The examination involves assessment of the operation history of the modified plastics manufacturer, their experience in providing component services, the specialization of their factory equipment, their research and development capacity and quality assurance systems. The manufacturer's operations need to meet the requirements of the automobile manufacturer. Once the initial review is passed, the modified plastics manufacturer will obtain a qualification as an automobile component manufacturer. This initial stage takes approximately sixteen to twenty two months to complete.

Second, the automobile manufacturer and the manufacturer of modified plastics reach an understanding about a product specification. The modified plastics manufacturer provides product research and development materials to the automobile manufacturer for inspection. The automobile manufacturer tests the product specification according to its standards and, if results are satisfactory, the modified plastics manufacturer obtains a product specification certification and enters the product certification stage. The second stage takes approximately eight months to complete.

Third, the parties complete technology R&D tests and perform automobile component finished parts tests. The product undergoes additional testing by the automobile manufacturer and is used in road tests. This stage takes approximately five to fifteen months depending on whether the car model is an existing model or a new model. At the conclusion of the third stage, the modified plastics manufacturer receives a product certification from the automobile manufacturer.

We believe that the necessity, rigorousness, complexity and duration of the certification process make it difficult for outside competitors to enter the field in a short period of time. We have 246 certifications from automobile manufacturers as of December 31, 2012 which we believe is currently one of the largest portfolios of product certifications in the Chinese automobile modified plastics industry.

Sales and Marketing

Currently, our sales network focuses on the northeastern, northern and eastern regions of China. We primarily sell to end customers through our approved distributors. To a less extent, we also sell directly to end customers. A typical customer development cycle starts when our R&D staff develop customized products for new customers and obtain product certifications. These customers are usually major automobile parts manufacturers who can only source from suppliers like China XD with product certifications granted by major automobile manufacturers. After we established relationships with these customers and began to have large volume of transactions with them, we assign the customers to our approved distributors according to our internal policies. In 2012, approximately 98% of our sales were generated from approved distributors.

We enter into distribution agreements with local distributors in areas where large automobile manufacturers are located. The distribution agreements usually have a term of three years, during which period we can enter into distribution agreements with other distributors for our products. The distributors are responsible for marketing and distributing our products. Through the established sales channels, we can quickly respond to local market demand, address customer needs, enhance our ability to provide technical support and after-sales services, and lower our marketing expenses. Our general credit term with our distributors is three months and our collection of payment from distributors is not contingent upon their cash collection from end customers. We manufacture products according to orders received from our distributors and maintain a certain quantity of raw materials based on our experience and the distributors order patterns. By doing this we hope to ensure the smooth implementation of the production plan of major automobile manufacturers and avoid risks of inventory shortage. We do not provide the distributors nor end customers with the right of return, price protection or any other concessions. We allow for an exchange of products or return only if the products are defective.

We have been actively extending our distribution network to 8 distributors in 2012 and we believe we have good relationships with our distributors. We believe that we have been able to secure and maintain strong relationships with our customers due to our existing certifications, advanced technologies and high product quality, which establish a higher barrier to entry for others. Most of the new customer relationships will be developed through our own R&D and sales force and maintained by our R&D and sales professionals and our distributors. According to our distribution contracts, our distributors are prohibited from selling our competitors' products and required to use the product certificate, brand name and package standards set by us during the distribution period. After the expiration of the distribution contracts in absence of renewal, we retain the customer relationships with end customers.

While the pricing volatility of our raw materials is a primary cause of cost variations in our products, we are generally able to pass the cost of price changes in our raw materials to our customers, although there are timing delays of varying lengths depending upon volatility of raw material prices, the type of products, competitive conditions and individual customer arrangements.

The Company sells its products substantially through approved distributors in the PRC. The Company's sales to its distributors are highly concentrated. Sales to six major distributors, which individually exceeded 10% of the Company's revenues, accounted for approximately 95% and 89% of the Company's revenues for the years ended December 31, 2012 and 2011, respectively. The Company expects revenues from these distributors to continue to represent a substantial portion of its revenue in the future.

Competition

The PRC automotive modified plastics industry is growing rapidly and highly fragmented with the top three domestic producers occupying less than approximately 21.4% of the market shares in 2012 according to the Frost & Sullivan's report. According to Frost & Sullivan's report, in terms of sales volume and production capacity, we are one of the leading domestic specialized manufacturers of modified plastic for automobile parts in China, with a market share of approximately 8.0% in 2011 and 7.2% in 2012. In 2012, our sales volume of automotive plastics was approximately 223,982 MT. As of December 31, 2012, our annual production capacity of automotive plastics was 255,000 MT.

We installed 30 new product lines in December of 2012. The 30 new production lines will be utilized primarily for the manufacture of higher value-added modified plastics products. Once fully ramped up, the lines will increase the Company's total production capacity by 135,000 MT to 390,000 MT per annum. The additional capacity will start to contribute to the Company's production capacity during the first quarter of 2013.

Currently, Xinda Group's primary Chinese competitor in the automobile industry is Guangzhou Kingfa Science & Technology Co., Ltd. ("Guangzhou Kingfa"). Guangzhou Kingfa entered the automotive modified plastics market in 2006 and its facilities had an annual manufacturing capacity of 800,000 MT for its modified plastics products used in the automobile industry at the end of 2012, according to the research report by Huatai Securities- "Jinfa Science & Technology- Short-Term Development Slowed Down While Automotive Plastics Sector Performing Up Against The Trend". Kingfa has the largest capacity expansion plans and was expected to expand to 1,200,000 MT by 2013 according to a report by www.cfinet.cn - "The Debt Grading Report on Jinfa Science & Technology", but its utilization rate of production capacity is expected to be lower than that of China XD based on Frost & Sullivan's report. Guangzhou Kingfa has much larger financial resources than Xinda Group. However, we believe that it currently holds fewer number of product certifications for automotive modified plastic to the automobile industry compared to Xinda Group. Another top domestic manufacturer of modified plastic is Shanghai Pret Composites Co., Ltd. ("Shanghai Pret"), which focuses on the production of automotive plastics. It had an annual capacity of 100,000MT according to the 3Q report of Shanghai Pret filed with Shanghai Securities Exchange, and sales volume of 67,000 MT in 2012, according to a report by www.plas.hc360.com- "Shanghai Pret Achieving Well Performance from Automotive Modified Plastics".

The Chinese auto market predominantly uses modified plastics manufactured overseas or in factories controlled by foreign companies, such as manufacturers from Germany, the Netherlands and Japan. Although China's automotive plastic market has been dominated by foreign or JV players, Chinese suppliers are continuing to gain market share. It is estimated that automotive plastics imported or manufactured by multinational and JV companies accounted for approximately 45% of the total China automotive plastic supply in 2012, decreased from 65% in 2005. JV manufacturers based in China in automotive plastics sector have been slow to invest and expand in China. Compared to non-domestic competitors including JV manufacturers, domestic manufacturers can benefit from the lower costs and geographical proximity in China. As local players continue to invest in research and development, enhance product quality and improve management skills, we believe that domestic production of automotive plastics will compete very favorably with the foreign competitors in terms of price, quality, services and delivery times and continue to replace imported plastics.

Our Competitive Strengths

We believe that the following competitive strengths continue to enable us to compete effectively in the automotive modified plastics market in the PRC:

- *Leading Market Position with High Barrier to Entry.* We believe that we are one of the China's leading specialized manufacturers of modified plastic for automobile parts in terms of sales volume and production capacity, with a market share of approximately 8% in 2012. The PRC automotive modified plastics industry is growing rapidly and is highly fragmented with the top three domestic producers occupying less than approximately 21.4% of the market shares in 2012. In 2012, our sales volume of automotive plastics was approximately 223,982 MT, representing a growth of 48.1% compared to that in 2011. As of December 31, 2012, our annual production capacity of automotive plastics was 390,000 MT. We believe our leading market position allows us to successfully compete with other foreign and domestic modified plastic manufacturers in the market. Being one of the leading specialized manufacturer of automotive modified plastics in China, we believe we are well-positioned to not only grow with the increasing market demand but increase market share by replacing smaller and less efficient modified plastic manufacturer.

In addition, as a result of our consistent research and development efforts, we have 246 product certifications from major automotive manufacturers in the PRC as of December 31, 2012, which we believe is among the largest numbers of product certifications by any domestic player in China's automotive plastics industry. Strict certification requirements and long certification periods result in high barriers to entry. Our current or potential competitors are required to obtain relevant product certifications from automotive manufacturers in order to compete with us. Each certification normally takes over two years to complete, and as a result, automotive manufacturers are reluctant to replace suppliers like us who have already received necessary certifications and proven consistent product quality. We believe that having one of the largest portfolios of product certifications in China allows us to strengthen our competitive position.

- *Long-Term Relationships with Reputable End Users.* Our senior management has been involved in the business of modified plastics since 1985. We benefit from the industry connections and experience of our senior management, which have enabled us to establish long-term customer relationships and strong industry recognition. We are a qualified provider of high-quality automotive plastics, and have sold our products through plastic auto part manufacturers to many leading automotive manufacturers in China. Currently, our modified plastics are utilized in more than 23 automobile brands and over 70 automobile models manufactured in China, including Audi, Volkswagen, BMW, GM Mazda, Toyota, Cherry, Geely and Hafei new energy vehicles. We believe that our brand and our products are well recognized and respected in China's automotive modified plastics market.
- *High Quality Products with Lower Costs.* We purchase our raw materials from a small number of large suppliers who procure resins locally or internationally. By concentrating our purchases from a small group of suppliers, we are able to keep the costs of purchasing raw materials relatively low. Also, since our manufacturing facilities are located in China where labor, raw materials and operation costs are relatively lower, we are able to charge lower prices than our international competitors while maintaining comparable quality. Compared to our domestic competitors, we believe our long-standing manufacturing experience, in-depth market knowledge, significant scale of economy and strong R&D capabilities enable us to provide higher quality products at competitive prices.

Manufacturing facilities are critical to the quality of products. We have in the past invested substantial time and resources in building state-of-the-art production lines to enhance our product quality. Our facilities have maintained ISO/TS16949, a certification of quality management systems specific to the automotive industry.

- *Strong Customer-Oriented R&D Capabilities.* The modified plastics industry is characterized by rapid development and increasing demand for high quality products. We have strong R&D capabilities that allow us to have successfully passed OEM automakers' certification processes in the past and continually introduce new and high quality products to the market. Compared to international plastic supply models, which target larger scale applications of common plastics and involve less customization and specialization, we provide customer-oriented product development through our certification process. By working closely with our customers, we are able to adjust our product features to better satisfy the specific needs of each customer. To achieve this, we have staffed our R&D team with 118 professionals, of whom 38 have Ph.D. and Master's degrees. On average, our R&D employees have worked with us for more than three years, and some key experts have more than 10 years of experience in our industry. We have also cooperated with a number of the leading technology centers in China. Besides providing specialized research and development skills, these relationships help us formulate cutting edge research programs aimed at developing new technologies and applications in plastics engineering. We currently have 1 approved patent and 68 patent applications pending with the State Intellectual Property Office of the PRC, or SIPO.
- *Established Distribution Model.* Through eight distributors across China, we have established distribution networks that cover northeast, north and east China, with a current focus on northeast China. We enter into distribution agreements with local distributors in areas where large automobile manufacturers are located. By leveraging the proximity of our distributors to the automobile manufacturers, we can enhance our relationships with our customers. Through the established sales channels, we can quickly respond to local market demand, address customer needs, enhance our ability to provide superior technological support and after-sales services, and lower our marketing expenses. At the same time, our distributors are responsible for the payments to us which is not contingent upon their cash collection from end customers. By actively managing our distribution network, we are also able to accelerate local market penetration and increase sales opportunities. For example, we entered the north China market in 2009 through a local distributor, one year earlier than we planned, and in 2012, northeast, north and east China account for approximately 57%, 21% and 22% of our revenues, respectively.
- *Seasoned Management Team.* Our senior management team and key personnel have extensive operating and industry experience. Mr. Han, our chief executive officer and president, founded our former affiliate Harbin Xinda Nylon Factory in 1985. With 28 years of industry experience, Mr. Han has in-depth knowledge and expertise in China's modified plastics industry. He currently serves as executive director of the China Plastics Processing Industry Association and as a member of the Standing Committee of the Heilongjiang Association of Industry and Commerce. Our chief executive officer, chief technology officer and chief operating officer have over 50 years combined experience in the modified plastics industry and we believe their extensive expertise and knowledge can well serve our customers.

Our Strategies

Our goal is to capitalize on China's modified plastics growth trend, with a specific focus on applications in the auto sector, and to eventually be the leading modified plastics manufacturer in China. We are committed to enhancing our sales and profitability and achieving our goals through the following strategies:

- *Continue to Increase Production Capacity.* Over the past five years, we have consistently increased production capacity to meet the rising demands of the automotive industry in the PRC. As of December 31, 2012, we have an installed annual production capacity of 390,000 MT, and we have been operating at near full capacity since 2007. With the expected strong growth in the automotive modified plastics market of China, we expect that we will continue to experience strong demand from our customers. Therefore, we intend to continue to strategically increase our production capacity to meet customer demands from both expanded geographical locations and future downstream sector growth. We plan to continue to increase our annual capacity to reach approximately 690,000 MT by 2015.
- *Focus on R&D and Develop New Product Offerings.* We are currently utilizing our research and development capabilities to obtain further product certifications, develop new products, applications and technologies. Approximately 90% of our automotive plastics product certification applications are currently undergoing trial manufacturing periods to obtain the necessary certifications. In addition, we are developing new products for automotive applications to expand our product portfolio, including initiating R&D on modified plastic for use in electric vehicles. We are also developing specialty engineering plastics and bio-plastics for use in other applications, such as high-speed trains, vessel-propulsion systems, mining and oil-field equipment and aerospace equipments. We are the first non State-Owned-Enterprise awarded National Level Enterprise Technology Center, in Heilongjiang Province. In addition, we have Post-PhD and Academy Member WorkStation in Heilongjiang Province enhancing our research and development capabilities.
- *Expand Customer Base Domestically and Internationally.* The automotive plastics market in the PRC is highly fragmented with significant barriers to entry. Although we have approximately 8% of the market share in 2012, our customer coverage is concentrated in the northeast regions of the PRC. We seek to steadily enhance our market share in northeast China, and also expand our reach to northern and eastern China. In addition, we intend to have sales in overseas markets and export our products by 2013. We plan to implement such strategies through further expanding our distribution network by working with local distributors who have contacts and networks overseas and directly establishing strategic alliances with certain of our non-PRC customers.
- *Pursue Selective Strategic Acquisitions.* While we have experienced substantial organic growth, we plan to pursue a disciplined and targeted acquisition strategy to accelerate our growth. Our strategy will focus on strengthening presence in certain geographies, improving our penetration in attractive markets, enhancing research and development capabilities and acquiring new markets or customers.
- *Increase Efficiency by Corporate Restructuring.* We are currently implementing a corporate restructuring plan with the aim of establishing a more efficient company group structure, as a result of which every subsidiary will be more easily accessible to the customers and our operation will respond to the market changes in a more efficient manner. We aim to complete the corporate restructuring plan by June 30, 2013.

Environmental Laws

The cost of compliance with Chinese environmental regulations currently is minimal. Most of the waste produced from our production process is water, which we circulate in our enclosed water treatment system.

Employees

China XD's operations are organized into several operational departments including manufacturing, R&D, management, finance, sales, purchasing and marketing and others. As of December 31, 2012, there were 606 employees, including 231 in manufacturing, 97 in R&D, 90 in management, 27 in finance, 56 in sales, purchasing and marketing and 105 in other departments.

ITEM 1A. RISK FACTORS

In addition to the other information in this Form 10-K, readers should carefully consider the following important factors. These factors, among others, in some cases have affected, and in the future could affect, our financial condition and results of operations and could cause our future results to differ materially from those expressed or implied in any forward-looking statements that appear in this on Form 10-K or that we have made or will make elsewhere.

The global economic crisis could further impair the automotive industry thereby limiting demand for our products.

The continuation or intensification of the recent global economic crisis arising from the European debt crisis may adversely impact our business and the businesses of our customers. Our specialized plastics are sold to automobile parts manufacturers and distributors. The recent global economic crisis harmed most industries and has been detrimental to the automotive industry. Since virtually all of our sales are made to auto industry participants, our sales and business operations are dependent on the financial health of the automotive industry and could suffer if our customers experience, or continue to experience, a downturn in their business. Presently, it is unclear whether and to what extent the economic stimulus measures facilitated by the European Union and other governments throughout the world will mitigate the effects of the crisis on the automotive industry and other industries that affect our business.

We concentrate our operations primarily in the automotive industry, therefore, a contraction in automotive sales and production could have a material adverse effect on our results of operations and liquidity.

We develop, manufacture, and distribute modified plastic, primarily for use in automobiles. Automotive sales and production are highly cyclical and depend, among other things, on general economic conditions and consumer spending and preferences (which can be affected by a number of issues including fuel costs and the availability of consumer financing). As the volume of automotive production fluctuates, the demand for our products also fluctuates. While the China automotive sales and production maintained growth momentum in 2011 and continued to grow in 2012, however the growth rate was significantly down from previous years. A contraction in automotive sales and production could harm our results of operations and financial condition. Consequently, we are exposed to the risks of adverse developments affecting the auto industry to a greater extent than if our operations were dispersed over a variety of industries.

The withdrawal of preferential government policies and the tightening control over the Chinese automotive industry and automobile purchase restrictions imposed in certain major cities may limit market demand for our products.

In 2011, Chinese government terminated two preferential policies for its automotive industry: (1) vehicles with 1.6L or lower air displacement were given a 50% discount in purchase tax and (2) the vehicles sold in rural area were given a government subsidy. Since 2011, in order to resolve the extreme traffic congestion, the Beijing government has been implementing the vehicle purchase quota policy, which limits the maximum vehicles sold in Beijing per month to 20,000. Other cities which have begun to show signs of traffic congestion have also begun to implement similar measures to control traffic congestion, including the limited automobile licenses policy implemented in Shanghai and the imposition of congestion charges in Shenzhen. The termination of two nation-wide preferential policies negatively affected consumer demand for new vehicles, and local restrictive measures over automobile purchases in major cities may result in slower growth or the reduction in the sale of vehicles nationwide. According China Passenger Vehicle Association as reported in January 2013, China's total new automobile sales to end-users in 2012 were up 4.3 percent compared to those in 2011. The national and local policies over the Chinese automotive industry may continue to impact market demand for automobiles in 2013 and eventually result in a reduction in our product sales.

The Chinese automotive industry's growth is slowing after the rapid growth since 2000 and such slowdown may adversely affect the market demand for our products.

There is a direct correlation between our business and automobile production volume and sales, which are dependent on economic policies and market sentiment. The Chinese automotive industry had been rapidly growing for a decade prior to 2011. However, inflation, higher interest rates, tighter bank lending, lifting of consumer subsidies and buying restrictions in congested cities all contributed to a more modest environment since 2011, resulting in the sharp slow-down in automobile sales volume growth rate to 4.3% in 2012 and 3% in 2011, compared to 34% in 2010, representing the lowest growth rate in the past 13 years, according to the latest data issued by China Association of Automobile Manufacturers. Any significant reduction in automobile production and sales would have a material and adverse effect on our business. There can be no assurance that the market conditions, government policies and other factors leading to the existing slowdown in demand for automobiles will not continue. The decline in demand for automobiles would directly and adversely affect demand for our products and hence our business, financial condition and results of operations.

A large percentage of our sales revenue is derived from sales to a limited number of distributors and a limited number of customers, and our business will suffer if sales to these customers decline.

A significant portion of our sales revenue historically has been derived from a limited number of distributors. Sales to six major distributors, which individually exceeded 10% of the Company's revenues is approximately 95% and 89% in 2012 and in 2011, respectively. Any significant reduction in demand for modified plastics by any of these major distributors and any decrease in demand of products by its customers could harm our sales and business operations, financial condition and results of operations.

We are dependent on a limited number of suppliers. While we have identified alternative sources for the materials and equipment we use, a temporary disruption in our ability to procure necessary materials and equipment could adversely impact our sales in future periods.

Materials constitute a substantial part of the cost of our products. We seek to reduce the cost of raw materials by dealing with major suppliers. During the year ended December 31, 2012, we purchased approximately 98% of our raw materials from three major suppliers. The Company purchased equipment from one major supplier, which accounted for 99% of the Company's equipment purchases for the year ended December 31, 2012. We believe the relationship with our suppliers is satisfactory and that alternative suppliers are available if relationships falter or existing suppliers should become unable to keep up with our requirements. However, there can be no assurance that our current or future suppliers will be able to meet our requirements on commercially reasonable terms or within scheduled delivery times. An interruption of our arrangements with suppliers could cause a delay in the production of our products for timely delivery to distributors and customers which could result in a loss of sales in future periods.

If we are subject to product quality or liability claims relating to our products, we may incur significant litigation expenses and management may have to devote significant time defending such claims, which if determined adversely to us, could require us to pay significant damage awards.

Although we have adopted certain internal measures to supervise and examine the quality of our products, we may be subject to legal proceedings and claims from time to time relating to our product quality. The defense of these proceedings and claims could be both costly and time-consuming and significantly divert the efforts and resources of our management. An adverse determination in any such proceedings could subject us to significant liability. In addition, any such proceeding, even if ultimately determined in our favor, could damage our market reputation and prevent us from maintaining or increasing sales and market share. Protracted litigation could also result in our customers or potential customers deferring or limiting their purchase of our products.

We have limited insurance coverage on our assets in China and any uninsured loss or damage to our property, business disruption or litigation may result in our incurring substantial costs.

The insurance industry in China is still at an early stage of development. Insurance companies in China offer limited insurance products. Other than automobile insurance on certain vehicles and property and casualty insurance for some of our assets such as factories and equipments we do not have insurance coverage on our other assets or inventories, nor do we have any business interruption, product liability or litigation insurance for our operations in China. We have determined that the costs of insuring for these risks and the difficulties associated with acquiring such insurance on commercially reasonable terms make it impractical for us to have such insurance. Any uninsured loss or damage to property, business disruption or litigation may result in our incurring substantial costs and the diversion of our resources, which may have a material adverse effect on our results of operations, financial condition and/or liquidity.

SAFE regulations relating to offshore investment activities by PRC individuals may increase our administrative burden and restrict our overseas and cross-border investment activity. If our shareholders and beneficial owners who are PRC individuals fail to make any required applications, registrations and filings under such regulations, we may be unable to distribute profits and may become subject to liability under PRC laws.

The State Administration of Foreign Exchange, or "SAFE", has promulgated several regulations, including Notice on Relevant Issues Concerning Foreign Exchange Administration for Domestic Residents' Financing and Roundtrip Investment Through Offshore Special Purpose Vehicles, or "Circular No. 75," issued in November 2005 and its implementation rules issued in recent years, requiring PRC residents and PRC corporate entities to register with local branches of the SAFE in connection with their direct or indirect offshore investment activities.

In May 2011, SAFE enacted "Circular of the State Administration of Foreign Exchange on Printing and Distributing on the Operating Rules for the Administration of Foreign Exchange with Respect to the Financing and Round-tripping Investment of Domestic Residents Through Offshore Special Purpose Companies" ("Circular No. 19"). Circular No. 19 does not change the registration requirements imposed by Circular No. 75, but clarifies and simplifies the registration procedures. These regulations apply to our shareholders and beneficial owners who are PRC residents.

Circular No. 75 requires PRC individuals to register with relevant local branches of SAFE for their establishment or control of any overseas special purpose vehicles, or the "SPVs," and the contribution of assets of or their equity interests in any domestic company to any SPV, or any material changes of the SPVs. Failure to make the required SAFE registration may result in penalties including that our PRC subsidiaries may be prohibited from making distributions of profit to the SPV and from paying the SPV proceeds from any reduction in capital, share transfer or liquidation in respect of the PRC subsidiaries, and the SPVs may be prohibited from making additional capital contribution into its PRC subsidiaries.

We have requested our shareholders and beneficial owners who are PRC residents to make the necessary applications and filings as required under these regulations and under any implementation rules or approval practices that may be established under these regulations. As of the date of this Annual Report on Form 10-K, Mr. Han, our Chief Executive Officer, has registered his beneficial ownerships in China XD and XD Engineering Plastics Company Limited ("XD Engineering Plastics") respectively with local SAFE in accordance with Circular No. 75 and Circular No. 19. However, we cannot assure you that the rest of our shareholders and beneficial owners who are PRC individuals have timely updated their registrations with SAFE in accordance with SAFE regulations. The failure or inability of our PRC shareholders and beneficial owners make any required registrations may subject us to fines and legal sanctions, restrict our overseas or cross-border investment activities, limit our PRC subsidiaries' ability to make distributions or pay dividends or affect our ownership structure, as a result of which our acquisition strategy and business operations and our ability to distribute profits to you could be materially and adversely affected.

On December 25, 2006, the People's Bank of China issued the Administration Measures of Foreign Exchange Matters for Individuals, which set forth the respective requirements for foreign exchange transactions by individuals (both PRC and non-PRC citizens) under the current account or the capital account, and the corresponding Implementing Rules were issued by SAFE on January 5, 2007, both of these regulations became effective on February 1, 2007. According to these regulations, all foreign exchange matters relating to employee stock holding plans, share option plans or similar plans of an overseas publicly-listed company in which PRC citizens will participate require approval from SAFE or its authorized branch.

In February 2012, SAFE promulgated the Notice on Issues Concerning the Foreign Exchange Administration for Domestic Individuals Participating in Stock Incentive Plan of Overseas Publicly-Listed Company, or the New Stock Option Rules, which replaced and substituted the Application Procedure of Foreign Exchange Administration for Domestic Individuals Participating in Employee Stock Holding Plan or Stock Option Plan of Overseas-Listed Company, or the Stock Option Rule. According to the New Stock Option Rules, if a PRC resident participates in any stock incentive plan of an overseas publicly-listed company, a qualified PRC domestic agent, which could be a PRC subsidiary of such overseas publicly-listed company or another qualified institution selected by such PRC subsidiary, among other things, must file on behalf of such participant an application with SAFE to conduct the SAFE registration with respect to such stock incentive plan and obtain approval for an annual allowance with respect to the purchase of foreign exchange in connection with the exercise or sale of stock options or stock such participant holds. Such participants must also retain an overseas entrusted institution to handle matters in connection with their exercise of stock options, the purchase and sale of corresponding stocks or interests and fund transfers. In addition, the qualified PRC domestic agent is required to amend the SAFE registration with respect to the stock incentive plan if there is any material change to the stock incentive plan, the qualified PRC domestic agent or the overseas entrusted institution or other material changes. Such participant's foreign exchange income received from the sale of stock and dividends distributed by the overseas publicly-listed company must be fully remitted into a specific domestic foreign currency account opened and managed by such qualified PRC domestic agent first, before distribution to such participants.

We are an offshore listed company and, as a result, any Chinese employee or foreign employee of our PRC subsidiaries, who resides in PRC more than one year consecutively, including without limitation, directors, supervisors and other senior management staffs of our PRC subsidiaries, who have been granted share options or shares under our existing share incentive plan, are subject to the New Stock Option Rules. We aim to complete the application with local SAFE in Heilongjiang to obtain a registration in respect of our incentive share plan in accordance with the New Stock Option Rules. If our PRC subsidiaries or their qualified employees fail to comply with these regulations, including the New Stock Option Rules, they may be subject to fines or other legal sanctions imposed by SAFE or other Chinese government authorities. In that case, our ability to compensate our employees, directors, supervisors and other senior management staffs through equity compensations may be hindered and our business operations may be adversely affected.

Under the PRC EIT Law, we and/or Favor Sea BVI may be classified as a "resident enterprise" of the PRC. Such classification could result in tax consequences to us, our non-PRC resident shareholders and Favor Sea BVI.

On March 16, 2007, the National People's Congress approved and promulgated the PRC Enterprise Income Tax Law, or "EIT Law," which took effect on January 1, 2008. Under the EIT Law, enterprises are classified as resident enterprises and non-resident enterprises. An enterprise established outside of China with "de facto management bodies" within China is considered a "resident enterprise," and subject to the uniform 25% enterprise income tax rate on global income. The implementing rules of the EIT Law define "de facto management bodies" as a managing body that in practice exercises "substantial and overall management and control over the production and operations, personnel, accounting, and properties" of the enterprise; however, due to the short history of the EIT Law and lack of applicable legal precedents, it remains unclear whether the PRC tax authorities would deem our managing body as being located within China, or whether we or our non-PRC subsidiaries would be deemed as resident enterprises of the PRC.

If the PRC tax authorities determine that we, Favor Sea Limited, a British Virgin Islands corporation ("Favor Sea BVI") and/or Hong Kong Engineering Plastics Company Limited, a Hong Kong corporation ("HK Engineering Plastics"), are "resident enterprises" for PRC enterprise income tax purposes, a number of PRC tax consequences could follow. We, Favor Sea BVI and/or HK Engineering Plastics may be subject to enterprise income tax at a rate of 25% on our, Favor Sea BVI and/or HK Engineering Plastics's worldwide taxable income, as well as PRC enterprise income tax reporting obligations. However, under the EIT Law and its implementing rules, dividends paid between "qualified resident enterprises" are exempt from enterprise income tax. As a result, if we, Favor Sea BVI and HK Engineering Plastics are treated as PRC "qualified resident enterprises," all dividends paid from Xinda Group to HK Engineering Plastics, from HK Engineering Plastics to Favor Sea BVI and from Favor Sea BVI to us may be exempt from PRC tax. Otherwise, all dividends paid from Xinda Group to HK Engineering Plastics, from HK Engineering Plastics to Favor Sea BVI and from Favor Sea BVI to us may be subject to withholding tax under the EIT Law and its implementing rules.

On April 22, 2009, State Administration of Taxation ("SAT") enacted "Circular of the State Administration of Taxation on Issues Concerning the Identification of Chinese-Controlled Overseas Registered Enterprises as Resident Enterprises in Accordance With the Actual Standards of Organizational Management". On July 27, 2011, SAT enacted "Announcement of the State Administration of Taxation on Printing and Distributing the Administrative Measures for Income Tax on Chinese-controlled Resident Enterprises Incorporated Overseas (Trial Implementation)". Under those two rules, either the enterprises may request the PRC tax authorities to determine their "resident enterprises" identity or the tax authority may investigate and determine an enterprise's identity. The target enterprises under those two rules are foreign registered companies controlled by the PRC companies, however, the PRC tax authority may determine if a foreign registered company controlled by the PRC individual(s) is a "resident enterprise" or not by reference to those two rules.

Under the EIT Law and its implementation rules, dividends payable by a foreign-invested enterprise in China to its shareholders that are "non-resident enterprises" are subject to a 10% withholding tax, unless such shareholders' jurisdiction of incorporation has a tax treaty with China that provides for a preferential arrangement. Pursuant to the Notice of the SAT on Issuing the Table of Tax Rates on Dividends in Treatises, or Notice 112, which was issued on January 29, 2008, the Arrangement between the PRC and the Hong Kong Special Administrative Region on the Avoidance of Double Taxation and Prevention of Fiscal Evasion, or the Double Taxation Arrangement (Hong Kong), which became effective on December 8, 2006, such withholding tax may be lowered to 5% if the PRC enterprise is at least 25% directly held by a Hong Kong enterprise. In October 2009, the SAT further issued the Notice on How to Understand and Determine the "Beneficial Owners" in Tax Treaties, or Circular 601. According to Circular 601, non-resident enterprises that cannot provide valid supporting documents as "beneficial owners" may not be approved to enjoy tax treaty benefits, and "beneficial owners" refers to individuals, companies or other organizations which are normally engaged in substantive operations. These rules also set forth certain adverse factors on the recognition of a "beneficial owner." Specifically, they expressly exclude a "conduit company" that is usually established for the purposes of avoiding or reducing tax obligations or transferring or accumulating profits and not engaged in substantive operations such as manufacturing, sales or management, from being a "beneficial owner." As a result, if we was treated as PRC "non-resident enterprises" under the EIT Law, then dividends from Xinda Group (assuming such dividends were considered sourced within the PRC) paid to us through HK Engineering Plastics may be subject to a reduced withholding tax at a rate of 5% if HK Engineering Plastics is determined to be Hong Kong tax residents and are considered to be "beneficial owners" that are generally engaged in substantive business activities and entitled to treaty benefits under the Double Taxation Arrangement (Hong Kong). Otherwise, we may not be able to enjoy the preferential withholding tax rate of 5% under the tax arrangement and therefore be subject to withholding tax at a rate of 10% with respect to dividends to be paid by Xinda Group (assuming such dividends were considered sourced within the PRC) to us through HK Engineering Plastics. Any such taxes on dividends could materially reduce the amount of dividends, if any, we could pay to our shareholders.

However, if we were deemed as a "resident enterprise," the new "resident enterprise" classification could result in a situation in which an up to 10% PRC tax is imposed on dividends we pay to our non-PRC shareholders that are not PRC tax "resident enterprises". In such event, we may be required to withhold an up to 10% PRC tax on any dividends paid to non-PRC resident enterprise shareholders. Our non-PRC resident enterprise shareholders also may be responsible for paying PRC tax at a rate of 10% on any gain realized from the sale or transfer of our ordinary shares in certain circumstances if such income is considered PRC-sourced income by relevant tax authorities. We would not, however, have an obligation to withhold PRC tax with respect to such gain.

On December 15, 2009, the State Administration of Taxation ("SAT") released the Notice on Strengthening Administration of Enterprise Income Tax for Share Transfers by Non-PRC Resident Enterprises ("Circular 698") that reinforces the taxation of non-listed equity transfers by non-resident enterprises through overseas holding vehicles. Circular 698 is retroactively effective from January 1, 2008. Circular 698 addresses indirect share transfer as well as other issues. According to Circular 698, where a foreign (non-PRC resident) investor who indirectly holds shares in a PRC resident enterprise through a non-PRC offshore holding company indirectly transfers equity interests in a PRC resident enterprise by selling the shares of the offshore holding company, and the latter is located in a country or jurisdiction where the effective tax burden is less than 12.5% or where the offshore income of its residents is not taxable, the foreign investor is required to provide the PRC tax authority in charge of that PRC resident enterprise with certain relevant information within 30 days of the transfer. The tax authorities in charge will evaluate the offshore transaction for tax purposes. In the event that the tax authorities determine that such transfer is abusing forms of business organization lack of reasonable commercial purpose or for purpose of avoidance of PRC income tax liability, the PRC tax authorities will have the power to re-assess the nature of the equity transfer under the doctrine of substance over form. If the relevant tax authority's challenge of a transfer is successful, it may disregard the existence of the offshore holding company that is used for tax planning purposes and require seller to pay PRC tax on the capital gain from such transfer. Circular 698 also points out that when a non-resident enterprise transfers its equity interests in a PRC resident enterprise to its related parties at a price lower than the fair market value, the relevant tax authorities have the power to make a reasonable adjustment on the taxable income of the transaction. Since Circular 698 has a short history, there is uncertainty as to its application. We (or a foreign investor) may become at risk of being taxed under Circular 698 and may be required to expend valuable resources to comply with Circular 698 or to establish that we (or such foreign investor) should not be taxed under Circular 698, which could have a material adverse effect on our financial condition and results of operations (or such foreign investor's investment in us).

If any such PRC taxes apply, a non-PRC resident shareholder may be entitled to a reduced rate of PRC taxes under an applicable income tax treaty and/or a foreign tax credit against such shareholder's domestic income tax liability (subject to applicable conditions and limitations). Prospective investors should consult with their own tax advisors regarding the applicability of any such taxes, the effects of any applicable income tax treaties, and any available foreign tax credits.

PRC regulations relating to mergers and acquisitions of domestic enterprises by foreign investors may increase the administrative burden we face and create regulatory uncertainties.

On August 8, 2006, six PRC regulatory agencies, namely, the PRC Ministry of Commerce, or MOFCOM, the State Assets Supervision and Administration Commission, or SASAC, the State Administration for Taxation, the State Administration for Industry and Commerce, the China Securities Regulatory Commission, or CSRC, and SAFE, jointly adopted the Regulations on Mergers and Acquisitions of Domestic Enterprises by Foreign Investors, or the M&A Rule, which became effective on September 8, 2006. The M&A Rule purports, among other things, (i) to require any PRC company, enterprise or individual that intends to merge or acquire its domestic affiliated company in the name of an overseas company which it lawfully established or controls, to apply for MOFCOM's examination on and approval for the proposed merger or acquisition; and (ii) to require SPVs, formed for overseas listing purposes through acquisitions of PRC domestic companies and controlled directly or indirectly by PRC companies or individuals, to obtain the approval of CSRC prior to publicly listing their securities on an overseas stock exchange. However, there are substantial uncertainties regarding the interpretation, application and enforcement of these rules, and CSRC has yet to promulgate any written provisions or formally to declare or state whether the overseas listing of a PRC-related company structured similar to ours is subject to the approval of CSRC. As a result, we are not sure whether the M&A Rule would require us or our entities in China to obtain the approval from either MOFCOM or CSRC or any other regulatory agencies in connection with the transaction contemplated by the share transfer contracts which were entered into between Mr. Jie Han, Mr. Qingwei Ma and Hong Kong Engineering Plastics Company Limited on June 26, 2008, the transaction contemplated in the Agreement and Plan of Merger entered into by and among NB Telecom, Favor Sea (BVI) and the shareholders of Favor Sea (BVI) on December 24, 2008 (detailed description of both of the two aforesaid transactions and relevant contracts can be found in our Annual Report on Form 10-K for the fiscal year ended December 31, 2009, filed on April 14, 2010) the adoption and performance of the option agreement dated May 16, 2008 between Ms. Piao and Mr. Han.

Further, in the event MOFCOM or CSRC deems it necessary for us to obtain its approval prior to our entry into the aforesaid agreements, we could be subject to severe penalties. The M&A Rule does not stipulate the specific penalty terms, therefore, we are unable to determine what penalties we may face, and how such penalties may affect our business operations or future strategy.

Our business will suffer if we cannot obtain or maintain necessary permits or approvals.

Under PRC laws, we are required to obtain from various PRC governmental authorities certain permits and licenses in relation to the operation of our business. These permits and licenses are subject to periodic renewal and/or reassessment by the relevant PRC government authorities and the standards of compliance required in relation thereto may from time to time be subject to change. We cannot assure you that we can always obtain, maintain or renew all the permits and licenses in a timely manner. Additionally, any changes in compliance standards, or any new laws or regulations that may prohibit or render it more restrictive for us to conduct our business or increase our compliance costs may adversely affect our operations or profitability. Any failure by us to obtain, maintain or renew necessary licenses, permits and approvals, could subject us to fines and other penalties and limit the business we could conduct, which could have a material adverse effect on the operation of our business. In addition, we may not be able to carry on business without such permits and licenses being renewed and/or reassessed.

Pursuant to PRC laws and regulations, construction or expansion of a building or a production facility is subject to various permits and approvals from different government authorities. In connection with the construction of Xinda Group's factory and production facilities, which has already been completed and put into operation, we obtained a project approval from Administration Committee of Harbin Economic and Technological & High-tech Development Zone and an approval for the environmental impact assessment report on the construction project of Xinda Group in 2003. However, certain other necessary permits relating to the construction and operation of Xinda Group's factory and production facilities are outstanding. Failure to obtain all necessary approvals/permits may subject us to various penalties, such as fines or being required to vacate from the facilities where we currently operate our business.

Increased environmental regulation in China could increase our costs of operation.

Certain processes utilized in the production of modified plastics result in toxic by-products. To date, the Chinese government has imposed only limited regulation on the production of these by-products, and enforcement of the regulations has been sparse. Recently, however, there is a substantial increase in focus on the Chinese environment, which has inspired considerable new regulation. Because we plan to export plastics to the U.S. and Europe in coming years, we have developed certain safeguards in our manufacturing processes to assure compliance with the environmental protection standard ISO/TS16949 Quality Assurance Standard, the European Union's RoHS Standards and Germany's PAHs Standards. Furthermore, we are in the process of applying for the U.S.'s UL Safety Certification, ISO14001 Environmental Management System Certification and OHSAS18001 Occupational Health Management System Certification. This compliance regimen brings us into compliance with all Chinese environmental regulations. Additional regulation, however, could increase our cost of doing business, which would impair our profitability.

Our independent registered public accounting firm's audit documentation related to their audit reports included in our annual report may include audit documentation located in the Peoples' Republic of China. The Public Company Accounting Oversight Board currently cannot inspect audit documentation located in China and, as such, you may be deprived of the benefits of such inspection.

Our independent registered public accounting firm that issues the audit reports included in our annual reports filed with the U.S. Securities and Exchange Commission, as auditors of companies that are traded publicly in the United States and a firm registered with the PCAOB, is required by the laws of the United States to undergo regular inspections by the PCAOB to assess its compliance with the laws of the United States and professional standards. Our operations are conducted in China, a jurisdiction where the PCAOB is currently unable to conduct inspections without the approval of the Chinese authorities. Accordingly, no audit documentation located in China related to our independent registered public accounting firm's reports included in our filings with the U.S. Securities and Exchange Commission is currently inspected by the PCAOB.

Inspections conducted by the PCAOB outside of China have identified deficiencies in those firms' audit procedures and quality control procedures, which may be addressed as part of the inspection process to improve future audit quality. This lack of PCAOB inspections in China prevents the PCAOB from regularly evaluating audit documentation located in China and its related quality control procedures. As a result, investors may be deprived of the benefits of PCAOB inspections.

The inability of the PCAOB to conduct inspections in China makes it more difficult to evaluate the effectiveness of our auditor's audit procedures or quality control procedures as compared to auditors outside of China that are subject to PCAOB inspections. Investors may lose confidence in our reported financial information and procedures and the quality of our financial statements.

We may fail to develop and maintain an effective system of internal controls over financial reporting. As a result, we may not be able to accurately report our financial results or prevent fraud and current and potential shareholders could lose confidence in the integrity of our financial reports, which could harm our business and the trading price of our common stock.

Prior to our listing on the US stock exchange, we were a private company with all business operations within China. Our accounting and reporting system was designed to satisfy local statutory requirements and internal management needs. We had limited accounting personnel and resources to address internal control over financial reporting for the purpose of compliance with U.S. GAAP and SEC reporting requirements. Management concluded that our internal controls over financial reporting were ineffective as of December 31, 2012, due to two material weaknesses. The material weaknesses relate to (i) inadequate controls over the preparation of U.S. GAAP financial statements and disclosures due to lack of personnel with sufficient understanding, experience and training in U.S. GAAP and compliance with the SEC reporting requirements, and (ii) insufficient controls over cash disbursements and monitoring the construction in progress.

Our management is committed to strengthening our internal controls and complying with Section 404 of the Sarbanes-Oxley Act of 2002 ("SOX 404"). In 2012, we continued to implement a plan, pursuant to which (1) our accounting staff obtained external training of US GAAP and SEC reporting by qualified entity in 2012, (2) we continue to seek senior qualified people with requisite expertise and knowledge to help improve our internal control procedures.

However, we cannot be certain that these measures we have undertaken will ensure that we will maintain adequate controls over our financial processes and reporting in the future. Furthermore, if we are able to rapidly grow our business, the internal controls that we will need may become more complex, and significantly more resources may be required to ensure our internal controls remain effective. Failure to implement required controls, or difficulties encountered in their implementation, could harm our operating results or cause us to fail to meet our reporting obligations. If we fail to maintain an effective internal control system, our stockholders and other potential investors may lose confidence in our business operations and the integrity of our financial statements, and may be discouraged from future investments in our company, which may delay or hinder any future business development or expansion plans if we are unable to raise funds in future financings, and our current stockholders may choose to dispose of the shares of common stock they own in our company, which could have a negative impact on our stock price. In addition, non-compliance with SOX 404 could subject us to a variety of administrative sanctions, including the suspension of trading of our stock on the NASDAQ Global Market, ineligibility for listing on other national securities exchanges, and the inability of registered broker-dealers to make a market in our common stock, which could further reduce our stock price.

We may be subject to or be liable for US taxes, interest and penalties.

Because we incur cumulative losses in the U.S., we do not believe that we owe U.S. federal income taxes for the taxable years ended December 31, 2012 and 2011. However, there can be no assurance that the IRS will agree with this position, and therefore we ultimately could be held liable for U.S. federal income taxes, interest and penalties.

Our inability or failure to protect our intellectual property rights may significantly and materially impact our business, financial condition and results of operations.

Protection of our proprietary processes, methods and other technology is important to our business. We generally rely on a combination of the patent, trademark and copyright laws of the PRC and laws protecting trade secret in the PRC, as well as licenses and non-disclosure and confidentiality agreements, to protect our intellectual property rights. The patent, trademark and copyright laws of the PRC, as well as laws protecting trade secret in the PRC, may not protect our intellectual property rights to the same extent as the laws of the U.S.

Failure to protect our intellectual property rights may result in the loss of valuable proprietary technologies. Additionally, some of our technologies are not covered by any patent or patent application and, even if a patent application has been filed, it may not result in an issued patent. If patents are issued to us, those patents may not provide meaningful protection against competitors or against competitive technologies. In addition, upon the expiration of patents issued to us, we will be unable to prevent our competitors from using or introducing products using the formerly-patented technology. As a result, we may be faced with increased competition and our results of operations may be adversely affected. We cannot assure you that our intellectual property rights will not be challenged, invalidated, circumvented or rendered unenforceable.

We also rely upon unpatented proprietary manufacturing expertise, continuing technological innovation and other trade secrets to develop and maintain our competitive position. While we generally enter into confidentiality/non-disclosure agreements with our employees and third parties to protect our intellectual property, we cannot assure you that our confidentiality/non-disclosure agreements will not be breached, that they will provide meaningful protection for our trade secrets and proprietary manufacturing expertise or that adequate remedies will be available in the event of an unauthorized use or disclosure of our trade secrets or manufacturing expertise.

Our intellectual property rights may be challenged or infringed upon by third parties or we may be unable to maintain, renew or enter into new license agreements that are important to our business with third-party owners of intellectual property on reasonable terms. We could also face patent infringement claims from our competitors or others alleging that our processes or products infringe on their proprietary technologies. If we are found to be infringing on the proprietary technology of others, we may be liable for damages, and we may be required to change our processes, to redesign our products partially or completely, to pay to use the technology of others or to stop using certain technologies or producing the infringing product(s) entirely. Even if we ultimately prevail in an infringement suit, the existence of the suit could prompt customers to switch to products that are not the subject of infringement suits. We may not prevail in any intellectual property litigation and such litigation may result in significant legal costs or otherwise impede our ability to produce and distribute key products.

We may be unable to renew the leases for our factories on acceptable terms or these leases may be terminated.

As of December 31, 2012, Xinda Group operated three separate factories located at 9 Qinling Road (the "Qinling Road Factory"), 9 North Dalian Road (the "Dalian Road Factory") and 9 Jiangnan First Road (the "Jiangnan Road Factory"), respectively. Xinda Group owns the titles to the land and premises of the Qinling Road Factory. Xinda Group leases land and premises of the Dalian Road Factory from Xinda High-Tech. Xinda Group is in the process of acquiring the titles to the land and premises at Jiangnan Road Factory. Xinda Group's leases will expire on April 30, 2015. If we are unable to renew our lease on acceptable terms in due course or if our lease is terminated by the lessor unilaterally for the Dalian Road Factory or acquire the titles to the land and premises at Jiannan Road Factory:

- we may be unable to find a new property with the amenities and in the location we require for our factories, which may result in a factory closure;
- we may have to relocate to a less desirable location;
- we may have to relocate to a location with facilities that do not meet our requirements;
- we may incur significant costs in connection with identifying, securing and relocating to a replacement location; or
- our factories may experience significant disruption in operations and, as a result, we may be unable to produce products during the period of disruption.

Any of these events may materially and adversely affect our business, prospects, results of operations and financial condition.

A sharp increase in the demand or the price for raw materials may have a negative impact on our results of operations if we are unable to pass on increases in the cost of raw materials to our customers on a timely basis.

The total cost of raw materials made up approximately 98% of our cost of revenues in both 2012 and 2011.

Currently, plastic resins are mainly used as a raw material in China's plastic parts molding industry. The market prices of plastic resins may fluctuate due to changes in supply and demand conditions in that industry. Any sudden shortage of supply or significant increase in demand of plastic resins and additives may result in higher market prices and thereby increase our cost of sales. The prices of plastic resins and additives are, to a certain extent, affected by the price movement of crude oil which caused the price of raw materials to fluctuate. In addition, under the terms of our customer agreements, we can only increase the sales price for our products if the cost of our raw materials increases by more than 5%. As a result, our inability to increase the selling price of our products to cover increases of less than 5%, may limit our profitability.

Our assets are primarily located in China. So any dividends or proceeds from liquidation are subject to the approval of the relevant Chinese government agencies.

Our assets are primarily located inside China. Under the laws governing FIEs in China, dividend distribution and liquidation are allowed but subject to respective administrative procedures under the relevant laws and rules. Any dividend payment will be subject to the decision of the Board of Directors and be subject to foreign exchange rules governing such repatriation. Any liquidation is subject to the decision of the highest authority of the company, the relevant government agency's approval and supervision (including but not limited to the local branch of MOFCOM), as well as the whole process of liquidation under PRC laws and regulations, including without limitation personnel resettlement, assets disposition, settlement of debts and creditor's rights as well as deregistration, which process could be very time-consuming and complex. Since the dividend distribution procedure is subject to foreign exchange rules governing such repatriation, risks may arise for our investors when Xinda Group pays dividend to us through HK Engineering Plastics. Furthermore, the liquidation procedure is a complex and time consuming procedures subject to government approvals, additional risks and costs may arise for our investors in the process.

Governmental control of currency conversions may affect the value of your investment.

All of our revenue is earned in Renminbi, and any future restrictions on currency conversions may limit our ability to use revenue generated in Renminbi to make dividend or other payments in U.S. dollars. Although the PRC government introduced regulations in 1996 to allow greater convertibility of the Renminbi for current account transactions, significant restrictions still remain, including primarily the restriction that foreign-invested enterprises like us may buy, sell or remit foreign currencies only after providing valid commercial documents at a PRC banks specifically authorized to conduct foreign-exchange business.

In addition, conversion of Renminbi for capital account items, including direct investment and loans, is subject to governmental approval in the PRC, and companies are required to open and maintain separate foreign-exchange accounts for capital account items. There is no guarantee that PRC regulatory authorities will not impose additional restrictions on the convertibility of the Renminbi. Such restrictions could prevent us from distributing dividends and thereby reduce the value of our stock.

The fluctuation of the exchange rate of the Renminbi against the dollar could reduce the value of your investment.

The value of our common stock will be affected by the foreign exchange rate between U.S. dollars and Renminbi. For example, to the extent that we need to convert U.S. dollars we receive from an offering of our securities into Renminbi for our operations, appreciation of the Renminbi against the U.S. Dollar could reduce the value in Renminbi of our funds. Conversely, if we decide to convert our Renminbi into U.S. dollars for the purpose of declaring dividends on our common stock or for other business purposes and the U.S. dollar appreciates against the Renminbi, the U.S. dollar equivalent of our earnings from our subsidiaries in China would be reduced.

On July 21, 2005, the PRC government changed its decade-old policy of pegging the value of the Renminbi to the U.S. Dollar. Under the 2005 policy, the Renminbi is permitted to fluctuate within a narrow and managed band against a basket of certain foreign currencies. This change in policy has resulted in an appreciation of the Renminbi against the U.S. dollar of approximately 28.8% from July 21, 2005 to December 31, 2012. While the international reaction to the Renminbi revaluation has generally been positive, there remains significant international pressure on the PRC government to adopt an even more flexible currency policy, which could result in a further and more significant appreciation of the Renminbi against the U.S. Dollar.

We receive all of our revenues in Renminbi. The PRC government imposes controls on the convertibility of Renminbi into foreign currencies and, in certain cases, the remittance of currency out of the China. Shortages in the availability of foreign currency may restrict our ability to remit sufficient foreign currency to pay dividends, or otherwise satisfy foreign currency denominated obligations. Under existing PRC foreign exchange regulations, payments of current account items, including profit distributions, interest payments and expenditures from the transaction, can be made in foreign currencies without prior approval from SAFE by complying with certain procedural requirements. However, approval from appropriate governmental authorities is required where Renminbi are to be converted into foreign currency and remitted out of the PRC to pay capital expenses, such as the repayment of bank loans denominated in foreign currencies.

The PRC government could also restrict access in the future to foreign currencies for current account transactions. If the foreign exchange control system prevents us from obtaining sufficient foreign currency to satisfy our currency demands, we may not be able to pay certain expenses as they become due.

MSPEA Modified Plastics Holding Limited ("MSPEA") has significant influence over our affairs.

MSPEA currently owns 100% of our outstanding Series D Preferred Stock, representing approximately 23.8% of our issued and outstanding shares of common stock on an as converted basis. Pursuant to the Certificate of Designation of Series D Preferred Stock, holders of Series D Preferred Stock have the right to elect, voting as a separate class, two directors to serve on the Board so long as at least 12,800,000 (adjusted for any dilutive corporate actions) shares of Series D Preferred Stock are outstanding, and one director to serve on the Board if the number of shares of Series D Preferred Stock outstanding at such time is less than 12,800,000 but more than 1,600,000 (in each case adjusted for any dilutive corporate actions). For so long as at least 1,600,000 (adjusted for any dilutive corporate actions) shares of Series D Preferred Stock remain outstanding, holders of Series D Preferred Stock have veto rights over certain material corporate actions of the Company and its subsidiaries as described in the Certificate of Designation of Series D Preferred Stock. As such, MSPEA currently has significant influence over our affairs.

Upon the occurrence of certain events, we may be required to redeem all or a portion of the Series D Preferred Stock.

The holders of the Series D Preferred Stock have the right to require us to redeem all or a portion of the outstanding shares of the Series D Preferred Stock, subject to certain restriction on the redemption date, at a price per share equal to an amount that would yield a total internal rate of return of 15% to such holder on the original issue price of \$6.25 per share, upon the occurrence of any of the following events: (i) our failure to achieve an adjusted consolidated net income of RMB608 million for fiscal year 2013, (ii) a breach by us, XD Engineering Plastics or Mr. Han of certain provisions of the financing documents in connection with the issuance and sale of the Series D Preferred Stock, which breach gives rise to a material adverse effect on us or which materially diminishes the value of the Series D Preferred Stock, (iii) the commencement by the Company or any of its subsidiaries of any bankruptcy, insolvency, reorganization or the like, or (iv) the appointment of a custodian, receiver, liquidator, assignee, trustee or other similar officials of the Company or any of its subsidiaries for the winding up or liquidation of its affairs. In the event we are required to redeem the Series D Preferred Stock, if we have insufficient cash available and do not have access to bank borrowings, we may have to liquidate assets to fund such redemption. Any such liquidation may yield proceeds lesser than might otherwise be the case.

ITEM 1B. UNRESOLVED STAFF COMMENTS

None.

ITEM 2. PROPERTIES

Physical Plant and Production

Our executive offices and production facilities are located in the Harbin Development Zone in the City of Harbin, which is the provincial capital of Heilongjiang Province in northeast China. Our owned facility has a total usable area of 7,359 square meters (79,212 square feet). The facility includes six buildings with one office building attached by one workshop, one storage room, one transformer station, and two guard rooms. All the company's properties are insured by China Pacific Property Insurances Co., Ltd.

The land on which our owned facility is located measures 14,715 square meters (158,391 square feet). The land use right was issued to Xinda Group by the City of Harbin and will expire in 2053. We also have a long-term lease of the production facilities with Harbin Xinda High-Tech Co., Ltd ("Xinda High-Tech"). The land on which our leased facility is located measures 16,537 square meters (178,009 square feet). The facility we rent includes three buildings with two office buildings attached by one workshop respectively and one guard room.

On May 9, 2011, Harbin Xinda, a subsidiary of China XD, entered into a purchase agreement with Harbin Shengtong Engineering Plastics Co. Ltd. ("Harbin Shengtong") as amended on June 1, 2011. The legal representative of Harbin Shengtong is a former employee of Harbin Xinda. Pursuant to the purchase agreement, Harbin Xinda will purchase from Harbin Shengtong land use rights and a plant consisting of five workshops and a building (the "Project"), in exchange for a total consideration of RMB435 million (approximately US\$67.3 million) in cash. Harbin Shengtong is responsible to complete the construction of the plant and workshops according to Harbin Xinda's specifications. Once the Project is fully completed and accepted by Harbin Xinda, Harbin Shengtong shall transfer titles of the Project to Harbin Xinda. During the year ended December 31, 2011, the Company paid Harbin Shengtong a cash deposit of RMB118.9 million (equivalent to US\$18.9 million). In December 2011, two workshops were completed and subsequently placed into service by the Company. Accordingly, the cost of these two workshops of approximately RMB59.5 million (equivalent to US\$9.5 million) was recorded in workshops and buildings as of December 31, 2011. The allocable cost of the land use right related to the two workshops of approximately RMB24.1 million (equivalent to US\$3.8 million) was recorded in land use rights in the Company's balance sheet as of December 31, 2011. In December 2012, the remaining three workshops were completed and placed into service by the Company. Accordingly, the cost of these three workshops of approximately RMB139.6 million (equivalent to US\$22.2 million) was recorded in workshops and buildings as of December 31, 2012. The allocable cost of the land use right related to the two workshops of approximately RMB40.5 million (equivalent to US\$6.5 million) was recorded in land use rights in the Company's balance sheet as of December 31, 2012. The titles of the five workshops and the related land use rights are expected to be transferred to the Company once the Project is completed in the second half of 2013.

As of December 31, 2012, we had approximately 390,000 metric tons of production capacity across 88 automatic production lines utilizing German twin-screw extruding systems, automatic weighing systems and Taiwan conveyer systems, including the newly launched three additional workshops with 30 production lines completed the trial-run in December of 2012 and further expanded our annual capacity potential by approximately 135,000 metric tons and support our future growth in 2013.

The process of manufacturing modified plastic consists of modifying a standard plastic (polypropylene, ABS, PA6, PA66, etc.) by adding various agents and additives that will alter the physical and/or functional characteristics of the plastic. Catalysts are added that facilitate the desired chemical reactions, all of which occurs in a specially designed equipment. The resulting plastics are then extracted from the equipment by an extraction technique that is proprietary to Xinda Group. Further processing may involve additional blending, extrusion, cooling and cutting, homogenizing and packing, as needed to meet the customer's requirements.

In addition to its unique extraction technology, Xinda Group has developed its own techniques and equipment for many of the steps in the production process. Among the aspects of production for which Xinda Group has proprietary technology are product formulae, a technique for combining extruder screws, and certain stuffing techniques. With these unique formulas and techniques, our products can satisfy clients' standard requirements at a lower cost than competitive products.

Our facilities have been certified under the following international qualifications criteria: ISO9001: 2000 quality management system certification and ISO/TS16949: 2002 international auto parts industry quality systems certification. The government of China has designated Xinda Group as a National Torch Project and a National Spark Plan Project, and has given Xinda Group the "Most Valuable High Tech in China" award. Xinda Group is an executive member of the Council of the Chinese Automobile Parts Association, a member of the Chinese Modified Plastics Professional Committee, a member of the Chinese Plastics Engineering Committee and Heilongjiang Province Post Doctoral Working Station.

ITEM 3. LEGAL PROCEEDINGS

None.

ITEM 4. MINE SAFETY DISCLOSURES

Not applicable.

PART II

ITEM 5. MARKET FOR REGISTRANT'S COMMON EQUITY, RELATED STOCKHOLDER MATTERS AND ISSUER PURCHASES OF EQUITY SECURITIES

Prior to November 27, 2009, our common stock was quoted on the OTC Bulletin Board ("OTCBB") under the symbol "CXDC". On November 27, 2009, we terminated our listing on OTCBB and listed our common stock on NASDAQ Global Market, also under the symbol "CXDC." The following table sets forth, for the indicated periods, the high and low sales prices for our common stock, as reported on NASDAQ.

	Common Stock	
	High	Low
Fiscal Year Ended December 31, 2011		
First Quarter	7.35	5.12
Second Quarter	5.67	3.18
Third Quarter	5.55	3.10
Fourth Quarter	5.41	3.78
Fiscal Year Ending December 31, 2012		
First Quarter	5.82	4.71
Second Quarter	5.62	4.40
Third Quarter	4.78	3.52
Fourth Quarter	4.36	3.70

Number of Holders

As of March 20, 2013, there were 427 record holders of our common stock.

Interwest Transfer Company Inc. is the registrar and transfer agent for our common stock. Its address is 1981 Murray Holladay Road, Suite 100, Salt Lake City, UT 84117 USA, telephone: (801) 272-9294.

Dividend Policy

We have not paid any cash dividends since our inception and do not anticipate paying any cash dividends on our common stock in the foreseeable future. We expect to retain our earnings, if any, to provide funds for the expansion of our business. Future dividend policy will be determined periodically by the Board of Directors based upon conditions then existing, including our earnings and financial condition, capital requirements and other relevant factors.

Under current PRC regulations, wholly foreign-owned enterprises and Sino-foreign equity joint ventures in the PRC may pay dividends only out of their accumulated profits, if any, determined in accordance with PRC accounting standards and regulations. Additionally, these foreign-invested enterprises are required to set aside certain amounts of their accumulated profits each year, if any, to fund certain reserve funds. These reserves are not distributable as cash dividends. Payment of future dividends, if any, will be at the discretion of our Board of Directors after taking into account various factors, including current financial condition, operating results and current and anticipated cash needs.

Securities Authorized for Issuance under Equity Compensation Plans

The Company adopted the 2009 Stock Option / Stock Issuance Plan (the "Plan") on May 26, 2009, which reserved 7,800,000 shares of common stock for issuance under the Plan. The Plan allows the Company to issue awards of stock options and stock issuances to directors, officers, employees and consultants of the Company, which may be subject to restrictions.

The following table provides certain information with respect to the Company's Plan in effect as of December 31, 2012.

Plan category	Number of securities to be issued upon exercise of outstanding options and nonvested shares (a)	Weighted-average exercise price of outstanding options, warrants and rights (b)
Stock options	148,500	8.01
Nonvested shares	513,000	-
Total	661,500	

As of December 31, 2012, the number of securities remaining available for future issuance under equity compensation plans was 4,948,715 shares.

Purchases of Equity Securities by the Issuer and Affiliated Purchasers

On April 7, 2011, the Board of Directors approved a stock repurchase program that allows the Company to repurchase up to US\$10 million of its stock until May 31, 2012. On September 28, 2011, the Company purchased 21,000 shares of its common stock in the public stock market for a total consideration of US\$92,694. The stock repurchase program expired on May 31, 2012.

ITEM 6. SELECTED FINANCIAL DATA

Not applicable.

ITEM 7. MANAGEMENT'S DISCUSSION AND ANALYSIS OF FINANCIAL CONDITION AND RESULTS OF OPERATIONS

We make forward-looking statements in this report, in other materials we file with the Securities and Exchange Commission (the "SEC") or otherwise release to the public, and on our website. In addition, our senior management might make forward-looking statements orally to analysts, investors, the media and others. Statements concerning our future operations, prospects, strategies, financial condition, future economic performance (including growth and earnings) and demand for our products and services, and other statements of our plans, beliefs, or expectations, including the statements contained in this Item 7, "Management's Discussion and Analysis or Plan of Operation," regarding our future plans, strategies and expectations are forward-looking statements. In some cases these statements are identifiable through the use of words such as "anticipate," "believe," "estimate," "expect," "intend," "plan," "project," "target," "can," "could," "may," "should," "will," "would" and similar expressions. We intend such forward-looking statements to be covered by the safe harbor provisions contained in Section 27A of the Securities Act of 1933, as amended (the "Securities Act") and in Section 21E of the Securities Exchange Act of 1934, as amended (the "Exchange Act"). You are cautioned not to place undue reliance on these forward-looking statements because these forward-looking statements we make are not guarantees of future performance and are subject to various assumptions, risks, and other factors that could cause actual results to differ materially from those suggested by these forward-looking statements. Thus, our ability to predict results or the actual effect of future plans or strategies is inherently uncertain. Factors which could have a material adverse effect on our operations and future prospects include, but are not limited to, changes in: global and domestic economic conditions generally and the automotive modified plastics market specifically, legislative or regulatory changes that affect our business, including changes in environmental regulations and control policies over the domestic automotive industry, the availability of working capital, the introduction of competing products, and other risk factors described herein. These risks and uncertainties, together with the other risks described from time-to-time in reports and documents that we filed with the SEC should be considered in evaluating forward-looking statements and undue reliance should not be placed on such statements. Indeed, it is likely that some of our assumptions will prove to be incorrect. Our actual results and financial position will vary from those projected or implied in the forward-looking statements and the variances may be material. We expressly disclaim any obligation to update or revise any forward-looking statements, whether as a result of new information, future events or otherwise, except as required by law.

General

China XD Plastics Company Limited ("China XD", "we", and the "Company", and "us" or "our" shall be interpreted accordingly) is one of the leading specialty chemical companies engaged in the research, development, manufacture and sale of modified plastics primarily for automotive applications in China. Through our wholly-owned operating subsidiaries in China, we develop modified plastics using our proprietary technology, manufacture and sell our products primarily for use in the fabrication of automobile parts and components. We have 246 certifications from manufacturers in the automobile industry as of December 31, 2012. We are the only company certified as a National Enterprise Technology Center in modified plastics industry in Heilongjiang province. Our Research and Development (the "R&D") team consists of 118 professionals and 18 consultants, including three consultants who are members of Chinese Academy of Engineering, and one consultant who is the former chief scientist of Specialty Plastics Engineering Institute of Jilin University. As a result of the integration of our academic and technological expertise, we have a portfolio of 69 patents, one of which we have obtained the patent rights and the remaining 68 of which we have applications pending in China as of December 31, 2012.

Our products include seven categories: polypropylene (PP), acrylonitrile butadiene styrene (ABS), modified engineering plastics, polyamides (PA or nylon), environment-friendly plastics, specialty engineering plastics and polyether ether ketone (PEEK). The Company's products are primarily used in the production of exterior and interior trim and functional components of more than 23 automobile brands and 70 automobile models manufactured in China, including Audi, Volkswagen, BMW, GM, Mazda, Toyota, Cherry, Geely and Hafei new energy vehicles. Our research center is dedicated to the research and development of modified plastics, and benefits from its cooperation with well-known scientists from prestigious universities in China. We operate three manufacturing bases in Harbin, Heilongjiang in the PRC. As of December 31, 2012, we had approximately 390,000 metric tons of production capacity across 83 automatic production lines utilizing German twin-screw extruding systems, automatic weighing systems and Taiwan conveyer systems, including the newly launched three additional workshops with 30 production lines completed the trial-run in December of 2012 and further expanded our annual capacity potential by approximately 135,000 metric tons and support our future growth in 2013.

Critical Accounting Policies

We prepare our consolidated financial statements in accordance with U.S. GAAP, which requires us to make judgments, estimates and assumptions that affect (1) the reported amounts of our assets and liabilities; (2) the disclosure of our contingent assets and liabilities at the end of each reporting period; and (3) the reported amounts of revenues and expenses during each reporting period. We continually evaluate these judgments, estimates and assumptions based on our own historical experience, knowledge and assessment of current business and other conditions and our expectations regarding the future based on available information which together form our basis for making judgments about matters that are not readily apparent from other sources. Since the use of estimates is an integral component of the financial reporting process, our actual results could differ from those estimates. Some of our accounting policies require a higher degree of judgment than others in their application.

When reading our consolidated financial statements, you should consider our selection of critical accounting policies, the judgment and other uncertainties affecting the application of such policies, and the sensitivity of reported results to changes in conditions and assumptions. We believe the following accounting policies involve the most significant judgments and estimates used in the preparation of our consolidated financial statements.

Long-Lived Assets

Our long-lived assets include property, plant and equipment and land use rights.

We depreciate and amortize our property, plant and equipment and land use rights, using the straight-line method of accounting over the estimated useful lives of the assets. We make estimates of the useful lives of property, plant and equipment, including the salvage values, and land use rights in order to determine the amount of depreciation and amortization expense to be recorded during each reporting period. The estimated useful life is the period over which the long-lived assets are expected to contribute directly or indirectly to the future cash flows of the Company.

We evaluate long-lived assets, including property, plant and equipment, and land use rights for impairment whenever events or changes in circumstances indicate that the carrying amount of such assets may not be recoverable. We assess recoverability by comparing carrying amount of a long-lived asset or asset group to estimated undiscounted future cash flows expected to be generated by the asset or asset group. If the carrying amount of an asset or asset group exceeds its estimated undiscounted future cash flows, we recognize an impairment charge based on the amount by which the carrying amount exceeds the estimated fair value of the asset or asset group. We estimate the fair value of the asset or asset group through various valuation techniques, including discounted cash flow models, quoted market values and third-party independent appraisals, as considered necessary. Assets to be disposed are reported at the lower of carrying amount or fair value less costs to sell, and are no longer depreciated.

Allowance for Doubtful Accounts

We maintain an allowance for doubtful accounts for estimated losses resulting from the inability of our customers to make required payments. In establishing the required allowance, we consider historical losses adjusted to take into account current market conditions, the amount of receivables in dispute, and the current receivables aging and current payment patterns. Account balances are charged off against the allowance after all means of collection have been exhausted and the potential for recovery is considered remote. We do not have any off-balance-sheet credit exposure related to our customers.

We extend unsecured credit to customers with good credit history. We review our accounts receivable on a regular basis to determine if the bad debt allowance is adequate at each year-end. We have not experienced any material write-offs in history.

Valuation of Inventories

Our inventories are stated at the lower of cost or market. We routinely evaluate quantities and value of our inventories in light of current market conditions and market trends, and record a write-down against the cost of inventories for a decline in market. Expected demand and anticipated sales price are the key factors affecting our inventory valuation analysis. For purposes of our inventory valuation analysis, we develop expected demand and anticipated sales prices primarily based on sales orders as well as industry trends and individual customer analysis. We also consider sales and sales orders after each reporting period-end but before the issuance of our financial statements to assess the accuracy of our inventory valuation estimates. Historically, actual demand and sales price have generally been consistent with or greater than expected demand and anticipated sales price used for purposes of the our inventory valuation analysis. The evaluation also takes into consideration new product development schedules, the effect that new products might have on the sale of existing products, product obsolescence, customer concentrations, product merchantability and other factors. Market conditions are subject to change and actual consumption of inventories could differ from forecasted demand. Furthermore, the price of plastic resins, our primary raw material, is subject to fluctuations based on global supply and demand. Our management continually monitors the changes in the purchase price paid for plastic resins, including advances to suppliers, and the impact of such change on our ability to recover the cost of inventory and our prepayments to suppliers. Our products have a long life cycle and obsolescence has not historically been a significant factor in the valuation of inventories. We have not experienced any material inventory write-downs before.

Income Tax Uncertainties and Realization of Deferred Income Tax Assets

Our income tax provision, deferred income tax assets and deferred income tax liabilities are recognized and measured primarily based on actual and expected future income, PRC statutory income tax rates, PRC tax regulations and tax planning strategies. Significant judgment is required in interpreting tax regulations in the PRC, evaluating uncertain tax positions, and assessing the realizability of deferred income tax assets. Actual results could differ materially from those judgments, and changes in judgments could materially affect our consolidated financial statements. As of December 31, 2012 and 2011, we had total gross deferred income tax assets of US\$556,677 and US\$1,005,361, respectively. We record a valuation allowance to reduce our deferred income tax assets if, based on the weight of available evidence, we believe expected future taxable income is not likely to support the use of a deduction or credit in that jurisdiction. We evaluate the level of our valuation allowances quarterly, and more frequently if actual operating results differ significantly from forecasted results. As of December 31, 2012 and 2011, our valuation allowance against deferred income tax assets was US\$556,677 and US\$1,005,361, respectively. The change in valuation allowance was attributable primarily to deferred income tax assets, consisting primarily of tax losses carryforward of China XD and Favor Sea (US) Inc. which in our judgment, are not more likely than not to be realized as tax benefits in view of the cumulative loss positions of these entities.

We recognize the impact of a tax position if we determine the position is more likely than not to be sustained upon examination, including resolution of any related appeals or litigation processes, based solely on the technical merits of the position. In evaluating whether a tax position has met the more-likely-than-not recognition threshold, it is presumed that the position will be examined by the appropriate tax authority that has full knowledge of all relevant information. In addition, a tax position that meets the more-likely-than-not recognition threshold is measured to determine the amount of benefit to recognize in the financial statements. The tax position is measured at the largest amount of benefit that is greater than 50 percent likely of being realized upon settlement. The tax positions are regularly re-evaluated based on the results of the examination of income tax filings, statute of limitations expirations and changes in tax law that would either increase or decrease the technical merits of a position relative to the more-likely-than-not recognition threshold. In the normal course of business, we are regularly audited by the PRC tax authorities. The settlement of any particular issue with the applicable tax authority could have a material impact on our consolidated financial statements.

Probability of the redemption of Series D convertible preferred stocks

At the date of issuance, we recognized our redeemable Series D convertible preferred stocks at their fair value. Under the terms of the Series D preferred stock agreement, the redeemable Series D convertible preferred stock becomes redeemable upon the occurrence of certain events, the most significant being if for the years ended December 31, 2011, 2012 and 2013, the Company does not meet the Actual Profit Targets, as defined and prescribed in the Series D preferred stock agreement. Based on the terms of the redeemable Series D preferred stock agreement, the redemption amount would be US\$119 million as of December 31, 2012 and US\$137 million as of December 31, 2013.

For the years ended December 31, 2011 and 2012, our Actual Profit, as defined in the Series D preferred stock agreement, was RMB379 million and RMB524 million, respectively, which exceeded the 2011 Actual Profit Targets of RMB360 million and the 2012 Actual Profit Targets of RMB468 million. Accordingly, the redeemable Series D convertible preferred stocks are not currently redeemable.

In addition, since we believe the Company will meet the Actual Profit Targets of RMB608 million for the year ending December 31, 2013, we have concluded it is not probable that the redeemable Series D convertible preferred stocks will become redeemable. As a result, we have not adjusted the initial carrying value of the redeemable Series D convertible preferred stocks.

The determination of the probability that the redeemable Series D convertible preferred stocks will become redeemable required us to project a Actual Profit Targets for the year ending December 31, 2013. The calculation of a Actual Profit Targets for the year ending December 31, 2013 required us to consider various estimates and assumptions, including among other things, future market demand and unit selling prices of products and product mix, revenue growth rates of different products, unit costs of raw materials, production capacity and utilization ratio, gross margin percentages, operating expenses to revenues ratio, projected working capital needs, capital expenditures forecasts, interest rate and income tax rate.

Stock Based Compensation

We measure the cost of employee services received in exchange for an award of equity instruments based on the grant date fair value of the award and recognize the cost over the period the employee is required to provide service in exchange for the award, which generally is the vesting period. We have elected to recognize the compensation cost for an award with only service conditions and a graded vesting schedule on a straight-line basis over the requisite service period for the entire award. However, the cumulative amount of compensation cost recognized at any date equals at least the portion of the grant date value of such award that is vested at that date.

We estimated the fair value of our share options using the Black-Scholes Option Pricing model. The model incorporates subjective assumptions. The expected volatility was based on implied volatilities from traded options and historical volatility of the Company's common stock. The risk free interest rate assumption is determined using the Federal Reserve nominal rates for U.S. Treasury zero-coupon bonds with maturities similar to those of the expected term of the award being valued. There is no expected dividend yield, as the Company has not paid dividend and does not anticipate paying dividend over the term of the grants.

Changes in our estimates and assumptions regarding the expected volatility could significantly impact the estimated fair values of our share options determined under the Black-Scholes valuation model and, as a result, our net income.

Fair Value Measurements

We apply the provisions of ASC Subtopic 820-10, *Fair Value Measurements*, for fair value measurements of financial assets and financial liabilities and for fair value measurements of nonfinancial items that are recognized or disclosed at fair value in the financial statements. The fair values are measured pursuant to the three levels defined as follow:

- *Level 1*: inputs to the valuation methodology are quoted prices (unadjusted) for identical assets or liabilities in active markets.
- *Level 2*: inputs to the valuation methodology include quoted prices for similar assets and liabilities in active markets, and inputs that are observable for the assets or liability, either directly or indirectly, for substantially the full term of the financial instruments.
- *Level 3*: inputs to the valuation methodology are unobservable and significant to the fair value.

The fair values of the warrants outstanding as of December 31, 2012 and 2011 were determined based on the Black-Scholes option pricing model, using the following key assumptions:

	Series A Investor Warrants		Series A Placement Agent Warrants		Series C Placement Agent Warrants	
	December 31,		December 31,		December 31,	
	2012	2011	2012	2011	2012	2011
Exercise price (per share)	4.9	4.9	5.5	5.5	7.5	7.5
Risk-free interest rate per annum	0.3%	0.4%	0.3%	0.4%	0.1%	0.2%
Expected volatility	48.8%	72.0%	48.8%	72.0%	77.4%	55.4%
Expected dividends yield	0%	0%	0%	0%	0%	0%
Expected term (years)	1.9	2.9	1.9	2.9	0.5	1.5

Results of Operations

The following table sets forth, for the periods indicated, statements of income data in thousands of USD:

(in thousands, except percentages)	For the Years Ended December 31,			
	2012		2011	
	Amount	%	Amount	%
Revenues	\$ 599,819	100%	\$ 381,625	100%
Cost of revenues	\$ 456,012	76%	\$ 285,802	75%
Gross profit	\$ 143,807	24%	\$ 95,823	25%
Total operating expenses	\$ 31,929	5%	\$ 18,961	5%
Operating income	\$ 111,878	19%	\$ 76,862	20%
Income before income taxes	\$ 115,384	19%	\$ 78,629	21%
Income tax expenses	\$ 29,516	5%	\$ 18,110	5%
Net income	\$ 85,868	14%	\$ 60,519	16%

Revenues

Revenues were US\$599.8 million, an increase of US\$218.2 million, or 57.2%, as compared to US\$381.6 million in 2011, due to approximately 48.1% increase in sales volume and 7.5% increase in the average RMB selling price of our products. The increase of sales volume was driven by the strong demand of modified plastics in the PRC market and higher penetration of our business in our existing markets supported by our newly installed twenty production lines in December 2011, as well as the marketing efforts to develop new customers. Such increase in demand was driven by increasing demand for middle and high-end automobiles by Chinese consumers, continuing substitution of imported modified plastics by domestic suppliers, as well as the increase of plastic content on the per-vehicle-basis in China. The increase of average selling price was due to the shift of product mix towards higher-end products as well as higher raw material prices that we have been able to effectively pass through to our customers.

The following table summarizes the breakdown of revenues by categories in millions of US\$:

(in millions, except percentage)	Revenues					
	For the Years Ended December 31,					
	2012		2011		Change in Amount	Change in %
Amount	%	Amount	%			
Modified Polypropylene (PP)	284.3	47.4%	185.0	48.5%	99.3	53.7%
Engineering Plastics	124.5	20.8%	70.9	18.6%	53.6	75.6%
Modified Polyamide (PA)	48.9	8.1%	26.3	6.9%	22.6	85.9%
Alloy Plastics	37.8	6.3%	28.3	7.4%	9.5	33.6%
Environment Friendly Plastics	72.1	12.0%	32.6	8.5%	39.5	121.2%
Modified Acrylonitrile Butadiene Styrene (ABS)	24.7	4.1%	20.3	5.3%	4.4	21.7%
Sub-total	592.3	98.7%	363.4	95.2%	228.9	63.0%
After-sales service	7.5	1.3%	18.2	4.8%	(10.7)	(58.8)%
Total Revenues	599.8	100%	381.6	100%	218.2	57.2%

The following table summarizes the breakdown of metric tons (MT) by product mix:

(in MTs, except percentage)	Sales Volume					
	For the Years Ended December 31,					
	2012		2011		Change in MT	Change in %
MT	%	MT	%			
Modified Polypropylene (PP)	136,698	61.0%	99,051	65.5%	37,647	38.0%
Engineering Plastics	25,284	11.3%	14,885	9.8%	10,399	69.9%
Modified Polyamide (PA)	10,228	4.6%	6,167	4.1%	4,061	65.9%
Alloy Plastics	10,753	4.8%	9,427	6.2%	1,326	14.1%
Environment Friendly Plastics	31,784	14.2%	14,368	9.5%	17,416	121.2%
Modified Acrylonitrile Butadiene Styrene (ABS)	9,235	4.1%	7,373	4.9%	1,862	25.3%
Total sales volume	223,982	100%	151,271	100%	72,711	48.1%

The Company has continued its shift of product mix to higher-end product categories such as Environmental Friendly Plastics and Polyamide (PA) as well as enhance gross margin of other product categories, including Modified Polypropylene (PP), Engineering Plastics, Alloy Plastics, and Modified Acrylonitrile Butadiene Styrene (ABS) by focusing on applications used in higher-end car models, primarily due to (i) the increasing demand of advanced modified plastics in luxury automobile models in China, (ii) the stronger demand promoted by Chinese government for clean energy vehicles and (iii) stronger sales of higher-end cars made by automotive manufacturers from China and Germany, US and Japan joint ventures, which tend to use more and higher-end modified plastics in quantity per vehicle in China.

Gross Profit and Gross Margin

(in millions, except percentage)	For the Years Ended December 31,				Change		
	2012		2011		Amount	%	
Gross Profit	\$	143.8	\$	95.8	\$	48.0	50.1%
Gross Margin		24.0%		25.1%			(1.1)%

Gross profit was US\$143.8 million in 2012 compared to US\$95.8 million in 2011, representing an increase of 50.1%. Our gross margin decreased to 24.0% in 2012 from 25.1% in 2011 mainly due to the decrease of post-sales service revenue.

General and Administrative Expenses

(in millions, except percentage)	For the Years Ended December 31,		Change	
	2012	2011	Amount	%
General and Administrative Expenses	\$ 10.0	\$ 7.1	\$ 2.9	40.8%
<i>as a percentage of revenues</i>	1.7%	1.8%		(0.1)%

General and administrative ("G&A") expenses were US\$10.0 million in 2012 compared to US\$7.1 million in 2011, representing an increase of 40.8%, or US\$2.9 million. This increase is primarily due to increase of US\$1.9 million payroll resulting from raised average salary and increased headcount, and of US\$0.7 million share based compensation.

On a percentage basis, G&A expenses in 2012 decreased to 1.7% of revenues from 1.8% in 2011.

Research and Development Expenses

(in millions, except percentage)	For the Years Ended December 31,		Change	
	2012	2011	Amount	%
Research and Development Expenses	\$ 21.6	\$ 11.6	\$ 10.0	86.2%
<i>as a percentage of revenues</i>	3.6%	3.1%		0.5%

Research and development ("R&D") expenses were US\$21.6 million in 2012 compared with US\$11.6 million in 2011, an increase of US\$10.0 million, or 86.2%, reflecting increased research and development activities on new products primarily in consumption of raw materials for various experiments for automotive applications from automobile manufacturers as well as other non-automotive applications. As of December 31, 2012, the number of ongoing research and development projects was 194, an increase of 85 from 109 as of December 31, 2011, including 47 newly added during the fourth quarter ended December 31, 2012. The consumption of raw materials for these projects increased by 97% for the year ended December 31, 2012.

We expect to complete and realize economic benefits on approximately 30% of the projects in the near term. The remaining projects are expected to be carried out for a longer period. The majority of the projects are in the field of modified plastics in automotive applications and the rest are in advanced fields such as ships, airplanes, high-speed rail, medical devices, etc.

Operating Income

Total operating income was US\$111.9 million in 2012 compared to US\$76.8 million in 2011, representing an increase of 45.6% or US\$35.1 million. This increase is primarily due to higher gross profit, partially offset by higher G&A and R&D expenses.

Interest Income (Expenses)

(in millions, except percentage)	For the Years Ended December 31,		Change	
	2012	2011	Amount	%
Interest Income	\$ 4.6	\$ 0.7	\$ 3.9	557.1%
Interest Expenses	(4.6)	(1.8)	(2.8)	155.6%
Net Interest Expenses	\$ 0.0	\$ (1.1)	\$ 1.1	100%

Net interest expenses was US\$25,678 in 2012 compared to that of net interest expenses of US\$1.1 million in 2011, primarily due to US\$3.9 million increase in interest income generated from term deposits and restricted cash for the year ended December 31, 2012.

Foreign Currency Exchange Gains

(in millions, except percentage)	For the Years Ended December 31,		Change	
	2012	2011	Amount	%
Foreign currency exchange gains	\$ 0.6	\$ 0.8	\$ (0.2)	(25.0)%
<i>as a percentage of revenues</i>	0.1%	0.3%		(0.2)%

Foreign currency exchange gain was US\$0.6 million in 2012, compared to US\$0.8 million in 2011.

Change in Fair Value of Warrants Liabilities

(in millions, except percentage)	For the Years Ended December 31,		Change	
	2012	2011	Amount	%
Change in fair value of warrants liabilities	\$ 2.9	\$ 1.9	\$ 1.0	52.6%
<i>as a percentage of revenues</i>	0.5%	0.5%		0.0%

Change in fair value of warrants liabilities was a gain of US\$2.9 million in 2012, compared to a gain of US\$1.9 million in 2011, primarily due to the change of fair value of warrants driven by the fluctuation of stock prices in the respective periods. On a percentage basis, change in fair value of warrants liabilities in 2012 remained stable to 0.5% of revenues as compared to that in 2011.

Income Taxes

(in millions, except percentage)	For the Years Ended		Change	
	2012	2011	Amount	%
Income before Income Taxes	\$ 115.4	\$ 78.6	\$ 36.8	46.8%
Income Tax Expense	(29.5)	(18.1)	(11.4)	63.0%
<i>Effective income tax rate</i>	<i>25.6%</i>	<i>23.0%</i>		<i>2.6%</i>

The increase of the effective income tax rate for the year ended December 31, 2012 when compared to the same period in 2011 is primarily due to an internal reorganization, in which all assets and liabilities, business and employees of Harbin Xinda were transferred to Xinda Group. Harbin Xinda is being liquidated after the transfer. Harbin Xinda was an Advanced and New Technology Enterprise and was entitled to a preferential income tax rate of 15% in 2011. Xinda Group remains subject to income tax at 25% after the transfer.

The effective income tax rate of 25.6% for the year ended December 31, 2012 differs from the PRC statutory income tax rate of 25% primarily due to (i) the net operating loss of one of the Company's PRC subsidiaries, which is to be merged into another subsidiary in 2013. Pursuant to the PRC tax laws and regulations, its losses cannot be carried forward to the surviving entity, after the merger, (ii) subpart F income for controlled foreign operations and (iii) non-deductible entertainment expenses.

The effective income tax rate of 23.0% for the year ended December 31, 2011 differs from the PRC statutory income tax rate of 25% primarily due to (i) the preferential income tax rate of 15% entitled by Harbin Xinda, as an Advanced and New Technology Enterprise and (ii) the additional 50% bonus deduction against taxable income for the research and development expenses incurred by the Xinda Group Material Research.

Our PRC subsidiaries have US\$148.7 million of cash and cash equivalents, restricted cash and time deposits as of December 31, 2012, which is planned to be indefinitely reinvested in the PRC. The distributions from our PRC subsidiaries are subject to the U.S. federal income tax at 34%, less any applicable foreign tax credits. Due to our policy of indefinitely reinvesting our earnings in our PRC business, we have not provided for deferred income tax liabilities on undistributed earnings of our PRC subsidiaries.

Net Income

As a result of the above factors, we had a net income of US\$85.9 million in 2012 compared to net income of US\$60.5 million in 2011.

Selected Balance Sheet Data as of December 31, 2012 and 2011:

(in millions, except percentage)	Selected Balance Sheet Data			
	2012	2011	Change	
			Amount	%
Cash and cash equivalents	83.8	135.5	(51.7)	(38.2)%
Restricted cash	16.9	11.1	5.8	52.3%
Time deposits	48.0	-	48.0	-
Accounts receivable, net of allowance for doubtful accounts	143.8	45.2	98.6	218.1%
Inventories	78.3	45.0	33.3	74.0%
Property, plant and equipment, net	223.8	100.9	122.9	121.8%
Land use rights, net	10.5	4.1	6.4	156.1%
Total assets	611.6	360.6	251.0	69.6%
Short-term bank loans	162.1	31.5	130.6	414.6%
Bills payable	15.8	22.2	(6.4)	(28.8)%
Income tax payable	8.5	5.8	2.7	46.6%
Accrued expenses and other current liabilities	34.4	3.2	31.2	975.0%
Redeemable Series D convertible preferred stock	97.6	97.6	-	-
Stockholders' equity	264.4	173.9	90.5	52.0%

Our financial condition continues to improve as measured by an increase of 52.0% in shareholders' equity as of December 31, 2012 compared to December 31, 2011. Accounts receivable increased by 218.1% as a result of increase in revenues and increase in turnover days from 34 days in 2011 to 56 days in 2012. Short term loans increased by 414.6% to meet our needs to finance working capital and capital expenditures for future growth, and accrued expenses and other current liabilities increased by 975.0% primarily due to payables for purchase of property, plant and equipment.

LIQUIDITY AND CAPITAL RESOURCES

Historically, our primary uses of cash have been to finance working capital needs and capital expenditures for new production lines. We have financed these requirements primarily from cash generated from operations, short-term bank borrowings, and the issuance of our convertible preferred stocks and other equity financings. As of December 31, 2012 and 2011, we had US\$83.8 million and US\$135.5 million, respectively, in cash and cash equivalents, which were primarily deposited with banks in China (including Hong Kong). As of December 31, 2012, we had US\$162.1 million outstanding short-term bank loans, including US\$66.0 million unsecured loans, US\$72.2 million loans secured by accounts receivable, and US\$23.9 million loans secured by time deposits. These loans bear a weighted average interest rate of 6.1% per annum and have terms of no longer than one year and do not contain any renewal terms. We have historically been able to make repayments when due. In addition, we obtained a line of credit from below banks during 2012.

A summary of lines of credit for the year ended December 31, 2012 and the remaining line of credit as of December 31, 2012 is as below:

(in millions)	Year 2012			Remaining Available USD
	Name of Financial Institution	Lines of Credit, Obtained		
		Date of Approval	RMB	
Bank of Communication	January 17, 2012	100.0	16.1	0.0
Bank of Longjiang, Heilongjiang	March 30, 2012	150.0	24.1	0.0
Bank of China	June 26, 2012	150.0	24.1	0.2
HSBC	June 28, 2012	93.5	15.0	2.0
Guangdong Development Bank	August 28, 2012	30.0	4.8	0.0
Industrial and Commercial Bank of China	October 11, 2012	300.0	48.2	0.0
Agriculture Bank of China	December 7, 2012	200.0	32.1	16.1
China Construction Bank	December 19, 2012	175.0	28.1	20.1
Total		1,198.5	192.5	38.4

We have historically been able to make repayments when due. In addition, as of December 31, 2012, we have contractual obligations to pay (i) lease commitments in the amount of US\$1.6 million, including US\$0.7 million due in 2013; (ii) plant construction in the amount of US\$27.8 million; (iii) warehouse construction in the amount of US\$0.8 million; and (iv) equipment acquisition in the amount of US\$1.5 million, all of capital commitments are due in 2013.

We expect that we will be able to meet our needs to fund operations, capital expenditures and other commitments in the next 12 months primarily with our cash and cash equivalents, operating cash flows and bank borrowings.

We may, however, require additional cash resources due to changes in business conditions or other future developments. If these sources are insufficient to satisfy our cash requirements, we may seek to sell additional equity or debt securities or obtain a credit facility. The sale of additional equity or equity-linked securities could result in additional dilution to stockholders. The incurrence of indebtedness would result in increased debt service obligations and could result in operating and financial covenants that would restrict operations. Financing may not be available in amounts or on terms acceptable to us, or at all.

The following table sets forth a summary of our cash flows for the periods indicated.

(in millions US\$)	For the Years Ended December 31,	
	2012	2011
Net cash provided by (used in) operating activities	(31.5)	67.3
Net cash used in investing activities	(144.9)	(62.4)
Net cash provided by financing activities	123.9	105.6
Effect of foreign currency exchange rate changes on cash and cash equivalents	0.7	2.3
Net increase (decrease) in cash and cash equivalents	(51.7)	112.8
Cash and cash equivalents at the beginning of year	135.5	22.7
Cash and cash equivalents at the end of year	83.8	135.5

Operating Activities

Net cash used in operating activities was US\$31.5 million in 2012, as compared to US\$67.3 million provided by operating activities in 2011. This decrease of US\$98.8 million net cash in operating activities was primarily due to (i) increase of approximately US\$214.9 million in cash operating expenditures, including raw material purchases, rental and personnel costs, (ii) the increase of approximately US\$15.5 million income tax payment in 2012 resulting from increase in income before taxes and increase of income tax rate as a result of internal reorganization and (iii) the increase of interest expenses approximately US\$1.8 million as a result of increase of average loan balance. The increase of cash operating expenditures and income tax payment were partially offset by (i) the increase of approximately US\$130.7 million in cash collected from our customers in the twelve months ended December 31, 2012 resulting from increasing sales during the year and (ii) the increase of approximately US\$2.7 million in interest income.

Investing Activities

Net cash used in the investing activities was US\$144.9 million for the year ended December 31, 2012 as compared to US\$62.4 million for the same period of last year, mainly due to the increase of US\$35.0 million purchase and deposits for property, plant and equipment and land use rights in order to expand the production capacity, and of US\$47.5 million net time deposits purchase to earn interest income.

Financing Activities

Net cash provided by the financing activities was US\$123.9 million for in 2012, primarily as a result of \$243 million borrowings of short-term bank loans from local banks, which was offset by US\$114.3 million repayments of bank borrowings, as well as US\$4.8 million placement of restricted cash as collateral for bank borrowings for the year ended December 31, 2012.

Net cash provided by the financing activities was \$105.6 million in 2011, primarily as a result of \$100 million and \$30.6 million proceeds from issuance of Series D convertible preferred stock and bank loans, which were partially offset by our repayment of \$21.7 million bank loans and \$1.8 million interest free loan to a related party.

As of December 31, 2012, our cash and cash equivalents balance was US\$83.8 million, compared to US\$135.5 million at December 31, 2011.

Days Sales Outstanding (DSO) has increased from 34 days for the year ended December 31, 2011 to 56 days for the year ended December 31, 2012 as a result of overall China economic slowdown and its impact to our industry. It takes longer to collect from our customers. Our DSO is still below industry average. The average DSO for the automotive modified plastic industry is generally 90 days based on our industry experience. We anticipate our DSO to remain this level for the early next year.

Industry Standard Customer and Supplier Payment Terms (days) as below:

	Year ended December 31, 2012 and 2011
Customer Payment Term	Payment in advance/up to 90 days
Supplier Payment Term	Payment in advance/up to 30 days

Inventory turnover days increased from 44 days for the year ended December 31, 2011 to 49 days for the year ended December 31, 2012, due to inventory buildup in anticipation of increasing demand from our customers in the following quarters.

The Company is required to pay deposits to the suppliers in the range of 20% of total purchase contract amounts. The Company makes advanced orders of raw materials based upon (1) the demand and supply situation in the raw materials market, and (2) the forecasted demand of products. All of the raw materials relating to advances to suppliers as of December 31, 2012 have been subsequently received by the Company in January 2013.

Based on past performance and current expectations, we believe our cash and cash equivalents and cash generated from operations and short-term bank borrowings will satisfy our working capital needs, capital expenditures and other liquidity requirements associated with our operations for at least the next 12 months.

All of the Company's revenues and majority of its expenses were denominated in Renminbi ("RMB"), the currency of the PRC. There is no assurance that exchange rates between the RMB and the U.S. Dollar will remain stable. The Company does not engage in currency hedging. Inflation has not had a material impact on the Company's business.

COMMITMENTS AND CONTINGENCIES

Contractual Obligations

Our contractual obligations as of December 31, 2012 are as follows:

Contractual obligations	Total	Payment due			More than 5 years
		less than 1 year	2 – 3 years	4-5 years	
Lease commitments	1,577,821	691,608	886,213	-	-
Plant construction	27,759,958	27,759,958	-	-	-
Warehouse construction	791,753	791,753	-	-	-
Equipment acquisition	1,462,189	1,462,189	-	-	-
Total	31,591,721	30,705,508	886,213	-	-

On March 8, 2013, Xinda Holding (HK) Company Limited ("Xinda Holding (HK)") entered into an investment agreement for the establishment of a 300,000 Metric Tons Plastics New Material Production, R&D and Training Center (the "Investment Agreement") with the People's Government of Shunqing District, Nanchong City, Sichuan Province, pursuant to which, Xinda Holding (HK) will invest through its PRC affiliate or otherwise approximately RMB1.7 billion (equivalent to US\$270 million) in property, plant and equipment and approximately RMB0.6 billion (equivalent to US\$100 million) in working capital from 2013 to 2015.

Off-Balance Sheet Arrangements

Neither us, nor any of our subsidiaries has any off-balance sheet arrangements that have or are reasonably likely to have a current or future effect on their financial condition or results of operations.

ITEM 7A. QUANTITATIVE AND QUALITATIVE DISCLOSURES ABOUT MARKET RISK

Interest Rate Risk

We are exposed to interest rate risk primarily with respect to our short-term bank loans. Although the interest rates of our short-term bank loans, which are based on the prime rates set by People's Bank of China, are fixed during the terms of the loans, increase in interest rates will increase the cost of new borrowings and our interest expense.

A hypothetical 1.0% increase in the annual interest rate for all of our credit facilities under which we had outstanding borrowings as of December 31, 2012 would decrease income before income taxes by approximately \$1.62 million for the year ended December 31, 2012. Management monitors the banks' prime rates in conjunction with our cash requirements to determine the appropriate level of debt balances relative to other sources of funds. We have not entered into any hedging transactions in an effort to reduce our exposure to interest rate risk.

Foreign Currency Exchange Rates

All of our revenues are collected in and substantially all of our expenses are paid in RMB. We face foreign currency rate translation risks when our results are translated to U.S. dollars.

The RMB was relatively stable against the U.S. dollar at approximately 8.28 RMB to the \$1.00 U.S. dollar until July 21, 2005 when the Chinese currency regime was altered resulting in a 2.1% revaluation versus the U.S. dollar. From July 21, 2005 to June 30, 2010, the RMB exchange rate was no longer linked to the U.S. dollar but rather to a basket of currencies with a 0.3% margin of fluctuation resulting in further appreciation of the RMB against the U.S. dollar. Since June 30, 2009, the exchange rate had remained stable at 6.8307 RMB to 1.00 U.S. dollar until June 30, 2010 when the People's Bank of China allowed a further appreciation of the RMB by 0.43% to 6.798 RMB to 1.00 U.S. dollar. On December 31, 2012, the RMB traded at 6.2301 RMB to 1.00 U.S. dollar.

There remains international pressure on the Chinese government to adopt an even more flexible currency policy and the exchange rate of RMB is subject to changes in China's government policies which are, to a large extent, dependent on the economic and political development both internationally and locally and the demand and supply of RMB in the domestic market. There can be no assurance that such exchange rate will continue to remain stable in the future amongst the volatility of currencies, globalization and the unstable economies in recent years. Since (i) our revenues and net income of our PRC operating entities are denominated in RMB, and (ii) the payment of dividends, if any, will be in U.S. dollars, any decrease in the value of RMB against U.S. dollars would adversely affect the value of the shares and dividends payable to shareholders, in U.S. dollars.

ITEM 8 FINANCIAL STATEMENTS AND SUPPLEMENTARY DATA

The consolidated financial statements of the Company and its subsidiaries as of and for the years ended December 31, 2012 and 2011, including the notes thereto, together with the report of our independent registered public accounting firm, are presented beginning on page F-1 of this report and are incorporated into this Item 8.

CHANGES IN AND DISAGREEMENTS WITH ACCOUNTANTS ON ACCOUNTING AND FINANCIAL DISCLOSURE

ITEM 9.

None.

CONTROLS AND PROCEDURES

ITEM 9A.

(a) Evaluation of Disclosure Controls and Procedures

We maintain disclosure controls and procedures that are designed to provide reasonable assurance that information required to be disclosed in our reports under the Securities Exchange Act of 1934 is recorded, processed, summarized, and reported within the time period specified in the Securities and Exchange Commission's rules and forms and that such information is accumulated and communicated to our management, including our Chief Executive Officer and Chief Financial Officer, as appropriate, to allow timely decisions regarding required disclosure.

The Company's management has evaluated, under the supervision and with the participation of the Company's Chief Executive Officer and Chief Financial Officer, the effectiveness of the design and operations of the Company's disclosure controls and procedures (as defined in Securities Exchange Act Rule 13a-15(e)), as of the end of the period covered by this report. Based on that evaluation, the Company's Chief Executive Officer and Chief Financial Officer have concluded that our disclosure controls and procedures were not effective as of December 31, 2012, and as of the date that the evaluation of the effectiveness of our disclosure controls and procedures was completed, because of the material weakness in our internal control over financial reporting described below, our disclosure controls and procedures were not effective to satisfy the objectives for which they are intended.

Notwithstanding management's assessment that our internal control over financial reporting was ineffective as of December 31, 2012 due to the material weaknesses described below under Management's Report on Internal Control Over Financial Reporting, we believe that the consolidated financial statements included in this Annual Report on Form 10-K correctly present our financial condition, results of operations and cash flows for the fiscal years covered thereby in all material respects.

(b) Management's Annual Report on Internal Control over Financial Reporting

The Company's management is responsible for establishing and maintaining an adequate system of internal control over financial reporting. Internal control over financial reporting is a process designed to provide reasonable assurance regarding the reliability of financial reporting and the preparation of financial statements for external purposes in accordance with accounting principles generally accepted in the United States. A company's internal control over financial reporting includes those policies and procedures that (i) pertain to the maintenance of records that, in reasonable detail, accurately and fairly reflect the transactions and dispositions of the assets of the company; (ii) provide reasonable assurance that transactions are recorded as necessary to permit preparation of financial statements in accordance with generally accepted accounting principles, and that receipts and expenditures of the company are being made only in accordance with authorizations of management and directors of the company; and (iii) provide reasonable assurance regarding prevention or timely detection of unauthorized acquisition, use, or disposition of the company's assets that could have a material effect on the financial statements.

The Company's management, including the Company's principal executive officer and principal financial officer, assessed the effectiveness of the Company's internal control over financial reporting as of December 31, 2012. In making this assessment, the Company's management used the criteria set forth by the Committee of Sponsoring Organizations of the Treadway Commission (COSO) in Internal Control—Integrated Framework. Based on this assessment, management believes that, as of December 31, 2012, the Company's internal control over financial reporting was ineffective. This assessment identified two material weaknesses related to (i) inadequate controls over the preparation of U.S. GAAP financial statements and disclosures due to lack of personnel with sufficient understanding, experience and training in U.S. GAAP and compliance with the SEC reporting requirements and (ii) insufficient controls over cash disbursements and monitoring construction in progress. The Company will recruit qualified accounting personnel with sufficient understanding, experience and training in U.S. GAAP and continue engaging qualified entities to arrange training for financial and accounting personnel on a periodic basis so that they could have adequate knowledge about U.S. GAAP and the SEC reporting requirements.

Management's report is not subject to attestation by the Company's registered public accounting firm pursuant to rules of the SEC that permit the Company to provide only management's report.

(c) Changes in Internal Control over Financial Reporting

There were no changes in its internal controls over financial reporting in the fourth quarter of 2012 that would materially affect, or are reasonably likely to materially affect our internal control over financial reporting.

OTHER INFORMATION

ITEM 9B.

None.

PART III

DIRECTORS, EXECUTIVE OFFICERS AND CORPORATE GOVERNANCE

ITEM 10.

Directors and Executive Officers

The following table sets forth the names and ages of our current directors and executive officers, their age, their principal offices and positions and the date each such person became a director or executive officer. Executive officers are appointed at the discretion of the Board of Directors. Directors are elected annually by our stockholders at our annual meeting of stockholders. Each director holds his office until his successor is elected and qualified or his earlier resignation or removal.

Our current directors and executive officers are as follows:

Name	Age	Title	Date of Initial Appointment
Jie Han	47	Chief Executive Officer and Chairman of the Board of Directors	December 31, 2008
Taylor Zhang	34	Chief Financial Officer and Director	May 14, 2009
Qingwei Ma	38	Chief Operating Officer and Director	December 31, 2008
Lawrence W. Leighton (1)(2)(3)	78	Independent Director	May 14, 2009
Feng Li (1)(2)(3)	50	Independent Director	November 14, 2012
Linyuan Zhai (1)(2)(3)	63	Independent Director	May 14, 2009
Homer Sun (2)(4)	41	Independent Director	January 1, 2012
Jun Xu(4)	37	Independent Director	September 28, 2011
Junjie Ma	37	Chief Technology Officer	May 26, 2009

- (1) Serves as a member of the Audit Committee.
- (2) Serves as a member of the Compensation Committee.
- (3) Serves as a member of the Nominating Committee.
- (4) Series D Director nominee.

Jie Han. Mr. Han co-founded Harbin Xinda, the Company's wholly owned subsidiary, in 2004, and has been employed by Harbin Xinda and then Xinda Group since then. In January 2008, Mr. Han was appointed Chairman and Chief Executive Officer of Harbin Xinda. Prior to organizing Xinda High-Tech, which was founded in 2003, Mr. Han had been associated with the Harbin Xinda Nylon Factory, which he founded in 1985. With 27 years of experiences in the industry, Mr. Jie Han is an expert in the management and financial aspects of the manufacture and distribution of modified plastic products. Mr. Han currently serves as an executive director of China Plastic Processing Industry Association and is also a director of the Heilongjiang Industry and Commerce Association. In addition, Mr. Han serves as a deputy to the Heilongjiang Provincial People's Congress. Mr. Han received a business management degree from the Heilongjiang Provincial Party School.

Taylor Zhang. Mr. Zhang has over ten years of experience in finance and operation in a broad range of industries. From May 2008 to March 2009, Mr. Zhang served as Chief Financial Officer of Advanced Battery Technologies, Inc (NASDAQ: ABAT). From 2007 to 2008, he served as Executive Vice President of Finance of China Natural Gas, Inc. (NASDAQ: CHNG). From 2005 to 2007, Mr. Zhang worked as a research analyst in New York Private Equity. From 2000 to 2002, he was employed as Finance Manager by Datong Thermal Power Limited. He holds a MBA from University of Florida and a Bachelor's Degree in mechanical and electronic engineering from Beijing Technology and Business University.

Qingwei Ma. Mr. Ma was employed as the General Manager of Harbin Xinda since it was founded in 2004. In 2008, he was promoted to Chief Operating Officer and appointed to the Board of Directors. Prior to joining Harbin Xinda, Mr. Ma was employed for six years by Harbin Xinda Nylon Factory as Manager of Quality Assurance, then as Manager of Research and Development, and finally as Production Manager. In 1997, Mr. Ma was awarded a bachelor's degree by the Northern China Technology University, where he specialized in the chemical engineering of high polymers. Mr. Ma has 14 years of experiences in the industry. He also published two articles in China's key journals in the areas of modified plastic industry. In 2001, Mr. Ma was selected as "Harbin Quality Work Advanced Enterprise and Advanced Worker"; in 2004, he was awarded the Heilongjiang First Professional Manager Qualification Certificate. One of his inventions, "compound nano modified materials dedicated to the automobile bumper," won the "Science and Technology Progress Awards" issued by Harbin Municipality.

Junjie Ma. Mr. Ma graduated from Beijing University of Science and Technology, majored in Polymer materials and engineering. He was appointed acting Chief Technology Officer of China XD in 2009. From December 2008 to May 2009, Mr. Ma served as a member of our Board of Directors. He was a technician of Harbin Longjiang Electrical Plant from 1997 to 2004 and was a supervisor and manager of Harbin Xinda Macromolecule Material Inc. from 2004 to 2007. Since 2008, he was elected to be Head of Research Institute of Harbin Xinda Macromolecule Material Co., Ltd. Mr. Junjie Ma is a polymer materials engineer and has developed more than 120 plastic additives, modified plastics for automobiles and engineering plastics among which 50 products have been approved by auto enterprises. A number of products have been awarded as the National Torch Program projects, Spark Projects and Harbin City Important New Products project.

Lawrence W. Leighton. Mr. Leighton has had an extensive 45-year international investment banking career. Beginning at what became Lehman Brothers, he advised on financing for the Mexican Government and leading Mexican corporations. As Director of Strategic Planning for the consumer products company, Norton Simon Inc., he initiated and executed the acquisition of Avis Rent-a-car. Subsequently, he was a Limited Partner of Bear Stearns & Co., a Managing Director of the investment bank of Chase Manhattan Bank and then President and Chief Executive Officer of the U.S. investment bank of Credit Agricole, a major French Bank. Among his transactions have been advising Pernod Ricard, a major European beverage company, on its acquisitions in the United States; and advising Verizon, a U. S. telecom company, on its dispositions of certain European operations. Since 2005, Mr. Leighton has served as a managing director of Bentley Associates Investment Banking. Since 2008, Mr. Leighton has served as a member of the Board of Directors of China Natural Gas, Inc. Mr. Leighton received his Bachelor's Degree in engineering from Princeton University and a Master's Degree from Harvard Business School. He holds a commercial pilot's license with instrument rating.

Linyuan Zhai. Mr. Zhai, 63, worked for China FAW Group Corporation for 37 years and has abundant experience in terms of technology, production, and business management. He is one of the pioneers and outstanding contributors of FAW Group's success. Since 2000, Mr. Zhai has served as general manager of FAW Sihuan Products Co., Ltd., an automobile manufacturing company. From August 1998 to December 2000, Mr. Zhai was the manufacturing section chief at FAW Sihuan Head Office. From August 1992 to August 1998, Mr. Zhai was the factory manager at FAW Sihuan Auto WarmAir Blower Factory. In 2000, as deputy general manager, successfully led the initial public offering of Four Ring Company, a subsidiary of FAW Group, a leader in the vehicle manufacturing industry based in China. Mr. Zhai received his business management degree from Changchun University.

Homer Sun. Mr. Sun, 41, is a Managing Director of Morgan Stanley and leads Morgan Stanley Private Equity Asia's China Investments. Mr. Sun has been at Morgan Stanley since 1999 and serves on Morgan Stanley's China Management Committee, which is comprised of the Morgan Stanley's senior business leaders within China. Mr. Sun currently serves as a director on the boards of several Chinese companies, including Sihuan Pharmaceutical Group, China Shanshui Cement Group, China Flooring and Yongye International. From 2000 to 2006, Mr. Sun worked in Morgan Stanley's Investment Banking Division in the Mergers and Acquisitions Group in Hong Kong where he worked on a wide range of mergers and acquisitions in Greater China. Prior to joining Morgan Stanley, Mr. Sun practiced as a mergers and acquisitions lawyer with the law firm Simpson Thacher & Bartlett in New York and Hong Kong from 1996 to 2000. Mr. Sun received a B.S.E. in Chemical Engineering magna cum laude from the University of Michigan and a J.D. cum laude from the University of Michigan Law School.

Jun Xu. Mr. Xu, 37, is an Executive Director of Morgan Stanley. Mr. Xu joined Morgan Stanley Private Equity Asia in 2008 after spending six years in investment banking advising Chinese clients on financing transactions and cross-border mergers and acquisitions. Prior to joining Morgan Stanley in 2005, he was with Goldman Sachs in Hong Kong SAR from 2002 to 2005. Mr. Xu focuses on the group's private equity transactions in China. Mr. Xu received dual Bachelor Degrees in both international trade and computer science magna cum laude from Shanghai Jiaotong University and an M.B.A. with honours from the University of Michigan.

Feng Li. Mr. Li, age 50, is a deputy director at Plastics Processing R&D Center of Beijing Research Institute of the Chemical Industry, as well as a member of the Science and Technology Committee of Beijing Research Institute of the Chemical Industry. He has substantial experience in technology, production, and business management in the chemical industry. Under his leadership in various senior roles including Vice General Manager, Director, and Chief Engineer, responsible for project design, investment, management and finance, Mr. Li successfully launched and operated several joint ventures between Beijing Chemical Industry Research Institute (Group), a subsidiary of China Petroleum & Chemical Corp (Sinopec), the largest refiner in Asia, and Jiangnan Mould & Plastic Co. Ltd., Shenzhen Petrochemical and Plastics Co. Ltd., Suzhou Anli Chemical Co., Ltd., and others. Mr. Li is also on the committee of Venture Capital for Innovative Small-Medium size Enterprises under the Ministry of Science and Technology of the People's Republic of China. Mr. Li received a B.S. in polymer material from Nanjing Institute of Chemical Technology and a Master's Degree from Beijing University of Chemical Technology. Mr. Li also attended MBA program at China Sinopec Management Institute of Business Administration and studied as an exchange scholar at the University of Technology in Sydney, Australia.

Mr. Robert L. Brisotti served as a member of the Board of Directors and its Audit, Compensation and Nominating Committees from October 4, 2010 to October 4, 2012. On October 4, 2012, he resigned from the Board of Directors. There were no disagreements between Mr. Brisotti and the Company on any matter relating to the Company's operations, policies or practices.

Family Relationships

There are no family relationships between or among any of the executive officers or directors of the Company.

Board Leadership Structure

The Board of Directors believes that Jie Han's service as both Chairman of the Board of Directors and Chief Executive Officer is in the best interest of the Company and its stockholders. Mr. Han possesses detailed and in-depth knowledge of the issues, opportunities, and challenges facing the Company, and is thus best positioned to develop agendas that ensure that the time and attention of our Board of Directors are focused on the most critical matters. His combined role enables decisive leadership, ensures clear accountability, and enhances the Company's ability to communicate its message and strategy clearly and consistently to the Company's stockholders, employees and customers.

Each of the directors other than Jie Han, Taylor Zhang and Qingwei Ma is independent (see "Director Independence" below), and the Board of Directors believes that the independent directors provide effective oversight of management. The Board of Directors has not designated a lead director. Our independent directors call and plan their executive sessions collaboratively and, between Board of Directors meetings, communicate with management and one another directly. In the circumstances, the directors believe that formalizing a lead director functions in which they all participate might detract from rather than enhance performance of their responsibilities as directors.

Director Qualifications

We seek directors with established strong professional reputations and experience in areas relevant to the strategy and operations of our businesses. We also seek directors who possess the qualities of integrity and candor, who have strong analytical skills and who are willing to engage management and each other in a constructive and collaborative fashion, in addition to the ability and commitment to devote significant time and energy to service on the Board of Directors and its committees. We believe that all of our directors meet the foregoing qualifications.

The Nominating Committee and the Board of Directors believe that the leadership skills and other experiences of its Board of Directors members, as described below, provide the Company with a range of perspectives and judgment necessary to guide our strategies and monitor their execution.

Jie Han: Mr. Han is the founder of China XD and of our former affiliate, Harbin Xinda Nylon Factory. He has over 27 years of experience in the modified plastics industry. Mr. Han contributed to our Board of Directors strong leadership and vision for the development of our Company. Mr. Han also serves as an executive director of China Plastic Processing Industry Association and he is a member of Industry and Commercial Union Executive Committee of Heilongjiang Province. Mr. Han is a director of the Chinese Chamber of Commerce and People's Congress Representative of Harbin City. Mr. Han is an expert in all management and financial aspects of manufacture and distribution of modified plastic products.

Taylor Zhang: Mr. Zhang has over ten years of experience in finance and operations in a broad range of industries. He was the former Chief Financial Officer of Advanced Battery Technologies, Inc. (NASDAQ: ABAT) and has a MBA from University of Florida.

Qingwei Ma: Mr. Ma served as the Company's Chief Operating Officer since 2008. Mr. Ma has over 15 years of experience in the modified plastics industry. Prior to joining China XD, has was a member of the senior management team of Harbin Xinda Nylon Factory and was awarded the Heilongjiang First Professional Manager Qualification Certificate in 2004.

Lawrence W. Leighton: Mr. Leighton has over 46 years of experience as an investment banker and corporate executive advising both large and small corporations in both foreign countries and the United States.

Linyuan Zhai: Mr. Zhai contributes to our Board of Directors extensive experience in the areas of auto technology, production, and business management, which he accumulated while working for China FAW Group Corporation during his 38 years of employment.

Homer Sun: Mr. Sun contributes to our Board of Directors a broad range of transactional experience, both as a practicing lawyer and as a managing director at Morgan Stanley. Mr. Sun received a J.D. with honours from the University of Michigan Law School.

Jun Xu: Mr. Xu contributes to our Board of Directors extensive experience in cross-border M&A transactions and private equity transactions. Mr. Xu received an M.B.A. with honours from the University of Michigan.

Feng Li: Mr. Li contributed to our Board of Directors extensive experience in modified plastics industry and his connection with major automobile manufacturers in China. Mr. Li received a B.S. in polymer material from Nanjing Institute of Chemical Technology and a Master's Degree from Beijing University of Chemical Technology. Mr. Li also attended MBA program at China Sinopec Management Institute of Business Administration and studied as an exchange scholar at the University of Technology in Sydney, Australia.

Board of Directors Practices

Our business and affairs are managed under the direction of our Board of Directors. The primary responsibilities of our Board of Directors are to provide oversight, strategic guidance, counseling and direction to our management. It is our expectation that the Board of Directors will meet regularly on a quarterly basis and additionally as required.

Board of Directors' Role in Risk Oversight

The Board of Directors as a whole has responsibility for risk oversight, with reviews of certain areas being conducted by the relevant Board of Directors committees. These committees then provide reports to the full Board of Directors. The oversight responsibility of the Board of Directors and its committees is enabled by management reporting processes that are designed to provide visibility to the Board of Directors about the identification, assessment, and management of critical risks. These areas of focus include strategic, operational, financial and reporting, succession and compensation, compliance, and other risks. The Board of Directors and its committees oversee risks associated with their respective areas of responsibility, as summarized below.

Meetings of the Board of Directors

The Board of Directors held 5 meetings during 2012. No director attended fewer than 75% of the meetings of the Board of Directors which were held after the director was elected to the Board. No director attended less than 75% of any meeting of a committee of which the director was a member in fiscal year 2012.

Involvement in Certain Legal Proceedings

None of our directors and officers has been involved in any of the legal proceedings specified in Item 401(f) of Regulation S-K in the past 10 years.

Committees of the Board of Directors

Our Board of Directors has an Audit Committee, a Nominating Committee, and a Compensation Committee. Our Board of Directors has determined that Lawrence W. Leighton, Feng Li, Linyuan Zhai and Homer Sun, the members of these committees, are "independent" under the current independence standards of NASDAQ Marketplace Rule 4200(a)(15) and meet the criteria for independence set forth in Rule 10A-3(b)(1) under the U.S. Securities Exchange Act of 1934, as amended (the "Exchange Act"). Our Board of Directors has also determined that these persons have no material relationships with us — either directly or as a partner, stockholder or officer of any entity — which could be inconsistent with a finding of their independence as members of our Board of Directors.

Audit Committee

The Audit Committee was established on May 26, 2009. The Audit Committee operates under a written charter. The Audit Committee Charter can be found on our website at cdc.ipage.net and can be made available in print free of charge to any shareholder who requests it.

The Audit Committee's charter states that the responsibilities of the Audit Committee shall include, among other things:

- reviewing the Audit Committee's charter, annual report to stockholders and reports submitted to the SEC;
- appointing the Company's independent auditors, confirming and reviewing their independence, and approving their fees;
- reviewing the independent auditors' performance;
- discussing with the independent auditor and management the independent auditor's judgment about the quality, not just the acceptability, of the Company's accounting principles;
- following an audit, reviewing significant difficulties encountered during the audit; and
- reviewing significant disagreements among management and the independent auditors in the preparation of the Company's financial statements.

In addition, the Audit Committee reviews and approves all transactions with affiliates, related parties, directors and executive officers.

The Audit Committee held 6 meetings during 2012. The members of the Audit Committee during 2012 were Lawrence Leighton, Robert Brisotti, Feng Li and Linyuan Zhai. Mr. Robert Brisotti resigned from the Board, Audit Committee and Compensation Committee on October 4, 2012 and was replaced by Mr. Feng Li who resumed all vacancies from Mr. Brisotti's departure. Mr. Leighton served as the Chairman of the Audit Committee. Each of the above-listed Audit Committee members were or are considered "independent" under the current independence standards of NASDAQ Marketplace Rule 4200(a)(15) and meet the criteria for independence set forth in Rule 10A-3(b)(1) of the Securities Exchange Act of 1934, as amended, as determined by the Board of Directors.

Our Board of Directors has determined that we have at least one audit committee financial expert, as defined in the Exchange Act, serving on our Audit Committee. Lawrence Leighton is the "audit committee financial expert" and is an independent member of our Board of Directors.

AUDIT COMMITTEE REPORT

The Audit Committee has reviewed and discussed our consolidated financial statements for the fiscal year ended December 31, 2012, including significant accounting policies applied by the Company in its consolidated financial statements, as well as alternative treatments with management and the Company's independent registered public accounting firm. The Committee has discussed with the independent registered public accounting firm all matters required by the standards of the Public Company Accounting Oversight Board (the "PCAOB"), including those described in Statement on Auditing Standards No. 61, *Communication with Audit Committee*, as amended.

In addition, the Committee has received the letter from the independent registered public accounting firm required by the applicable PCAOB requirements concerning auditor independence, and the Committee has discussed with the independent registered public accounting firm their independence from the Company and its management. The Committee has also considered whether the independent registered public accounting firm's provision of non-audit services to the Company could affect the accountant's independence. The Committee has concluded that the independent registered public accounting firm is independent from the Company and its management. The Committee has discussed with the Company's independent registered public accounting firm the overall scope and plans for its audit.

Based on the Audit Committee's review of the matters noted above and its discussions with our independent registered public accounting firm and our management, the Audit Committee recommended to the Board of Directors that the financial statements be included in our Annual Report on Form 10-K for the fiscal year ended December 31, 2012.

Respectfully submitted by:

Lawrence Leighton (Chair)

Feng Li

Linyuan Zhai

Nominating Committee

The Nominating Committee was established on May 26, 2009. The purpose of the Nominating Committee is to assist the Board of Directors in identifying qualified individuals to become members of the Board of Directors, in making recommendations to the Board of Directors as to the independence of each director, in monitoring significant developments in the law and practice of corporate governance and of the duties and responsibilities of directors of public companies, and in leading the Board of Directors in any annual performance self-evaluation, including establishing criteria to be used in connection with such evaluation. The Nominating Committee held one meeting during 2012.

The members of the Nominating Committee during 2012 were Lawrence Leighton, Robert Brisotti, Feng Li and Linyuan Zhai. Mr. Zhai served as the Chairman of the Nominating Committee. Mr. Li joined the Nominating Committee in November 2012 following Mr. Brisotti's resignation from and his appointment to the Board of Directors. Each of the above-listed Nominating Committee members were or are considered "independent" under the current independence standards of NASDAQ Marketplace Rule 4200(a)(15) and meet the criteria for independence set forth in Rule 10A-3(b)(1) of the Securities Exchange Act of 1934, as amended, as determined by the Board of Directors.

The Nominating Committee operates under a written charter. The Nominating Committee Charter can be found on our website at www.chinaxd.net and can be made available in print free of charge to any shareholder who requests it.

On September 28, 2011 the Company filed a Certificate of Designation with the Secretary of State of the State of Nevada, which provides the holders of the Series D Preferred Stock with the right to elect up to two (2) directors to the Company's Board of Directors on the terms and conditions set forth therein. There have been no other changes to the procedures by which the stockholders of the Company may recommend nominees to the Board of Directors since the filing of the Company's Definitive Proxy Statement on November 19, 2009 for its Annual Meeting of Stockholders, which was held on December 1, 2009. The Nominating Committee will consider director candidates recommended by any reasonable source, including current Board of Directors members, stockholders, professional search firms or other persons. The directors will not evaluate candidates differently based on who has made the recommendation. The Board of Directors does not have a formal policy on Board of Directors candidate qualifications. The Board of Directors may consider those factors it deems appropriate in evaluating director nominees made either by the Board of Directors or stockholders, including judgment, skill, strength of character, experience with businesses and organizations comparable in size or scope to the Company, experience and skill relative to other Board of Directors members, and specialized knowledge or experience in business or financial matters as would make such nominee an asset to the Board of Directors and may, under certain circumstances, be required to be "independent," as such term is defined in the NASDAQ Marketplace Rules and applicable SEC regulations. Depending upon the current needs of the Board of Directors, certain factors may be weighed more or less heavily. In considering candidates for the Board of Directors, the directors evaluate the entirety of each candidate's credentials and do not have any specific minimum qualifications that must be met.

Security holders wishing to submit the name of a person as a potential nominee to the Board of Directors must send the name, address, and a brief (no more than 500 words) biographical description of such potential nominee to the Nominating Committee at the following address: Nominating Committee of the Board of Directors, c/o China XD Plastics Company Limited, 500 Fifth Ave Suite 4120, New York, NY 10110. Potential director nominees will be evaluated by personal interview, such interview to be conducted by one or more members of the Nominating Committee, and/or any other method the Nominating Committee deems appropriate, which may, but need not, include a questionnaire. The Nominating Committee may solicit or receive information concerning potential nominees from any source it deems appropriate. The Nominating Committee need not engage in an evaluation process unless (i) there is a vacancy on the Board of Directors, (ii) a director is not standing for re-election, or (iii) the Nominating Committee does not intend to recommend the nomination of a sitting director for re-election. A potential director nominee recommended by a security holder will not be evaluated any differently than any other potential nominee. Although it has not done so in the past, the Nominating Committee may retain search firms to assist in identifying suitable director candidates.

Compensation Committee

The Compensation Committee was established on May 26, 2009. The members of the Compensation Committee during 2012 were Lawrence Leighton, Robert Brisotti, Feng Li Homer Sun and Linyuan Zhai. Homer Sun was elected as a member of the Compensation Committee on January 1, 2012. Mr. Li served as the Chairman of the Compensation Committee since November 2012, when he joined the Board of Directors, after Mr. Brisotti's resignation in October 2012.

Each of these members were or are considered "independent" under the current independence standards of NASDAQ Marketplace Rule 4200(a)(15) and meet the criteria for independence set forth in Rule 10A-3(b)(1) of the Securities Exchange Act of 1934, as amended, as determined by the Board of Directors. The Compensation Committee operates under a written charter. The Compensation Committee Charter can be found on our website at www.chinaxd.net and can be made available in print free of charge to any shareholder who requests it.

The Compensation Committee discharges the Board of Directors' responsibilities relating to compensation of the Company's executive officers and administers our 2010 Stock Incentive Plan. The Committee has overall responsibility for approving and evaluating the executive officer compensation plans, policies and programs of the Company. The Compensation Committee held 1 meeting during 2012.

Code of Business Conduct

We have adopted a code of business conduct that applies to our directors, officers and employees. A written copy of the code can be found on our website at www.chinaxd.net and can be made available in print to any shareholder upon request at no charge by writing to our Secretary, c/o China XD Plastics Company Limited, 500 Fifth Ave Suite 4120, New York, NY 10110. Our code of business conduct is intended to be a codification of the business and ethical principles which guide us, and to deter wrongdoing, to promote honest and ethical conduct, to avoid conflicts of interest, and to foster full, fair, accurate, timely and understandable disclosures, compliance with applicable governmental laws, rules and regulations, the prompt internal reporting of violations and accountability for adherence to the code.

Executive Sessions

Under NASDAQ Marketplace Rule 5605(b)(2), our independent directors are required to hold regular executive sessions. The chairperson of the executive session will rotate at each session so that each non-management director shall have an opportunity to serve as chairperson. Interested parties may communicate directly with the presiding director of the executive session or with the non-management directors as a group, by directing such written communication to Mr. Lawrence Leighton at c/o China XD Plastics Company Limited, 500 Fifth Ave Suite 4120, New York, NY 10110.

Process for Sending Communications to the Board of Directors

The Board of Directors maintains a process for stockholders to communicate with the Board of Directors. Stockholders wishing to communicate with the Board of Directors or any individual director may send an email through our website at www.chinaxd.net or mail a communication addressed to the Secretary of the Company, c/o China XD Plastics Company Limited, 500 Fifth Ave Suite 4120, New York, NY 10110. Any such communication must state the number of shares of common stock beneficially owned by the stockholder making the communication. All of such communications will be forwarded to the full Board of Directors or to any individual director or directors to whom communication is directed unless the communication is clearly of a marketing nature or is inappropriate, in which case we have the authority to discard the communication or take appropriate legal action regarding the communication.

Section 16(a) Beneficial Ownership Reporting Compliance

Section 16(a) of the Securities Exchange Act of 1934, as amended (the "Exchange Act"), requires the executive officers and directors of the Company and every person who is directly or indirectly the beneficial owner of more than 10% of any class of security of the Company to file reports of ownership and changes in ownership with the Securities and Exchange Commission. Such persons also are required to furnish our company with copies of all Section 16(a) forms they file. Based solely on our review of copies of such forms received by us, we believe that during the fiscal year 2012, all of the executive officers and directors of the Company and every person who is directly or indirectly the beneficial owner of more than 10% of any class of security of the Company complied with the filing requirements of Section 16(a) of the Exchange Act.

ITEM 11. EXECUTIVE COMPENSATION

In 2012, pursuant to the Company's 2011 Executive Compensation Program which sets forth cash and stock compensation of the Company's executives and directors, including the Company's named executive officers, the executive officers are entitled to receive compensation as follows:

Compensation for Mr. Jie Han, the Company's Chief Executive Officer : For fiscal year 2012, Mr. Han is entitled to a base salary of \$486,962 (RMB 3,072,000). In addition, Mr. Han may receive a discretionary bonus as determined by the Compensation Committee of the Board of Directors at the end of the fiscal year.

Compensation for Mr. Taylor Zhang, the Company's Chief Financial Officer : For fiscal year 2012, Mr. Zhang is entitled to a base salary of \$180,000. On August 7, 2010, Mr. Zhang received options to purchase up to 100,000 shares of the Company's common stock at the exercise price of \$8.01 per shares and 14,000 non-vested shares under our 2009 Stock Option / Stock Issuance Plan. One-third of the stock options shall vest on the every anniversary of the grant date over a three-year period. The non-vested shares will vest on the third anniversary of the grant date. On August 7, 2012, Mr. Zhang received 28,000 non-vested shares under our 2009 Stock Option/Stock Issuance Plan. The restricted shares shall vest on the third anniversary of the grant date. In addition, Mr. Zhang may receive a discretionary bonus as determined by the Compensation Committee of the Board of Directors at the end of the fiscal year.

Compensation for Mr. Qingwei Ma, the Company's Chief Operating Officer : For fiscal year 2012, Mr. Ma is entitled to a base salary of \$244,749 (RMB1,544,000). On August 7, 2010, Mr. Ma was granted options to purchase up to 75,000 shares of the Company's common stock at the exercise price of \$8.01 per share and 12,000 nonvested shares under our 2009 Stock Option / Stock Issuance Plan. One-third of the stock options shall vest on the every anniversary of the grant date over a three-year period. The non-vested shares will vest on the third anniversary of the grant date. On August 7, 2012, Mr. Ma received 28,000 non-vested shares under our 2009 Stock Option/Stock Issuance Plan. The restricted shares shall vest on the third anniversary of the grant date. In addition, Mr. Ma may receive a discretionary bonus as determined by the Compensation Committee of the Board of Directors at the end of the fiscal year.

The following table is a summary of the compensation paid to our executive officers for the two years ended December 31, 2012 and 2011.

SUMMARY COMPENSATION TABLE

Name and Principal Position	Year	Salary (\$)	Bonus (\$)	Stock Awards (\$)	Option Awards (\$)	Non-Equity Incentive Plan Compensation (\$)	Change in Pension Value and Nonqualified Deferred Compensation Earnings (\$)	All Other Compensation (\$)	Total (\$)
Jie Han, CEO	2012	485,551	-	-	-	-	-	-	485,551
	2011	61,622	-	-	-	-	-	-	61,622
Qingwei Ma, COO	2012	204,887	-	42,792	56,045(1)	-	-	-	303,724
	2011	64,249	-	26,280	56,000	-	-	-	146,529
Taylor Zhang, CFO	2012	138,544	-	47,180	74,726(1)	-	-	-	260,450
	2011	129,436	-	30,660	74,667	-	-	-	234,763

(1) Stock and option awards represent the amount of stock compensation expense recognized in 2012 in accordance with FASB ASC 718.

The following is a summary of all options, unvested stock and equity incentive plans for our executive officers for the year ended December 31, 2012.

OUTSTANDING EQUITY AWARDS AT FISCAL YEAR-END

Name	Option Awards						
	Name of securities underlying unexercised options (#) exercisable	Number of securities underlying unexercised options (#) unexercisable	Equity incentive plan awards: Number of securities underlying unexercised unearned options (#)	Option exercise price (\$)	Option expiration date	Number of shares or units of stock that have not vested (#)	Grant date fair value of stock or units of stock that have not vested (\$)
Jie Han, CEO	0	-	-	-	-	-	-
Taylor Zhang, CFO	Common Stock	33,333	33,333	8.01	August/7/2013	42,000	215,460
Qingwei Ma, COO	Common Stock	25,000	33,333	8.01	August/7/2013	40,000	202,320
Junjie Ma, CTO	Common Stock	8,333	8,333	8.01	August/7/2013	30,000	149,580

2009 Stock Option / Stock Issuance Plan

On May 26, 2009, we adopted our 2009 Stock Option / Stock Issuance Plan, supplemented by "Stock Award Grant Supplemental Provisions" in August 2011 (the "Plan"), under which 7,800,000 shares of common stock are reserved for issuance. The Plan provides for the grant of the following types of incentive awards: (i) stock options and (ii) stock issuances. Each of these is referred to individually as an "Award." Those who are eligible for Awards under the Plan include employees, directors and independent contractors who provide services to the Company and/or its affiliates.

Number of Shares of Common Stock Available Under the Plan

The Board of Directors has reserved 7,800,000 shares of the common stock for issuance under the Plan. As of December 31, 2012, 2,401,285 stock awards and 445,500 stock options have been granted under the Plan. Currently, approximately 100 employees and directors are eligible to participate in the Plan.

If the Company declares a dividend or other distribution or engages in a recapitalization, stock split, reverse stock split, reorganization, merger, consolidation, split-up, spin-off, combination, repurchase, or exchange of shares or other securities of the Company, or other change in the corporate structure of the Company affecting the Company's common stock, the Board of Directors will adjust the number and class of shares that may be delivered under the Plan, the number, class, and price of shares covered by each outstanding Award, and the numerical per-person limits on Awards.

Shares of common stock subject to outstanding options shall be available for subsequent issuance under the Plan to the extent (1) the options expire or terminate for any reason prior to exercise in full or (2) the options are cancelled in accordance with the Plan. Unvested shares issued under the Plan and subsequently repurchased by the Company, at a price per share not greater than the option exercise or direct issue price paid per share, pursuant to the Company's repurchase rights under the Plan shall be added back to the number of shares of common stock reserved for issuance under the Plan and shall accordingly be available for reissuance through one or more subsequent option grants or direct stock issuances under the Plan.

Administration of the Plan

The Board of Directors administers the Plan. However, any or all administrative functions otherwise exercisable by the Board of Directors may be delegated to a committee of the Board of Directors (the "Committee"). Members of the Committee serve for such period of time as the Board of Directors may determine and shall be subject to removal by the Board of Directors at any time. The Board of Directors may also at any time terminate the functions of the Committee and reassume all powers and authority previously delegated to the Committee. Subject to the terms of the Plan, the Board of Directors has the sole discretion to select the employees, independent contractors, and directors who will receive Awards, determine the terms and conditions of Awards, and to interpret the provisions of the Plan and outstanding Awards.

Options

The Board of Directors is able to grant nonqualified stock options and incentive stock options under the Plan. The Board of Directors determines the number of shares subject to each option. Incentive options may only be granted to employees. The aggregate fair market value of the shares of common stock for which one or more options granted to any employee under the Plan may for the first time become exercisable as incentive options during one calendar year may not exceed \$100,000.

The Board of Directors determines the exercise price of options granted under the Plan, provided the exercise price (i) of incentive stock options must be at least equal to the fair market value of the common stock on the date of grant and (ii) of non-statutory stock options must be at least equal to 85% of the fair market value of the common stock on the date of grant. In addition, the exercise price of an incentive stock option granted to any participant who owns more than 10% of the total voting power of all classes of the Company's outstanding stock must be at least 110% of the fair market value of the common stock on the grant date.

The term of an option may not exceed ten years, except incentive stock options granted to an employee who is a 10% stockholder may not exceed five years.

Unless otherwise determined by the Board of Directors, after a termination of service with the Company, a participant will be able to exercise the vested portion of his or her option for (i) 90 days following his or her termination (or within such other period of time as may be specified by the Company, but in any event no later than the date of expiration of the option term) for reasons other than death, disability or misconduct, (ii) one year following his or her termination (or within such other period of time as may be specified by the Company, but in any event no later than the date of expiration of the option term) due to death or disability. Unless otherwise determined by the Board of Directors, if a participant ceases to be employed by the Company on the account of (i) termination by the Company for defined misconduct, any option held by the participant shall (A) terminate on the date on which the participant ceases to be employed by, or provide service to, the Company, or the date on which such option would otherwise expire, if earlier.

The administrator of the Plan shall have the discretion to grant options that are exercisable for unvested shares. Should the optionee's service cease while the shares issued upon the early exercise of the optionee's option are still unvested, the Company shall have the right to repurchase any or all of the unvested shares in accordance with the Plan.

Stock Issuance

The Board of Directors may transfer shares of Company stock to a Plan participant pursuant to a stock issuance, either through the immediate purchase of such shares or as a bonus for services rendered the Company. Stock issuances will vest in accordance with the terms and conditions established by the Board of Directors in its sole discretion. The Board of Directors will determine the number of shares granted pursuant to an Award of stock. Vesting conditions on stock issuances granted to non-officer employees may not be more restrictive than 20% per year vesting, with the initial vesting to occur no later than one year after the shares are issued.

The Board of Directors shall fix the purchase price per share of stock issuance. Shares issued to 10% stockholders must not have a purchase price per share less than 100% of the fair market value per share of common stock on the date of issuance. Shares issued to other Plan participants shall not be less than 85% of the fair market value per share of common stock on the date of issuance.

The participant shall have full stockholder rights with respect to any shares of common stock issued to the participant under the Plan, whether or not the participant's interest in those shares is vested. Accordingly, the participant shall have the right to vote such shares and to receive any regular cash dividends paid on such shares.

Should the participant cease to remain in service while holding one or more unvested shares issued under the Plan or should the performance objectives not be attained with respect to one or more such unvested shares, then the Company has the right to repurchase the unvested shares at the lower of (a) the purchase price paid per share or by the participants (b) the fair market value per share on the date participant's service ceased or the performance objective was not attained. The terms upon which such repurchase right shall be exercisable shall be established by the Board of Directors and set forth in the document evidencing such repurchase right.

The Board of Directors may in its discretion waive the surrender and cancellation of one or more unvested shares (or other assets attributable thereto) which would otherwise occur upon the non-completion of the vesting schedule applicable to those shares. Such waiver shall result in the immediate vesting of the participant's interest in the shares of common stock as to which the waiver applies. Such waiver may be effectuated at any time, whether before or after the Participant's service ceases or he or she attains the applicable performance objectives.

Transferability of Awards

Except as described below, Stock Option Awards granted under the Plan are generally not transferable, and all rights with respect to a Stock Option Award granted to a participant generally will be available during a participant's lifetime only to the participant. A participant may not transfer those rights except by will or by the laws of descent and distribution. Participant may transfer non-statutory stock options to family members, or one or more trusts or other entities for the benefit of or owned by family members or to a transferee's former spouse, consistent with applicable securities laws, provided that the participant receives no consideration for the transfer of an option and the transferred option shall continue to be subject to the same terms and conditions as were applicable to the option immediately before the transfer.

The Company has the right of first refusal with respect to any proposed disposition by an optionee or a participant of any shares of common stock issued under the Plan. Such right of first refusal shall be exercisable and lapse in accordance with the terms established by the Board of Directors and set forth in the document evidencing such right.

Change of Control

In the event of a change of control, each outstanding option which is at the time outstanding will automatically become fully vested and exercisable and be released from any restrictions on transfer and repurchase or forfeiture rights, and the restrictions and conditions on all outstanding stock issuances will lapse immediately prior to the specified effective date of such change of control, for all of the shares at the time represented by such option or stock issuance. An outstanding option shall not so fully vest and be exercisable and released from such limitations and a stock issuance will not be released from such restrictions and restrictions on stock issuances if and to the extent: (i) such option or stock issuance is, in connection with the change in control, either to be assumed by the successor corporation or parent thereof or to be replaced with a comparable option, stock appreciation right or stock issuance with respect to shares of the capital stock of the successor corporation or parent thereof, or (ii) such option or stock issuance is to be replaced with a cash incentive program of the successor corporation or parent thereof which preserves the compensation element of such option or stock issuance existing at the time of the change in control and provides for subsequent payout in accordance with the same vesting schedule applicable to such option or stock issuance. The determination of option or stock issuance comparability under clause (i) above shall be made by the Board of Directors.

Effective upon the consummation of the change of control, all outstanding options or stock issuances under the Plan will terminate and cease to remain outstanding, except to the extent assumed by the successor company or its parent.

Amendment and Termination of the Plan

The Board of Directors has the authority to amend, alter, suspend or terminate the Plan, except that shareholder approval will be required for any amendment to the Plan to the extent required by any applicable laws. No amendment, alteration, suspension or termination of the Plan will impair the rights of any participant, unless mutually agreed otherwise between the participant and the Board of Directors and which agreement must be in writing and signed by the participant and the Company. The Plan will terminate on May 26, 2019, unless the Board of Directors terminates it earlier or it is extended by the Company with the approval of the shareholders.

Although there may be adverse accounting consequences to doing so, options may be granted and shares may be issued under the Plan which are in each instance in excess of the number of shares of common stock then available for issuance under the Plan, provided any excess shares actually issued under those programs shall be held in escrow until there is obtained stockholder approval of an amendment sufficiently increasing the number of shares of common stock available for issuance under the Plan. If such stockholder approval is not obtained within twelve months after the date the first such excess grants or issuances are made, then (1) any unexercised options granted on the basis of such excess shares shall terminate and (2) the Company shall promptly refund to the optionees and the participants the exercise or purchase price paid for any excess shares issued under the Plan and held in escrow, together with interest (at the applicable Short Term Federal Rate) for the period the shares were held in escrow, and such shares shall thereupon be automatically cancelled.

Employment Agreements

All of our officers have entered into employment agreements with the Company.

On December 31, 2011, Jie Han and China XD's subsidiary, Xinda Group, entered into an employment agreement and an employment memorandum, pursuant to which Mr. Han receives a monthly salary of RMB 256,000 (approximately US\$40,580) and awards of shares of China XD's common stock and options to purchase shares of China XD's common stock, as determined by the Compensation Committee of the Board of Directors. Also, Mr. Han will receive an annual performance-based salary of RMB 3,072,000 (approximately US\$486,962), which amount is subject to the company's achievement of the corresponding year's performance goals. The calculation of the annual performance-based salary is based on a method set forth in Xinda Group's compensation management policy. The term of employment is five years beginning on January 1, 2012. The employer and employee may reach consent and terminate Mr. Han's employment with Xinda Group, and Xinda Group may have the right to unilaterally terminate Mr. Han's employment prior to the expiration of the employment term under certain circumstances, with a one-month prior notice. The employment agreement entered into between Mr. Han and Harbin Xinda on January 1, 2010 was terminated by a termination agreement executed by and among Mr. Han, Harbin Xinda and Xinda Group on December 31, 2011.

On December 31, 2011, Taylor Zhang and Xinda Group entered into an employment agreement and an employment memorandum, pursuant to which Mr. Zhang receives a monthly salary of US\$15,000 and awards of shares of China XD's common stock and options to purchase shares of China XD's common stock, as determined by the Compensation Committee of the Board of Directors. In addition, Mr. Zhang will receive an annual performance-based salary of US\$180,000 which amount is subject to the company's achievement of the corresponding year's performance goals. The calculation of the annual performance-based salary is based on a method set forth in Xinda Group's compensation management policy. The term of employment is five years beginning on January 1, 2012. The employer and employee may reach consent to terminate Mr. Zhang's employment with Xinda Group at any time and Xinda Group has the right to unilaterally terminate Mr. Zhang's employment prior to the expiration of the employment term under certain circumstances, with a one-month prior notice. The employment agreement entered into between Mr. Zhang and Favor Sea (US) Inc., a China XD's subsidiary, on May 1, 2009 was terminated by a termination agreement executed by and among Mr. Zhang, Favor Sea (US) Inc. and Xinda Group on December 31, 2011.

On December 31, 2011, Qingwei Ma and Xinda Group entered into an employment agreement and an employment memorandum, pursuant to which Mr. Ma receives a monthly salary of RMB 128,666 (approximately US\$20,395) and awards of shares of China XD's common stock and options to purchase shares of China XD's common stock, as determined by the Compensation Committee of the Board of Directors. Also, Mr. Ma will receive an annual performance-based salary of RMB 1,544,000 (approximately US\$244,749), which amount is subject to the company's achievement of the corresponding year's performance goals. The calculation of the annual performance-based salary is based on a method set forth in the Xinda Group's compensation management policy. The term of employment is five years beginning on January 1, 2012. The employer and employee may reach consent to terminate Mr. Ma's employment with Xinda Group at any time and Xinda Group has the right to unilaterally terminate Mr. Ma's employment prior to the expiration of the employment term under certain circumstances, with a one-month prior notice. That employment agreement entered into between Mr. Ma and Harbin Xinda on January 1, 2010 was terminated by a termination agreement executed by and among Mr. Ma, Harbin Xinda and Xinda Group on December 31, 2011.

On December 31, 2011, Junjie Ma and Xinda Group entered into an employment agreement and an employment memorandum pursuant to which Mr. Ma receives a monthly salary of RMB 64,000 (approximately US\$10,169) and awards of shares of China XD's common stock and options to purchase shares of China XD's common stock, as determined by the Compensation Committee of the Board of Directors. In addition, Mr. Ma will receive an annual performance-based salary of RMB 768,000 (approximately US\$122,023), which amount is subject to the company's achievement of the corresponding year's performance goals. The calculation of the annual performance-based salary is based on a method set forth in the Xinda Group's compensation management policy. The term of employment is five years beginning on January 1, 2012. The employer and employee may reach consent to terminate Mr. Ma's employment with Xinda Group at any time and Xinda Group has the right to unilaterally terminate Mr. Ma's employment prior to the expiration of the employment term under certain circumstances, with a one-month prior notice. That employment agreement entered into between Mr. Ma and Xinda Macromolecule Research Center on January 1, 2010 was terminated by a termination agreement executed by and among Mr. Ma, Xinda Macromolecule Research Center and Xinda Group on December 31, 2011.

Potential Payments Upon Termination or Change in Control

We may be required to make severance payments upon termination of employment pursuant to the laws of the PRC and other applicable jurisdictions. Under the PRC Labor Contract Law, if an employment is terminated prior to the expiration of the employment term, unless the termination resulted from such employee's certain fault, the employer shall pay a severance compensation for termination at an amount that is usually the average monthly salary of the 12-month period prior to termination multiplied by the number of years for which the terminated employee worked at the Company, subject to certain adjustment and restrictions if such employee's base salary is sufficiently higher than that of the average in the municipal region. In addition, in the event that the employer terminates the employment in violation of the PRC Labor Contract Law, the applicable severance compensation for termination should be two times the aforementioned amount. Furthermore, certain non-compete payment obligation may also apply upon termination of an employment, which payment amount pursuant to the Company's standard non-compete agreement, if so entered into with the said employee, is one third the monthly base salary prior to the termination of such employee per month for 24 months following the termination.

Director Compensation

On December 30, 2009, our Board of Directors approved 2010 Executive Compensation Program which sets forth cash and stock compensation of the Company's executives and directors. Under the 2010 Executive Compensation Program, the Company's employee directors receive no additional compensation for their services to the Company as directors, including the Chairman of the Board of Directors. In addition, for fiscal year 2012, all non-employee directors who reside in China received an annual cash compensation of RMB 60,000 (approximately \$9,511) and Lawrence Leighton and Robert Brisotti, the non-employee directors who reside outside of China, received annual cash compensation of \$55,000 and \$47,978.49, respectively. In addition, each non-employee directors other than the two directors appointed by the Series D Preferred Stockholder is entitled to a stock award equal to a number of shares of the Company's common stock valued at \$50,000 for those who reside outside of China and RMB50,000 (approximately \$7,926) for Mr. Zhai who reside in China, based on the market value of the common stock at the time of the stock award and such stock award shall vest six months after the grant date. The Company did not issue this stock award during the year ended December 31, 2012 but accrued and recorded as share base compensation expense. The Company has repurchase rights on the unvested shares of the stock award.

The following is a summary of the compensation paid to our non-employee directors for the year ended December 31, 2012. Our employee directors do not receive compensation for their services to the Company as directors.

DIRECTOR COMPENSATION

Name	Fees earned or paid in cash (\$)	Stock awards (\$)	Option awards (\$)	Non-equity incentive plan compensation (\$)	Nonqualified deferred compensation earnings (\$)	All other compensation (\$)	Total (\$)
Lawrence Leighton	55,000	-	-	-	-	-	55,000
Feng Li	745	-	-	-	-	-	745
Linyuan Zhai	9,511	-	-	-	-	-	9,511
Robert Brisotti	47,978	-	-	-	-	-	47,978

Service Agreements

On November 14, 2010, the Company entered into a Service Agreement with Lawrence W. Leighton. Pursuant to the terms of the Service Agreement, the Company shall (i) pay Mr. Leighton a fee of \$5,000 per month (\$60,000 annually); and (ii) award to Mr. Leighton under the Company's 2009 Equity Incentive Plan and pursuant to the terms of a restricted stock award agreement \$50,000 in restricted shares of common stock of the Company on an annual basis (the "Stock"), which shall vest in accordance with the terms of the restricted stock award agreement. The Stock shall be valued at the average closing price for the ten trading days prior to November 4, 2010, the date of the execution of the Service Agreement, and prior to each anniversary thereof. The Stock shall vest after six months of each year subject to Mr. Leighton's continued directorship with the Company, pursuant to such vesting schedule set forth in the restricted stock award agreement.

On November 14, 2010, the Company entered into a Service Agreement with Linyuan Zhai. Pursuant to the terms of the Service Agreement, the Company shall (i) pay Mr. Zhai a fee of RMB5,000 per month (RMB60,000 annually); and (ii) award to Mr. Zhai under the Company's 2009 Equity Incentive Plan and pursuant to the terms of a restricted stock award agreement RMB50,000 in restricted shares of common stock of the Company on an annual basis (the "Stock"), which shall vest in accordance with the terms of the restricted stock award agreement. The Stock shall be valued at the average closing price for the ten trading days prior to November 14, 2010, the date of the execution of the Service Agreement, and prior to each anniversary thereof. The Stock shall vest after twelve months of each year subject to Mr. Zhai's continued directorship with the Company, pursuant to such vesting schedule set forth in the restricted stock award agreement.

On November 14, 2012, the Company entered into a Service Agreement with Feng Li. Pursuant to the terms of the Service Agreement, the Company shall (i) pay Mr. Li a fee of RMB3,000 per month (RMB36,000 annually) for 18 months, and then RMB5,000 per month (RMB60,000 annually starting from May 14, 2014; and (ii) award to) award to Mr. Li under the Company's 2009 Equity Incentive Plan and pursuant to the terms of a restricted stock award agreement RMB50,000 in restricted shares of common stock of the Company on an annual basis (the "Stock"), which shall vest in accordance with the terms of the restricted stock award agreement. The Stock shall be valued at the average closing price for the ten trading days prior to May 14, 2014 the date of the execution of the Service Agreement, and prior to each anniversary thereof. The Stock shall vest after twelve months of each year subject to Mr. Li's continued directorship with the Company, pursuant to such vesting schedule set forth in the restricted stock award agreement.

ITEM 12. SECURITY OWNERSHIP OF CERTAIN BENEFICIAL OWNERS AND MANAGEMENT AND RELATED STOCKHOLDER MATTERS

The following table sets forth certain information, as of March 13, 2013, with respect to the beneficial ownership of the outstanding share capital of our Company by (i) any holder of more than five percent (5%) of any class of our voting securities; (ii) each of our executive officers and directors; and (iii) our directors and executive officers as a group. Except as otherwise indicated, each of the stockholders listed below has sole voting and investment power over the shares beneficially owned.

Name and Address	Title of Class	Amount and Nature of Beneficial Ownership (1)	Percent of Class (2)
Jie Han			
(address: c/o China XD Plastics Company Limited, 500 5th Avenue, Suite 4120, New York, New York 10110)	Series B Preferred Stock	1,000,000(3)	100.0%
Jie Han	Common Stock	32,510,131(3)	68.3%
Qingwei Ma			
(address: c/o China XD Plastics Company Limited, 500 5th Avenue, Suite 4120, New York, New York 10110)	Common Stock	40,000	*
Junjie Ma			
(address: c/o China XD Plastics Company Limited, 500 5th Avenue, Suite 4120, New York, New York 10110)	Common Stock	30,000	*
Taylor Zhang			
(address: c/o China XD Plastics Company Limited, 500 5th Avenue, Suite 4120, New York, New York 10110)	Common Stock	42,000	*
Lawrence W. Leighton			
(address: c/o China XD Plastics Company Limited, 500 5th Avenue, Suite 4120, New York, New York 10110)	Common Stock	30,511	*
Linyuan Zhai			
(address: c/o China XD Plastics Company Limited, 500 5th Avenue, Suite 4120, New York, New York 10110)	Common Stock	4,229	*
Feng Li			
(address: c/o China XD Plastics Company Limited, 500 5th Avenue, Suite 4120, New York, New York 10110)	Common Stock	-	*
XD. Engineering Plastics Company Limited			
(address: Palm Grove House, P.O. Box 438, Road Town, Tortola, British Virgin Islands)	Series B Preferred Stock	1,000,000(3)	100.0%
XD. Engineering Plastics Company Limited	Common Stock	24,382,598(3)	51.3%
MSPEA Modified Plastics Holding Limited			
(address: c/o Walkers Corporate Services Limited, Walker House, 87 Mary Street, George Town, Grand Cayman KY1-9005, Cayman Islands)	Series D Preferred Stock	16,000,000(4)	100.0%
Total Ownership of Common Stock by All Directors and Executive Officers as a Group		32,656,871	68.6%

* Less than 1%

- (1) The amount of beneficial ownership includes the number of shares of common stock and/or Series B Preferred Stock and/or Series D Preferred Stock, plus, in the case of each of the executive officer and directors and all officers and directors as a group, all shares issuable upon the exercise of the options held by them, which were exercisable as of March 13, 2013 or within 60 days thereafter. Pursuant to Rule 13d-3 under the Securities Exchange Act of 1934, as amended, and the rules promulgated by the SEC, every person who has or shares the power to vote or to dispose of shares of common stock are deemed to be the "beneficial owner" of all the shares of common stock over which any such sole or shared power exists.
- (2) Based upon 47,563,772 shares of Common Stock outstanding, 1,000,000 shares of Series B Preferred Stock outstanding and 16,000,000 shares of Series D Preferred Stock outstanding as of March 20, 2013.
- (3) Mr. Jie Han beneficially owns (i) 32,510,131 shares of Common Stock, representing 68.3% of our total outstanding Common Stock, which includes 8,127,533 shares of Common Stock directly held by Mr. Jie Han and 24,382,598 shares of Common Stock beneficially owned by Mr. Jie Han through his sole ownership of XD Engineering Plastics, and (ii) 1,000,000 shares of Series B Preferred Stock through his sole ownership of XD Engineering Plastics, representing 100% of our total outstanding Series B Preferred Stock.
- (4) Upon the closing of the transactions contemplated under the Securities Purchase Agreement, MSPEA Modified Plastics Holding Limited owns 16,000,000 shares of Series D Preferred Stock, representing 100% of our total outstanding Series D Preferred Stock.

Changes in Control

There were no arrangements, known to the Company, including any pledge by any person of securities of the Company the operation of which may at a subsequent date result in a change in control of the Company.

ITEM 13. CERTAIN RELATIONSHIPS AND RELATED TRANSACTIONS, AND DIRECTOR INDEPENDENCE

Related Party Transactions

Other than as described below, there have been no other transactions since January 1, 2011, or any currently proposed transaction, or series of similar transactions, to which the Company was or is to be a party, in which the amount involved exceeds \$120,000 and in which any current or former director or officer of the Company, any 5% or greater shareholder of the Company or any member of the immediate family of any such persons had, or will have, a direct or indirect material interest other than as disclosed below.

On September 20, 2011, Mr. Han pledged 16,000,000 shares of common stock of the Company registered in the name of XD Engineering Plastics to MSPEA Modified Plastics Holding Limited, a Cayman Islands company and an affiliate of Morgan Stanley.

During the years presented, the Company entered into related party transactions with (i) Xinda High-Tech, an entity controlled by the wife of Mr. Han, the chief executive officer and controlling stockholder of the Company, and Mr. Han's son, and (ii) Ms. Qiuyao Piao ("Ms. Piao"), who was the former owner of XD Engineering Plastics, the controlling stockholder of the Company.

The Company rents the following plant and office buildings in Harbin, Heilongjiang province from Xinda High-Tech and Mr. Han's son:

Premise Leased	Area (M2)	Annual Rental Fee (US\$)	Period of Lease
Xinda High-Tech:			
Plant and office building	23,894	317,033	Between May 1, 2009 and December 31, 2011
Plant and office building	23,644	317,033	Between January 1, 2012 and April 30, 2012
Plant and office building	20,250	649,902	Between May 1, 2012 and April 30, 2015
Office building	2,800	31,703	Between June 1, 2010 and December 31, 2011
Office building	500	9,511	Between January 1, 2011 and December 31, 2011
Office building	250	7,926	Between January 1, 2012 and December 31, 2013
Office building	3,394	107,601	Between May 1, 2012 and April 30, 2015
Mr. Han's son			
Office building	3,134	15,852	Between January 1, 2012 and December 31, 2012

Total rental expenses paid or payable to Xinda High-Tech and Mr. Han's son amounted to US\$634,457 and US\$349,721 during the years ended December 31, 2012 and 2011, respectively.

In 2010, Ms Piao, the former majority owner of XD Engineering Plastic advanced to the Company \$1,769,145 which represents a U.S. dollar denominated interest free loan provided by Ms. Piao to fund the Company's working capital. The advances were unsecured and did not have specific terms of repayment. This loan transaction was duly approved by our Audit Committee. The Company repaid US\$240,426 and US\$1,528,719 interest free loans on December 16 and December 19, 2011, respectively.

It is our policy that we will not enter into any related party transactions unless the Audit Committee or another independent body of the Board of Directors first reviews and approves such transaction over US\$120,000.

Director Independence

A majority of the directors serving on our Board of Directors must be independent directors under Rule 5605(b)(1) of the Marketplace Rules of The NASDAQ Stock Market ("NASDAQ"). The Board of Directors has a responsibility to make an affirmative determination whether a directors has a material relationships with the listed company through the application of Rule 5605(a)(2) of the Marketplace Rules of NASDAQ, which provides the definition of an independent director.

The Board of Directors has determined that each of the directors, except Jie Han, Taylor Zhang and Qingwei Ma, has no relationship that, in the opinion of the Board of Directors, would interfere with the exercise of independent judgment in carrying out the responsibilities of a director and is an "independent director" as defined in the Marketplace Rules of NASDAQ. In determining the independence of our directors, the Board of Directors has adopted independence standards that follow the criteria specified by applicable laws and regulations of the SEC and the Marketplace Rules of NASDAQ. In determining the independence of our directors, the Board of Directors considered all transactions in which the Company and any director had any interest, including those discussed under "Certain Relationships and Related Transactions" above.

Based on the application of the independence standards and the examination of all of the relevant facts and circumstances, the Board of Directors determined that none of the following directors had any material relationship with the Company and, thus, are independent under Rule 5605(a)(2) of the Marketplace Rules of NASDAQ: Lawrence W. Leighton, Feng Li, Linyuan Zhai, Homer Sun and Jun Xu. In accordance with the Marketplace Rules of NASDAQ, a majority of our Board of Directors is independent.

ITEM 14. PRINCIPAL ACCOUNTANT FEES AND SERVICES

Our independent accountants for the audits of our annual financial statements for our fiscal year ended December 31, 2012 and 2011 was KPMG. The following table shows the fees paid and to be paid by us to KPMG and Moore Stephens Hong Kong (the "MSHK"), our former independent accountants for the audit of our annual financial statements for our fiscal year ended December 31, 2010.

Audit Fees

Audit fees were for professional services rendered for the audit of our annual financial statements and the review of our quarterly financial statements. We paid or accrued expenses of \$940,511 and \$614,102 related to KPMG's audits of our annual financial statements and reviews of our quarterly financial statements for the fiscal years ended December 31, 2012 and 2011. We paid or accrued expenses of \$18,784 and \$104,180 for the fiscal years ended December 31, 2012 and 2011 related to MSHK.

Tax Fees

During the fiscal years ended December 31, 2012 and 2011, there were nil and US\$32,921 tax fees billed by KPMG, respectively for professional services rendered for tax compliance work and other tax-related services.

All Other Fees

Fees for all other services and related expenses not included above were US\$57,066 and nil, respectively, for the fiscal years ended December 31, 2012 and 2011, billed by KPMG for risk management advisory services.

Pre-Approval Policies and Procedures

The Audit Committee appoints the independent auditor each year and approves the audit, audit related and permissible non-audit services and fees proposed by the independent auditor. All services described under the caption services and fees of independent auditors were approved.

PART IV

EXHIBITS, FINANCIAL STATEMENT SCHEDULES

ITEM 15.

(a) The following are filed with this Annual Report:

(1) The financial statements listed on the Financial Statements Table of Contents.

(2) Not applicable.

(3) The exhibits referred to below, which include the following management contracts or compensatory plans or arrangements:

- 2009 Stock Option / Stock Issuance Plan
- Stock Award Grant Supplemental Provisions
- Service Agreement effective as of October 4, 2010 between China XD Plastics Company Limited and Robert Brisotti
- Service Agreement effective as of November 14, 2010 between China XD Plastics Company Limited and Linyuan Zhai
- Service Agreement effective as of November 14, 2010 between China XD Plastics Company Limited and Lawrence W. Leighton
- Employment Agreement dated December 31, 2011 between Heilongjiang Xinda Enterprise Group Co., Ltd and Jie Han
- Employment Memorandum dated December 31, 2011 between Heilongjiang Xinda Enterprise Group Co., Ltd and Jie Han
- Employment Agreement dated December 31, 2011 between Heilongjiang Xinda Enterprise Group Co., Ltd and Qingwei Ma
- Employment Memorandum dated December 31, 2011 between Heilongjiang Xinda Enterprise Group Co., Ltd and Qingwei Ma
- Employment Agreement dated December 31, 2011 between Heilongjiang Xinda Enterprise Group Co., Ltd and Taylor Zhang
- Employment Memorandum dated December 31, 2011 between Heilongjiang Xinda Enterprise Group Co., Ltd and Taylor Zhang
- Employment Agreement dated December 31, 2011 between Heilongjiang Xinda Enterprise Group Co., Ltd and Junjie Ma
- Employment Memorandum dated December 31, 2011 between Heilongjiang Xinda Enterprise Group Co., Ltd and Junjie Ma
- Service Agreement dated November 14, 2012 between China XD Plastics Company Limited and Feng Li

(b) The exhibits listed on the Exhibit Index are filed as part of this Annual Report.

(c) Not applicable.

EXHIBIT INDEX

Exhibit No.	Description of Exhibit	Incorporated by Reference Herein from the Following Filing
3.1	Articles of Incorporation	Filed as an exhibit to the Company's registration statement on Form SB-2, as filed with the Securities and Exchange Commission on May 12, 2006.
3.2	Amendment to Articles of Incorporation	Filed as Appendix I of Company's definitive information statement on Schedule 14C, as filed with the Securities and Exchange Commission on March 12, 2009.
3.3	Bylaws	Filed as an exhibit to the Company's registration statement on Form SB-2, as filed with the Securities and Exchange Commission on May 12, 2006.
3.4	Form of Second Amendment to Articles of Incorporation of the Company	Filed as an exhibit to the Company's current report on Form 8-K, as filed with the Securities and Exchange Commission on August 15, 2011.
3.5	Second Amended and Restated Bylaws	Filed as an exhibit to the Company's current report on Form 8-K, as filed with the Securities and Exchange Commission on November 8, 2011.
3.6	Forms of Certificates of Correction	Filed as an exhibit to the Company's current report on Form 8-K, as filed with the Securities and Exchange Commission on August 15, 2011.
4.1	Specimen Stock Certificate	Filed as an exhibit to the Company's registration statement on Form SB-2, as filed with the Securities and Exchange Commission on May 12, 2006.
4.2	Certificate of Designation of Series A Convertible Preferred Stock	Filed as an exhibit to the Company's definitive information statement on Schedule 14C, as filed with the Securities and Exchange Commission on March 12, 2009.
4.3	Certificate of Designation of Series B Preferred Stock	Filed as an exhibit to the Company's definitive information statement on Schedule 14C, as filed with the Securities and Exchange Commission on March 12, 2009.
4.4	Form of Certificate of Designations, Preferences and Rights of Series C Convertible Preferred Stock	Filed as an exhibit to the Company's current report on Form 8-K, as filed with the Securities and Exchange Commission on November 30, 2009.
4.5	Form of Series A Warrant to Purchase Common Stock	Filed as an exhibit to the Company's current report on Form 8-K, as filed with the Securities and Exchange Commission on November 30, 2009.
4.6	Form of Series B Warrant to Purchase Common Stock	Filed as an exhibit to the Company's current report on Form 8-K, as filed with the Securities and Exchange Commission on November 30, 2009.
4.7	Form of indenture with respect to senior debt securities, to be entered into between registrant and a trustee acceptable to the registrant, if any	Filed as an exhibit to the Company's registration statement on Form S-3, as amended, as filed with the Securities and Exchange Commission on June 10, 2010.
4.8	Form of indenture with respect to subordinated debt securities, to be entered into between registrant and a trustee acceptable to the registrant, if any	Filed as an exhibit to the Company's registration statement on Form S-3, as amended, as filed with the Securities and Exchange Commission on June 10, 2010.
4.9	Form of Common Stock Purchase Warrant	Filed as an exhibit to the Company's current report on Form 8-K, as filed with the Securities and Exchange Commission on October 6, 2010.
4.10	Registration Rights Agreement entered into by and between the Company and MSPEA Modified Plastics Holding Limited on August 15, 2011	Filed as an exhibit to the Company's current report on Form 8-K, as filed with the Securities and Exchange Commission on August 15, 2011.
4.11	Form of Certificate of Designation, Preferences and Rights of Series D Junior Convertible Preferred Stock	Filed as an exhibit to the Company's current report on Form 8-K, as filed with the Securities and Exchange Commission on August 15, 2011.
10.1	2009 Stock Option/Stock Issuance Plan	Filed as an appendix to the Company's definitive proxy statement on Schedule 14A, as filed with the Securities and Exchange Commission on November 11, 2009.
10.2	District Entry Agreement and Memorandum dated April 14, 2010 by and between Harbin Xinda Macromolecule Material Co., Ltd. and Harbin Economic and Technological Development Zone Administration	Filed as an exhibit to the Company's quarterly report on Form 10-Q, as filed with the Securities and Exchange Commission on August 9, 2010.
10.3	Letter Agreement, dated October 4, 2010, between China XD Plastics Company Limited and Rodman & Renshaw, LLC	Filed as an exhibit to the Company's current report on Form 8-K, as filed with the Securities and Exchange Commission on October 6, 2010.
10.4	Securities Purchase Agreement dated October 4, 2010, among China XD Plastics Company Limited and certain institutional investors	Filed as an exhibit to the Company's current report on Form 8-K, as filed with the Securities and Exchange Commission on October 6, 2010.
10.5	Amendment Agreement, dated as of September 30, 2010, to the Securities Purchase Agreement dated November 27, 2009 among China XD Plastics Company Limited and the purchasers named therein	Filed as an exhibit to the Company's current report on Form 8-K, as filed with the Securities and Exchange Commission on October 6, 2010.
10.6	Service Agreement effective as of October 4, 2010 between China XD Plastics Company Limited and Robert Brisotti	Filed as an exhibit to the Company's current report on Form 8-K, as filed with the Securities and Exchange Commission on October 7, 2010.

10.7	Service Agreement dated November 14, 2010 between China XD Plastics Company Limited and Linyuan Zhai *	Filed as an exhibit to the Company's current report on Form 10-K, as filed with the Securities and Exchange Commission on March 26, 2012.
10.8	Service Agreement dated November 14, 2010 between China XD Plastics Company Limited and Lawrence Leighton	Filed as an exhibit to the Company's current report on Form 10-K, as filed with the Securities and Exchange Commission on March 26, 2012.
10.9	Stock Award Grant Supplemental Provisions	Filed as an exhibit to the Company's current report on Form 10-K, as filed with the Securities and Exchange Commission on March 26, 2012.
10.10	Securities Purchase Agreement entered into by and between the Company, MSPEA Modified Plastics Holding Limited, XD. Engineering Plastics Company Limited, and Mr. Jie Han on August 15, 2011	Filed as an exhibit to the Company's current report on Form 8-K, as filed with the Securities and Exchange Commission on August 15, 2011.
10.11	Stockholders' Agreement entered into by and between MSPEA Modified Plastics Holding Limited, XD. Engineering Plastics Company Limited, and Mr. Jie Han on August 15, 2011	Filed as an exhibit to the Company's current report on Form 8-K, as filed with the Securities and Exchange Commission on August 15, 2011.
10.12	Form of Pledge Agreement by and between MSPEA Modified Plastics Holding Limited and XD. Engineering Plastics Company Limited	Filed as an exhibit to the Company's current report on Form 8-K, as filed with the Securities and Exchange Commission on August 15, 2011.
10.13	Form of Indemnification Agreement	Filed as an exhibit to the Company's current report on Form 8-K, as filed with the Securities and Exchange Commission on August 15, 2011.
10.14	Employment Agreement dated December 31, 2011 between Heilongjiang Xinda Enterprise Group Co. Ltd and Jie Han *	Filed as an exhibit to the Company's current report on Form 10-K, as filed with the Securities and Exchange Commission on March 26, 2012.
10.15	Employment Memorandum dated December 31, 2011 between Heilongjiang Xinda Enterprise Group Co. Ltd and Jie Han	Filed as an exhibit to the Company's current report on Form 10-K, as filed with the Securities and Exchange Commission on March 26, 2012.
10.16	Employment Agreement dated December 31, 2011 between Heilongjiang Xinda Enterprise Group Co. Ltd and Qingwei Ma *	Filed as an exhibit to the Company's current report on Form 10-K, as filed with the Securities and Exchange Commission on March 26, 2012.
10.17	Employment Memorandum dated December 31, 2011 between Heilongjiang Xinda Enterprise Group Co. Ltd and Qingwei Ma	Filed as an exhibit to the Company's current report on Form 10-K, as filed with the Securities and Exchange Commission on March 26, 2012.
10.18	Employment Agreement dated December 31, 2011 between Heilongjiang Xinda Enterprise Group Co. Ltd and Taylor Zhang *	Filed as an exhibit to the Company's current report on Form 10-K, as filed with the Securities and Exchange Commission on March 26, 2012.
10.19	Employment Memorandum dated December 31, 2011 between Heilongjiang Xinda Enterprise Group Co. Ltd and Taylor Zhang	Filed as an exhibit to the Company's current report on Form 10-K, as filed with the Securities and Exchange Commission on March 26, 2012.
10.20	Employment Agreement dated December 31, 2011 between Heilongjiang Xinda Enterprise Group Co. Ltd and Junjie Ma *	Filed as an exhibit to the Company's current report on Form 10-K, as filed with the Securities and Exchange Commission on March 26, 2012.
10.21	Employment Memorandum dated December 31, 2011 between Heilongjiang Xinda Enterprise Group Co. Ltd and Junjie Ma	Filed as an exhibit to the Company's current report on Form 10-K, as filed with the Securities and Exchange Commission on March 26, 2012.
10.22	Service Agreement dated November 14, 2012 between China XD Plastics Company Limited and Feng Li *	Filed herewith
14.1	Code of Business Conduct	Filed as an exhibit to the Company's current report on Form 10-K, as filed with the Securities and Exchange Commission on March 26, 2012.
16.1	Letter, dated December 31, 2008, from Robison, Hill & Co. to the Securities and Exchange Commission	Filed as an exhibit to the Company's current report on Form 8-K, as filed with the Securities and Exchange Commission on December 31, 2008, and incorporated herein by this reference.
16.2	Letter, dated November 4, 2009 from Bagell Josephs Levine & Company, LLC, to the Securities and Exchange Commission	Filed as an exhibit to the Company's current report on Form 8-K, as filed with the Securities and Exchange Commission on November 6, 2009.
16.3	Letter, dated August 15, 2011, from Moore Stephens Hong Kong, to the Securities and Exchange Commission	Filed as an exhibit to the Company's current report on Form 8-K, as filed with the Securities and Exchange Commission on August 15, 2011.
21.1	Subsidiaries of Registrant	Filed herewith
23.1	Consent of KPMG	Filed herewith
31.1	Certification of Principal Executive Officer Required Under Section 302 of Sarbanes-Oxley Act of 2002	Filed herewith
31.2	Certification of Principal Financial Officer Required Under Section 302 of Sarbanes-Oxley Act of 2002	Filed herewith
32.1	Certification of Principal Executive Officer and Principal Financial Officer Required Under Section 906 of Sarbanes-Oxley Act of 2002	Filed herewith
101.	Interactive Data Files	Filed herewith

* English translation

SIGNATURES

Pursuant to the requirements of Section 13 or 15(d) of the Securities Exchange Act of 1934, the Registrant has duly caused this report to be signed on its behalf by the undersigned, thereunto duly authorized.

Date: March 25, 2013

CHINA XD PLASTICS COMPANY LIMITED

By: /s/ Jie Han

Jie Han
Chief Executive Officer
(Principal Executive Officer)

By: /s/ Taylor Zhang

Taylor Zhang
Chief Financial Officer
(Principal Financial Officer)

Pursuant to the requirements of the Securities Exchange Act of 1934, this report has been signed below by the following persons on behalf of the Registrant and in the capacities and on the dates indicated:

Name	Title	Date
<u>/s/ Jie Han</u> Jie Han	Chairman and Chief Executive Officer (Principal Executive Officer)	March 25, 2013
<u>/s/ Taylor Zhang</u> Taylor Zhang	Chief Financial Officer (Principal Financial and Accounting Officer)	March 25, 2013
<u>/s/ Qingwei Ma</u> Qingwei Ma	Director	March 25, 2013
<u>/s/ Lawrence Leighton</u> Lawrence Leighton	Director	March 25, 2013
<u>/s/ Feng Li</u> Feng Li	Director	March 25, 2013
<u>/s/ Linyuan Zhai</u> Linyuan Zhai	Director	March 25, 2013
<u>/s/ Homer Sun</u> Homer Sun	Director	March 25, 2013
<u>/s/ Jun Xu</u> Jun Xu	Director	March 25, 2013

FINANCIAL STATEMENTS

Index to Consolidated Financial Statements

	Page
Report of Independent Registered Public Accounting Firm	F-2
Consolidated Financial Statements:	
Consolidated Balance Sheets as of December 31, 2012 and 2011	F-3
Consolidated Statements of Comprehensive Income for the Years Ended December 31, 2012 and 2011	F-4
Consolidated Statements of Changes in Equity for the Years Ended December 31, 2012 and 2011	F-5
Consolidated Statements of Cash Flows for the Years Ended December 31, 2012 and 2011	F-6
Notes to the Consolidated Financial Statements	F-8

Report of Independent Registered Public Accounting Firm

The Board of Directors and Stockholders
China XD Plastics Company Limited:

We have audited the accompanying consolidated balance sheets of China XD Plastics Company Limited and subsidiaries as of December 31, 2012 and 2011, and the related consolidated statements of comprehensive income, changes in equity, and cash flows for the years then ended. These consolidated financial statements are the responsibility of the Company's management. Our responsibility is to express an opinion on these consolidated financial statements based on our audits.

We conducted our audits in accordance with the standards of the Public Company Accounting Oversight Board (United States). Those standards require that we plan and perform the audit to obtain reasonable assurance about whether the financial statements are free of material misstatement. An audit includes examining, on a test basis, evidence supporting the amounts and disclosures in the financial statements. An audit also includes assessing the accounting principles used and significant estimates made by management, as well as evaluating the overall financial statement presentation. We believe that our audits provide a reasonable basis for our opinion.

In our opinion, the consolidated financial statements referred to above present fairly, in all material respects, the financial position of China XD Plastics Company Limited and subsidiaries as of December 31, 2012 and 2011, and the results of their operations and their cash flows for the years then ended, in conformity with U.S. generally accepted accounting principles.

/s/ KPMG

Hong Kong, China
March 25, 2013

CHINA XD PLASTICS COMPANY LIMITED AND SUBSIDIARIES
CONSOLIDATED BALANCE SHEETS

	December 31,	
	2012	2011
	US\$	US\$
ASSETS		
Current assets:		
Cash and cash equivalents	83,822,602	135,482,386
Restricted cash	16,915,359	11,128,106
Time deposits	47,955,923	-
Accounts receivable, net of allowance for doubtful accounts	143,843,764	45,232,013
Amounts due from a related party	219,360	78,912
Inventories	78,263,071	44,953,958
Prepaid expenses and other current assets	6,090,232	12,857,223
Total current assets	377,110,311	249,732,598
Property, plant and equipment, net	223,780,133	100,933,429
Land use rights, net	10,524,451	4,055,363
Deposits for purchase of land use rights and plant	-	5,608,765
Other non-current assets	169,414	264,662
Total assets	611,584,309	360,594,817
LIABILITIES, REDEEMABLE CONVERTIBLE PREFERRED STOCKS AND STOCKHOLDERS' EQUITY		
Current liabilities:		
Short-term bank loans	162,076,050	31,459,032
Bills payable	15,810,340	22,243,760
Accounts payable	7,061,259	398,043
Income taxes payable	8,511,679	5,814,988
Accrued expenses and other current liabilities	34,442,983	3,213,181
Total current liabilities	227,902,311	63,129,004
Deferred income tax liabilities	20,733,959	22,102,431
Warrants liability	1,008,750	3,862,927
Embedded derivative liability	-	610
Total liabilities	249,645,020	89,094,972
Redeemable Series C convertible preferred stock	-	1,829
Redeemable Series D convertible preferred stock	97,576,465	97,576,465
Stockholders' equity:		
Series B preferred stock	100	100
Common stock, US\$0.0001 par value, 500,000,000 shares authorized, 47,584,772 shares and 47,548,367 shares issued, 47,563,772 shares and 47,527,367 shares outstanding as of December 31, 2012 and 2011, respectively	4,758	4,754
Treasury stock, 21,000 shares at cost	(92,694)	(92,694)
Additional paid-in capital	72,583,910	71,190,659
Retained earnings	177,208,492	91,340,855
Accumulated other comprehensive income	14,658,258	11,477,877
Total stockholders' equity	264,362,824	173,921,551
Commitments and contingencies	-	-
Total liabilities, redeemable convertible preferred stocks and stockholders' equity	611,584,309	360,594,817

See accompanying notes to consolidated financial statements.

CHINA XD PLASTICS COMPANY LIMITED AND SUBSIDIARIES
CONSOLIDATED STATEMENTS OF COMPREHENSIVE INCOME

	Years Ended	
	December 31,	
	2012	2011
	US\$	US\$
Revenues	599,818,968	381,624,567
Cost of revenues	(456,011,715)	(285,801,786)
Gross profit	143,807,253	95,822,781
Selling expenses	(273,289)	(254,767)
General and administrative expenses	(10,069,273)	(7,066,480)
Research and development expenses	(21,586,074)	(11,640,243)
Total operating expenses	(31,928,636)	(18,961,490)
Operating income	111,878,617	76,861,291
Interest income	4,601,336	689,916
Interest expense	(4,627,014)	(1,810,566)
Foreign currency exchange gains	561,829	876,635
Government grant	114,385	154,742
Change in fair value of embedded derivative liability	610	295
Change in fair value of warrants liability	2,854,177	1,856,203
Total non-operating income, net	3,505,323	1,767,225
Income before income taxes	115,383,940	78,628,516
Income tax expense	(29,516,193)	(18,109,897)
Net income	85,867,747	60,518,619
Earnings per share of common stock:		
Basic	1.35	1.17
Diluted	1.35	1.16
Net Income	85,867,747	60,518,619
Other comprehensive income		
Foreign currency translation adjustment, net of nil income taxes	3,180,381	7,043,106
Comprehensive income	89,048,128	67,561,725

See accompanying notes to consolidated financial statements.

CHINA XD PLASTICS COMPANY LIMITED AND SUBSIDIARIES
CONSOLIDATED STATEMENTS OF CHANGES IN EQUITY

	<u>Series B Preferred Stock</u>		<u>Common Stock</u>		<u>Treasury Stock</u>	<u>Additional Paid-in Capital</u>	<u>Retained Earnings</u>	<u>Accumulated Other Comprehensive Income</u>	<u>Total Stockholders' Equity</u>
	<u>Number of Shares</u>	<u>Amount</u>	<u>Number of Shares</u>	<u>Amount</u>					
		US\$		US\$					
Balance at January 1, 2011	1,000,000	100	47,528,511	4,752	-	69,040,396	30,822,356	4,434,771	104,302,375
Net income	-	-	-	-	-	-	60,518,619	-	60,518,619
Other comprehensive income - Foreign currency translation adjustment, net of nil income taxes	-	-	-	-	-	-	-	7,043,106	7,043,106
Stock based compensation	-	-	-	-	-	649,265	-	-	649,265
Repurchase of common stock	-	-	(21,000)	-	(92,694)	-	-	-	(92,694)
Dividends to redeemable Series C convertible preferred stockholders	-	-	-	-	-	-	(120)	-	(120)
Stockholder contribution in connection with the issuance of redeemable Series D convertible preferred stocks	-	-	-	-	-	1,501,000	-	-	1,501,000
Issuance of common stock upon vesting of unvested shares	-	-	19,856	2	-	(2)	-	-	-
Balance as of December 31, 2011	1,000,000	100	47,527,367	4,754	(92,694)	71,190,659	91,340,855	11,477,877	173,921,551
Net income	-	-	-	-	-	-	85,867,747	-	85,867,747
Other comprehensive income - Foreign currency translation adjustment, net of nil income taxes	-	-	-	-	-	-	-	3,180,381	3,180,381
Stock based compensation	-	-	-	-	-	1,393,255	-	-	1,393,255
Dividends to redeemable Series C convertible preferred stockholders	-	-	-	-	-	-	(110)	-	(110)
Issuance of common stock upon vesting of unvested shares	-	-	36,405	4	-	(4)	-	-	-
Balance as of December 31, 2012	1,000,000	100	47,563,772	4,758	(92,694)	72,583,910	177,208,492	14,658,258	264,362,824

See accompanying notes to consolidated financial statements.

CHINA XD PLASTICS COMPANY LIMITED AND SUBSIDIARIES
CONSOLIDATED STATEMENTS OF CASH FLOWS

	Year Ended December 31,	
	2012	2011
	US\$	US\$
Cash flows from operating activities:		
Net income	85,867,747	60,518,619
<i>Adjustments to reconcile net income to net cash provided by (used in) operating activities:</i>		
Net provision for doubtful accounts	34,491	83,157
Depreciation and amortization	10,705,037	5,142,889
Stock-based compensation	1,393,255	649,265
Change in fair value of embedded derivative liability	(610)	(295)
Change in fair value of warrants liability	(2,854,177)	(1,856,203)
Foreign currency exchange gains, net	(561,829)	(876,635)
Gains on disposals of long-lived assets	-	(14,041)
Deferred income tax benefit	(1,574,995)	(465,163)
<i>Change in operating assets and liabilities:</i>		
Restricted cash	(827,585)	(10,838,283)
Accounts receivable	(97,157,176)	(14,501,996)
Amounts due from a related party	(137,904)	(3,180)
Inventories	(32,494,523)	(17,836,035)
Prepaid expenses and other current assets	6,830,122	20,760,504
Other non-current assets	96,741	(264,662)
Bills payable	(12,998,869)	21,664,114
Accounts payable	6,576,382	(338,624)
Income tax payable	2,604,368	5,596,303
Accrued expenses and other current liabilities	3,044,530	(136,011)
Net cash provided by (used in) operating activities	(31,454,995)	67,283,723
Cash flows from investing activities:		
Purchase of time deposits	(374,481,497)	-
Proceeds from maturity of time deposits	327,121,555	-
Purchases of and deposits for property, plant and equipment and land use rights	(97,492,169)	(62,489,867)
Proceeds from disposal of equipment	-	107,223
Net cash used in investing activities	(144,852,111)	(62,382,644)
Cash flows from financing activities:		
Proceeds from bank borrowings	243,045,097	30,639,246
Repayment of bank borrowings	(114,369,501)	(21,664,113)
Redemption of redeemable Series C convertible preferred stock	(1,829)	-
Repayment of an interest free loan provided by a related party	-	(1,769,145)
Dividends paid to Series C convertible preferred stockholders	(110)	(792,240)
Purchase of treasury stock	-	(92,694)
Proceeds from issuance of redeemable Series D convertible preferred stock	-	100,000,000
Payment of issuance cost of redeemable Series D convertible preferred stock	-	(722,535)
Placement of restricted cash as collateral for bank borrowings	(4,775,204)	-
Net cash provided by financing activities	123,898,453	105,598,519
Effect of foreign currency exchange rate changes on cash and cash equivalents	748,869	2,262,022
Net increase (decrease) in cash and cash equivalents	(51,659,784)	112,761,620
Cash and cash equivalents at beginning of year	135,482,386	22,720,766
Cash and cash equivalents at end of year	83,822,602	135,482,386

See accompanying notes to consolidated financial statements.

CHINA XD PLASTICS COMPANY LIMITED AND SUBSIDIARIES
CONSOLIDATED STATEMENTS OF CASH FLOWS (CONTINUED)

Supplemental disclosure of cash flow information:

Interest paid	3,618,679	1,830,365
Income taxes paid	28,486,820	12,978,757
Non-cash investing and financing activities:		
Accrual for purchase of equipment	36,450,344	2,199,951
Accrual of issuance cost of redeemable Series D convertible preferred stock	-	200,000
Stockholder contribution in connection with the issuance of redeemable Series D convertible preferred stock (see note 13)	-	1,501,000

See accompanying notes to consolidated financial statements.

Note 1 – Description of business and significant concentrations and risks

China XD Plastics Company Limited ("China XD") is a holding company that is incorporated in the U.S. State of Nevada. China XD and its subsidiaries (collectively referred to hereinafter as the "Company"), is primarily engaged in the research and development, production and sales of modified and engineering plastics products in the People's Republic of China ("PRC"). The plastics products are primarily used in the automotive manufacturing industry and consist of the following major products categories: modified polypropylene ("PP"), modified polyamide ("PA"), alloy plastics, engineering plastics, modified acrylonitrile butadiene styrene ("ABS") and environment friendly plastics.

The Company's operations are primarily conducted through its subsidiaries in the PRC. The Company's other subsidiaries in the US, the British Virgin Islands ("BVI"), and Hong Kong, do not have significant operations.

Sales concentration

The Company sells its products, substantially through approved distributors in PRC. The Company's sales are highly concentrated. Sales to six major distributors, which individually exceeded 10% of the Company's revenues, are as follows:

	Year Ended December 31,			
	2012		2011	
	US\$	%	US\$	%
Distributor A	196,067,306	33%	135,375,295	35%
Distributor B	88,477,788	15%	48,781,591	13%
Distributor C	85,442,289	14%	53,018,945	14%
Distributor D	73,946,710	12%	25,950,006	7%
Distributor E	64,815,728	11%	47,660,870	12%
Distributor F	61,607,202	10%	29,896,919	8%
Total	570,357,023	95%	340,683,626	89%

The Company expects revenues from these distributors to continue to represent a substantial portion of its revenue in the future. Any factors adversely affecting the automobile industry in the PRC or the business operations of these customers will have a material effect on the Company's business, financial position and results of operations.

Purchase concentration

The principal raw materials used for the Company's production of modified plastics products are plastic resins, such as polypropylene, ABS and nylon. The Company purchases substantially all of its raw materials through three distributors. Raw material purchases from these three suppliers, which individually exceeded 10% of the Company's total raw material purchases, accounted for approximately 98% and 98% of the Company's total raw material purchases for the years ended December 31, 2012 and 2011, respectively. Management believes that other suppliers could provide similar raw materials on comparable terms. A change in suppliers, however, could cause a delay in manufacturing and a possible loss of sales, which would adversely affect the Company's business, financial position and results of operations.

The Company has three production facilities, all of which are located in Harbin, Heilongjiang province of the PRC. The Company purchased equipment from an equipment distributor, which accounted for 99% and 99% of the Company's total equipment purchases for the years ended December 31, 2012 and 2011, respectively. A change of the supplier could cause a delay in manufacturing and a possible loss of sales, which could adversely affect the Company's business, financial position and results of operations. The majority owner of the equipment distributor is also the majority owner of a major raw material supplier that supplied approximately 22% and 26% of the Company's total raw material purchases for the years ended December 31, 2012 and 2011, respectively. In addition, the majority owner of the equipment distributor is also the majority owner of sales Distributor C presented above.

Cash concentration

Cash, cash equivalents, restricted cash and time deposits maintained at banks consist of the following:

	Year ended December 31,	
	2012	2011
	US\$	US\$
RMB denominated bank deposits with financial institutions in the PRC	140,788,222	137,503,064
U.S. dollar denominated bank deposits with a financial institution in the U.S.	18,391	36,280
U.S. dollar denominated bank deposits with financial institutions in the PRC	7,828,156	8,589,666
U.S. dollar denominated bank deposits with a financial institution in Hong Kong Special Administrative Region ("SAR")	11,287	478,832

The bank deposits with financial institutions in the PRC are uninsured by any government authority. To limit exposure to credit risk relating to bank deposits, the Company primarily places bank deposits with large financial institutions in the PRC with acceptable credit rating.

Note 2 – Summary of significant accounting policies

(a) Basis of Presentation

The accompanying consolidated financial statements have been prepared in accordance with accounting principles generally accepted in the United States of America ("U.S. GAAP").

(b) Consolidation

The accompanying consolidated financial statements include the financial statements of China XD and its wholly-owned subsidiaries. All significant intercompany transactions and balances have been eliminated upon consolidation.

(c) Use of Estimates

The preparation of consolidated financial statements in accordance with U.S. GAAP requires management to make estimates and assumptions that affect the reported amounts of assets and liabilities and disclosures of contingent assets and liabilities at the date of the consolidated financial statements and the reported amounts of revenues and expenses during the reporting period. Actual results could differ from those estimates. Significant items subject to such estimates and assumptions include the recoverability of the carrying amounts of property, plant and equipment, the realizability of inventories, the useful lives of property, plant and equipment, the collectibility of accounts receivable, the probability of the redemption of redeemable Series D convertible preferred stock, the fair values of financial instruments and stock-based compensation awards, and the accruals for tax uncertainties and other contingencies. The current economic environment has increased the degree of uncertainty inherent in those estimates and assumptions.

(d) Foreign Currency

The Company's reporting currency is the U.S. dollar (US\$). The functional currency of China XD Plastics and its subsidiaries in the United States, BVI and Hong Kong is the US\$. The functional currency of China XD' subsidiaries in the PRC is Renminbi (RMB).

Transactions denominated in currencies other than the functional currency are translated into the functional currency at the exchange rates prevailing at the date of the transaction. Monetary assets and liabilities denominated in foreign currencies are translated into the functional currency using the applicable exchange rates at the balance sheet date. The resulting exchange differences are recorded in foreign currency exchange gains in the consolidated statements of comprehensive income.

Assets and liabilities of subsidiaries with functional currencies other than US\$ are translated into US\$ using the exchange rate on the balance sheet date. Revenues and expenses are translated into US\$ at average rates prevailing during the reporting period. The differences resulting from such translation are recorded as a separate component of accumulated other comprehensive income within shareholders' equity.

Since the RMB is not a fully convertible currency, all foreign exchange transactions involving RMB must take place either through the People's Bank of China ("PBOC") or other institutions authorized to buy and sell foreign exchange.

(e) Cash and cash equivalents, time deposits and restricted cash

Cash and cash equivalents consist of cash on hand, cash in bank and interest-bearing certificates of deposit with an initial term of three months or less when purchased.

Time deposits, which all mature within one year as of the balance sheet date, represent certificates of deposit with an initial term of greater than three months when purchased. The effective interest rate per annum of time deposits as of December 31, 2012 was 3.1%.

Cash that is restricted as to withdrawal or usage is reported as restricted cash in the consolidated balance sheets and is not included as cash and cash equivalents in the consolidated statements of cash flows. Short-term bank deposits that are pledged as collateral for short-term bank borrowings are reported as restricted cash and amounted to US\$4,775,204 and nil as of December 31, 2012 and 2011, respectively. The cash flows from such bank deposits are reported within cash flows from financing activities in the consolidated statements of cash flows. Short-term bank deposits that are pledged as collateral for bills payable relating to purchase of raw materials are reported as restricted cash and amounted to US\$10,914,753 and US\$11,128,106 as of December 31, 2012 and 2011, respectively. Upon maturity and repayment of the bills payable, which is generally within 6 months, the cash becomes available for use by the Company. Short-term bank deposits that are pledged as collateral for letter of credit relating to purchase of raw materials are reported as restricted cash and amounted to US\$1,225,402 and nil as of December 31, 2012 and 2011, respectively. The cash will be available for use by the Company after 60 days since the issuance of the letter of credit. The cash flows from the pledged bank deposits relating to purchases of raw materials are reported within cash flows from operating activities in the consolidated statements of cash flows.

(f) Accounts Receivable

Accounts receivable are recorded at the invoiced amount and do not bear interest. The Company maintains an allowance for doubtful accounts for estimated losses resulting from the inability of its customers to make required payments. In establishing the required allowance, management considers historical losses, the amount of accounts receivables in dispute, the accounts receivables aging and the customers' payment patterns. Account balances are written off against the allowance after all means of collection have been exhausted and the potential for recovery is considered remote. The Company does not have any off-balance-sheet credit exposure related to its customers.

(g) Inventories

Inventories are stated at the lower of cost or market. Cost is determined using the weighted average cost method. Work-in-progress and finish goods comprise direct materials (including purchasing, receiving and inspection cost), direct labor and an allocation of related manufacturing overhead based on normal operating capacity.

(h) Long-lived Assets

Property, plant and equipment

Property, plant and equipment are initially recorded at cost. Depreciation is calculated on the straight-line method over the estimated useful lives of the assets. The estimated useful lives of property, plant and equipment are as follows:

	Estimated Useful Life
Workshops and buildings	39 years
Machinery, equipment and furniture	5-10 years
Motor vehicles	5 years

An appropriate allocation of depreciation expense of property, plant and equipment attributable to manufacturing activities is capitalized as part of the cost of inventory, and expensed in cost of revenues when the inventory is sold. Costs incurred in the construction of property, plant and equipment, including an allocation of interest expense incurred, are capitalized and transferred into their respective asset category when the assets are ready for their intended use, at which time depreciation commences. Ordinary maintenance and repairs are charged to expenses as incurred, while replacements and betterments are capitalized. When items are retired or otherwise disposed of, income is charged or credited for the difference between net book value of the item disposed and proceeds realized thereon. For the years ended December 31, 2012 and 2011, no interest expense was capitalized as a component of the cost of construction-in-progress as the amount was inconsequential.

Land Use Rights

A land use right in the PRC represents an exclusive right to occupy, use and develop a piece of land during the contractual term of the land use right. Land use right is usually paid in one lump sum at the date the right is granted. The prepayment usually covers the entire duration period of the land use right. The lump sum advance payment is capitalized and recorded as land use right and then charged to expense on a straight-line basis over the period of the right, which is normally 50 years.

Amortization expense of land use rights was US\$79,404 and US\$25,836 for the years ended December 31, 2012 and 2011, respectively, and is included in general and administrative expenses.

(i) Impairment of Long-Lived Assets

Long-lived assets, such as property, plant and equipment, and land use rights, are reviewed for impairment when events or changes in circumstances indicate that the carrying value of such assets may not be recoverable. Recoverability of a long-lived asset or asset group to be held and used is measured by a comparison of the carrying amount of an asset or asset group to the estimated undiscounted future cash flows expected to be generated by the asset or asset group. If the carrying value of an asset or asset group exceeds its estimated undiscounted future cash flows, an impairment charge is recognized by the amount that the carrying value exceeds the estimated fair value of the asset or asset group. Fair value is determined through various valuation techniques including discounted cash flow models, quoted market values and third party independent appraisals, as considered necessary. Assets to be disposed are reported at the lower of carrying amount or fair value less costs to sell, and are no longer depreciated.

No impairment of long-lived assets was recognized for any of the years presented.

(j) Derivative Financial Instruments

The Company recognizes all derivative instruments as either assets or liabilities at their respective fair values. Changes in the fair value of derivative instruments not designated for hedge accounting are recognized in earnings.

(k) Revenue Recognition

The Company sells its products primarily to approved distributors. Revenue is recognized when all of the following conditions are met: persuasive evidence of an arrangement exists, delivery of the products has occurred or services have been rendered, the price is fixed or determinable and collectibility is reasonably assured. These criteria as they relate to each of the following major revenue generating activities are described below.

Products sales

Acceptance of delivery of the products by the distributors is evidenced by goods receipt notes signed by the distributors' customers (or end users). The products are generally delivered to the distributors' customers (or end users) at the time of the distributors' acceptance. Delivery acceptance is evidenced by signed goods receipt notes. The Company has no remaining obligations after the distributors' acceptance of the products. According to the contracts or purchase orders between the Company and the distributors, the risks and rewards of ownership of the products is transferred to the distributor upon the signing of the goods receipt notes and the distributor has no rights to return the products (other than for defective products). For the years ended December 31, 2012 and 2011, there was no sales return from the customers.

The selling price, which is specified in the sales contracts or purchase orders, is fixed. Under the sales contract, upon the sale of the products to the distributors and the signing of the good receipts notes, the Company has the legal enforceable right to receive full payment of the sales amount. The distributors' obligation to pay the Company is not dependent on the distributors selling the products or collecting cash from their customers (or end users).

The Company's sales are net of value added tax ("VAT") and business tax collected on behalf of tax authorities in respect of product sales. VAT and business tax collected from customers, net of VAT paid for purchases, is recorded as a liability in the balance sheet until it is paid to the tax authorities.

Service revenue

The Company provides technical assistance and consultation services to manufacturing companies. Revenue from technical support is recognized as the services are performed, which is evidenced by signed customer acceptance forms on a monthly basis. Service revenue is recorded, net of business tax and surcharges, which is levied on the Company's service revenues generated in the PRC at the rate of 5.6%.

(l) Cost of revenues

Cost of revenues represents costs of raw materials (including purchasing, receiving and inspection costs), packaging materials, labor, utilities, depreciation and amortization of manufacturing facilities and warehouses, handling costs, outbound freight and inventory write-down. Depreciation and amortization of manufacturing facilities and warehouses attributable to manufacturing activities is capitalized as part of the cost of inventory, and expensed in costs of revenues when the inventory is sold.

(m) Selling, general and administrative expenses

Selling expenses represents primarily costs of payroll, benefits, commissions for sales representatives and advertising expenses. General and administrative expenses represents primarily payroll and benefits costs for administrative employees, rent and operating costs of office premises, depreciation and amortization, and other administrative expenses.

(n) Research and Development Expense

Research and development costs are expensed as incurred.

(o) Government Grants

Government grants are recognized when there is reasonable assurance that the Company will comply with the conditions attaching to them and the grants will be received. Government grants for the purpose of giving immediate financial support to the Company with no future related costs are recognized as other income in the Company's consolidated statements of comprehensive income. Government grants that compensate the acquisition cost of an asset are deducted from the carrying amount of the asset and effectively recognized in profit or loss over the useful life of the asset by way of reduced depreciation expense.

(p) Income Taxes

Income taxes are accounted for under the asset and liability method. Deferred income tax assets and liabilities are recognized for the future tax consequences attributable to differences between the financial statement carrying amounts of existing assets and liabilities and their respective tax bases and tax operating loss and tax credit carryforwards. Deferred income tax assets and liabilities are measured using enacted tax rates expected to apply to taxable income in the periods in which those temporary differences are expected to be recovered or settled. The effect of a change in tax rates or tax laws on deferred income tax assets and liabilities is recognized in the consolidated statements of comprehensive income in the period the change in tax rates or tax laws is enacted. A valuation allowance is provided to reduce the carrying amount of deferred income tax assets if it is considered more likely than not that some portion or all of the deferred income tax assets will not be realized.

The Company recognizes in the consolidated financial statements the impact of a tax position, if that position is more likely than not of being sustained upon examination, based on the technical merits of the position. Recognized income tax positions are measured at the largest amount that is greater than 50% likely of being realized. Changes in recognition or measurement are reflected in the period in which the change in judgment occurs. The Company has elected to classify interest and penalties related to unrecognized tax benefits, if and when required, as part of interest expense, and general and administration expenses, respectively in the consolidated statements of comprehensive income.

(q) Bills Payable

Bills payable represent bills issued by financial institutions to the Company's raw material suppliers. The Company's suppliers receive payments from the financial institutions upon maturity of the bills and the Company is obliged to repay the face value of the bills to the financial institutions.

(r) Employee Benefit Plans

Pursuant to relevant PRC regulations, the Company is required to make contributions to various defined contribution plans organized by municipal and provincial PRC governments. The contributions are made for each PRC employee at rate of approximately 40% on a standard salary base as determined by local social security bureau. Contributions to the defined contribution plans are charged to the consolidated statements of comprehensive income when the related service is provided. For the years ended December 31, 2012 and 2011, the costs of the Company's contributions to the defined contribution plans amounted to US\$623,251 and US\$327,398, respectively.

For the years ended December 31, 2012 and 2011, 60% of costs of employee benefits were recorded in general and administration expenses, with the remaining portion of costs of employee benefits in selling expenses, research and development expenses and cost of revenues each year.

The Company has no other obligation for the payment of employee benefits associated with these plans beyond the contributions described above.

(s) Stock Based Compensation

The Company measures the cost of employee services received in exchange for an award of equity instruments based on the grant-date fair value of the award and recognizes the cost over the period during which the employee is required to provide service in exchange for the award, which generally is the vesting period. The amount of cost recognized is adjusted to reflect the expected forfeiture prior to vesting. The Company recognizes compensation cost for an award with only service conditions that has a graded vesting schedule on a straight-line basis over the requisite service period for the entire award, provided that the cumulative amount of compensation cost recognized at any date at least equals the portion of the grant-date value of such award that is vested at that date.

(t) Commitments and Contingencies

In the normal course of business, the Company is subject to loss contingencies, such as legal proceedings and claims arising out of its business, that cover a wide range of matters, including, among others, government investigations, shareholder lawsuits, product and environmental liability, and non-income tax matters. An accrual for a loss contingency is recognized when it is probable that a liability has been incurred and the amount of loss can be reasonably estimated.

(u) Earnings Per Share

Basic earnings per share ("EPS") is computed by dividing net income attributable to common stockholders by the weighted average number of common stock outstanding during the year using the two-class method. Under the two-class method, net income attributable to common stockholders is allocated between common stock and other participating securities based on participating rights in undistributed earnings. Nonvested shares, redeemable Series C and Series D convertible preferred stock are participating securities since the holders of these securities participate in dividends on the same basis as common stockholders. Diluted EPS is calculated by dividing net income attributable to common stockholders as adjusted for the effect of dilutive common stock equivalent, if any, by the weighted average number of common stock and dilutive common stock equivalent outstanding during the year. Potential dilutive securities are not included in the calculation of diluted earnings per share if the impact is anti-dilutive.

(v) Segment reporting

The Company uses the management approach in determining reportable operating segments. The management approach consider the internal reporting used by the Company's chief operating decision maker for making operating decisions about the allocation of resources of the segment and the assessment of its performance in determining the Company's reportable operating segments. Management has determined that the Company has one operating segment, which is the modified plastics segment. All of the Company's operations and customers are located in the PRC. Consequently, no geographic information is presented.

(w) Fair Value Measurements

The Company utilizes valuation techniques that maximize the use of observable inputs and minimize the use of unobservable inputs to the extent possible. The Company determines fair value based on assumptions that market participants would use in pricing an asset or liability in the principal or most advantageous market. When considering market participant assumptions in fair value measurements, the following fair value hierarchy distinguishes between observable and unobservable inputs, which are categorized in one of the following levels:

- *Level 1 Inputs*: Unadjusted quoted prices in active markets for identical assets or liabilities accessible to the reporting entity at the measurement date.
- *Level 2 Inputs*: Other than quoted prices included in Level 1 inputs that are observable for the asset or liability, either directly or indirectly, for substantially the full term of the asset or liability.
- *Level 3 Inputs*: Unobservable inputs for the asset or liability used to measure fair value to the extent that observable inputs are not available, thereby allowing for situations in which there is little, if any, market activity for the asset or liability at measurement date.

The level in the fair value hierarchy within which a fair value measurement in its entirety falls is based on the lowest level input that is significant to the fair value measurement in its entirety.

In May 2011, the Financial Accounting Standards Board ("FASB") issued the Accounting Standards Update ("ASU") 2011-04, *Fair Value Measurement (Topic 820): Amendments to Achieve Common Fair Value Measurement and Disclosure Requirements in U.S. GAAP and IFRSs*. The new standard does not extend the use of fair value but, rather, provides guidance about how fair value should be applied where it is already required or permitted under International Financial Reporting Standards ("IFRS") or U.S. GAAP. For U.S. GAAP, most of the changes are clarifications of existing guidance or wording changes to align with IFRS. The ASU also requires additional disclosures for nonpublic entities to provide quantitative information about significant unobservable inputs used for all Level 3 measurements and a description of the valuation process used. The provisions of the ASU are effective for annual or interim reporting periods beginning after December 15, 2011. The Company adopted the provisions of the ASU in 2012. The adoption of ASU 2011-04 did not have a material effect on the Company's consolidated financial statements.

Except for the warrants liability and embedded derivative liability, which was measured at fair value on a recurring basis as of December 31, 2012 and 2011, the Company did not have any financial assets and liabilities or nonfinancial assets and liabilities that are measured and recognized at fair value on a recurring or nonrecurring basis as of December 31, 2012 and 2011. Management used the following methods and assumptions to estimate the fair values of financial instruments at the balance sheet dates:

- Short-term financial instruments, including cash and cash equivalents, restricted cash, time deposits, accounts receivable, amounts due from a related party, short-term bank loans, bills payable, accounts payable, and accrued expenses and other current liabilities – carrying amounts approximate fair values because of the short maturity of these instruments.
- Derivative liabilities, consisting of the warrants liability and the embedded derivative liability - fair values are determined using an option-pricing model which considers the following significant inputs: the Company's stock price, risk-free interest rate and expected volatility of the Company's stock price over the term of the derivative liabilities.

Note 3 – Accounts receivable

Accounts receivable consists of the following:

	December 31, 2012	December 31, 2011
	US\$	US\$
Accounts receivable	143,991,818	45,345,837
Allowance for doubtful accounts	(148,054)	(113,824)
Accounts receivable, net	143,843,764	45,232,013

As of December 31, 2012 and 2011, the accounts receivable balances also include notes receivable in the amount of US\$927,390 and US\$1,987,900, respectively. As of December 31, 2012 and 2011, US\$95,338,947 and nil of accounts receivable are pledged for the short-term bank loans respectively.

The movements of the allowance for doubtful accounts are as follows:

	Year ended December 31,	
	2012	2011
	US\$	US\$
Balance at the beginning of the year	(113,824)	(33,136)
Additions charged to bad debt expense	(34,491)	(83,842)
Reversal of bad debt allowance	-	685
Write off of accounts receivable	261	2,469
Balance at the end of the year	(148,054)	(113,824)

Note 4 - Inventories

Inventories consist of the following:

	Year ended December 31,	
	2012	2011
	US\$	US\$
Raw materials	70,672,300	37,645,204
Work in progress	110,964	164,144
Finished goods	7,479,807	7,144,610
Total inventories	78,263,071	44,953,958

There were no write down of inventories during the years ended December 31, 2012 and 2011.

Note 5 – Prepaid expenses and other current assets

Prepaid expenses and other current assets consist of the following:

	Year ended December 31,	
	2012	2011
	US\$	US\$
Advance to suppliers	4,355,607	12,522,985
Other	1,734,625	334,238
Total prepaid expenses and other current assets	6,090,232	12,857,223

The Company is required to pay deposits to suppliers for the principal raw materials ordered. The Company makes advanced orders of raw materials based upon (1) the demand and supply situation in the raw materials market and (2) the forecasted demand of products. All advances to suppliers as of December 31, 2012 are related to the purchase of raw materials, which were subsequently received by the Company in January 2013.

Other mainly includes interest receivable, other prepaid expenses and staff advances.

Note 6 - Property, plant and equipment, net

Property, plant and equipment consist of the following:

	Year ended December 31,	
	2012	2011
	US\$	US\$
Machinery, equipment and furniture	193,999,396	92,363,611
Motor vehicles	1,438,596	961,130
Workshops and buildings	40,357,145	17,762,660
Construction in progress	10,471,463	1,468,408
Total property, plant and equipment	246,266,600	112,555,809
Less: accumulated depreciation	(22,486,467)	(11,622,380)
Property, plant and equipment, net	223,780,133	100,933,429

Depreciation expense on property, plant and equipment was allocated to the following expense items:

	Year ended December 31,	
	2012	2011
	US\$	US\$
Cost of revenues	9,363,351	4,426,605
General and administrative expenses	232,576	326,439
Research and development expenses	1,029,706	364,009
Total depreciation expense	10,625,633	5,117,053

Note 7 – Deposits for land use rights and plant

On May 9, 2011, Harbin Xinda Macromolecule Material Co., Ltd. ("Harbin Xinda"), a subsidiary of China XD, entered into a purchase agreement with Harbin Shengtong Engineering Plastics Co. Ltd. ("Harbin Shengtong") as amended on June 1, 2011. The legal representative of Harbin Shengtong is a former employee of Harbin Xinda. Pursuant to the purchase agreement, Harbin Xinda will purchase from Harbin Shengtong land use rights and a plant consisting of five workshops and a building (the "Project"), in exchange for a total consideration of RMB435 million (approximately US\$67.3 million) in cash. Harbin Shengtong is responsible to complete the construction of the plant and workshops according to Harbin Xinda's specifications. Once the Project is fully completed and accepted by Harbin Xinda, Harbin Shengtong shall transfer titles of the Project to Harbin Xinda. During the year ended December 31, 2011, the Company paid Harbin Shengtong a cash deposit of RMB118.9 million (equivalent to US\$18.9 million). In December 2011, two workshops were completed and subsequently placed into service by the Company. Accordingly, the cost of these two workshops of approximately RMB59.5 million (equivalent to US\$9.5 million) was recorded in workshops and buildings as of December 31, 2011. The allocable cost of the land use right related to the two workshops of approximately RMB24.1 million (equivalent to US\$3.8 million) was recorded in land use rights in the Company's balance sheet as of December 31, 2011. In December 2012, the remaining three workshops were completed and placed into service by the Company. Accordingly, the cost of these three workshops of approximately RMB139.6 million (equivalent to US\$22.2 million) was recorded in workshops and buildings as of December 31, 2012. The allocable cost of the land use right related to the three workshops of approximately RMB40.5 million (equivalent to US\$6.5 million) was recorded in land use rights in the Company's balance sheet as of December 31, 2012. The Company has RMB144.8 million (equivalent to US\$23.2 million) of payable due to Harbin Shengtong which was recorded in accrued expenses and other current liabilities for the completed five workshops and allocable cost of the land use rights related to these workshops as of December 31, 2012. The titles of the five workshops and the related land use rights are expected to be transferred to the Company once the Project is completed in the second half of 2013.

Note 8 – Short-term bank loans

	Year ended December 31,	
	2012	2011
	US\$	US\$
Unsecured loans	65,970,048	-
Loans secured by accounts receivable	72,229,981	-
Loans secured by bank deposits	23,876,021	-
Loans secured by property, plant and equipment and land use rights	-	15,570,632
Loans secured by equipment of Xinda High-Tech and guaranteed by Mr. Han Jie ("Mr. Han"), the chief executive officer and controlling stockholder of the Company and his wife	-	15,888,400
Total short-term bank loans	162,076,050	31,459,032

As of December 31, 2012 and 2011, the Company's short-term bank loans bear a weighted average interest rate of 6.1% per annum. All short-term bank loans mature and expire at various times within one year and contain no renewal terms.

As of December 31, 2012, the Company has total lines of credit with remaining terms less than 12 months of RMB1,199 million (US\$192 million), of which RMB238 million (US\$38 million) was unused. These lines of credit are all from PRC banks in Harbin, Heilongjiang province and contain certain financial covenants such as total stockholders' equity, debt asset ratio, current ratio, contingent liability ratio and net profit. As of December 31, 2012, the Company has met these financial covenants.

Note 9 – Accrued expenses and other current liabilities

Accrued expenses and other current liabilities consist of the following:

	Year ended December 31,	
	2012	2011
	US\$	US\$
Payables for purchase of property, plant and equipment	30,029,901	2,199,951
Others	4,413,082	1,013,230
Total accrued expenses and other current liabilities	34,442,983	3,213,181

Others mainly represent accrual for professional service expenses, accrued payroll and employee benefits, accrued interest expenses, accrued utility charges, accrued freight, non income tax payables and other accrued miscellaneous operating expenses.

Note 10 – Related party transactions

During the years presented, the Company entered into related party transactions with (i) Xinda High-Tech, an entity controlled by the wife of Mr. Han, the chief executive officer and controlling stockholder of the Company, and Mr. Han's son, and (ii) Ms. Qiuyao Piao ("Ms. Piao"), who was the former owner of XD Engineering Plastics, the controlling stockholder of the Company. The significant related party transactions are summarized as follows:

The significant related party transactions are summarized as follows:

		Year Ended December 31,	
		2012	2011
		US\$	US\$
Costs and expenses resulting from transactions with related parties:			
Rental expenses for buildings and office spaces	(a)	634,457	349,721
Financing transactions with a related party:			
Repayment of an interest-free loan provided by a related party	(b)	-	1,769,145

The balance due from a related party is summarized as follows:

		Year Ended December 31,	
		2012	2011
		US\$	US\$
Amounts due from a related party:			
Prepaid rent expenses to Xinda High-Tech	(a)	219,360	78,912

(a) The Company rents the following plant and office buildings in Harbin, Heilongjiang province from Xinda High-Tech:

Premise Leased	Area (M2)	Annual Rental Fee (US\$)	Period of Lease
Plant and office building	23,894	317,033	Between May 1, 2009 and December 31, 2011
Plant and office building	23,644	317,033	Between January 1, 2012 and April 30, 2012
Plant and office building	20,250	649,902	Between May 1, 2012 and April 30, 2015
Office building	2,800	31,703	Between June 1, 2010 and December 31, 2011
Office building	500	9,511	Between January 1, 2011 and December 31, 2011
Office building	250	7,926	Between January 1, 2012 and December 31, 2013
Office building	3,394	107,601	Between May 1, 2012 and April 30, 2015

The Company also rents a facility of approximately 3,134 square meters in Harbin, Heilongjiang province from Mr. Han's son for an annual rental fee of RMB100,000 (approximately US\$15,852). The period of the lease is from January 1, 2012 to December 31, 2012.

Total rental expenses paid or payable to Xinda High-Tech and Mr. Han's son amounted to US\$634,457 and US\$349,721 during the years ended December 31, 2012 and 2011, respectively.

- (b) Represents a U.S. dollar denominated interest free loan provided by Ms. Piao to the Company for working capital purposes in 2010. The advances were unsecured and did not have specific terms of repayment. The Company repaid US\$240,426 and US\$1,528,719 interest free loans on December 16, 2011 and December 19, 2011, respectively.

Note 11 – Income Taxes

China XD and Favor Sea (US) Inc. ("Favor Sea (US)") (collectively referred to as the "U.S. Entities") are each subject to a tax rate of 34% and file separate U.S. federal income tax returns. No provision for U.S. federal income tax were made for the years ended December 31, 2012 and 2011 as the U.S. entities incurred losses.

Under the current laws of the British Virgin Island ("BVI"), Favor Sea Limited ("Favor Sea BVI"), a subsidiary of China XD, is not subject to tax on its income or capital gains.

No provision for Hong Kong Profits Tax was made for Hong Kong Engineering Plastics Company Limited ("HK Engineering Plastics"), as it did not have any assessable profits arising in or derived from Hong Kong for any of the periods presented.

The Company's PRC subsidiaries file separate income tax returns in the PRC. Effective from January 1, 2008, the PRC statutory income tax rate is 25% according to the Corporate Income Tax ("CIT") Law which was passed by the National People's Congress on March 16, 2007.

Under the CIT Law, entities that qualify as "Advanced and New Technology Enterprise" ("ANTE") are entitled to a preferential income tax rate of 15%. In 2008, Harbin Xinda qualified as an ANTE, which entitled it to the preferential income tax rate of 15% from January 1, 2008 to December 31, 2010. In 2011, Harbin Xinda renewed its ANTE qualification, which entitled it to the preferential income tax rate of 15% from January 1, 2011 to December 31, 2013. In December 2011, Xinda Group was established and is subject to income tax at 25%. In January 2012, as a result of an internal reorganization, all assets and liabilities, business and employees of Harbin Xinda were transferred to Xinda Group. Harbin Xinda is being liquidated after the transfer. Xinda Group remains subject to income tax at 25% after the transfer.

The CIT Law and its implementation rules impose a withholding income tax at 10%, unless reduced by a tax treaty or arrangement, on the amount of dividends distributed by a PRC-resident enterprise to its immediate holding company outside the PRC that are related to earnings accumulated beginning on January 1, 2008. Dividends relating to undistributed earnings generated prior to January 1, 2008 are exempt from such withholding income tax.

China XD' earnings from its PRC subsidiaries are subject to the U.S. federal income tax at 34%, less any applicable foreign tax credits. Due to its plan to indefinitely reinvest its earnings in the PRC, the Company has not provided for deferred income tax liabilities on undistributed earnings of US\$233,401,460 and US\$145,022,068 as of December 31, 2012 and 2011, respectively. It is not practicable to estimate the amounts of unrecognized deferred income tax liabilities thereof.

The components of income before income taxes are as follows:

	Year Ended December 31,	
	2012	2011
	US\$	US\$
U.S.	625,840	25,894
BVI	(4,208)	(4,698)
Hong Kong	(568,268)	(477,683)
PRC, excluding Hong Kong	115,330,576	79,085,003
Total income before income taxes	115,383,940	78,628,516

The Company's PRC income tax expense (benefit) recognized in the consolidated statements of comprehensive income consists of the following. Income tax expense (benefit) for other jurisdictions is nil:

	Year Ended December 31,	
	2012	2011
	US\$	US\$
Current income tax expense -PRC	31,091,188	18,575,060
Deferred income tax benefit -PRC	(1,574,995)	(465,163)
Total income tax expense	29,516,193	18,109,897

The effective income tax rate based on income tax expense and income before income taxes reported in the consolidated statements of comprehensive income differs from the PRC statutory income tax rate of 25% due to the following:

	Year Ended December 31,	
	2012	2011
	(in percentage to income before income taxes)	
PRC statutory income tax rate	25%	25%
Increase (decrease) in effective income tax rate resulting from:		
Tax rate differential on entities not subject to PRC income tax	0.2%	0.2%
Non-deductible expenses (non-taxable income):		
Change in fair value of warrants liability	(0.8)%	(0.8)%
Change in fair value of embedded derivative liability	(0.0)%	(0.0)%
Share-based compensation	0.4%	0.3%
Research and development bonus deduction	-	(1.0)%
Preferential tax rate	(0.0)%	(2.2)%
Change in valuation allowance	(0.4)%	0.4%
Others	1.2%	1.1%
Effective income tax rate	26.6%	23.0%

The principal components of the Company's deferred income tax assets and deferred income tax liabilities are as follows:

	December 31,	
	2012	2011
	US\$	US\$
Deferred income tax assets:		
Tax loss carryforwards	556,677	1,005,361
Less: valuation allowance	(556,677)	(1,005,361)
Deferred income tax assets, net	-	-
Deferred income tax liabilities:		
Net assets of Research Institute granted to Research Center	3,588,868	6,950,088
Property, plant and equipment	17,145,091	15,152,343
Total deferred income tax liabilities	20,733,959	22,102,431

The Research Institute was established with a registered capital of approximately US\$0.4 million in 2007. The Research Institute provided research and development services to the Company's ultimate customers. In December 2010, for tax purposes and because the Research Institute could not meet the Company's development needs, the Company dissolved the Research Institute and formed a new legal entity, Harbin Xinda Macromolecule Material Research Center Co., Ltd. (the "Research Center"). Based on applicable regulations promulgated by the local Civil Affairs Bureau, only the local government has the authority for the distribution of the assets of the Research Institute upon liquidation. Therefore, the Company dissolved the Research Institute by distributing the net assets of the Research Institute in the amount of US\$84.0 million to the local government. The difference between the net assets in the amount of US\$84.0 million and the amount of the initial registered capital of US\$0.4 million represents undistributed accumulated profit generated by the Research Institute from its inception date to its liquidation date. Simultaneously, the local government granted the net assets back to the Research Center, the newly established subsidiary of Harbin Xinda in December 2010. The Research Center was established with a registered capital of approximately US\$0.5 million funded by cash. A loss equal to the net assets of the Research Institute distributed to the local government was recognized in other expenses and a government grant for the receipts of the same assets back from the local government was recognized as other income in the consolidated statements of comprehensive income. Pursuant to the local tax regulations, the net assets granted to the Research Center are not subject to income tax to the extent the Research Center spends a total of US\$84.0 million in five years from the date of grant. The expenditures of US\$84.0 million will not be deductible for income tax purposes. As a result, the Company recognized a deferred income tax liability in the amount of US\$21.5 million in connection with the net assets granted to the Research Center as of December 31, 2010. To the extent that the Company has spent on research and development equipment during the five years from the date of grant, deferred income tax liabilities relating to the net assets of Research Institute granted to Research Center will be reclassified to deferred income tax liabilities relating to property, plant and equipment, and recognized in profit or loss over the useful life of the asset.

The decrease in the valuation allowance for the year ended 31 December 31, 2012 was US\$448,684. The increase in the valuation allowance for the year ended 31 December 31, 2011 was US\$290,010. As of December 31, 2012, for U.S. federal income tax purposes, the Company had tax loss carryforwards of US\$1,637,286, of which US\$268,588, US\$399,289, US\$848,498 and US\$120,911 would expire by 2029, 2030, 2031 and 2032, respectively, if unused. In view of the cumulative losses for the entities concerned, full valuation allowances were provided against their deferred income tax assets as of December 31, 2012 and 2011, which in the judgment of the management, are not more likely than not to be realized.

The tax returns of the U.S. Entities are subject to U.S. federal income tax examination by tax authorities for the years from 2010 to 2012. According to the PRC Tax Administration and Collection Law, the statute of limitations is three years if the underpayment of taxes is due to computational errors made by the taxpayer or the withholding agent. The statute of limitations is extended to five years under special circumstances where the underpayment of taxes is more than US\$15,000. In the case of transfer pricing issues, the statute of limitations is ten years. There is no statute of limitations in the case of tax evasion. The tax returns of the Company's PRC subsidiaries for the years from 2010 to 2012 are open to examination by the PRC tax authorities.

Note 12 – Common Stock

Pursuant to the amended Article of Incorporation dated March 12, 2009, the Company's authorized share capital is 550,000,000 shares, consisting of 500,000,000 shares of common stock (US\$0.0001 par value), and 50,000,000 shares of all classes of preferred stock (US\$0.0001 par value).

Treasury stock

On April 7, 2011, the Board of Directors approved a stock repurchase program that allows the Company to repurchase up to US\$10 million of its stock until May 31, 2012. On September 28, 2011, the Company purchased 21,000 shares of its common stock in the public stock market for a total consideration of US\$92,694.

Note 13 – Preferred Stock

Series B preferred stock

The Company issued 1,000,000 shares of Series B preferred stock to XD Engineering Plastics in December 2008. The Series B preferred stock is not convertible or redeemable. The holder of Series B preferred stock has 40% of the total voting power of the Company on a fully diluted basis. Holders of Series B preferred stock are not entitled to receive dividends. In the event of any liquidation, dissolution or winding up, whether voluntary or involuntary, the holders of issued and outstanding shares of Series B preferred stock shall be entitled to receive, prior and in preference to any distribution of any of the assets of the Company to the common stockholders and any other series of preferred stock ranking junior to the Series B preferred stock with respect to liquidation, US\$1.00 per share in cash. The holders of Series B preferred stock will not be entitled to any further participation in any distribution of assets by the Company.

Redeemable Series C convertible preferred stock

On December 1, 2009, the Company issued 15,188 shares of Series C convertible preferred stock to third party investors for a total consideration of US\$15.2 million or US\$1,000 per share. The Series C convertible preferred stock investors were also issued warrants to purchase 1,320,696 shares of the Company's common stock at an exercise price of US\$5.5 per share ("Series A investor warrants") and warrants to purchase a number of the Company's common stock subject to certain limitations, at an exercise price of US\$0.0001 per share ("Series B investor warrants"). The Company also issued warrants to purchase 117,261 shares of its common stock ("Series A placement agent warrants") and paid US\$0.7 million to a third party as a placement fee. Total issuance cost of Series C convertible preferred stock was US\$1.3 million.

The significant terms of Series C convertible preferred stock are as follows:

(i) Conversion

The holders of Series C preferred stock have the right to convert all or any portion of their holdings into common stock at a rate of 217.4:1, subject to stock splits, combinations, dividends or distributions, reclassification, exchange or substitution, reorganization, merger, consolidation or sales of assets as defined in the Certification of Designation.

As long as any stockholder beneficially owns any share of the Series C preferred stock, the Company will not, without the prior written consent of stockholders holding at least two-thirds of the Series C preferred stock, issue any shares of Series C preferred stock and any other securities. As long as Series A investor warrants, Series A placement agent warrants, or Series B investor warrants remain outstanding, the Company shall not issue or sell any rights, warrants or options to subscribe for or purchase common stock or directly or indirectly convertible into or exchangeable or exercisable for common stock at a conversion, exchange or exercise price which varies or may vary after issuance with the market price of the common stock, including by way of one or more reset(s) to any fixed price.

(ii) Voting

The holders of Series C preferred stock have voting rights separately as a class on matters affecting Series C preferred stock and certain corporate matters set forth in the Series C preferred stock Certificate of Designation, as long as any shares of Series C preferred stock remain outstanding.

(iii) Dividends

Each Series C preferred stock entitles the holders to a dividend of 6% of the original issuance price per annum. Dividends are payable quarterly. Series C preferred stock holders are entitled to convert any unpaid dividends into fully paid and nonassessable shares of common stock at the conversion price of US\$4.6 per share. Each Series C preferred stockholder can further participate in any dividends payable on ordinary shares, on a pro rata and as-if-converted basis. The Company accrued dividends of US\$110 and US\$120 on Series C preferred stock during the years ended December 31, 2012 and 2011, respectively.

(iv) Liquidation preference

In the event of the liquidation, the holders of the Series C preferred stock then outstanding shall be entitled to receive out of the assets of the Company available for distribution to its stockholders, an amount equal to US\$1,000 per share of Series C preferred stock, plus any accrued but unpaid dividends thereon, whether or not declared, together with any other dividends declared but unpaid thereon, as of the date of liquidation before any payment shall be made or any assets distributed to the holders of the common stock or any other junior stock. Thereafter, the Series C preferred stock holders shall be entitled, on a pari passu basis with the holders of the Company's common stock and as-if-converted, to participate in the distribution of any remaining assets of the Company. If upon the occurrence of liquidation, the assets thus distributed among the holders of the Series C preferred stock shall be insufficient to permit the payment to such holders of the full Series C preferred stock amount, then the entire assets of the Company legally available for distribution shall be distributed ratably among the holders of the Series C preferred stock.

(v) Redemption

If any shares of Series C preferred stock remain outstanding on December 1, 2012, the Company shall redeem in cash at the original issuance price for each outstanding share of Series C preferred stock.

(vi) Registration rights agreement

In connection with issuance of Series C preferred stock, the Company entered into a registration rights agreement (the "RRA") with the investors pursuant to which the Company agreed to file a registration statement (the "Registration Statement") with the U.S. Securities and Exchange Commission (the "SEC") to register the shares of common stock underlying the Series C preferred stock and related warrants, thirty (30) days after the closing of the financing. The Company agrees to use its best efforts to have the Registration Statement declared effective within 60 calendar days after filing, or 180 calendar days after filing in the event certain circumstances as defined in the RRA, occur and a Registration Statement is required to cover the additional securities. The Company's registration statement filed with the SEC in connection with the issuance of Series C preferred stock was declared effective on February 19, 2010.

The Company is required to keep the Registration Statement continuously effective under the Securities Act until such date of the earlier of the date when all of the securities covered by that Registration Statement have been sold or the date on which such securities may be sold without any restriction pursuant to Rule 144 (the "Financing Effectiveness Period"). The Company is obligated to pay liquidated damages of 2% of each holder's initial investment in the issuance of Series C preferred stock, payable in cash, if the Registration Statement is not filed or declared effective within the foregoing time periods or ceases to be effective prior to the expiration of the Financing Effectiveness Period. In the event the Company fails to make payments of liquidated damages in a timely manner, such payments shall bear interest at the rate of one and one-half percent (1.5%) per month (prorated for partial months) until paid in full.

The Company evaluated the contingent obligation related to the RRA liquidated damages in accordance with FASB ASC Subtopic 825-20, *Registration Payment Arrangements*, which requires the contingent obligation to make future payments or otherwise transfer consideration under a registration payment arrangement, whether issued as a separate agreement or included as a provision of a financial instrument or other agreement, to be separately treated in accordance with FASB ASC 450, *Contingencies*. The Company concluded that such obligation was not probable based on the best information and facts available as of December 31, 2011. Accordingly, no contingent obligation related to the RRA liquidated damages was recognized as of December 31, 2011. All of Series C preferred stock were converted or redeemed before December 31, 2012.

In accordance with the FASB ASC Subtopic 815, the Company recognized an embedded derivative liability related to the conversion feature of the Company's Series C preferred stock, since the economic characteristics and risks of the embedded conversion feature are not clearly and closely related to the economic characteristics and risks of the Series C preferred stock, which was considered more akin to a debt host. The embedded derivative liability was bifurcated from the host instrument and accounted for at fair value with changes in fair value recorded in earnings.

During the year ended December 31, 2010, 15,186 shares of Series C preferred stock were converted into 3,301,300 shares of common stock. The Company recognized a gain of US\$610 and US\$295 relating to changes in the fair value of embedded derivative liability for the years ended December 31, 2012 and 2011, respectively. As of December 31, 2012 and 2011, nil and two shares of Series C preferred stock were outstanding, respectively.

Redeemable Series D convertible preferred stock

On August 15, 2011, China XD entered into a securities purchase agreement (the "Securities Purchase Agreement") with MSPEA Modified Plastics Holding Limited, a Cayman Islands company and an affiliate of Morgan Stanley Private Equity Asia III Holdings (Cayman) Ltd, a Cayman Islands limited liability company ("MSPEA"), XD Engineering Plastics and Mr. Han, pursuant to which MSPEA purchased 16,000,000 shares of the Company's Series D convertible preferred stock with par value of US\$0.0001 per share (the "Series D Preferred Stock"), for a total consideration of US\$100 million or US\$6.25 per share. On September 28, 2011, China XD issued 16,000,000 shares of Series D Preferred Stock and received total gross proceeds of US\$100 million in cash. Net proceeds after issuance cost were approximately US\$99.1 million.

The significant terms of Series D Preferred Stock are as follows:

(i) Conversion

The holders of the Series D Preferred Stock have the right to convert all or any portion of their holdings into common stock at a price of US\$6.25 per share from January 1, 2012 through September 28, 2014, subject to adjustments for stock splits, combinations, dividends or distributions of common stock, merger and reorganization. In addition, if the Company achieves net income as adjusted to exclude (i) all extraordinary or non-recurring gains or losses for the relevant period, (ii) all gains or losses derived from any business operation other than the principal business of the Company or otherwise derived outside the ordinary course of business of the Company for the relevant period, and (iii) all gains or losses attributable to the Series D Preferred Stock ("Actual Profit"), at least RMB360 million, RMB520 million and RMB800 million in 2011, 2012 and 2013, respectively, each outstanding Series D Preferred Stock will be converted into common stock from September 28, 2014 upon the delivery of a written notice from the Company to the holders of Series D Preferred Stock. The Company determined that there was no embedded beneficial conversion feature attributable to the Series D convertible preferred stock at the commitment date since the initial conversion price of the Series D convertible preferred stock was greater than the price of China XD' common stock.

(ii) Voting

The holders of Series D Preferred Stock have the same voting rights as the common stockholders on an "if-converted" basis. In addition, if 1,600,000 shares or more (adjusted for any dilutive corporate actions) of Series D Preferred Stock remain outstanding, holders of Series D Preferred Stock have veto rights over certain material corporate actions of the Company.

(iii) Dividends

Each share of Series D Preferred Stock shall be entitled to dividend or other distribution simultaneously with any dividend or distribution on any shares of the Company's common stock as if each share of Series D Preferred Stock has been converted to common stock.

(iv) Liquidation preference

In the event of the liquidation, dissolution or winding-up of the affairs of the Company, whether voluntary or involuntary (a "Liquidation"), the holders of Series D Preferred Stock then outstanding shall be entitled to receive, out of the assets of the Company available for distribution to its stockholders before any payment shall be made to the holders of shares of common stock by reason of their ownership thereof, but after any payment shall be made to the holders of any Series B preferred stock or Series C convertible preferred stock by reason of their ownership thereof, with respect to each share of Series D Preferred Stock, an amount equal to the greater of (i) an amount per share that would yield a total internal rate of return of 15% on the Series D Original Issuance Price, taking into account all cash dividends and/or distributions paid by the Company and received by the holder in respect of his or her share of Series D Preferred Stock (the IRR Price); and (ii) an amount per share as would have been payable had all shares of Series D Preferred Stock been converted into the Company's common stock pursuant to a voluntary conversion or a mandatory conversion immediately prior to such Liquidation (without taking into account any limitations or restrictions on the convertibility of the shares of Series D Preferred Stock).

(v) Redemption

Upon the occurrence of a triggering event as defined below, the holders of the Series D Preferred Stocks have the option to redeem the Series D Preferred Stock at a price equal to the IRR Price (the "Redemption Price"), by delivery of written notice to the Company (the "Redemption Request") at least 6 months prior to the proposed date of redemption (the "Redemption Date"), provided that in no event shall the Redemption Date be prior to March 3, 2013 if any shares of Series C convertible preferred stock remain outstanding, unless otherwise consented to by holders of the Series C convertible preferred stock.

A triggering event means any of the following events: (I) the occurrence of any of the following: (i) the Actual Profit for the Financial Year ending December 31, 2011 is less than RMB360 million (the "2011 Target"), (ii) the Actual Profit for the Financial Year ending December 31, 2012 is less than RMB468 million, or (iii) the Actual Profit for the Financial Year ending December 31, 2013 is less than RMB608 million (collectively the "Actual Profit Targets"); (II) any breach by any of the Company, XD Engineering Plastics and Mr. Han (the "Principal Stockholders") of any representation, warranty, covenant or other agreement in the Securities Purchase Agreement, the Certificate of Designation, the Registration Rights Agreement, the Stockholders' Agreement, the Pledge Agreement and the Indemnification Agreements (collectively, the "Transaction Document") that (i) in the case of a breach of a covenant or agreement that is curable, has remained uncured for 30 days after the holder of Series D Preferred Stock has given written notice of such breach to the Company' Principal Stockholders and (ii) has had or could reasonably be expected to have a material adverse impact on (a) the business, operations, properties, financial position (including any material increase in provisions), earnings or condition of the Company, or (b) the value, marketability or liquidity of the Series D Preferred Stock taking into account any remedies already sought and received in connection with such breach; or (III) the commencement by the Company or any other member of the Company of any bankruptcy, insolvency, reorganization or of any other case or proceeding to be adjudicated a bankruptcy or insolvency, or the consent by it to the entry of a decree or order for relief in respect of the Company or any other member of the Company in an involuntary case; or the appointment of a custodian, receiver, liquidator, assignee, trustee, sequestrator other similar officials of the Company or any other member of the Company for the winding up or liquidation of its affairs.

If any shares of Series D Preferred Stock remain outstanding on September 28, 2014, the holders of such shares shall require the Company to redeem each share of Series D Preferred Stock at a price equal to the IRR Price (the "Mandatory Redemption Price") no later than March 28, 2015.

As of December 31, 2012, the Company concluded that it is not probable any of the triggering events has occurred or is expected to occur. As a result, it was not probable that the Series D Preferred Stock is redeemable as of December 31, 2012. Therefore no changes in the redemption value were recognized during 2012. The Company will assess the probability of whether the Series D Preferred Stock is redeemable at each reporting period end.

(vi) Stockholders' Agreement

Pursuant to the Stockholders' Agreement between MSPEA and the Principal Stockholders, if the Company shall at any time issue or sell any shares of common stock or equity securities, other than an issuance or sale in an exempted issuance, at a price per share, or in the case other equity securities exchangeable or convertible into shares of common stock, at a conversion or exercise price for a share of common stock (in each case, the "New Issue Price") that is less than the then effective conversion price of Series D Preferred Stock, the holders of Series D Preferred Stock shall have the right to purchase from the Principal Stockholders, and Principal Stockholders shall sell and transfer to the holders of Series D Preferred Stock, at par value per share, a number of shares of common stock that is equal to (i) the number of shares of common stock that the Series D Preferred Stock held by the holders of Series D Preferred Stock would have been convertible into as if the then effective conversion price is equal to the New Issue Price, minus (ii) the number of shares of common stock that the outstanding Series D Preferred Stock held by the holders of Series D Preferred Stock are convertible into under the then effective conversion price. The exempted issuance refers to (a) any issuance of common stock upon the conversion of the Series D Preferred Stock; (b) the conversion, exercise or exchange of options, warrants or convertible securities of the Company that are outstanding and have been fully disclosed to MSPEA as of September 28, 2011; (c) any issuance of shares of common stock or options to employees, officers, directors or other service providers of the Company pursuant to any stock or option plan duly approved for such purpose including the board of directors; (d) any issuance of common stock, options, warrants or convertible securities of the Company pursuant to acquisitions or other strategic transactions, in each case approved by the board of directors and (e) any issuance of adjustment shares that the Principal Stockholders shall sell and transfer to the holders of Series D Preferred Stock if the Company is unable to achieve the Actual Profit as defined below.

In addition, the Principal Stockholders entered into a pledge agreement with the holders of Series D Preferred Stock to secure the payment and performance of the following obligations (collectively, the "Secured Obligations"), which are secured by the collateral under the Pledge Agreement between the holders of Series D Preferred Stock and the Principal Stockholders: (a) the full and prompt payment when due (whether at stated maturity, by redemption or acceleration or otherwise) of all debts, obligations and liabilities of Principal Stockholders owing to the holders of Series D Preferred Stock; (b) all reasonable costs and expenses incurred by the holders of Series D Preferred Stock to enforce this Agreement and maintain, preserve, collect and realize upon the collateral. The collateral refers to 16,000,000 shares of common stock, par value \$0.0001, of China XD registered in the name of XD Engineering Plastic.

The holders of Series D Preferred Stock have an option to purchase common stock at par value from the Principal Stockholders if the Company is unable to achieve the Actual Profit of RMB360 million, RMB520 million and RMB800 million in 2011, 2012 and 2013, respectively. The number of common stock to be purchased is based on a pre-set formula as specified in the Stockholders' Agreement.

The Stockholders' Agreement was an inducement made to facilitate the investment in the Series D Preferred Stock on behalf of the Company. Therefore, the fair value of the options issued by the Principal Stockholders to the holders of the Series D Preferred Stock was recognized as additional paid-in capital and reflected as a reduction of the proceeds allocated to the Series D Preferred Stock. As of September 28, 2011, the fair value of the options was determined to be US\$1,501,000 based on the Company's common stock price on September 28, 2011, and the probability of the Company's future financial projection and the expected volatility of the Company's common stock.

Note 14 – Warrants

In connection with the issuance of Series C preferred stock on December 1, 2009, the Company also issued Series A investor warrants to purchase a total of 1,320,696 shares of common stock at an exercise price of US\$5.50 per share with a five-year term, and Series B investor warrants to purchase a number of common stock subject to certain limitations, at an exercise price of US\$0.0001 with a five-year term. The Company also issued Series A placement agent warrants to purchase a total of 117,261 shares of common stock at an exercise price of US\$5.50 per share, with a five-year term to a third party as part of the placement fee. The exercise price of the Series A investor warrants was adjusted to US\$4.90 per share in connection with the common stock direct offering on October 4, 2010.

In connection with the common stock direct offering on October 4, 2010, the Company issued Series C investor warrants to purchase a total of 1,666,667 shares of common stock at an exercise price of US\$6.00 per share. The warrants are exercisable for a period between April 8, 2011 and October 14, 2011. The Company also issued Series C placement agent warrants to purchase 166,667 shares of common stock at an exercise price of US\$7.50 per share to a third party as part of the placement fee. The warrants are exercisable from the date of issuance to July 6, 2013.

Pursuant to the agreements of the Series A investor warrants, if the Company issues its common stock for a consideration per share less than the exercise price of the Series A investor warrants, the exercise price of the Series A investor warrants shall be reduced to the lower issuance price. Also, if the Company grants any options or other securities convertible to its common stock for which the exercise or conversion price is less than the exercise price of the Series A investor warrants, the exercise price of the Series A investor warrants shall be reduced to the lowest exercise or conversion price. The holders of the Series A placement agent warrants have the same down-round protection as the holders of the Series A investor warrants. The Company's Series A investor warrants and Series A placement agent warrants with down-round protection are not considered indexed to a company's own stock under ASC Subtopic 815-40, *Contracts in Entity's Own Equity*, and accordingly are accounted as derivatives.

The Company also determined that the Series C investor warrants and Series C placement agent warrants are derivatives because the warrants require a net cash settlement if the Company fails to cause the transfer agent to timely transmit to the warrant holders a certificate or certificates representing the shares of common stock upon exercise.

Accordingly, the Company accounted for these warrants at fair value with changes in fair value recorded in earnings at each reporting period.

The following is a summary of the outstanding and exercisable warrant balance:

As of December 31, 2012:

Issuance Date	<u>Exercise Price</u>	<u>Number of Warrants Outstanding</u>	<u>Remaining Contractual Life</u> Years
Series A investor warrants	4.9	1,320,696	1.92
Series A placement agent warrants	5.5	117,261	1.92
Series C placement agent warrants	7.5	166,667	0.52
		<u>1,604,624</u>	

As of December 31, 2011:

Issuance Date	<u>Exercise Price</u>	<u>Number of Warrants Outstanding</u>	<u>Remaining Contractual Life</u> Years
Series A investor warrants	4.9	1,320,696	2.92
Series A placement agent warrants	5.5	117,261	2.92
Series C placement agent warrants	7.5	166,667	1.52
		<u>1,604,624</u>	

The fair values of these warrants were calculated using the Black-Scholes option-pricing model with the following assumptions:

As of December 31, 2012:

	<u>Series A investor warrants</u>	<u>Series A placement agent warrants</u>	<u>Series C placement agent warrants</u>
Volatility	48.8%	48.8%	77.4%
Expected dividends yield	0%	0%	0%
Fair value of underlying common stock (per share)	3.82	3.82	3.82
Risk-free interest rate (per annum)	0.26%	0.26%	0.12%

As of December 31, 2011:

	<u>Series A investor warrants</u>	<u>Series A placement agent warrants</u>	<u>Series C placement agent warrants</u>
Volatility	72.0%	72.0%	55.4%
Expected dividends yield	0%	0%	0%
Fair value of underlying common stock (per share)	5.34	5.34	5.34
Risk-free interest rate (per annum)	0.37%	0.37%	0.20%

The changes in the fair value of warrants during the years presented is as follow:

	<u>Series A investor warrants</u> US\$	<u>Series A placement agent warrants</u> US\$	<u>Series C investor warrants</u> US\$	<u>Series C placement agent warrants</u> US\$	<u>Total</u> US\$
As of January 1, 2011	3,915,133	329,637	1,127,768	346,592	5,719,130
Change in fair value	(477,234)	(43,910)	(1,127,768)	(207,291)	(1,856,203)
As of December 31, 2011	3,437,899	285,727	-	139,301	3,862,927
Change in fair value	(2,522,710)	(219,650)	-	(111,817)	(2,854,177)
As of December 31, 2012	915,189	66,077	-	27,484	1,008,750

On October 14, 2011, all of 1,666,667 Series C investor warrants expired.

Note 15 – Stock based compensation

Stock options issued to employees, directors and consultants

On May 26, 2009, the Board of Directors approved the adoption of the 2009 Stock Incentive Plan (the "2009 Plan"), which provides for the granting of stock options and other stock-based awards to key employees, directors and consultants of the Company. The aggregate number of common stock which may be issued under the 2009 Plan may not exceed 7,800,000 shares.

Nonvested shares

On August 7, 2010, the Company's Board of Directors approved the grant of 99,856 nonvested shares to four independent directors, two directors and certain executive officers and employees. 19,856 shares vest on February 7, 2011 and 80,000 shares vest on the third anniversary of the date of grant.

On October 24, 2011, the Company's Board of Directors approved the grant of 26,405 nonvested shares to four independent directors, all of which vest on April 24, 2012.

On August 7, 2012, the Company's Board of Directors approved the grant of (i) 230,000 nonvested shares to certain executive officers and employees which vest on the third anniversary of the date of grant, (ii) 225,000 nonvested shares to 15 consultants which vest on February 7, 2013, and (iii) 10,000 nonvested shares to a former employee which vest on the date of grant.

A summary of the nonvested shares activity for the years ended December 31, 2012 and 2011 is as follows:

	<u>Number of Nonvested Shares</u>	<u>Weighted Average Grant date Fair Value</u> US\$
Outstanding as of December 31, 2010	99,856	6.57
Granted	26,405	4.38
Vested	(19,856)	6.57
Forfeited	-	-
Outstanding as of December 31, 2011	106,405	6.03
Granted	465,000	4.41
Vested	(36,405)	4.39
Forfeited	(22,000)	6.37
Outstanding as of December 31, 2012	513,000	4.66
Expected to vest as of December 31, 2012	513,000	4.66

The total fair value of shares vested during the years ended December 31, 2012 and 2011 was US\$159,754 and US\$135,219 respectively.

The Company recognized US\$1,098,795 and US\$317,021 of compensation expense in general and administrative expenses relating to nonvested shares for the years ended December 31, 2012 and 2011, respectively.

As of December 31, 2012, there was US\$1,133,899 of total unrecognized compensation cost relating to nonvested shares, which is to be recognized over a weighted average period of 1.55 years.

Stock options

On August 7, 2010, the Company's Board of Directors approved the grant of stock options to purchase 445,500 shares of the Company's common stock to two directors and certain executive officers and employees at an exercise price of US\$8.01. The options vest over a three-year period beginning on each anniversary of the date of grant. One-third of the options will expire on August 7, 2011, 2012 and 2013, respectively.

A summary of stock options activity for the years ended December 31, 2012 and 2011 is as follows:

	<u>Number of Options Outstanding</u>	<u>Weighted Average Exercise Price US\$</u>	<u>Weighted Average Remaining Contractual Life Years</u>	<u>Aggregate Intrinsic Value US\$</u>
Outstanding as of December 31, 2010	445,500	8.01		
Expired	(148,500)	8.01		
Outstanding as of December 31, 2011	297,000	8.01		
Expired	(148,500)	8.01		
Outstanding as of December 31, 2012	148,500	8.01	7.61	-
Vested and expected to vest as of December 31, 2012	148,500	8.01	7.61	-
Exercisable as of December 31, 2012	-	-		

The aggregate option fair value of US\$996,899 on the date of grant was determined based on the Black-Scholes option pricing model, using the following assumptions: for each one third of options, expected term of 1, 2 and 3 years, respectively; expected volatility at 64.4%, 83.9% and 75.8%, respectively; risk free interest rate at 0.29%, 0.51% and 0.73%, respectively; and expected dividends yield at 0%.

The expected volatility was based on implied volatilities from traded options and historical volatility of the Company's common stock.

The Company recognized US\$294,460 and US\$332,244 of share-based compensation expense in general and administration expenses relating to stock options for the years ended December 31, 2012 and 2011, respectively. As of December 31, 2012, there was US\$164,604 of total unrecognized compensation cost relating to stock options, which is to be recognized over a period of 0.60 years.

Note 16 - Earnings per share

Basic and diluted earnings per share are calculated as follows:

	Year Ended December 31,	
	2012	2011
	US\$	US\$
Numerator:		
Net income	85,867,747	60,518,619
Less: Dividends to Series C convertible preferred stockholders	(110)	(120)
Net income available to the Company's stockholders	85,867,637	60,518,499
Less:		
Earnings allocated to participating Series C convertible preferred stock	(478)	(511)
Earnings allocated to participating Series D convertible preferred stock	(21,527,155)	(4,890,592)
Earnings allocated to participating nonvested shares	(364,965)	(101,901)
Net income for basic earnings per share	63,975,039	55,525,495
Changes in fair value of derivative liabilities - Series A investor warrants	-	(477,234)
Net income for diluted earnings per share	63,975,039	55,048,261
Denominator:		
Denominator for basic earnings per share:		
Weighted average number of common stock outstanding	47,549,275	47,280,468
Series A investor warrants	-	5,907
Denominator for diluted earnings per share	47,549,275	47,286,375
Earnings per share:		
Basic	1.35	1.17
Diluted	1.35	1.16

The following table summarizes potentially dilutive securities excluded from the calculation of diluted earnings per share for the years ended December 31, 2012 and 2011, because their effects are anti-dilutive:

	For the year ended	
	December 31,	
	2012	2011
Shares issuable upon conversion of Series C convertible preferred stocks	-	435
Shares issuable upon conversion of Series D convertible preferred stocks	16,000,000	16,000,000
Shares issuable upon exercise of Series A investor warrant	1,320,696	-
Shares issuable upon exercise of Series A placement agent warrant	117,261	117,261
Shares issuable upon exercise of Series C placement agent warrant	166,667	166,667
Shares issuable upon exercise of stock options	148,500	297,000

Note 17 - Statutory reserves

Under PRC rules and regulations, all subsidiaries of China XD in the PRC are required to appropriate 10% of their net income, as determined in accordance with PRC accounting rules and regulations, to a statutory surplus reserve until the reserve balance reaches 50% of their registered capital. The appropriation to this statutory surplus reserve must be made before distribution of dividends to China XD can be made. The statutory reserve is non-distributable, other than during liquidation, and can be used to fund previous years losses, if any, and may be converted into share capital by issuing new shares to existing shareholders in proportion to their share holding or by increasing the par value of the shares currently outstanding, provided that the remaining balance of the statutory reserve after such issue is not less than 25% of the registered capital.

For the years ended December 31, 2012 and 2011, China XD' subsidiaries in the PRC made appropriations to the reserve fund of RMB3,737,172 (equivalent to US\$599,858) and RMB10,124,924 (equivalent to US\$1,608,688), respectively. As of December 31, 2012 and 2011, the accumulated balance of the statutory surplus reserve was RMB 24,598,883 (equivalent to US\$3,948,393) and RMB20,861,711 (equivalent to US\$3,314,592), respectively.

Note 18 - Commitments and contingencies

(1) Lease commitments

Future minimum lease payments under non-cancellable operating leases agreements as of December 31, 2012 were as follows. The Company's leases do not contain any contingent rent payments terms.

Years ending December 31,	US\$
2013	691,608
2014	664,660
2015	221,553
2016	-
2017 and thereafter	-

Rental expenses incurred for operating leases of plant and equipment and office spaces were US\$711,310 and US\$412,176 in 2012 and 2011, respectively. There are no step rent provisions, escalation clauses, capital improvement funding requirements, other lease concessions or contingent rent in the lease agreements. The Company has no legal or contractual asset retirement obligations at the end of leases.

(2) Plant construction

Pursuant to the agreement with Harbin Shengtong, the Company has a commitment of RMB172,947,312 (equivalent to US\$27,759,958) as of December 31, 2012, for the acquisition of the Project upon completion.

(3) Warehouse construction

Pursuant to the agreement with Oriental International Construction Engineering Company Limited, the Company has a commitment of RMB4,932,698 (equivalent to US\$791,753) as of December 31, 2012, for the construction of a warehouse.

(4) Equipment acquisition

As of December 31, 2012, the Company has a commitment of RMB9,109,582 (equivalent to US\$1,462,189) for the acquisition of equipment.

Note 19 – Revenues

Revenues consist of the following:

	Year Ended December 31,	
	2012	2011
	US\$	US\$
Product sales		
PP	284,290,650	184,978,295
PA	48,944,960	26,255,251
Alloy plastics	37,762,512	28,347,364
Engineering plastics	124,502,433	70,910,185
ABS	24,701,785	20,307,168
Environment friendly plastics	72,077,731	32,570,797
Service revenue	7,538,897	18,255,507
Total revenues	599,818,968	381,624,567

Note 20 – Subsequent Events

On March 8, 2013, Xinda Holding (HK), a wholly owned subsidiary of the Company, entered into an Investment Agreement with the People's Government of Shunqing District, Nanchong City, Sichuan Province ("Shunqing Government"), pursuant to which Xinda Holding (HK) will invest RMB1.7 billion (equivalent to US\$270 million) in property, plant and equipment and approximately RMB0.6 billion (equivalent to US\$100 million) in working capital, for a 300,000 metric tons plastics new materials production project and its affiliated R&D center and training center project (collectively, the "Project") in Yinghua Industrial Park, Shunqing District, Nanchong City, Sichuan Province. Xinda Holding (HK) and Shunqing Government also entered into a Supplemental Agreement to the Investment Agreement (the "Supplemental Agreement") on March 8, 2013, pursuant to which Shunqing Government agreed to provide Xinda Group a loan of RMB 50 million within 10 business days from the date of the Supplemental Agreement, due and repayable by May 5, 2014 and a loan of RMB 70 million within 10 business days from the execution of the construction contract for the Project by the parties, due and repayable by November 10, 2014 (collectively, the "Loans"), in connection with the Project. The Loans will be secured by permits for ancillary rights attached to the land use right to be granted to Xinda Holding (HK) or its designated PRC affiliate in connection with the Project. In addition, Xinda Holding (HK) shall assume joint and several liabilities for Xinda Group's repayment of the Loans.

Name of Director: Li Feng

董事姓名: 李峰

SERVICE AGREEMENT
服务协议

This Service Agreement ("Agreement") is entered into as of 14 day of November, 2012 ("Effective Date") between China XD Plastics Company Limited, whose principal offices are located at 500 Fifth Avenue Suite #4120, New York, NY 10004 U.S.A. and its Wholly Owned Foreign Entity is located at No. 9 Dalian North Road, Haping Road Centralized Industrial Park, Harbin Development Zone, Heilongjiang, Province, China 150060 (hereinafter referred to as the "Company"), and Li Feng, having an address at North 3rd Ring East Road, Chaoyang District, Beijing (hereinafter referred to as the "Director"), to provide the terms under which the Director shall perform his functions as an elected independent member of the Board of Directors of the Company during his respective terms commencing from the date of his election as a director, which is the 14th day of November 2012 ("Commencing Date").

此服务协议(以下简称"协议")于2012年11月14日(以下称"生效日")签署。协议双方为:中国XD塑料有限公司, 主要办公地美国纽约州纽约市第五大道500号4120室, 其全资外资产子主要办公地点在中国黑龙江省哈尔滨开发区哈平路集中区大连北路9号, 邮编150060, 和 李峰, 地址为 北京市朝阳区北三环东路(以下简称"董事")。双方就该董事自被公司选为董事之日, 即2012年11月14日("上任日期"), 将会在其相应服务期限内履行其职责, 作为公司董事会经选举的独立董事成员, 拟定下述条款。

WHEREAS, the Company's business consists of the development, manufacturing, and distribution of modified plastics, primarily for use in automotive applications thereto (the "Business") and the Company is a public company subject to the securities laws and rules and other applicable laws and rules of the United States.

鉴于, 公司的主营业务为汽车专用改性塑料的开发、生产和销售(简称"业务")。而且公司是一个上市公司, 遵守证券法律和法规以及其他适用的美国法律和法规。

WHEREAS, the Company recognizes the unique qualifications and contributions of the Director and desires to secure the services of the Director on the terms and conditions set forth herein; and

鉴于, 公司认可该董事特有的资历及其贡献, 并且公司依照此处的条款和条件愿意获得该董事提供的本协议涵盖的服务内容; 并且

WHEREAS, the Independent Director is prepared to commit to such services in return for specific arrangements, compensation and other benefits on the terms and conditions set forth herein.

鉴于, 该独立董事对于依照此处的条款和条件, 可以提供服务并换取特定的安排、薪酬和其他利益。

NOW THEREFORE, in consideration of the foregoing premises and the mutual covenants and agreements herein contained, the Company and the Director do hereby agree as follows:

因此, 考虑到先前所述的前提和在此共同的约定和认同, 公司和该董事特此立约如下:

1. DUTIES OF THE INDEPENDENT DIRECTOR:

1. 独立董事的职责

1.1 The Director shall carry out his duty as an independent director to the Company and shall make himself available to perform such functions in keeping with all the applicable laws, rules, and regulations of the United States of America, including, not limited to, the applicable securities laws and the laws of the State of Nevada and the laws and regulations of PRC.

1.1 该董事应当履行作为公司的独立董事的职责, 并且应使其自身能够履行该职责。遵守所有美国适用的法律、法规和条例, 包括但不限于, 适用的证券法和内华达州的法律、以及适用的中国法律和法规。

1.2 The Director hereby agrees faithfully to render the service expected of an independent director and to promote the interests of the Company to the best of his ability and keep his duty of care, confidentiality and loyalty, among other duties. The Director further agrees to devote the necessary time, attention, skill, and best efforts to the performance of his duties under this agreement. The Director shall not self-deal or do anything harmful to the interest of the Company or its shareholders and shall not engage in any insider trading or similar activities.

1.2 该董事特此同意提供独立董事的服务。发挥其最大能力并且恪守尽职、保密和忠诚等其它义务来提高公司的利益。该董事依照此协议进一步同意，将投入必要的时间、精力、技能和尽最大努力来履行其职责。该董事将不会进行任何违规的个人交易或者做任何有损于公司或其股东利益的事。并且不会参与任何内部交易或类似活动。

1.3 The Director shall maintain his standing and capacity as an "independent director" under the rules of the Securities and Exchange Commission and the rules and regulations of relevant stock exchanges, and shall not engage in any employment or service with the Company or otherwise that may impair such standing.

1.3 该董事将会在证监会的法规下和相关股票交易所的法规和条例下保持其身份和能力作一个“独立董事”。并且不会介入有损于该身份的任何雇佣和服务。

1.4 The Director shall serve on the nominating committee, the audit committee and the compensation committee and act as the chairman of the compensation committee in his capacity as an independent director.

1.4 该董事将会以独立董事的身份服务于审计/薪酬/提名委员会，并作为薪酬委员会主席。

2. COMPENSATION AND EXPENSES

2. 薪酬和费用

During his term as a Director until the end of his function as a Director:

在其作为董事和履行其董事职责结束的期间：

2.1 (i) The Company agrees to pay a cash compensation of RMB¥ 3,000 per month (RMB¥ 36,000 annual), provided however, that such cash compensation shall be increased to RMB¥ 5,000 per month (RMB¥ 60,000 annual) immediately after the 18th month after the Commencing Date (the 14th day of May, 2014); (ii) The Company agrees to issue to the Director, for services as such and for services as the chairperson of the Compensation committee, an annual retainer ("the Retainer") of RMB¥ 50,000 worth of restricted Shares of common stock (the "Stock") immediately after the 18th month after the Commencing Date (the 14th day of May, 2014) pursuant to the 2009 Equity Incentive Plan of the Company (as amended). The Stock included in the annual Retainer shall be valued at the average closing price for the ten trading days prior to the Commencing Date, and prior to each anniversary of the Commencing Date, the number of Stock shall be recalculated. The restricted Stock shall be subject to a vesting period of one year and be subject to the Director continue to be a director of the Company, subject further to the terms of the applicable grant agreement and this Agreement.

2.1(i) 公司同意支付董事人民币每月3,000元人民币(一年为36,000元人民币)的现金薪酬。此部分现金薪酬应在上任日期后的18个月时(即自2014年5月14日起)增加到每月5,000元人民币(一年为60,000元人民币);(ii) 公司同意在上任日期后的18个月时(即自2014年5月14日起)根据公司2009年股票激励计划(经修订的)开始给该董事每年发行价值为50,000元人民币的限制性股票(简称“股票”),作为其服务于薪酬委员会主席的年聘用费(简称“聘用费”)。包括在年聘用费当中的股票应当按上任日期前的10个交易日的平均收盘价计算价值,并且在上任日期的每一周年后再度计算股数。股票限制期为一年,条件是董事在限制期日仍然是公司的董事,并且受期权授予协议和本协议的限制。

2.2 The Company shall promptly pay or reimburse the Director for all reasonable expenses actually and properly (in accordance with the Company's policy) incurred or paid by him in connection with the performance of his services under the Agreement (including, without limitation, travel expenses) upon presentation of expense statements or vouchers or such other supporting documentation in such form and containing such information as the Company may from time to time require. Any expense above RMB¥ 500 shall be pre-approved by the Company.

2.2 在提供费用发票或者其他证明费用发生的支持文件的形式,公司应及时偿付该董事所有因董事履行本协议中的服务所产生和已支付、实际和合理(依照公司的规定)的费用(包括但不限于,交通费)。公司有权随时要求费用凭证。任何高于500元人民币的开支应事先由公司批准。

2.3 The Company shall have appropriate Director and Officer Insurance coverage in place prior to the signing of this Agreement.

2.3在签署此协议前公司应具有董事和高管保险。

3. INDEMNIFICATION

3. 补偿

The Company shall indemnify the Director to the full extent permitted by the General Corporation Law of the State of Nevada.

公司应根据通常的内华达州公司法的许可内容充分的补偿该董事。

4. MISCELLANEOUS

4. 其他

4.1 This Agreement expresses the entire understanding and agreement of the parties and supersedes any and all prior agreements and understandings, whether written or oral, relating in any way to the subject matter of this Agreement. This Agreement cannot be modified, amended, or supplemented except by a written instrument or instruments executed by each of the parties hereto.

4.1此协议表述了双方的全部理解和认同，并且取代任何或所有的先前的理解和认同，不论是书面的还是口述的，凡是涉及到此协议主题的。此协议不可被修改、修正或者补充，除非有双方对此进行书面签署。

4.2 This Agreement shall have a term during the period director serves as an director of the Company until such time that he is removed by the board of directors by a majority vote or not elected by the next shareholder meeting, whichever comes earlier.

4.2在该董事作为公司的一名董事直到他被董事会投票免去职务或者在下一次股东大会选举中未被选中，两者取最先发生，期间的这段时间为此协议期限。

4.3 This Agreement shall be governed by and construed under the laws of the State of Nevada. If any provision of this Agreement shall be invalid or unenforceable, this Agreement shall be deemed amended but only to the extent required to make it valid and enforceable, and this Agreement as thereby amended shall remain in full force and effect.

4.3此协议受内华达州法律管辖和解释。如果此协议中的任何条款无效或不能被执行，此协议将被视为被修正，但修正只限于保证此协议仍然依法有效和可执行。此协议由此被修正后将会保留全部效力。

4.4 Arbitration is the only and exclusive remedy to the parties for any dispute arising from this agreement. The Parties hereby expressly waive the right to any jury or non-jury trial and hereby expressly submit to the exclusive jurisdiction of an arbitration tribunal under the auspices of the American Association in the City of New York with such tribunal composed of three arbitrators of which one is selected by each party and the third one selected by the two arbitrators already selected respectively by the parties.

4.4仲裁是解决在此协议下双方产生任何纠纷的唯一方式。双方在此明确表示放弃任何有陪审团或无陪审团的审判。且在此明确表示服从在纽约市的美国联合会主持的仲裁法庭的专属管辖权。该法庭由三个仲裁人组成。双方各选一个仲裁人，再由选出的这两个仲裁人选出第三个仲裁人。

4.5 The award of the tribunal shall be exclusive, binding, final and enforceable against the parties. In any arbitration arising out of this Agreement, the prevailing party shall be entitled to request, and receive an amount as and for the reasonable counsel fees and expenses incurred by the prevailing party in connection with such action, proceeding, or arbitration.

4.5由仲裁法庭给双方出具的仲裁裁决书应当是唯一的、有约束力的、最终的和强制执行的。由此协议引发的任何仲裁，胜诉一方有权利要求和获得因诉讼、诉讼程序或仲裁所引发的合理的律师费和开支。

IN WITNESS WHEREOF, the Company and the Director have executed this Agreement as of the day and year first above written.

以资证明，公司和该董事已经在协议开头所示日期签署此份协议。

Signed:

签名: _____/Feng Li/

Name in Print: Feng Li

李峰

**Title: Independent Director
& Chairman of the Compensation Committee**

独立董事和薪酬委员会主席

Date: November 14, 2012

日期: 2012年11月14日

Signed:

签名: _____/Jie Han/

Name in Print: Jie Han

韩杰

Title: Chairman,CEO

董事会主席, CEO

Date:

日期: 2012年11月14日

CHINA XD PLASTICS COMPANY LIMITED

List of Subsidiaries

Name	Jurisdiction of Incorporation
Favor Sea Limited	British Virgin Islands
Xinda Holding (HK) Company Limited	Hong Kong
Xinda Holding (HK) US Sub Inc	New York, United States of America
China XD Plastic Company Limited Harbin Representative Branch	People's Republic of China
Favor Sea (US) Inc	New York, United States of America
HK Engineering Plastics Company Limited Harbin Branch	People's Republic of China
Heilongjiang Xinda Enterprise Group Company Limited	People's Republic of China
Harbin Xinda Macromolecule Material Co., Ltd.	People's Republic of China
Harbin Xinda Plastics Composite Material Company Limited	People's Republic of China
Heilongjiang Xinda Enterprise Group Macromolecule Material Research Center Company Limited	People's Republic of China
Harbin Xinda Plastics New Material Company Limited	People's Republic of China
Heilongjiang Xinda Software Development Company Limited	People's Republic of China
Haikou Xinda Plastics New Materials Company Limited	People's Republic of China
Haikou Xinda Plastics New Materials Enterprise Technical Center Company Limited	People's Republic of China
Haikou Xinda Software Development Company Limited	People's Republic of China
Harbin Xinda Plastics Material Research Center Company Limited	People's Republic of China
Harbin Xinda Macromolecule Materials Testing Technical Co., Ltd	People's Republic of China
Heilongjiang Xinda Enterprise Meiyuan Training Center Company Limited	People's Republic of China
Heilongjiang Xinda Enterprise Group Technology Center Company Limited	People's Republic of China

Consent of Independent Registered Public Accounting Firm

The Board of Directors
China XD Plastics Company Limited:

We consent to the incorporation by reference in the registration statements on Form S-3/A (No. 333-167423 and No. 333-164027) of China XD Plastics Company Limited of our report dated March 25, 2013, with respect to the consolidated balance sheets of China XD Plastics Company Limited as of December 31, 2012 and 2011, and the related consolidated statements of comprehensive income, changes in equity, and cash flows for the years then ended, which report appears in the December 31, 2012 annual report on Form 10-K of China XD Plastics Company Limited.

/s/ KPMG

Hong Kong, China
March 25, 2013

CERTIFICATION

I, Jie Han, the Chief Executive Officer of the registrant, certify that:

- (1) I have reviewed this Annual Report on Form 10-K of China XD Plastics Company Limited, for the year ended December 31, 2012.
- (2) Based on my knowledge, this report does not contain any untrue statement of a material fact or omit to state a material fact necessary to make the statements made, in light of the circumstances under which such statements were made, not misleading with respect to the period covered by this report;
- (3) Based on my knowledge, the financial statements, and other financial information included in this report, fairly present in all material respects the financial condition, results of operations and cash flows of the registrant as of, and for, the periods presented in this report;
- (4) The registrant's other certifying officers and I are responsible for establishing and maintaining disclosure controls and procedures (as defined in Exchange Act Rules 13a-15(e) and 15d-15(e)) and internal control over financial reporting (as defined in Exchange Act Rules 13a-15(f) and 15d-15(f)) for the registrant and have:
 - a. Designed such disclosure controls and procedures, or caused such disclosure controls and procedures to be designed under our supervision, to ensure that material information relating to the registrant, including its consolidated subsidiaries, is made known to us by others within those entities, particularly during the period in which this report is being prepared;
 - b. Designed such internal control over financial reporting, or caused such internal control over financial reporting to be designed under our supervision, to provide reasonable assurance regarding the reliability of financial reporting and the preparation of financial statements for external purposes in accordance with generally accepted accounting principles;
 - c. Evaluated the effectiveness of the registrant's disclosure controls and procedures and presented in this report our conclusions about the effectiveness of the disclosure controls and procedures, as of the end of the period covered by this report based on such evaluation; and
 - d. Disclosed in this report any change in the registrant's internal control over financial reporting that occurred during the registrant's fourth fiscal quarter that has materially affected, or is reasonably likely to materially affect, the registrant's internal control over financial reporting; and
- (5) The registrant's other certifying officer(s) and I have disclosed, based on our most recent evaluation of internal control over financial reporting, to the registrant's auditors and the audit committee of the registrant's Board of Directors (or persons performing the equivalent functions):
 - a. All significant deficiencies and material weaknesses in the design or operation of internal control over financial reporting which are reasonably likely to adversely affect the registrant's ability to record, process, summarize and report financial information; and
 - b. Any fraud, whether or not material, that involves management or other employees who have a significant role in the registrant's internal control over financial reporting.

Date: March 25, 2013

/s/ Jie Han

Name: Jie Han
Title: Chief Executive Officer
(Principal Executive Officer)

CERTIFICATION

I, Taylor Zhang, the Chief Financial Officer of the registrant, certify that:

- (1) I have reviewed this Annual Report on Form 10-K of China XD Plastics Company Limited, for the year ended December 31, 2012.
- (2) Based on my knowledge, this report does not contain any untrue statement of a material fact or omit to state a material fact necessary to make the statements made, in light of the circumstances under which such statements were made, not misleading with respect to the period covered by this report;
- (3) Based on my knowledge, the financial statements, and other financial information included in this report, fairly present in all material respects the financial condition, results of operations and cash flows of the registrant as of, and for, the periods presented in this report;
- (4) The registrant's other certifying officers and I are responsible for establishing and maintaining disclosure controls and procedures (as defined in Exchange Act Rules 13a-15(e) and 15d-15(e)) and internal control over financial reporting (as defined in Exchange Act Rules 13a-15(f) and 15d-15(f)) for the registrant and have:
 - a. Designed such disclosure controls and procedures, or caused such disclosure controls and procedures to be designed under our supervision, to ensure that material information relating to the registrant, including its consolidated subsidiaries, is made known to us by others within those entities, particularly during the period in which this report is being prepared;
 - b. Designed such internal control over financial reporting, or caused such internal control over financial reporting to be designed under our supervision, to provide reasonable assurance regarding the reliability of financial reporting and the preparation of financial statements for external purposes in accordance with generally accepted accounting principles;
 - c. Evaluated the effectiveness of the registrant's disclosure controls and procedures and presented in this report our conclusions about the effectiveness of the disclosure controls and procedures, as of the end of the period covered by this report based on such evaluation; and
 - d. Disclosed in this report any change in the registrant's internal control over financial reporting that occurred during the registrant's fourth fiscal quarter that has materially affected, or is reasonably likely to materially affect, the registrant's internal control over financial reporting; and
- (5) The registrant's other certifying officer(s) and I have disclosed, based on our most recent evaluation of internal control over financial reporting, to the registrant's auditors and the audit committee of the registrant's Board of Directors (or persons performing the equivalent functions):
 - a. All significant deficiencies and material weaknesses in the design or operation of internal control over financial reporting which are reasonably likely to adversely affect the registrant's ability to record, process, summarize and report financial information; and
 - b. any fraud, whether or not material, that involves management or other employees who have a significant role in the registrant's internal control over financial reporting.

Date: March 25, 2013

/s/ Taylor Zhang

Name: Taylor Zhang
Title: Chief Financial Officer
(Principal Financial and Accounting Officer)

CERTIFICATION
PURSUANT TO 18 U.S.C. SECTION 1350,
AS ADOPTED
PURSUANT TO SECTION 906 OF THE
SARBANES - OXLEY ACT OF 2002

In connection with the Annual Report of China XD Plastics Company Limited (the "Company"), on Form 10-K for the year ended December 31, 2012 as filed with the Securities and Exchange Commission ("SEC") on the date hereof (the "Report"), each of the undersigned, Jie Han, Chief Executive Officer of the Company and Taylor Zhang, Chief Financial Officer of the Company, certifies, pursuant to 18 U.S.C. §1350, as adopted pursuant to Section 906 of the Sarbanes-Oxley Act of 2002, that:

- (1) the Report fully complies, in all material respects, with the requirements of Section 13(a) or 15(d) of the Securities Exchange Act of 1934; and
- (2) the information contained in the Report fairly presents, in all material respects, the financial condition and results of operations of the Company.

/s/ Jie Han

Name: Jie Han
Title: Chief Executive Officer
(Principal Executive Officer)

March 25, 2013

/s/ Taylor Zhang

Name: Taylor Zhang
Title: Chief Financial Officer
(Principal Financial and Accounting Officer)

March 25, 2013

